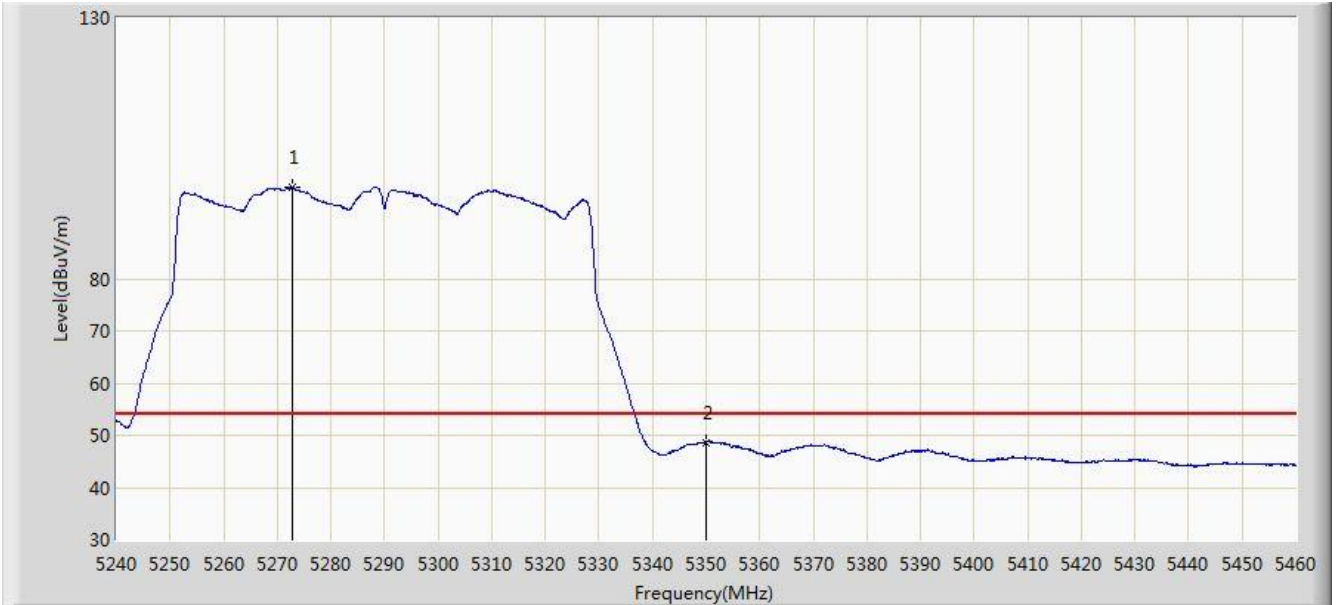




Site: AC1	Time: 2017/09/10 - 14:46
Limit: FCC_Part15.209_RE(3m)	Engineer: Kevin Ker
Probe: BBHA9120D_1GHz_18GHz	Polarity: Vertical
EUT: ACCESS POINT	Power: POE (DC 57V)
Test Mode: Transmit by 802.11ac-VHT80+80 at Channel 5290MHz Ant 2 + 3 / Ant 0 + 1 + 2 + 3 (CDD Mode)	



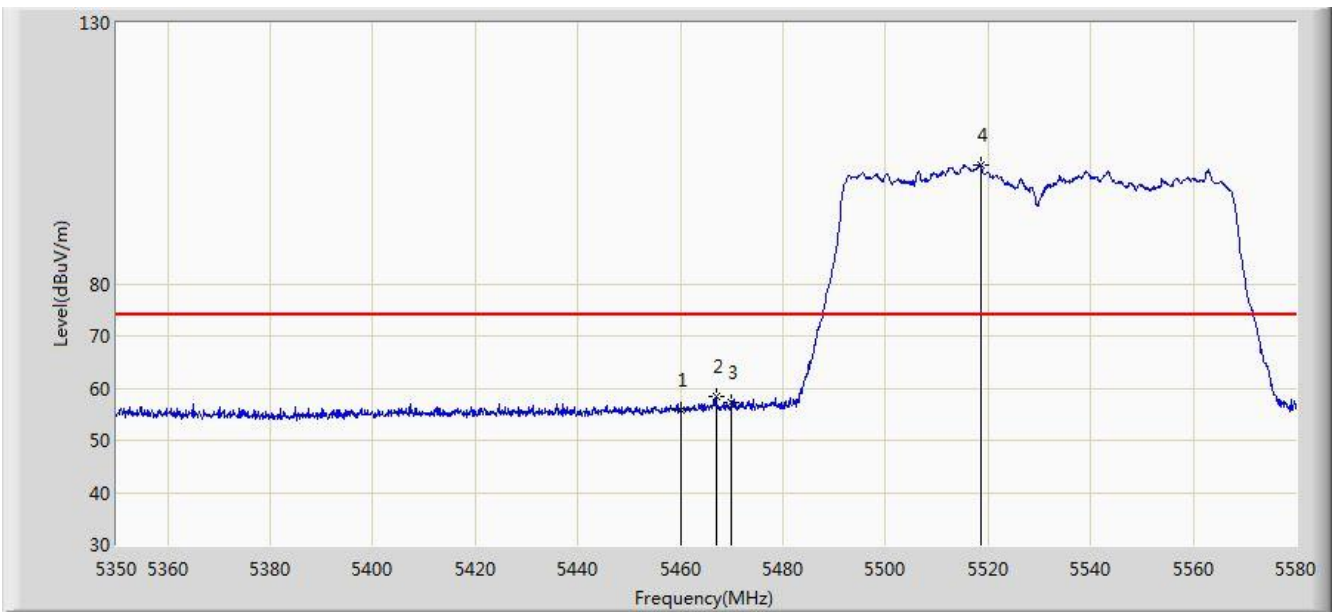
No	Flag	Mark	Frequency (MHz)	Measure Level (dBuV/m)	Reading Level (dBuV)	Over Limit (dB)	Limit (dBuV/m)	Factor (dB)	Type
1		*	5272.780	97.602	93.769	N/A	N/A	3.833	AV
2			5350.000	48.686	44.781	-5.314	54.000	3.904	AV

Note: Measure Level (dB $\mu$ V/m) = Reading Level (dB $\mu$ V) + Factor (dB)

Factor (dB) = Cable Loss (dB) + Antenna Factor (dB/m) - Pre\_Amplifier Gain (dB)



Site: AC1	Time: 2017/09/10 - 13:07
Limit: FCC_Part15.209_RE(3m)	Engineer: Kevin Ker
Probe: BBHA9120D_1GHz_18GHz	Polarity: Horizontal
EUT: ACCESS POINT	Power: POE (DC 57V)
Test Mode: Transmit by 802.11ac-VHT80+80 at Channel 5530MHz Ant 2 + 3 / Ant 0 + 1 + 2 + 3 (CDD Mode)	



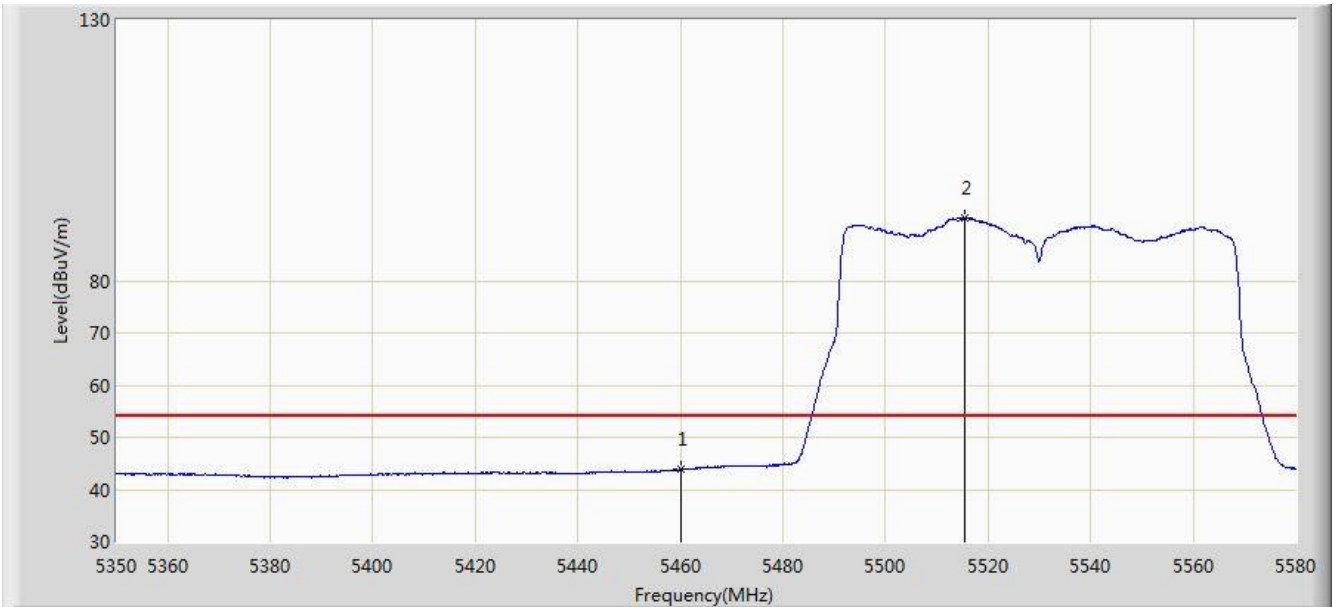
No	Flag	Mark	Frequency (MHz)	Measure Level (dBuV/m)	Reading Level (dBuV)	Over Limit (dB)	Limit (dBuV/m)	Factor (dB)	Type
1			5460.000	55.754	51.574	-18.246	74.000	4.180	PK
2			5466.955	58.368	54.172	-15.632	74.000	4.196	PK
3			5470.000	57.137	52.935	-16.863	74.000	4.202	PK
4		*	5518.475	102.670	98.344	N/A	N/A	4.326	PK

Note: Measure Level (dBμV/m) = Reading Level (dBμV) + Factor (dB)

Factor (dB) = Cable Loss (dB) + Antenna Factor (dB/m) - Pre\_Amplifier Gain (dB)



Site: AC1	Time: 2017/09/10 - 13:10
Limit: FCC_Part15.209_RE(3m)	Engineer: Kevin Ker
Probe: BBHA9120D_1GHz_18GHz	Polarity: Horizontal
EUT: ACCESS POINT	Power: POE (DC 57V)
Test Mode: Transmit by 802.11ac-VHT80+80 at Channel 5530MHz Ant 2 + 3 / Ant 0 + 1 + 2 + 3 (CDD Mode)	



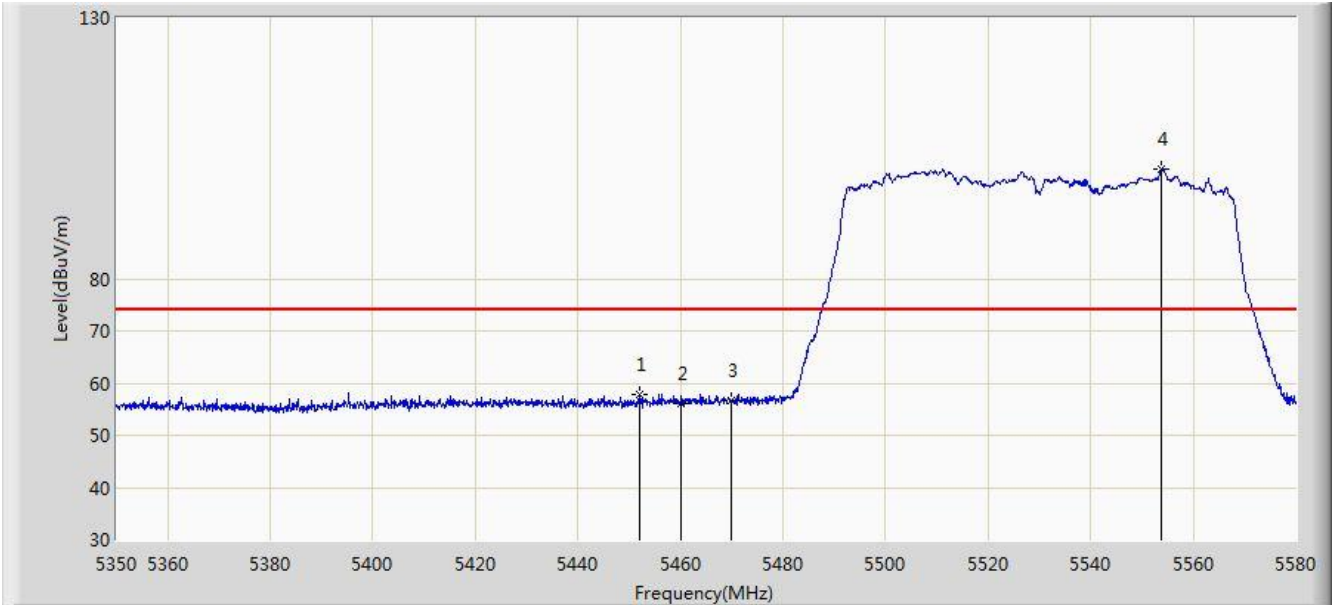
No	Flag	Mark	Frequency (MHz)	Measure Level (dBuV/m)	Reading Level (dBuV)	Over Limit (dB)	Limit (dBuV/m)	Factor (dB)	Type
1			5460.000	43.839	39.659	-10.161	54.000	4.180	AV
2		*	5515.485	92.149	87.832	N/A	N/A	4.317	AV

Note: Measure Level (dBμV/m) = Reading Level (dBμV) + Factor (dB)

Factor (dB) = Cable Loss (dB) + Antenna Factor (dB/m) - Pre\_Amplifier Gain (dB)



Site: AC1	Time: 2017/09/10 - 13:11
Limit: FCC_Part15.209_RE(3m)	Engineer: Kevin Ker
Probe: BBHA9120D_1GHz_18GHz	Polarity: Vertical
EUT: ACCESS POINT	Power: POE (DC 57V)
Test Mode: Transmit by 802.11ac-VHT80+80 at Channel 5530MHz Ant 2 + 3 / Ant 0 + 1 + 2 + 3 (CDD Mode)	



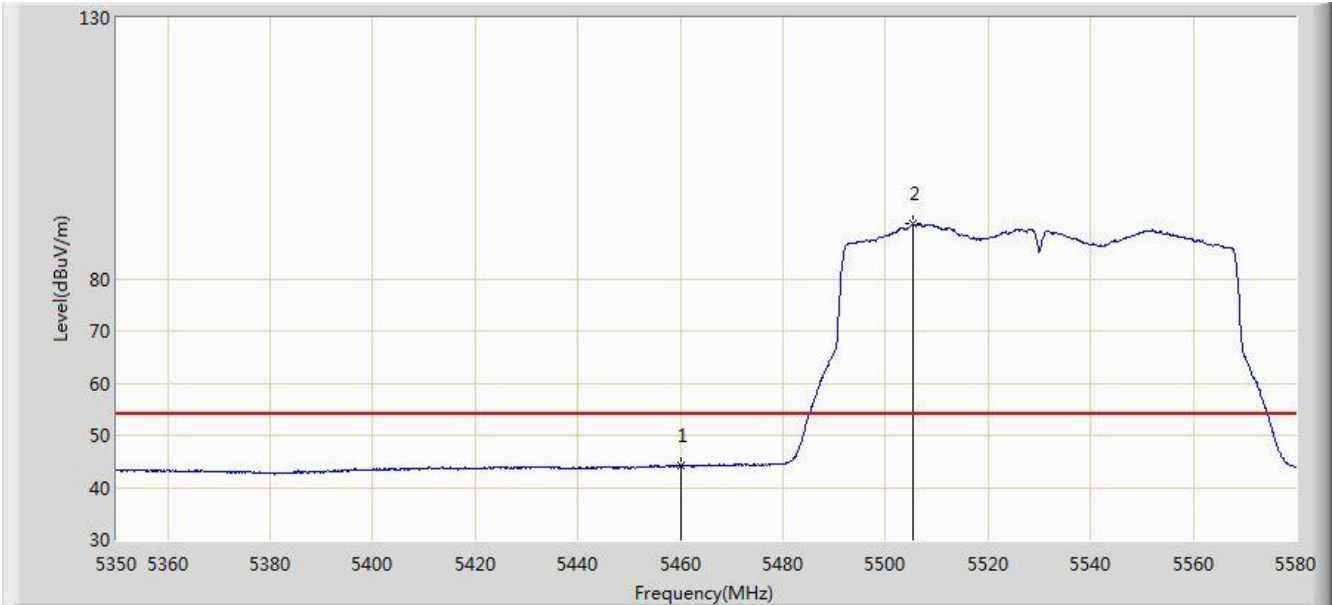
No	Flag	Mark	Frequency (MHz)	Measure Level (dBuV/m)	Reading Level (dBuV)	Over Limit (dB)	Limit (dBuV/m)	Factor (dB)	Type
1			5452.120	57.808	53.646	-16.192	74.000	4.161	PK
2			5460.000	56.196	52.016	-17.804	74.000	4.180	PK
3			5470.000	56.561	52.359	-17.439	74.000	4.202	PK
4		*	5553.895	101.084	96.656	N/A	N/A	4.428	PK

Note: Measure Level (dBμV/m) = Reading Level (dBμV) + Factor (dB)

Factor (dB) = Cable Loss (dB) + Antenna Factor (dB/m) - Pre\_Amplifier Gain (dB)



Site: AC1	Time: 2017/09/10 - 13:13
Limit: FCC_Part15.209_RE(3m)	Engineer: Kevin Ker
Probe: BBHA9120D_1GHz_18GHz	Polarity: Vertical
EUT: ACCESS POINT	Power: POE (DC 57V)
Test Mode: Transmit by 802.11ac-VHT80+80 at Channel 5530MHz Ant 2 + 3 / Ant 0 + 1 + 2 + 3 (CDD Mode)	



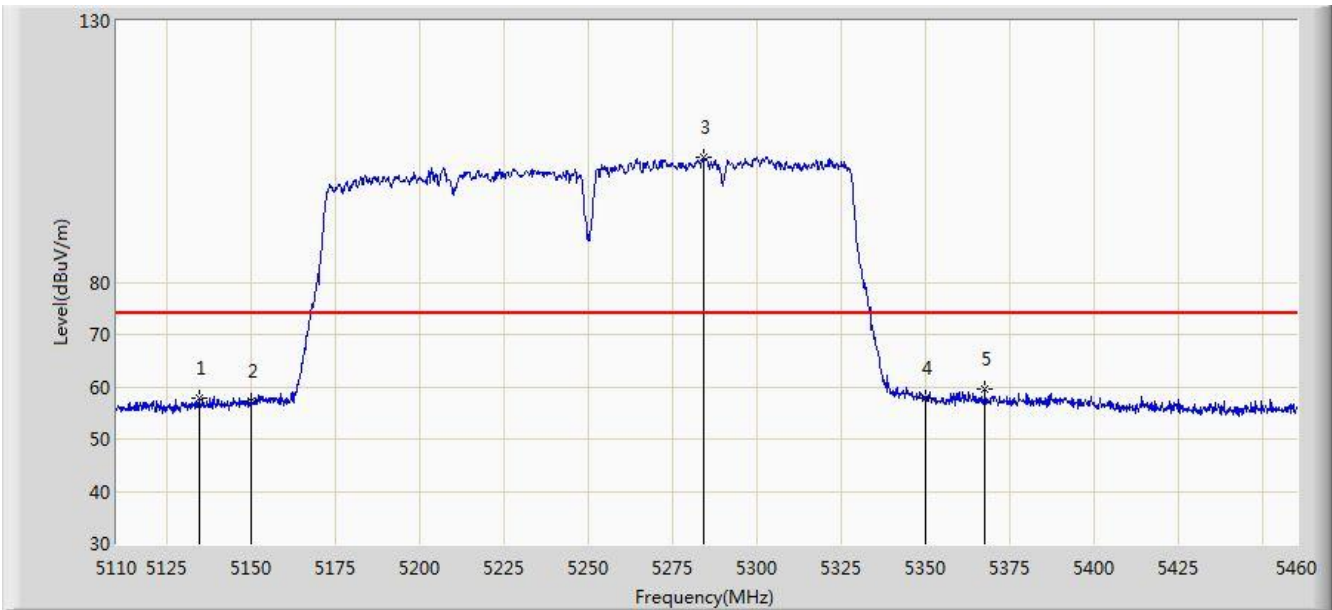
No	Flag	Mark	Frequency (MHz)	Measure Level (dBuV/m)	Reading Level (dBuV)	Over Limit (dB)	Limit (dBuV/m)	Factor (dB)	Type
1			5460.000	44.172	39.992	-9.828	54.000	4.180	AV
2		*	5505.365	90.464	86.176	N/A	N/A	4.288	AV

Note: Measure Level (dB $\mu$ V/m) = Reading Level (dB $\mu$ V) + Factor (dB)

Factor (dB) = Cable Loss (dB) + Antenna Factor (dB/m) - Pre\_Amplifier Gain (dB)



Site: AC1	Time: 2017/11/07 - 22:24
Limit: FCC_Part15.209_RE(3m)	Engineer: Snake Ni
Probe: BBHA9120D_1GHz_18GHz	Polarity: Horizontal
EUT: ACCESS POINT	Power: POE (DC 57V)
Test Mode: Transmit by 802.11ac-VHT80+80 Contiguous at Channel 5210MHz + 5290MHz	
Ant 0 + 1 + 2 + 3 (CDD Mode)	



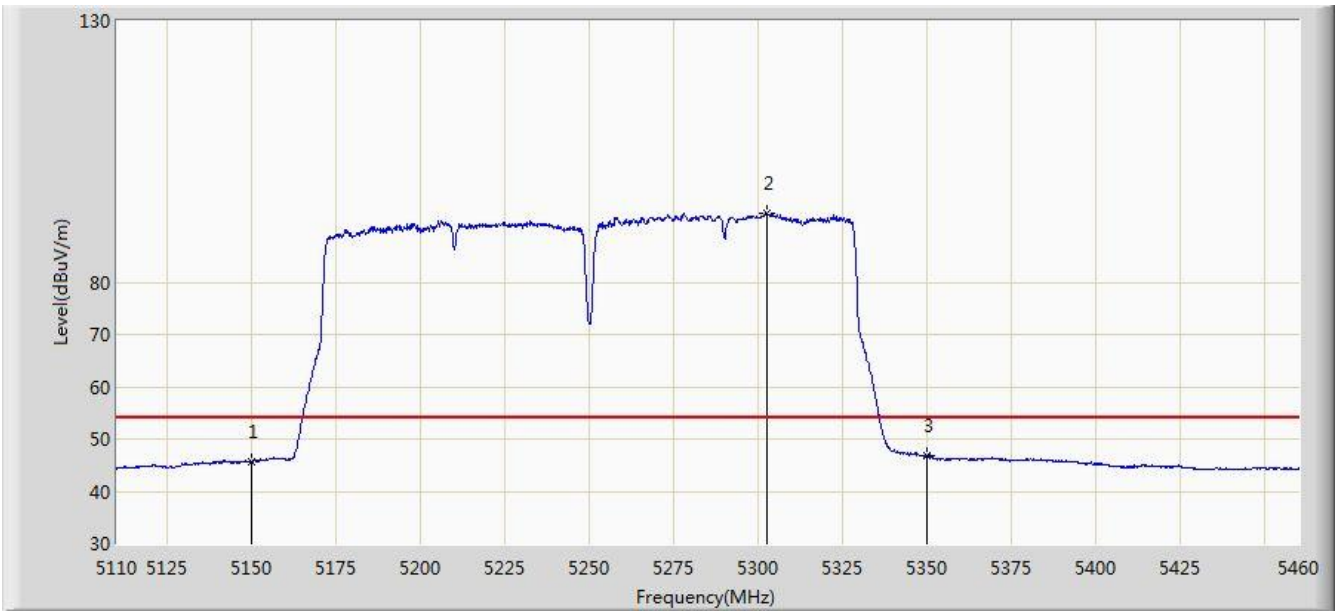
No	Flag	Mark	Frequency (MHz)	Measure Level (dBuV/m)	Reading Level (dBuV)	Over Limit (dB)	Limit (dBuV/m)	Factor (dB)	Type
1			5134.500	57.823	53.648	-16.177	74.000	4.175	PK
2			5150.000	57.198	53.029	-16.802	74.000	4.170	PK
3		*	5284.300	103.819	99.995	N/A	N/A	3.824	PK
4			5350.000	57.952	54.047	-16.048	74.000	3.904	PK
5			5367.600	59.521	55.585	-14.479	74.000	3.937	PK

Note: Measure Level (dBμV/m) = Reading Level (dBμV) + Factor (dB)

Factor (dB) = Cable Loss (dB) + Antenna Factor (dB/m) - Pre\_Amplifier Gain (dB).



Site: AC1	Time: 2017/11/07 - 22:26
Limit: FCC_Part15.209_RE(3m)	Engineer: Snake Ni
Probe: BBHA9120D_1GHz_18GHz	Polarity: Horizontal
EUT: ACCESS POINT	Power: POE (DC 57V)
Test Mode: Transmit by 802.11ac-VHT80+80 Contiguous at Channel 5210MHz + 5290MHz	
Ant 0 + 1 + 2 + 3 (CDD Mode)	



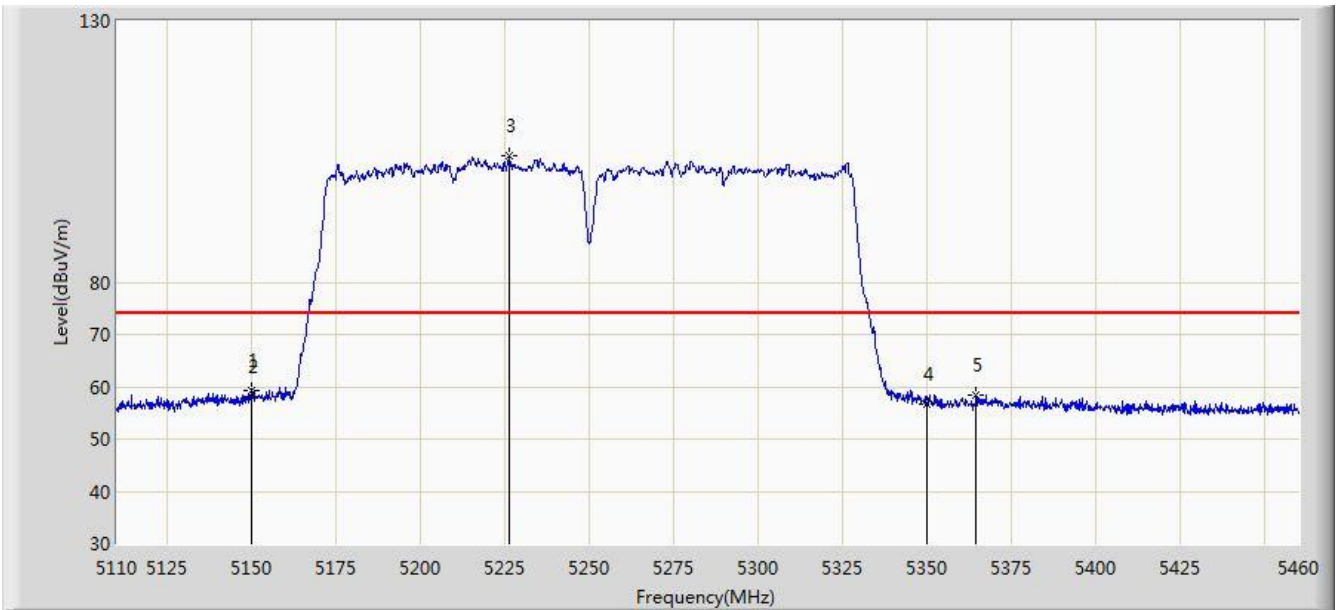
No	Flag	Mark	Frequency (MHz)	Measure Level (dBuV/m)	Reading Level (dBuV)	Over Limit (dB)	Limit (dBuV/m)	Factor (dB)	Type
1			5150.000	45.589	41.420	-8.411	54.000	4.170	AV
2		*	5302.325	93.233	89.418	N/A	N/A	3.815	AV
3			5350.000	46.718	42.813	-7.282	54.000	3.904	AV

Note: Measure Level (dB $\mu$ V/m) = Reading Level (dB $\mu$ V) + Factor (dB)

Factor (dB) = Cable Loss (dB) + Antenna Factor (dB/m) - Pre\_Amplifier Gain (dB).



Site: AC1	Time: 2017/11/07 - 22:27
Limit: FCC_Part15.209_RE(3m)	Engineer: Snake Ni
Probe: BBHA9120D_1GHz_18GHz	Polarity: Vertical
EUT: ACCESS POINT	Power: POE (DC 57V)
Test Mode: Transmit by 802.11ac-VHT80+80 Contiguous at Channel 5210MHz + 5290MHz	
Ant 0 + 1 + 2 + 3 (CDD Mode)	



No	Flag	Mark	Frequency (MHz)	Measure Level (dBuV/m)	Reading Level (dBuV)	Over Limit (dB)	Limit (dBuV/m)	Factor (dB)	Type
1			5149.900	59.224	55.054	-14.776	74.000	4.170	PK
2			5150.000	58.181	54.012	-15.819	74.000	4.170	PK
3		*	5226.200	104.116	100.195	N/A	N/A	3.920	PK
4			5350.000	56.760	52.855	-17.240	74.000	3.904	PK
5			5364.450	58.466	54.535	-15.534	74.000	3.930	PK

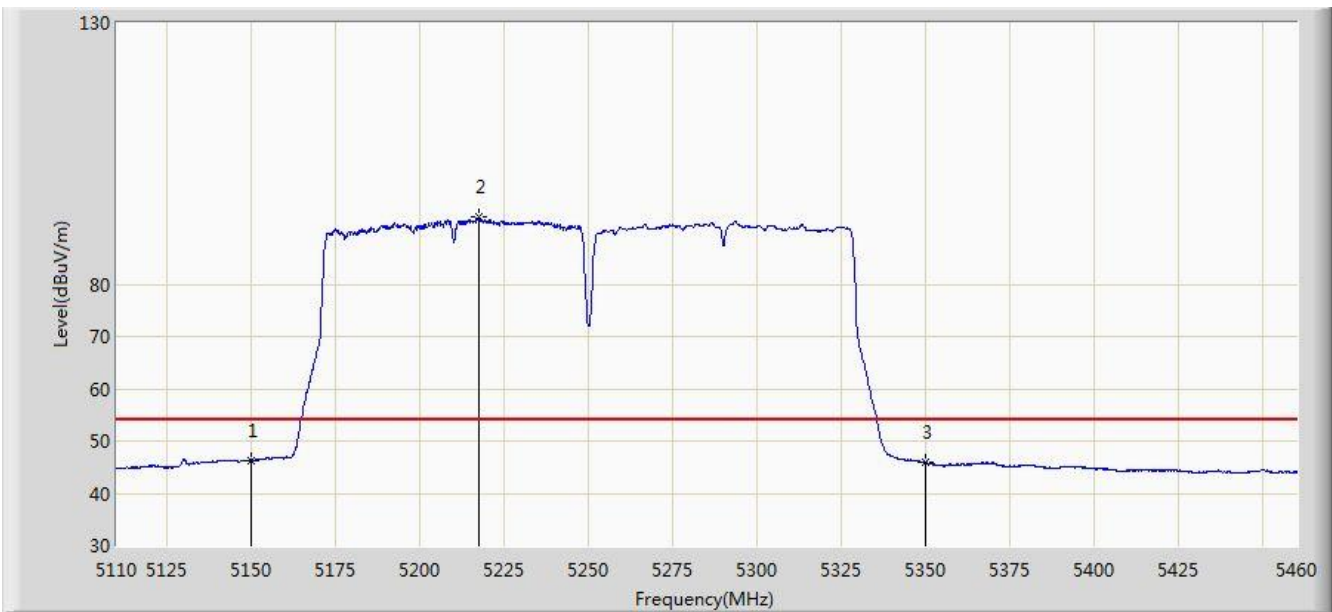
Note: Measure Level (dBμV/m) = Reading Level (dBμV) + Factor (dB)

Factor (dB) = Cable Loss (dB) + Antenna Factor (dB/m) - Pre\_Amplifier Gain (dB).





Site: AC1	Time: 2017/11/07 - 22:28
Limit: FCC_Part15.209_RE(3m)	Engineer: Snake Ni
Probe: BBHA9120D_1GHz_18GHz	Polarity: Vertical
EUT: ACCESS POINT	Power: POE (DC 57V)
Test Mode: Transmit by 802.11ac-VHT80+80 Contiguous at Channel 5210MHz + 5290MHz	
Ant 0 + 1 + 2 + 3 (CDD Mode)	



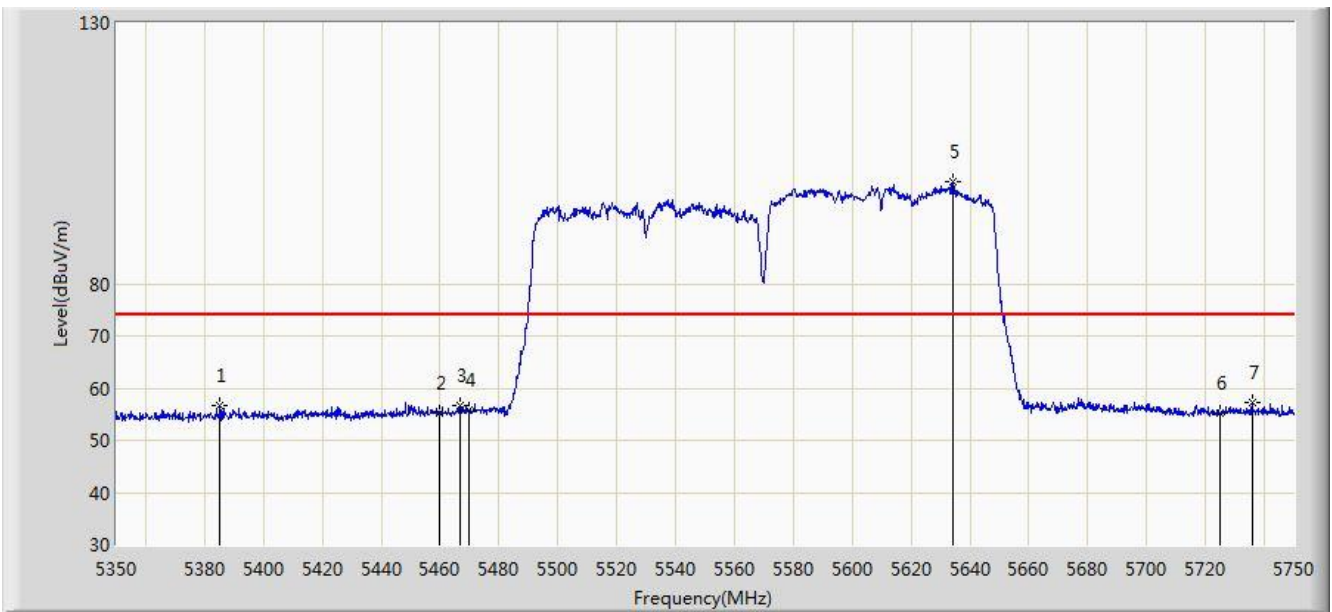
No	Flag	Mark	Frequency (MHz)	Measure Level (dBuV/m)	Reading Level (dBuV)	Over Limit (dB)	Limit (dBuV/m)	Factor (dB)	Type
1			5150.000	46.347	42.178	-7.653	54.000	4.170	AV
2		*	5217.625	92.774	88.828	N/A	N/A	3.946	AV
3			5350.000	45.848	41.943	-8.152	54.000	3.904	AV

Note: Measure Level (dB $\mu$ V/m) = Reading Level (dB $\mu$ V) + Factor (dB)

Factor (dB) = Cable Loss (dB) + Antenna Factor (dB/m) - Pre\_Amplifier Gain (dB).



Site: AC1	Time: 2017/10/20 - 10:51
Limit: FCC_Part15.209_RE(3m)	Engineer: Kevin Ker
Probe: BBHA9120D_1GHz_18GHz	Polarity: Horizontal
EUT: ACCESS POINT	Power: POE (DC 57V)
Test Mode: Transmit by 802.11ac-VHT80+80 Contiguous at Channel 5530MHz + 5610MHz	
Ant 0 + 1 + 2 + 3 (CDD Mode)	



No	Flag	Mark	Frequency (MHz)	Measure Level (dBuV/m)	Reading Level (dBuV)	Over Limit (dB)	Limit (dBuV/m)	Factor (dB)	Type
1			5385.200	56.582	52.613	-17.418	74.000	3.970	PK
2			5460.000	55.214	51.034	-18.786	74.000	4.180	PK
3			5466.600	56.625	52.430	-17.375	74.000	4.195	PK
4			5470.000	55.688	51.486	-18.312	74.000	4.202	PK
5		*	5634.000	99.573	94.952	N/A	N/A	4.621	PK
6			5725.000	55.096	50.067	-18.904	74.000	5.029	PK
7			5735.800	57.233	52.135	-16.767	74.000	5.098	PK

Test Mode: Measure Level (dBuV/m) = Reading Level (dBuV) + Factor (dB)

Factor (dB) = Cable Loss (dB) + Antenna Factor (dB/m) - Pre\_Amplifier Gain (dB)



Site: AC1	Time: 2017/10/20 - 10:59
Limit: FCC_Part15.209_RE(3m)	Engineer: Kevin Ker
Probe: BBHA9120D_1GHz_18GHz	Polarity: Horizontal
EUT: ACCESS POINT	Power: POE (DC 57V)
Test Mode: Transmit by 802.11ac-VHT80+80 Contiguous at Channel 5530MHz + 5610MHz	
Ant 0 + 1 + 2 + 3 (CDD Mode)	



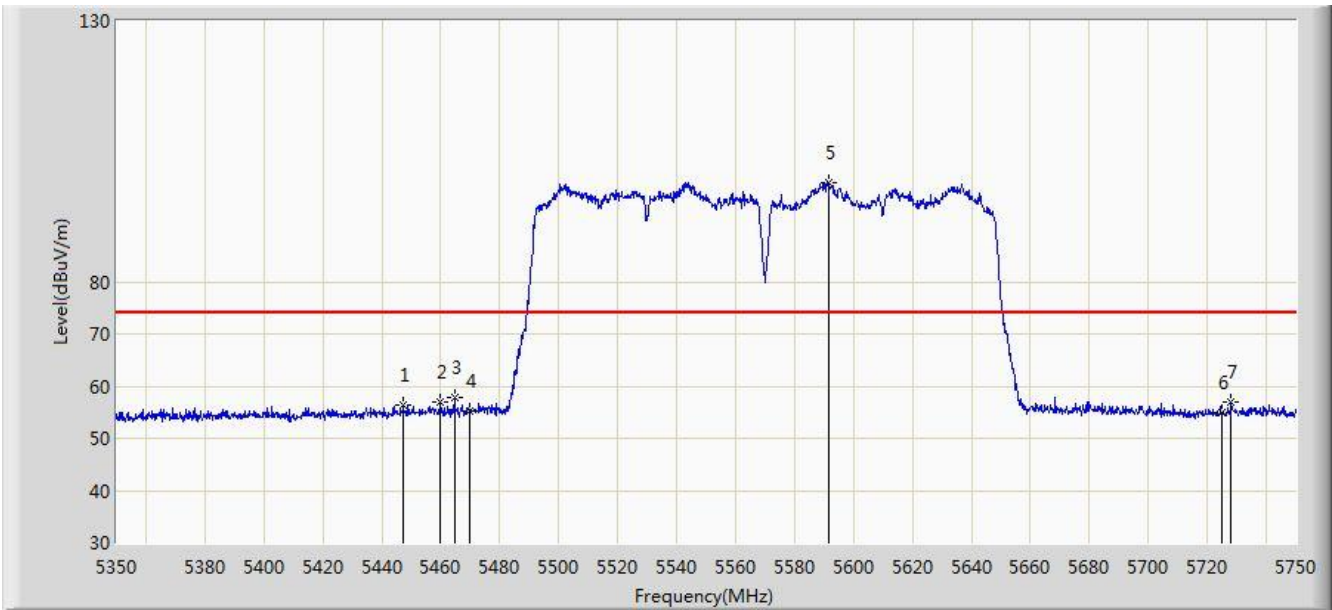
No	Flag	Mark	Frequency (MHz)	Measure Level (dBuV/m)	Reading Level (dBuV)	Over Limit (dB)	Limit (dBuV/m)	Factor (dB)	Type
1			5460.000	42.832	38.652	-11.168	54.000	4.180	AV
2		*	5630.000	88.562	83.953	N/A	N/A	4.609	AV
3			5725.000	43.057	38.028	-10.943	54.000	5.029	AV

Test Mode: Measure Level (dBμV/m) = Reading Level (dBμV) + Factor (dB)

Factor (dB) = Cable Loss (dB) + Antenna Factor (dB/m) - Pre\_Amplifier Gain (dB)



Site: AC1	Time: 2017/10/20 - 11:01
Limit: FCC_Part15.209_RE(3m)	Engineer: Kevin Ker
Probe: BBHA9120D_1GHz_18GHz	Polarity: Vertical
EUT: ACCESS POINT	Power: POE (DC 57V)
Test Mode: Transmit by 802.11ac-VHT80+80 Contiguous at Channel 5530MHz + 5610MHz	
Ant 0 + 1 + 2 + 3 (CDD Mode)	



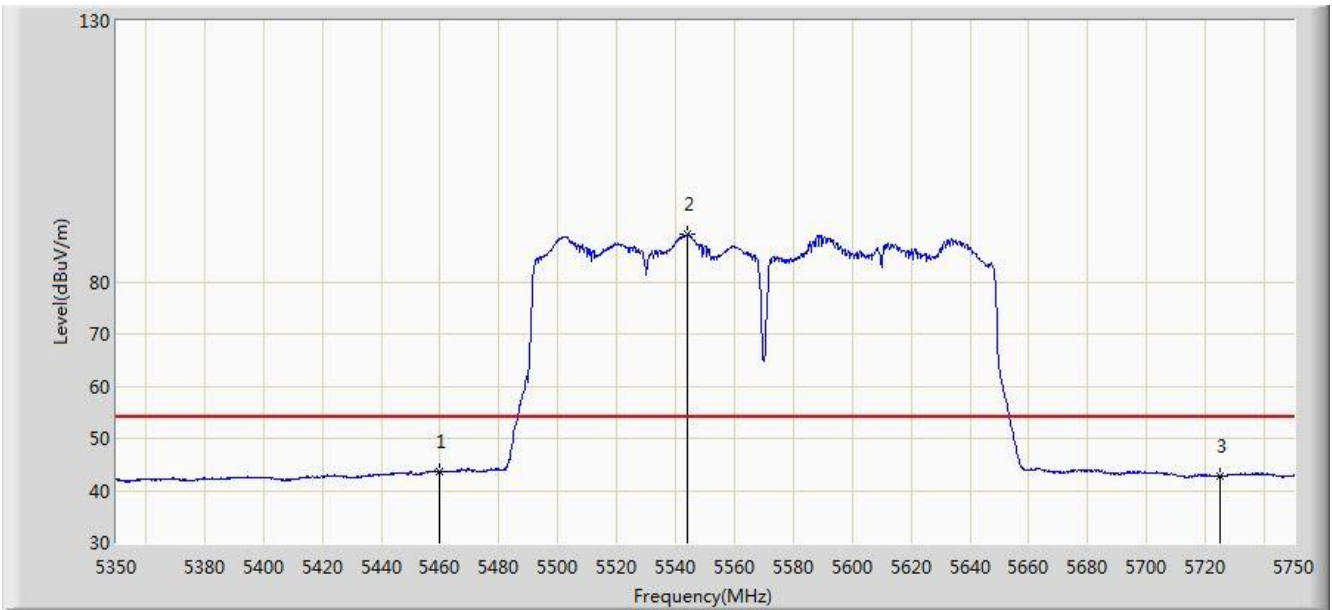
No	Flag	Mark	Frequency (MHz)	Measure Level (dBuV/m)	Reading Level (dBuV)	Over Limit (dB)	Limit (dBuV/m)	Factor (dB)	Type
1			5447.200	56.417	52.271	-17.583	74.000	4.146	PK
2			5460.000	56.930	52.750	-17.070	74.000	4.180	PK
3			5464.600	57.782	53.592	-16.218	74.000	4.191	PK
4			5470.000	55.245	51.043	-18.755	74.000	4.202	PK
5		*	5591.400	99.101	94.595	N/A	N/A	4.505	PK
6			5725.000	54.809	49.780	-19.191	74.000	5.029	PK
7			5728.000	56.823	51.775	-17.177	74.000	5.048	PK

Test Mode: Measure Level (dBuV/m) = Reading Level (dBuV) + Factor (dB)

Factor (dB) = Cable Loss (dB) + Antenna Factor (dB/m) - Pre\_Amplifier Gain (dB)



Site: AC1	Time: 2017/10/20 - 11:02
Limit: FCC_Part15.209_RE(3m)	Engineer: Kevin Ker
Probe: BBHA9120D_1GHz_18GHz	Polarity: Vertical
EUT: ACCESS POINT	Power: POE (DC 57V)
Test Mode: Transmit by 802.11ac-VHT80+80 Contiguous at Channel 5530MHz + 5610MHz	
Ant 0 + 1 + 2 + 3 (CDD Mode)	



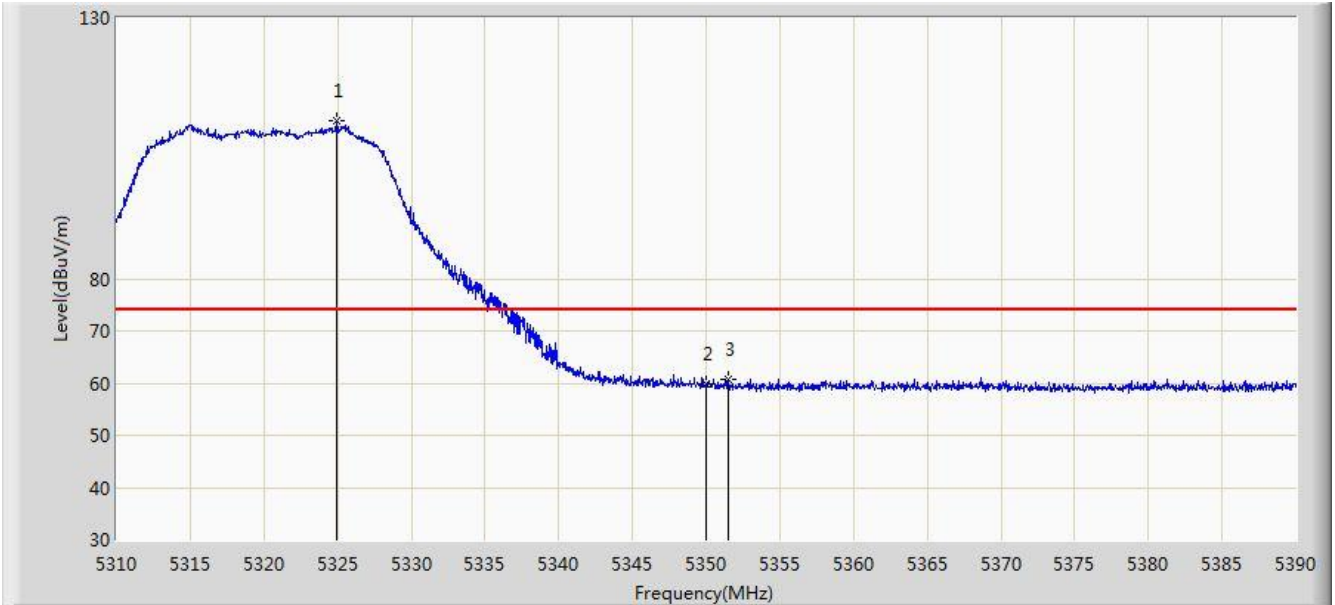
No	Flag	Mark	Frequency (MHz)	Measure Level (dBuV/m)	Reading Level (dBuV)	Over Limit (dB)	Limit (dBuV/m)	Factor (dB)	Type
1			5460.000	43.687	39.507	-10.313	54.000	4.180	AV
2		*	5544.000	89.106	84.704	N/A	N/A	4.402	AV
3			5725.000	42.793	37.764	-11.207	54.000	5.029	AV

Test Mode: Measure Level (dBμV/m) = Reading Level (dBμV) + Factor (dB)

Factor (dB) = Cable Loss (dB) + Antenna Factor (dB/m) - Pre\_Amplifier Gain (dB)



Site: AC1	Time: 2017/09/07 - 20:11
Limit: FCC_Part15.209_RE(3m)	Engineer: Kevin Ker
Probe: BBHA9120D_1GHz_18GHz	Polarity: Horizontal
EUT: ACCESS POINT	Power: POE (DC 57V)
Test Mode: Transmit by 802.11n-HT20 at Channel 5320MHz Ant 0 + 1 + 2 + 3 (Beam-Forming Mode)	



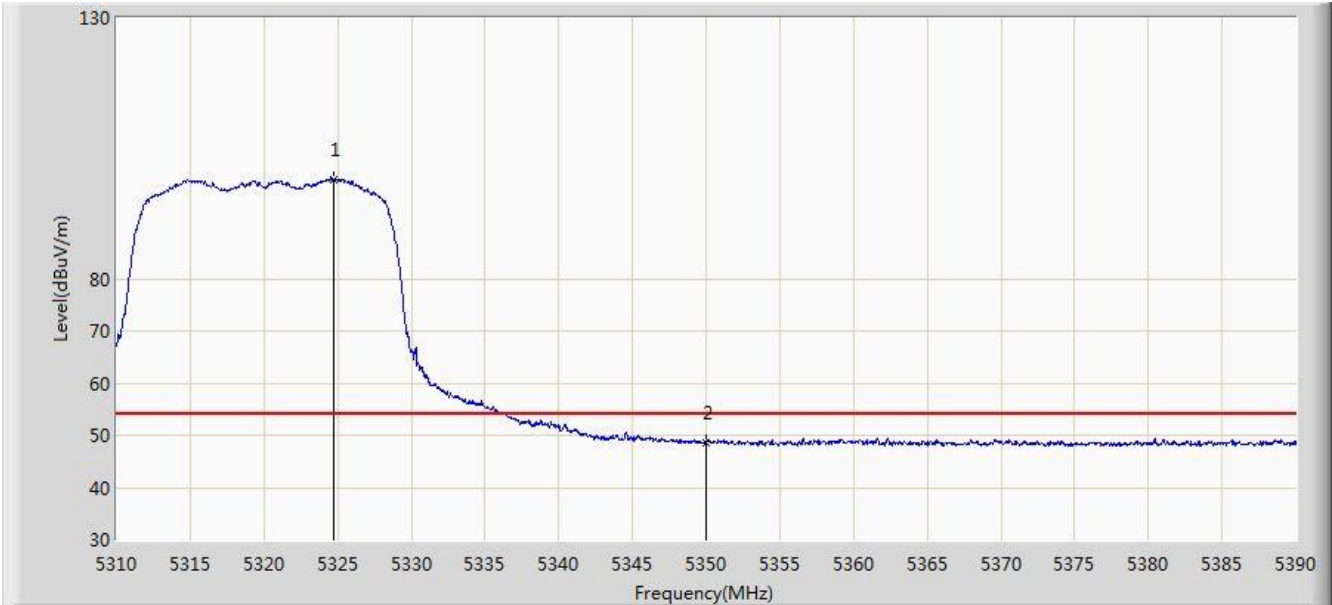
No	Flag	Mark	Frequency (MHz)	Measure Level (dBuV/m)	Reading Level (dBuV)	Over Limit (dB)	Limit (dBuV/m)	Factor (dB)	Type
1		*	5324.920	110.233	106.375	N/A	N/A	3.858	PK
2			5350.000	59.759	55.854	-14.241	74.000	3.904	PK
3			5351.480	60.736	56.829	-13.264	74.000	3.908	PK

Note: Measure Level (dBμV/m) = Reading Level (dBμV) + Factor (dB)

Factor (dB) = Cable Loss (dB) + Antenna Factor (dB/m) - Pre\_Amplifier Gain (dB)



Site: AC1	Time: 2017/09/07 - 20:18
Limit: FCC_Part15.209_RE(3m)	Engineer: Kevin Ker
Probe: BBHA9120D_1GHz_18GHz	Polarity: Horizontal
EUT: ACCESS POINT	Power: POE (DC 57V)
Test Mode: Transmit by 802.11n-HT20 at Channel 5320MHz Ant 0 + 1 + 2 + 3 (Beam-Forming Mode)	



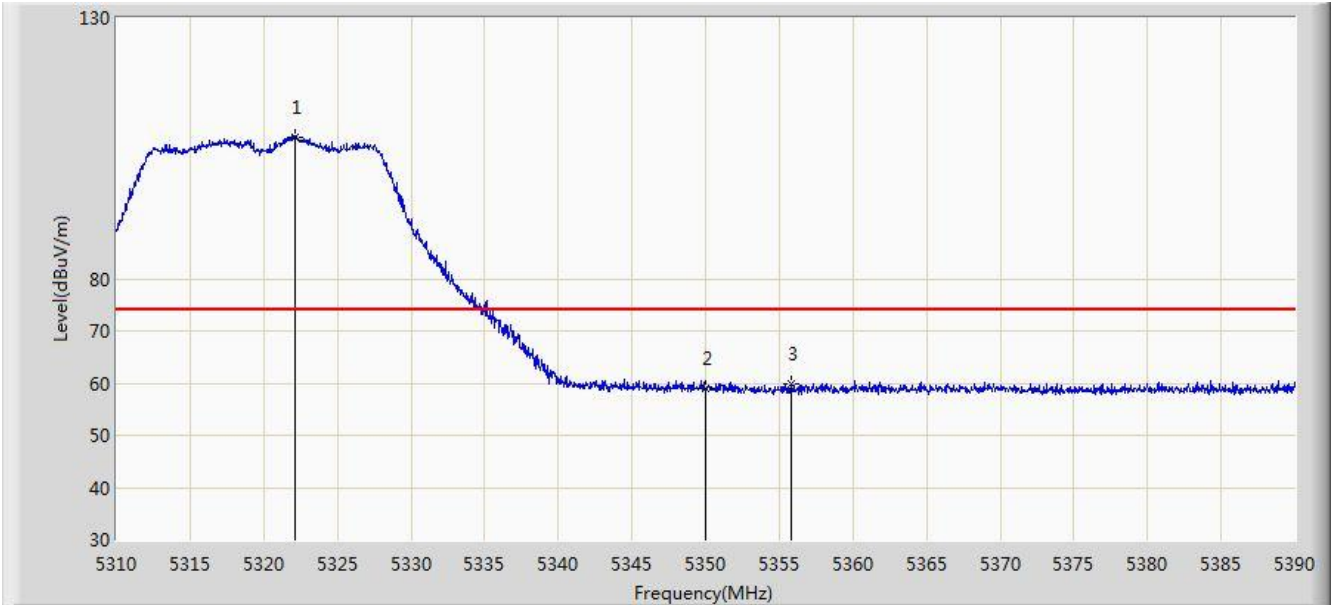
No	Flag	Mark	Frequency (MHz)	Measure Level (dBuV/m)	Reading Level (dBuV)	Over Limit (dB)	Limit (dBuV/m)	Factor (dB)	Type
1		*	5324.760	99.117	95.259	N/A	N/A	3.857	AV
2			5350.000	48.620	44.715	-5.380	54.000	3.904	AV

Note: Measure Level (dBμV/m) = Reading Level (dBμV) + Factor (dB)

Factor (dB) = Cable Loss (dB) + Antenna Factor (dB/m) - Pre\_Amplifier Gain (dB)



Site: AC1	Time: 2017/09/07 - 20:19
Limit: FCC_Part15.209_RE(3m)	Engineer: Kevin Ker
Probe: BBHA9120D_1GHz_18GHz	Polarity: Vertical
EUT: ACCESS POINT	Power: POE (DC 57V)
Test Mode: Transmit by 802.11n-HT20 at Channel 5320MHz Ant 0 + 1 + 2 + 3 (Beam-Forming Mode)	



No	Flag	Mark	Frequency (MHz)	Measure Level (dBuV/m)	Reading Level (dBuV)	Over Limit (dB)	Limit (dBuV/m)	Factor (dB)	Type
1		*	5322.160	107.201	103.348	N/A	N/A	3.853	PK
2			5350.000	59.057	55.152	-14.943	74.000	3.904	PK
3			5355.840	59.995	56.080	-14.005	74.000	3.915	PK

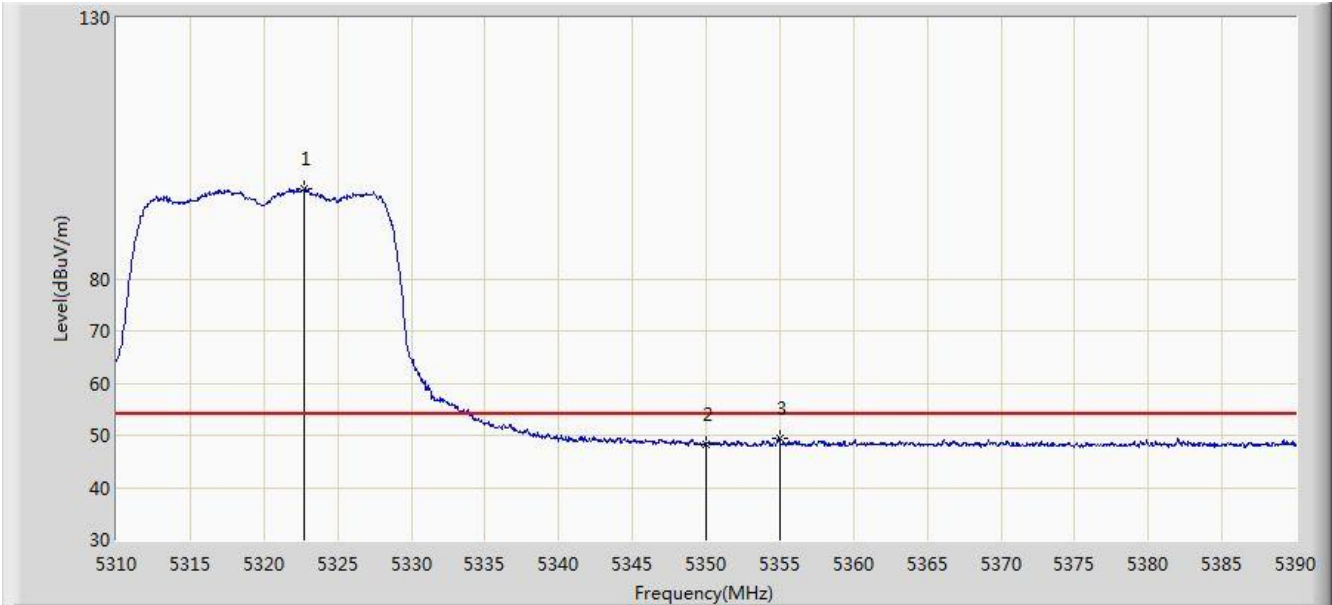
Note: Measure Level (dBμV/m) = Reading Level (dBμV) + Factor (dB)

Factor (dB) = Cable Loss (dB) + Antenna Factor (dB/m) - Pre\_Amplifier Gain (dB)





Site: AC1	Time: 2017/09/07 - 20:21
Limit: FCC_Part15.209_RE(3m)	Engineer: Kevin Ker
Probe: BBHA9120D_1GHz_18GHz	Polarity: Vertical
EUT: ACCESS POINT	Power: POE (DC 57V)
Test Mode: Transmit by 802.11n-HT20 at Channel 5320MHz Ant 0 + 1 + 2 + 3 (Beam-Forming Mode)	



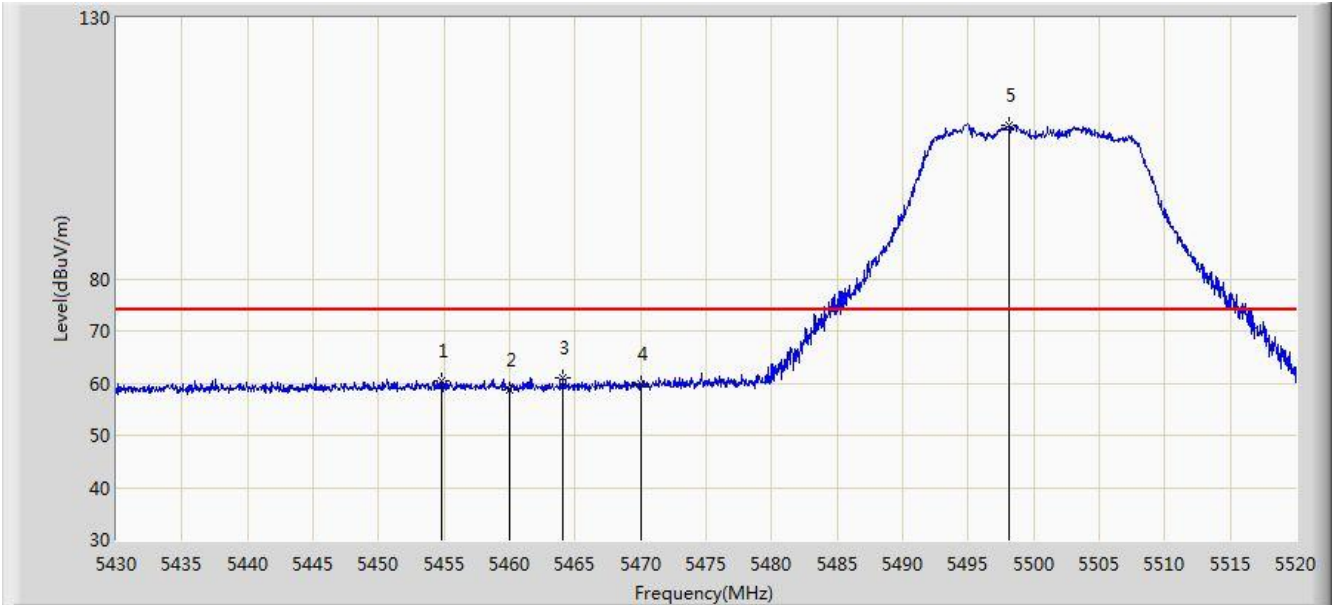
No	Flag	Mark	Frequency (MHz)	Measure Level (dBuV/m)	Reading Level (dBuV)	Over Limit (dB)	Limit (dBuV/m)	Factor (dB)	Type
1		*	5322.760	97.121	93.267	N/A	N/A	3.854	AV
2			5350.000	48.275	44.370	-5.725	54.000	3.904	AV
3			5355.000	49.392	45.478	-4.608	54.000	3.913	AV

Note: Measure Level (dBμV/m) = Reading Level (dBμV) + Factor (dB)

Factor (dB) = Cable Loss (dB) + Antenna Factor (dB/m) - Pre\_Amplifier Gain (dB)



Site: AC1	Time: 2017/09/07 - 20:23
Limit: FCC_Part15.209_RE(3m)	Engineer: Kevin Ker
Probe: BBHA9120D_1GHz_18GHz	Polarity: Horizontal
EUT: ACCESS POINT	Power: POE (DC 57V)
Test Mode: Transmit by 802.11n-HT20 at Channel 5500MHz Ant 0 + 1 + 2 + 3 (Beam-Forming Mode)	



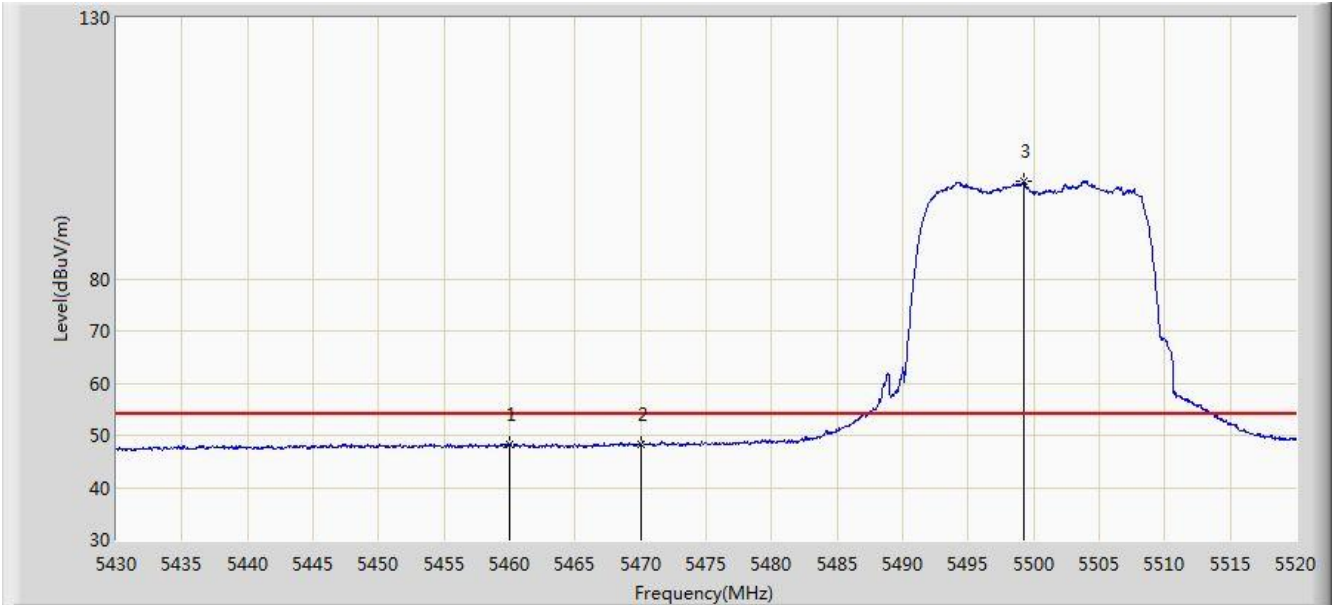
No	Flag	Mark	Frequency (MHz)	Measure Level (dBuV/m)	Reading Level (dBuV)	Over Limit (dB)	Limit (dBuV/m)	Factor (dB)	Type
1			5454.795	60.415	56.246	-13.585	74.000	4.170	PK
2			5460.000	58.765	54.585	-15.235	74.000	4.180	PK
3			5464.065	61.051	56.862	-12.949	74.000	4.189	PK
4			5470.000	59.744	55.542	-14.256	74.000	4.202	PK
5		*	5498.130	109.422	105.155	N/A	N/A	4.267	PK

Note: Measure Level (dBμV/m) = Reading Level (dBμV) + Factor (dB)

Factor (dB) = Cable Loss (dB) + Antenna Factor (dB/m) - Pre\_Amplifier Gain (dB)



Site: AC1	Time: 2017/09/07 - 20:27
Limit: FCC_Part15.209_RE(3m)	Engineer: Kevin Ker
Probe: BBHA9120D_1GHz_18GHz	Polarity: Horizontal
EUT: ACCESS POINT	Power: POE (DC 57V)
Test Mode: Transmit by 802.11n-HT20 at Channel 5500MHz Ant 0 + 1 + 2 + 3 (Beam-Forming Mode)	



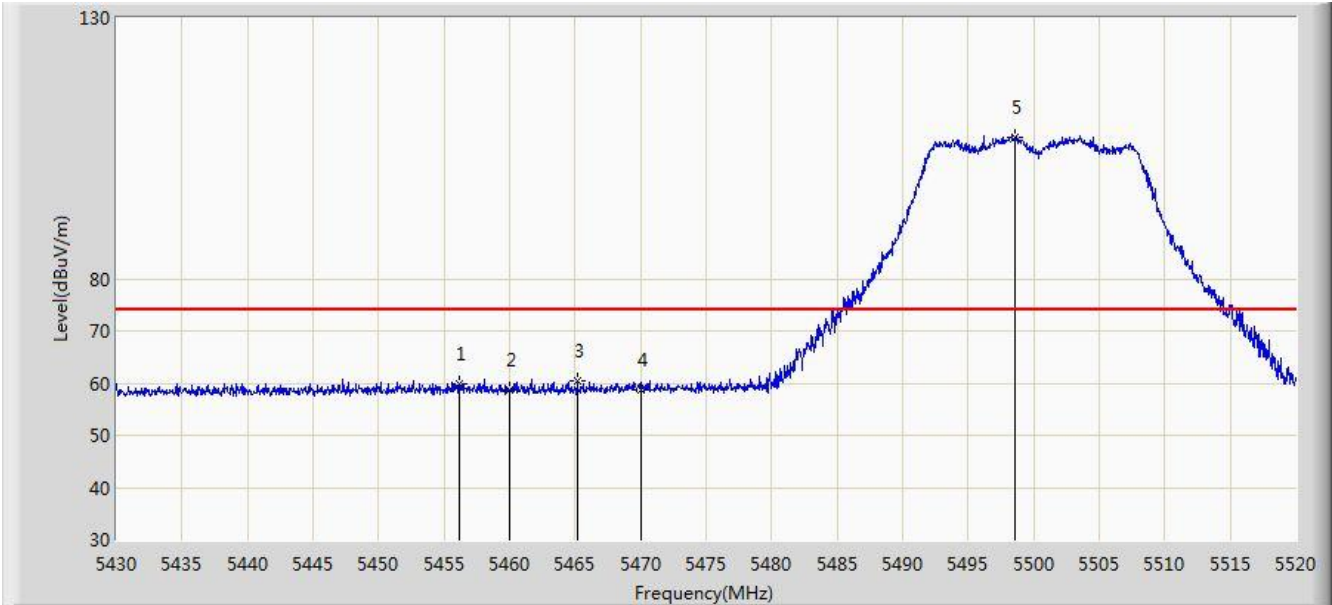
No	Flag	Mark	Frequency (MHz)	Measure Level (dBuV/m)	Reading Level (dBuV)	Over Limit (dB)	Limit (dBuV/m)	Factor (dB)	Type
1			5460.000	48.121	43.941	-5.879	54.000	4.180	AV
2			5470.000	48.357	44.155	-5.643	54.000	4.202	AV
3		*	5499.255	98.699	94.429	N/A	N/A	4.270	AV

Note: Measure Level (dBμV/m) = Reading Level (dBμV) + Factor (dB)

Factor (dB) = Cable Loss (dB) + Antenna Factor (dB/m) - Pre\_Amplifier Gain (dB)



Site: AC1	Time: 2017/09/07 - 20:29
Limit: FCC_Part15.209_RE(3m)	Engineer: Kevin Ker
Probe: BBHA9120D_1GHz_18GHz	Polarity: Vertical
EUT: ACCESS POINT	Power: POE (DC 57V)
Test Mode: Transmit by 802.11n-HT20 at Channel 5500MHz Ant 0 + 1 + 2 + 3 (Beam-Forming Mode)	



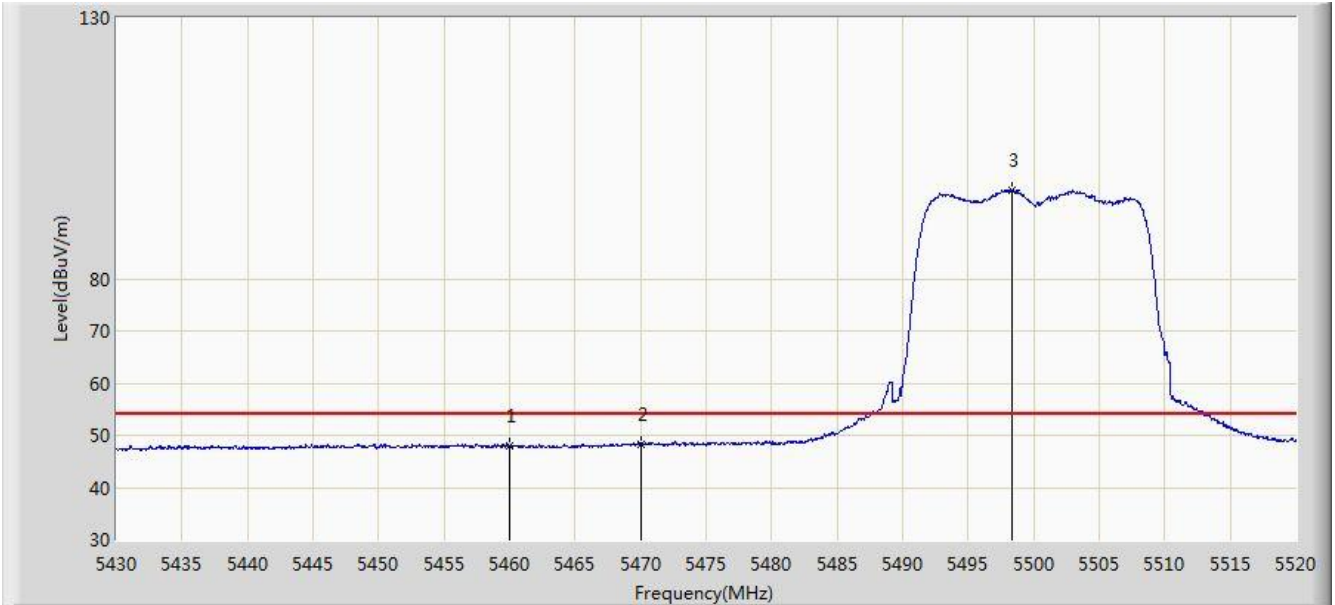
No	Flag	Mark	Frequency (MHz)	Measure Level (dBuV/m)	Reading Level (dBuV)	Over Limit (dB)	Limit (dBuV/m)	Factor (dB)	Type
1			5456.190	59.976	55.804	-14.024	74.000	4.172	PK
2			5460.000	58.714	54.534	-15.286	74.000	4.180	PK
3			5465.145	60.399	56.208	-13.601	74.000	4.191	PK
4			5470.000	58.596	54.394	-15.404	74.000	4.202	PK
5		*	5498.580	107.189	102.921	N/A	N/A	4.268	PK

Note: Measure Level (dBμV/m) = Reading Level (dBμV) + Factor (dB)

Factor (dB) = Cable Loss (dB) + Antenna Factor (dB/m) - Pre\_Amplifier Gain (dB)



Site: AC1	Time: 2017/09/07 - 20:30
Limit: FCC_Part15.209_RE(3m)	Engineer: Kevin Ker
Probe: BBHA9120D_1GHz_18GHz	Polarity: Vertical
EUT: ACCESS POINT	Power: POE (DC 57V)
Test Mode: Transmit by 802.11n-HT20 at Channel 5500MHz Ant 0 + 1 + 2 + 3 (Beam-Forming Mode)	



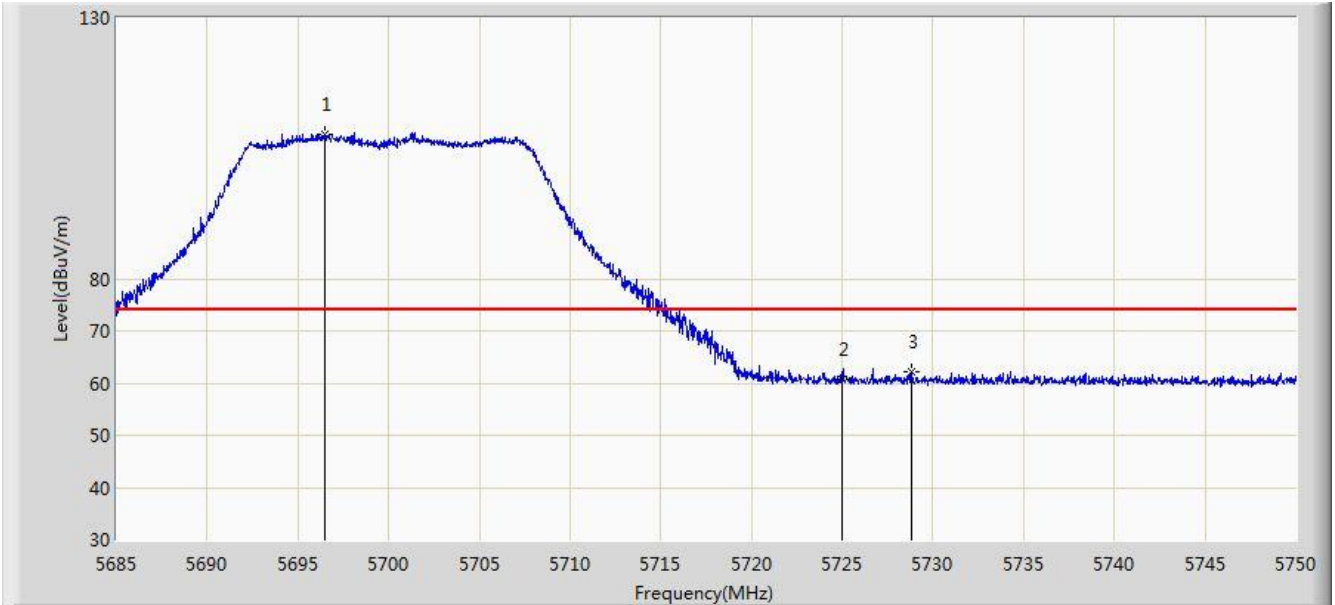
No	Flag	Mark	Frequency (MHz)	Measure Level (dBuV/m)	Reading Level (dBuV)	Over Limit (dB)	Limit (dBuV/m)	Factor (dB)	Type
1			5460.000	47.969	43.789	-6.031	54.000	4.180	AV
2			5470.000	48.177	43.975	-5.823	54.000	4.202	AV
3		*	5498.400	96.941	92.674	N/A	N/A	4.267	AV

Note: Measure Level (dBμV/m) = Reading Level (dBμV) + Factor (dB)

Factor (dB) = Cable Loss (dB) + Antenna Factor (dB/m) - Pre\_Amplifier Gain (dB)



Site: AC1	Time: 2017/09/07 - 20:32
Limit: FCC_Part15.209_RE(3m)	Engineer: Kevin Ker
Probe: BBHA9120D_1GHz_18GHz	Polarity: Horizontal
EUT: ACCESS POINT	Power: POE (DC 57V)
Test Mode: Transmit by 802.11n-HT20 at Channel 5700MHz Ant 0 + 1 + 2 + 3 (Beam-Forming Mode)	



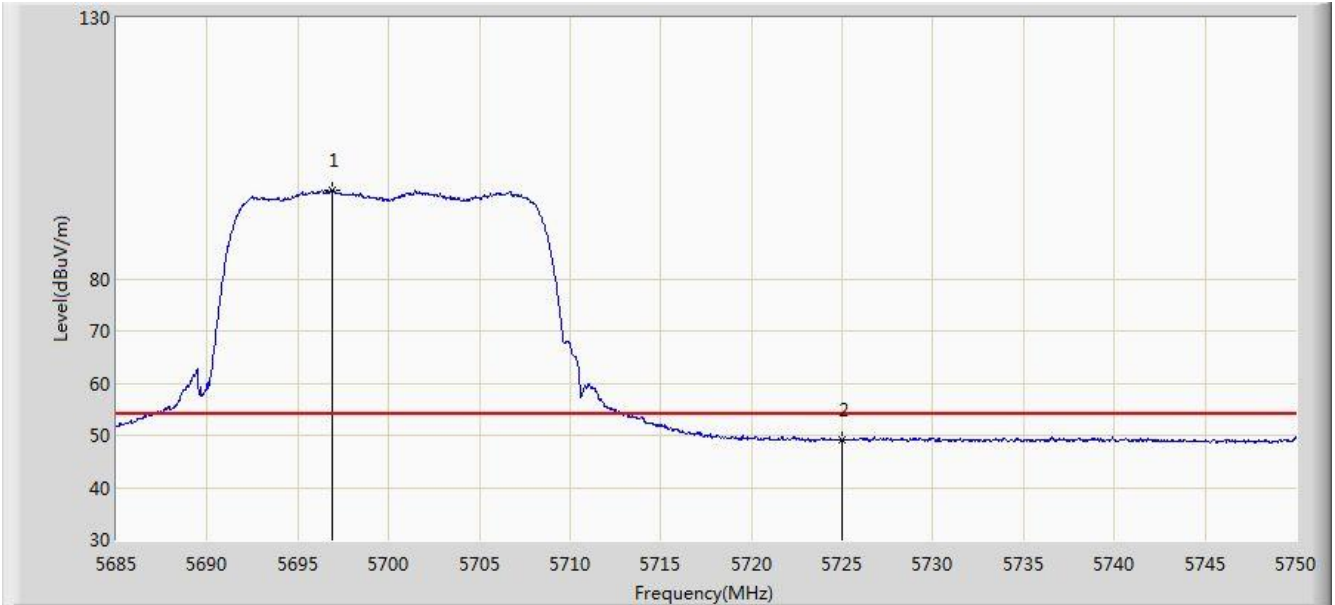
No	Flag	Mark	Frequency (MHz)	Measure Level (dBuV/m)	Reading Level (dBuV)	Over Limit (dB)	Limit (dBuV/m)	Factor (dB)	Type
1		*	5696.505	107.756	102.896	N/A	N/A	4.859	PK
2			5725.000	60.652	55.623	-13.348	74.000	5.029	PK
3			5728.810	62.294	57.241	-11.706	74.000	5.054	PK

Note: Measure Level (dBμV/m) = Reading Level (dBμV) + Factor (dB)

Factor (dB) = Cable Loss (dB) + Antenna Factor (dB/m) - Pre\_Amplifier Gain (dB)



Site: AC1	Time: 2017/09/07 - 20:35
Limit: FCC_Part15.209_RE(3m)	Engineer: Kevin Ker
Probe: BBHA9120D_1GHz_18GHz	Polarity: Horizontal
EUT: ACCESS POINT	Power: POE (DC 57V)
Test Mode: Transmit by 802.11n-HT20 at Channel 5700MHz Ant 0 + 1 + 2 + 3 (Beam-Forming Mode)	



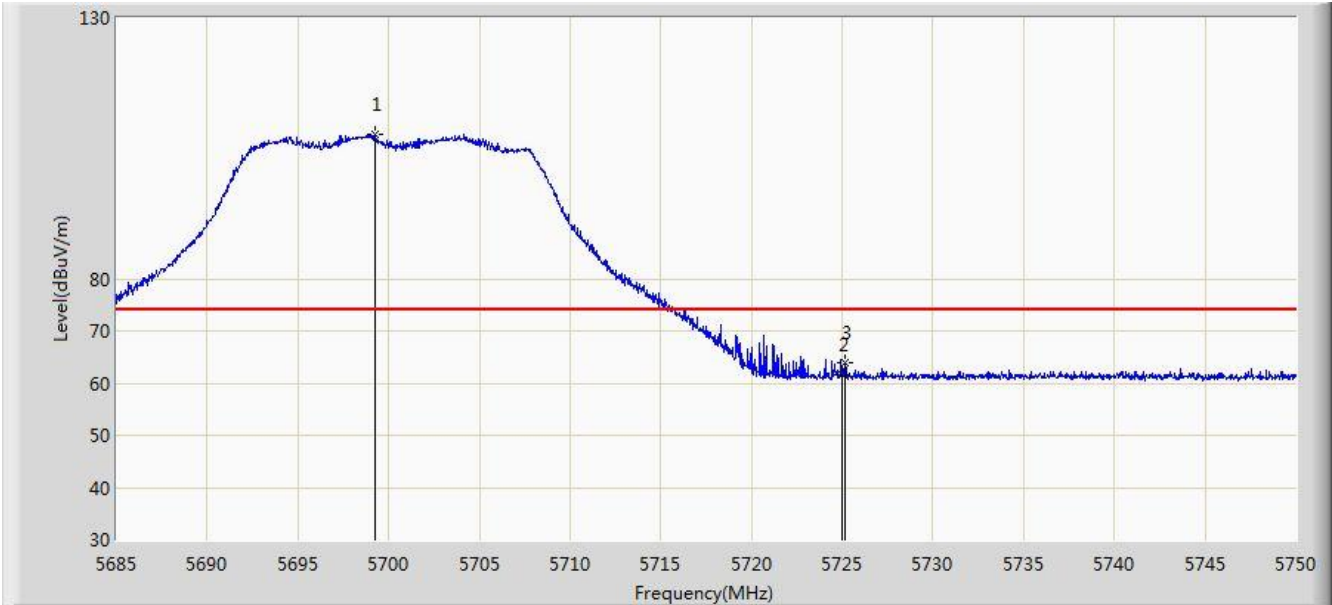
No	Flag	Mark	Frequency (MHz)	Measure Level (dBuV/m)	Reading Level (dBuV)	Over Limit (dB)	Limit (dBuV/m)	Factor (dB)	Type
1		*	5696.895	97.030	92.168	N/A	N/A	4.862	AV
2			5725.000	49.089	44.060	-4.911	54.000	5.029	AV

Note: Measure Level (dBμV/m) = Reading Level (dBμV) + Factor (dB)

Factor (dB) = Cable Loss (dB) + Antenna Factor (dB/m) - Pre\_Amplifier Gain (dB)



Site: AC1	Time: 2017/09/07 - 20:35
Limit: FCC_Part15.209_RE(3m)	Engineer: Kevin Ker
Probe: BBHA9120D_1GHz_18GHz	Polarity: Vertical
EUT: ACCESS POINT	Power: POE (DC 57V)
Test Mode: Transmit by 802.11n-HT20 at Channel 5700MHz Ant 0 + 1 + 2 + 3 (Beam-Forming Mode)	



No	Flag	Mark	Frequency (MHz)	Measure Level (dBuV/m)	Reading Level (dBuV)	Over Limit (dB)	Limit (dBuV/m)	Factor (dB)	Type
1		*	5699.268	107.545	102.671	N/A	N/A	4.874	PK
2			5725.000	61.671	56.642	-12.329	74.000	5.029	PK
3			5725.170	63.935	58.905	-10.065	74.000	5.030	PK

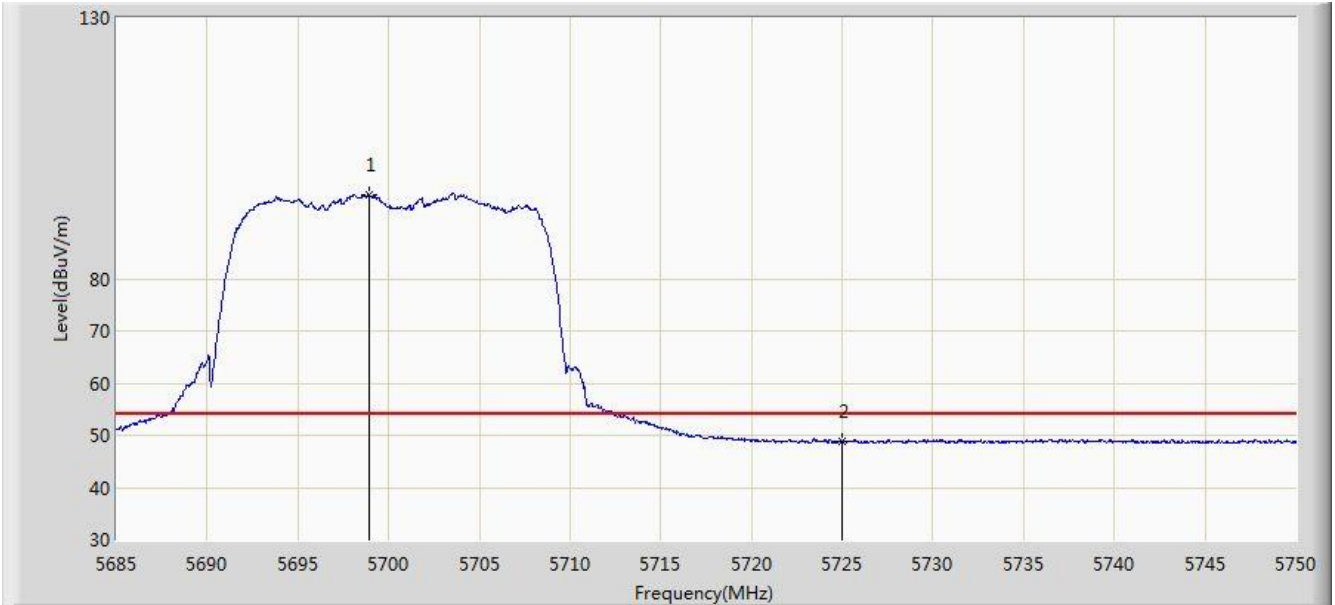
Note: Measure Level (dBμV/m) = Reading Level (dBμV) + Factor (dB)

Factor (dB) = Cable Loss (dB) + Antenna Factor (dB/m) - Pre\_Amplifier Gain (dB)





Site: AC1	Time: 2017/09/07 - 21:02
Limit: FCC_Part15.209_RE(3m)	Engineer: Kevin Ker
Probe: BBHA9120D_1GHz_18GHz	Polarity: Vertical
EUT: ACCESS POINT	Power: POE (DC 57V)
Test Mode: Transmit by 802.11n-HT20 at Channel 5700MHz Ant 0 + 1 + 2 + 3 (Beam-Forming Mode)	



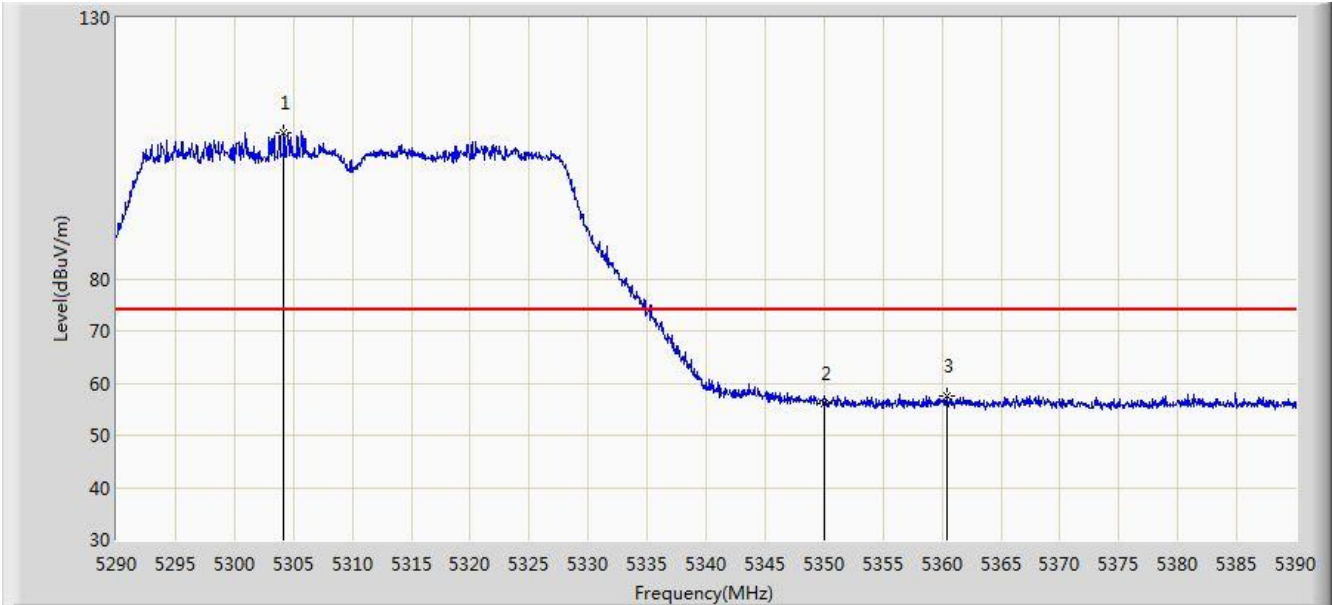
No	Flag	Mark	Frequency (MHz)	Measure Level (dBuV/m)	Reading Level (dBuV)	Over Limit (dB)	Limit (dBuV/m)	Factor (dB)	Type
1		*	5698.910	96.046	91.174	N/A	N/A	4.872	AV
2			5725.000	48.856	43.827	-5.144	54.000	5.029	AV

Note: Measure Level (dBμV/m) = Reading Level (dBμV) + Factor (dB)

Factor (dB) = Cable Loss (dB) + Antenna Factor (dB/m) - Pre\_Amplifier Gain (dB)



Site: AC1	Time: 2017/09/07 - 21:42
Limit: FCC_Part15.209_RE(3m)	Engineer: Kevin Ker
Probe: BBHA9120D_1GHz_18GHz	Polarity: Horizontal
EUT: ACCESS POINT	Power: POE (DC 57V)
Test Mode: Transmit by 802.11n-HT40 at Channel 5310MHz Ant 0 + 1 + 2 + 3 (Beam-Forming Mode)	



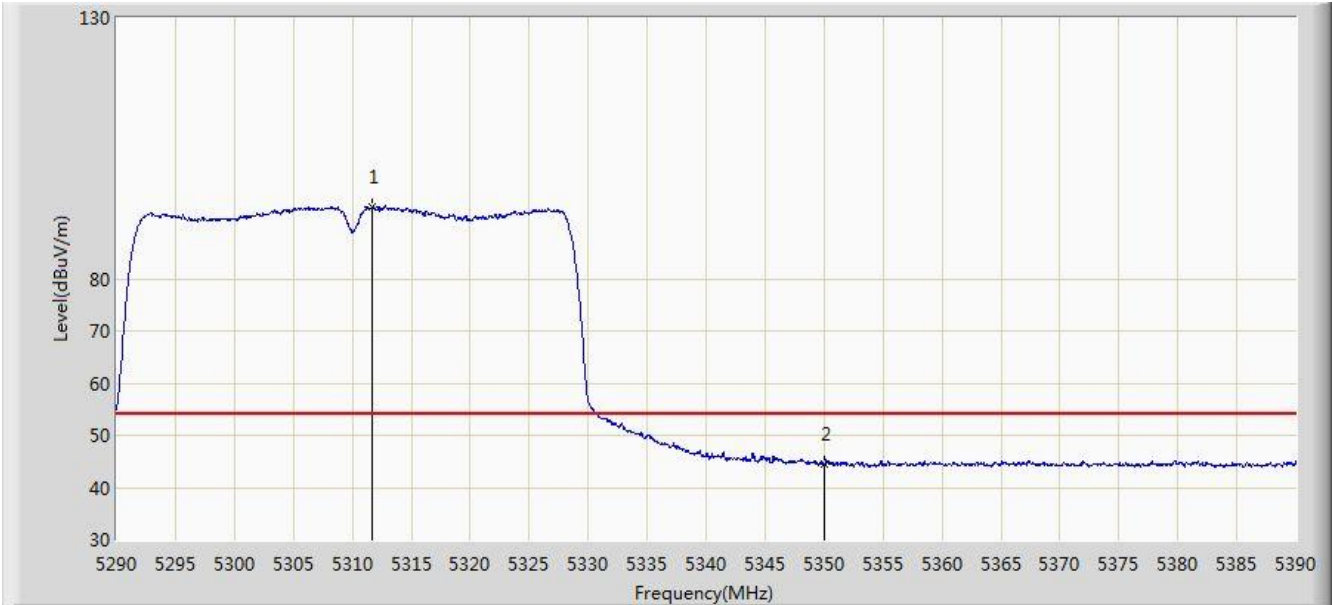
No	Flag	Mark	Frequency (MHz)	Measure Level (dBuV/m)	Reading Level (dBuV)	Over Limit (dB)	Limit (dBuV/m)	Factor (dB)	Type
1		*	5304.200	107.985	104.166	N/A	N/A	3.819	PK
2			5350.000	56.110	52.205	-17.890	74.000	3.904	PK
3			5360.450	57.448	53.524	-16.552	74.000	3.924	PK

Note: Measure Level (dBμV/m) = Reading Level (dBμV) + Factor (dB)

Factor (dB) = Cable Loss (dB) + Antenna Factor (dB/m) - Pre\_Amplifier Gain (dB)



Site: AC1	Time: 2017/09/07 - 21:46
Limit: FCC_Part15.209_RE(3m)	Engineer: Kevin Ker
Probe: BBHA9120D_1GHz_18GHz	Polarity: Horizontal
EUT: ACCESS POINT	Power: POE (DC 57V)
Test Mode: Transmit by 802.11n-HT40 at Channel 5310MHz Ant 0 + 1 + 2 + 3 (Beam-Forming Mode)	



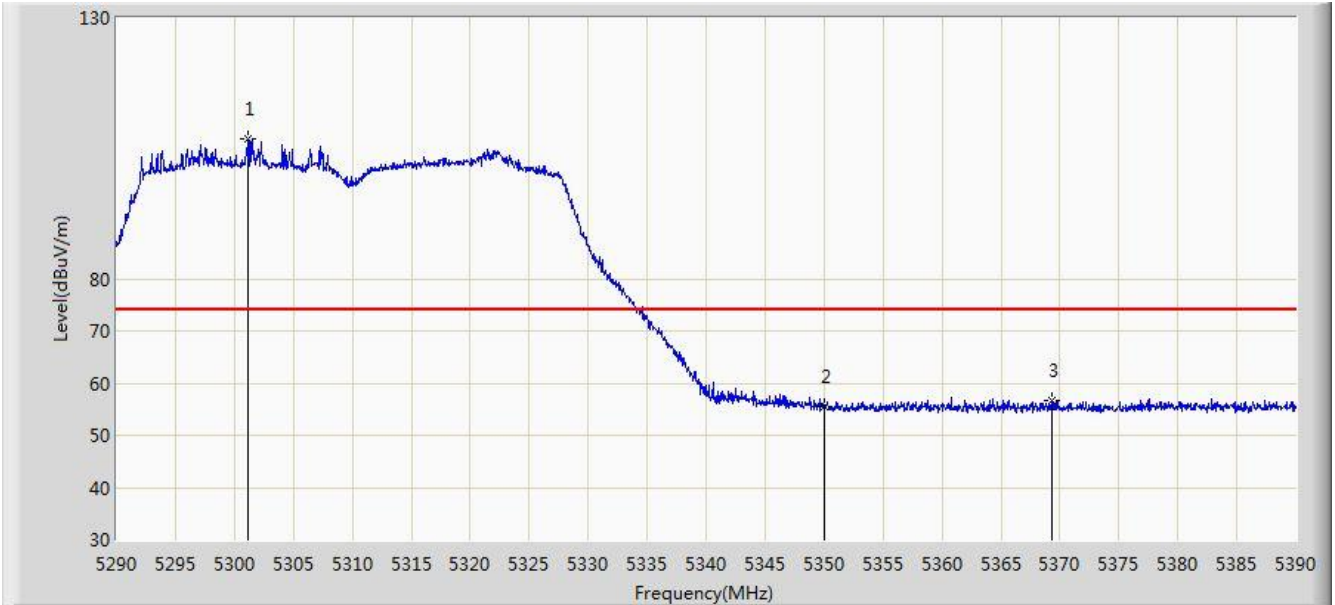
No	Flag	Mark	Frequency (MHz)	Measure Level (dBuV/m)	Reading Level (dBuV)	Over Limit (dB)	Limit (dBuV/m)	Factor (dB)	Type
1		*	5311.650	93.845	90.012	N/A	N/A	3.833	AV
2			5350.000	44.543	40.638	-9.457	54.000	3.904	AV

Note: Measure Level (dBμV/m) = Reading Level (dBμV) + Factor (dB)

Factor (dB) = Cable Loss (dB) + Antenna Factor (dB/m) - Pre\_Amplifier Gain (dB)



Site: AC1	Time: 2017/09/07 - 21:47
Limit: FCC_Part15.209_RE(3m)	Engineer: Kevin Ker
Probe: BBHA9120D_1GHz_18GHz	Polarity: Vertical
EUT: ACCESS POINT	Power: POE (DC 57V)
Test Mode: Transmit by 802.11n-HT40 at Channel 5310MHz Ant 0 + 1 + 2 + 3 (Beam-Forming Mode)	



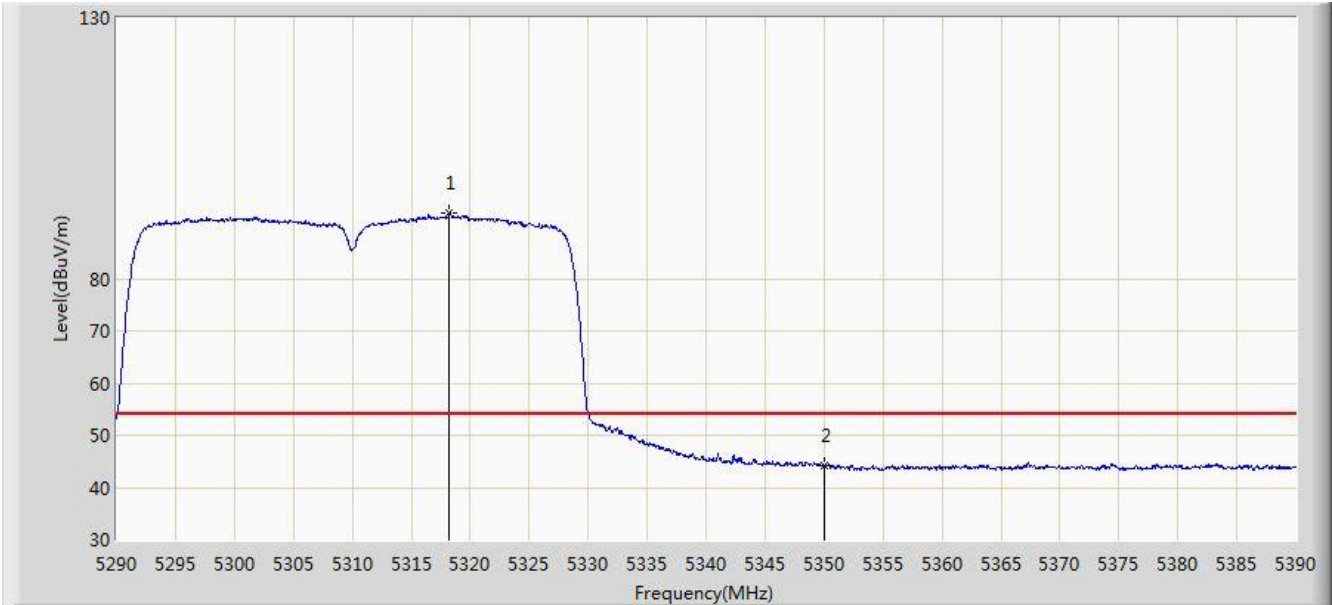
No	Flag	Mark	Frequency (MHz)	Measure Level (dBuV/m)	Reading Level (dBuV)	Over Limit (dB)	Limit (dBuV/m)	Factor (dB)	Type
1		*	5301.200	106.767	102.954	N/A	N/A	3.813	PK
2			5350.000	55.576	51.671	-18.424	74.000	3.904	PK
3			5369.300	56.623	52.683	-17.377	74.000	3.940	PK

Note: Measure Level (dBμV/m) = Reading Level (dBμV) + Factor (dB)

Factor (dB) = Cable Loss (dB) + Antenna Factor (dB/m) - Pre\_Amplifier Gain (dB)



Site: AC1	Time: 2017/09/07 - 21:47
Limit: FCC_Part15.209_RE(3m)	Engineer: Kevin Ker
Probe: BBHA9120D_1GHz_18GHz	Polarity: Vertical
EUT: ACCESS POINT	Power: POE (DC 57V)
Test Mode: Transmit by 802.11n-HT40 at Channel 5310MHz Ant 0 + 1 + 2 + 3 (Beam-Forming Mode)	



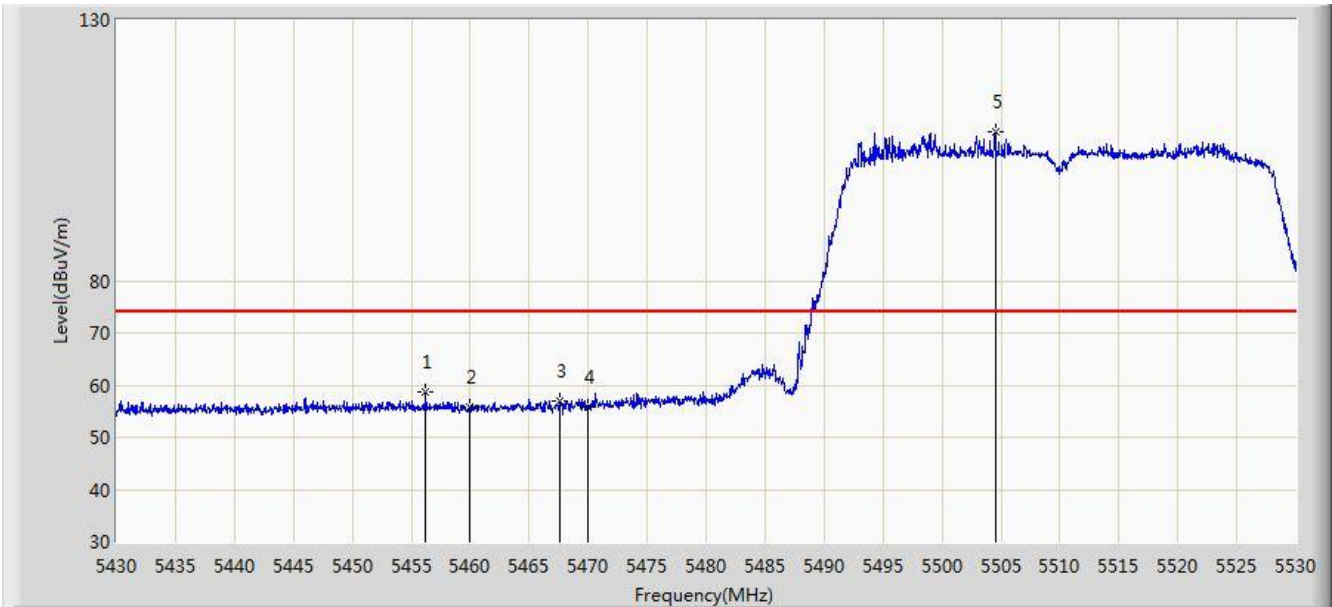
No	Flag	Mark	Frequency (MHz)	Measure Level (dBuV/m)	Reading Level (dBuV)	Over Limit (dB)	Limit (dBuV/m)	Factor (dB)	Type
1		*	5318.250	92.478	88.633	N/A	N/A	3.844	AV
2			5350.000	44.280	40.375	-9.720	54.000	3.904	AV

Note: Measure Level (dBμV/m) = Reading Level (dBμV) + Factor (dB)

Factor (dB) = Cable Loss (dB) + Antenna Factor (dB/m) - Pre\_Amplifier Gain (dB)



Site: AC1	Time: 2017/09/07 - 21:49
Limit: FCC_Part15.209_RE(3m)	Engineer: Kevin Ker
Probe: BBHA9120D_1GHz_18GHz	Polarity: Horizontal
EUT: ACCESS POINT	Power: POE (DC 57V)
Test Mode: Transmit by 802.11n-HT40 at Channel 5510MHz Ant 0 + 1 + 2 + 3 (Beam-Forming Mode)	



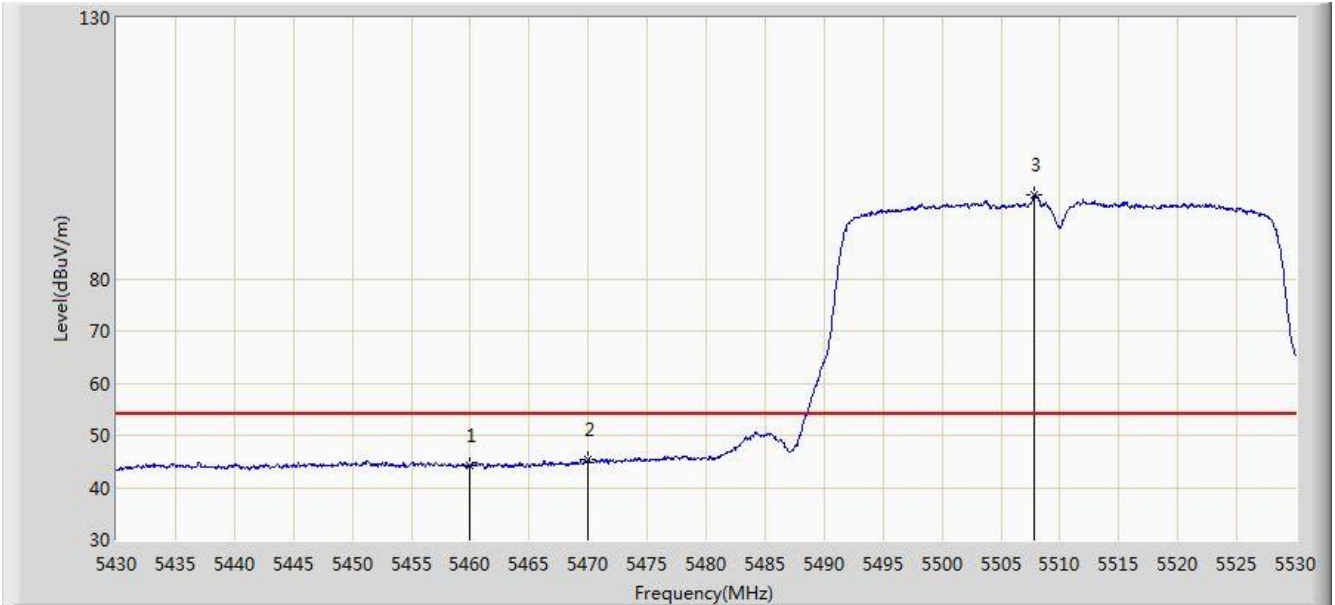
No	Flag	Mark	Frequency (MHz)	Measure Level (dBuV/m)	Reading Level (dBuV)	Over Limit (dB)	Limit (dBuV/m)	Factor (dB)	Type
1			5456.250	58.573	54.401	-15.427	74.000	4.172	PK
2			5460.000	55.889	51.709	-18.111	74.000	4.180	PK
3			5467.600	57.076	52.879	-16.924	74.000	4.197	PK
4			5470.000	55.931	51.729	-18.069	74.000	4.202	PK
5		*	5504.500	108.518	104.233	N/A	N/A	4.285	PK

Note: Measure Level (dBμV/m) = Reading Level (dBμV) + Factor (dB)

Factor (dB) = Cable Loss (dB) + Antenna Factor (dB/m) - Pre\_Amplifier Gain (dB)



Site: AC1	Time: 2017/09/07 - 22:59
Limit: FCC_Part15.209_RE(3m)	Engineer: Kevin Ker
Probe: BBHA9120D_1GHz_18GHz	Polarity: Horizontal
EUT: ACCESS POINT	Power: POE (DC 57V)
Test Mode: Transmit by 802.11n-HT40 at Channel 5510MHz Ant 0 + 1 + 2 + 3 (Beam-Forming Mode)	



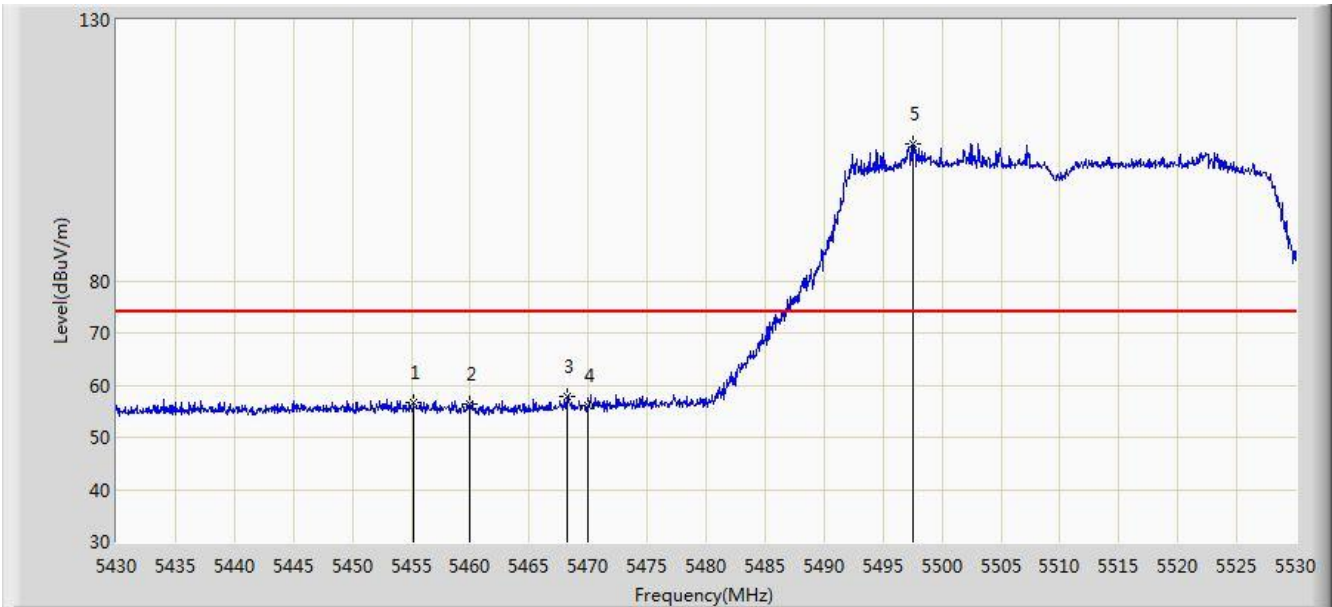
No	Flag	Mark	Frequency (MHz)	Measure Level (dBuV/m)	Reading Level (dBuV)	Over Limit (dB)	Limit (dBuV/m)	Factor (dB)	Type
1			5460.000	44.142	39.962	-9.858	54.000	4.180	AV
2			5470.000	45.386	41.184	-8.614	54.000	4.202	AV
3		*	5507.850	96.057	91.762	N/A	N/A	4.295	AV

Note: Measure Level (dBμV/m) = Reading Level (dBμV) + Factor (dB)

Factor (dB) = Cable Loss (dB) + Antenna Factor (dB/m) - Pre\_Amplifier Gain (dB)



Site: AC1	Time: 2017/09/07 - 22:59
Limit: FCC_Part15.209_RE(3m)	Engineer: Kevin Ker
Probe: BBHA9120D_1GHz_18GHz	Polarity: Vertical
EUT: ACCESS POINT	Power: POE (DC 57V)
Test Mode: Transmit by 802.11n-HT40 at Channel 5510MHz Ant 0 + 1 + 2 + 3 (Beam-Forming Mode)	



No	Flag	Mark	Frequency (MHz)	Measure Level (dBuV/m)	Reading Level (dBuV)	Over Limit (dB)	Limit (dBuV/m)	Factor (dB)	Type
1			5455.200	56.630	52.460	-17.370	74.000	4.170	PK
2			5460.000	56.254	52.074	-17.746	74.000	4.180	PK
3			5468.200	57.936	53.738	-16.064	74.000	4.198	PK
4			5470.000	56.194	51.992	-17.806	74.000	4.202	PK
5		*	5497.500	106.305	102.040	N/A	N/A	4.265	PK

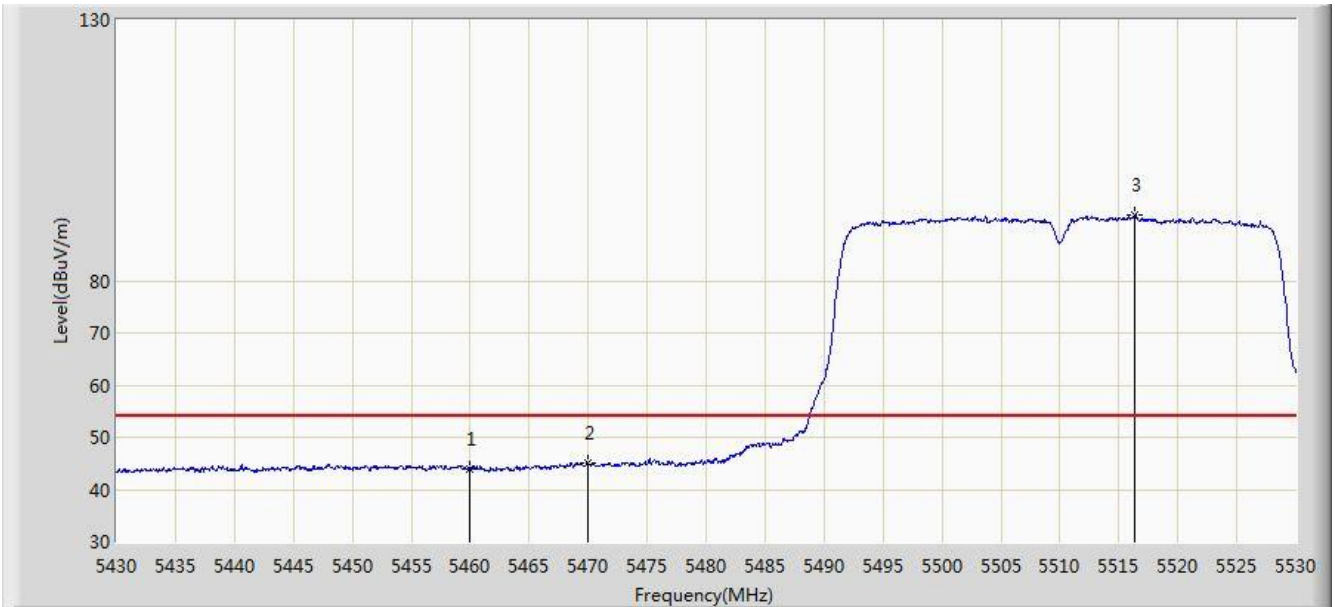
Note: Measure Level (dBμV/m) = Reading Level (dBμV) + Factor (dB)

Factor (dB) = Cable Loss (dB) + Antenna Factor (dB/m) - Pre\_Amplifier Gain (dB)





Site: AC1	Time: 2017/09/07 - 23:00
Limit: FCC_Part15.209_RE(3m)	Engineer: Kevin Ker
Probe: BBHA9120D_1GHz_18GHz	Polarity: Vertical
EUT: ACCESS POINT	Power: POE (DC 57V)
Test Mode: Transmit by 802.11n-HT40 at Channel 5510MHz Ant 0 + 1 + 2 + 3 (Beam-Forming Mode)	



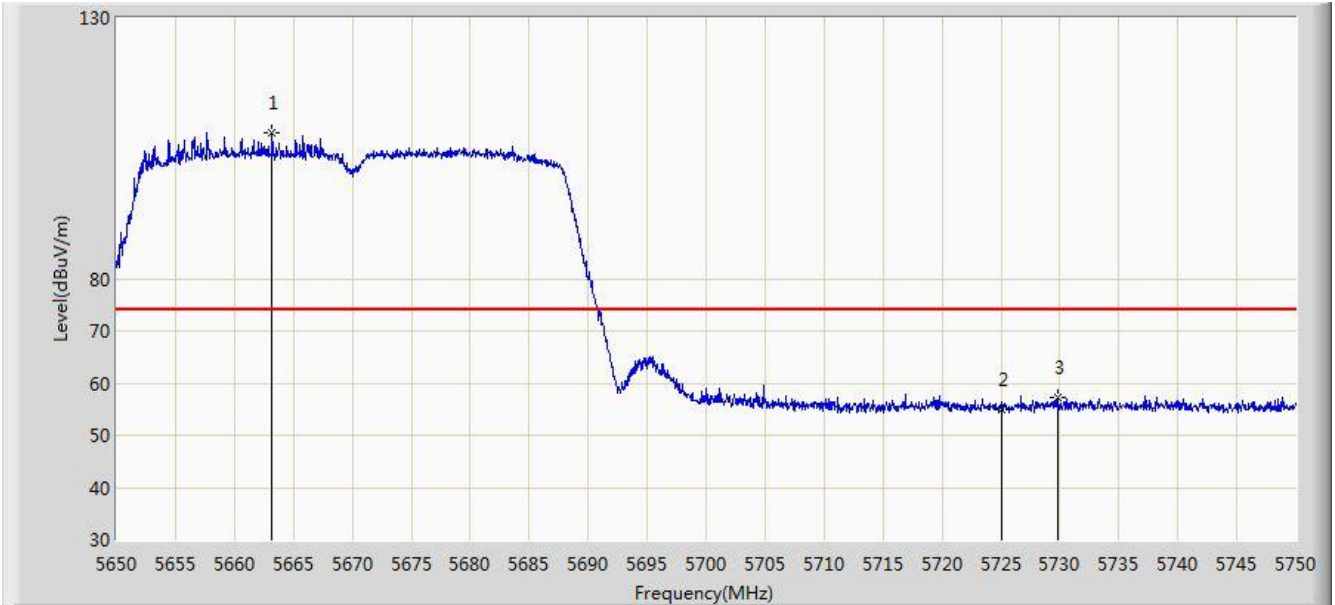
No	Flag	Mark	Frequency (MHz)	Measure Level (dBuV/m)	Reading Level (dBuV)	Over Limit (dB)	Limit (dBuV/m)	Factor (dB)	Type
1			5460.000	43.836	39.656	-10.164	54.000	4.180	AV
2			5470.000	44.990	40.788	-9.010	54.000	4.202	AV
3		*	5516.400	92.654	88.334	N/A	N/A	4.320	AV

Note: Measure Level (dBμV/m) = Reading Level (dBμV) + Factor (dB)

Factor (dB) = Cable Loss (dB) + Antenna Factor (dB/m) - Pre\_Amplifier Gain (dB)



Site: AC1	Time: 2017/09/07 - 23:02
Limit: FCC_Part15.209_RE(3m)	Engineer: Kevin Ker
Probe: BBHA9120D_1GHz_18GHz	Polarity: Horizontal
EUT: ACCESS POINT	Power: POE (DC 57V)
Test Mode: Transmit by 802.11n-HT40 at Channel 5670MHz Ant 0 + 1 + 2 + 3 (Beam-Forming Mode)	



No	Flag	Mark	Frequency (MHz)	Measure Level (dBuV/m)	Reading Level (dBuV)	Over Limit (dB)	Limit (dBuV/m)	Factor (dB)	Type
1		*	5663.200	107.934	103.214	N/A	N/A	4.719	PK
2			5725.000	54.862	49.833	-19.138	74.000	5.029	PK
3			5729.800	57.231	52.171	-16.769	74.000	5.060	PK

Note: Measure Level (dBμV/m) = Reading Level (dBμV) + Factor (dB)

Factor (dB) = Cable Loss (dB) + Antenna Factor (dB/m) - Pre\_Amplifier Gain (dB)



Site: AC1	Time: 2017/09/07 - 23:10
Limit: FCC_Part15.209_RE(3m)	Engineer: Kevin Ker
Probe: BBHA9120D_1GHz_18GHz	Polarity: Horizontal
EUT: ACCESS POINT	Power: POE (DC 57V)
Test Mode: Transmit by 802.11n-HT40 at Channel 5670MHz Ant 0 + 1 + 2 + 3 (Beam-Forming Mode)	



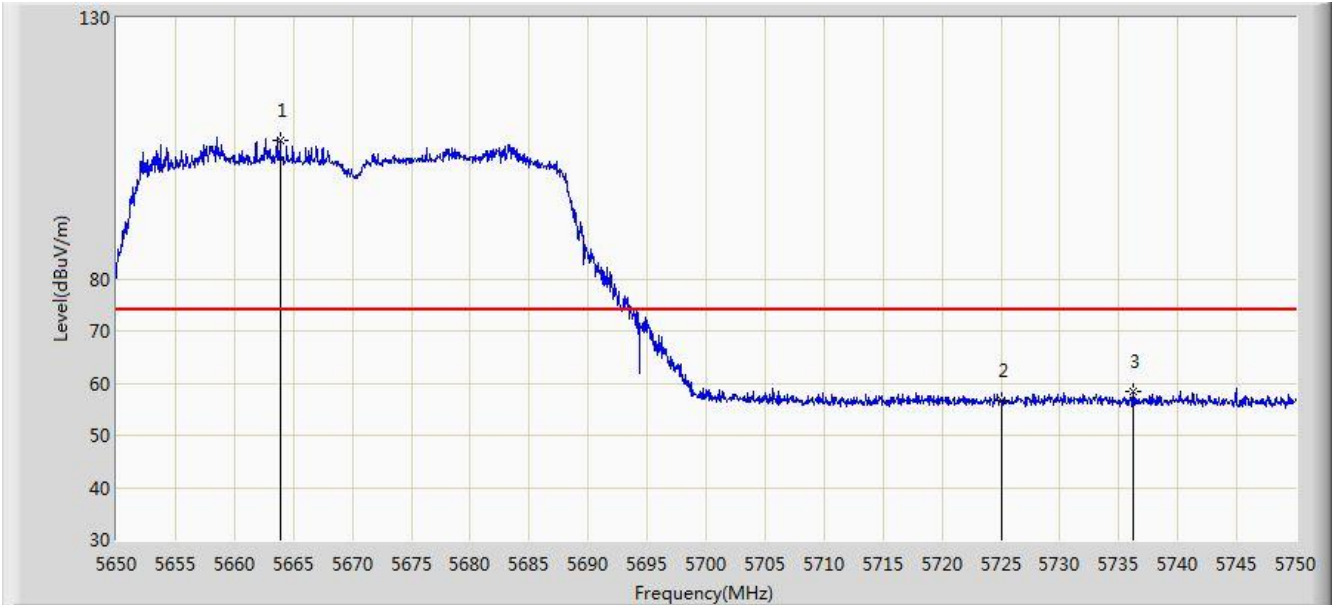
No	Flag	Mark	Frequency (MHz)	Measure Level (dBuV/m)	Reading Level (dBuV)	Over Limit (dB)	Limit (dBuV/m)	Factor (dB)	Type
1		*	5662.950	93.832	89.113	N/A	N/A	4.719	AV
2			5725.000	44.857	39.828	-9.143	54.000	5.029	AV

Note: Measure Level (dBμV/m) = Reading Level (dBμV) + Factor (dB)

Factor (dB) = Cable Loss (dB) + Antenna Factor (dB/m) - Pre\_Amplifier Gain (dB)



Site: AC1	Time: 2017/09/07 - 23:10
Limit: FCC_Part15.209_RE(3m)	Engineer: Kevin Ker
Probe: BBHA9120D_1GHz_18GHz	Polarity: Vertical
EUT: ACCESS POINT	Power: POE (DC 57V)
Test Mode: Transmit by 802.11n-HT40 at Channel 5670MHz Ant 0 + 1 + 2 + 3 (Beam-Forming Mode)	



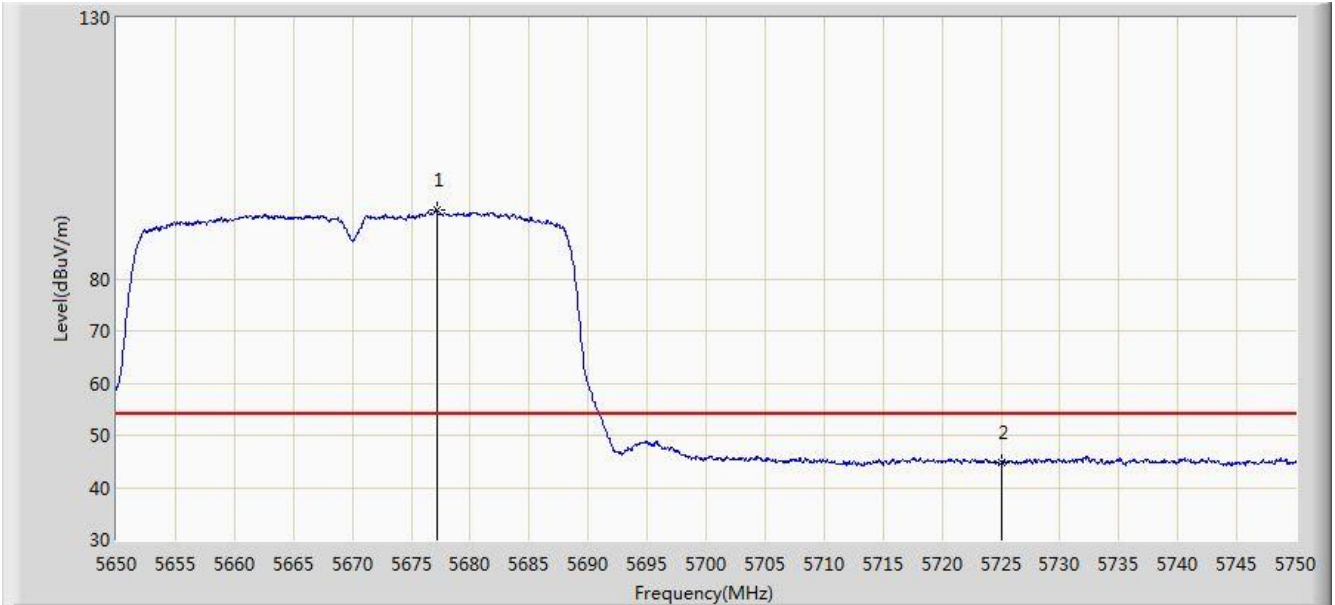
No	Flag	Mark	Frequency (MHz)	Measure Level (dBuV/m)	Reading Level (dBuV)	Over Limit (dB)	Limit (dBuV/m)	Factor (dB)	Type
1		*	5663.850	106.646	101.924	N/A	N/A	4.722	PK
2			5725.000	56.622	51.593	-17.378	74.000	5.029	PK
3			5736.250	58.495	53.394	-15.505	74.000	5.101	PK

Note: Measure Level (dBμV/m) = Reading Level (dBμV) + Factor (dB)

Factor (dB) = Cable Loss (dB) + Antenna Factor (dB/m) - Pre\_Amplifier Gain (dB)



Site: AC1	Time: 2017/09/07 - 23:14
Limit: FCC_Part15.209_RE(3m)	Engineer: Kevin Ker
Probe: BBHA9120D_1GHz_18GHz	Polarity: Vertical
EUT: ACCESS POINT	Power: POE (DC 57V)
Test Mode: Transmit by 802.11n-HT40 at Channel 5670MHz Ant 0 + 1 + 2 + 3 (Beam-Forming Mode)	



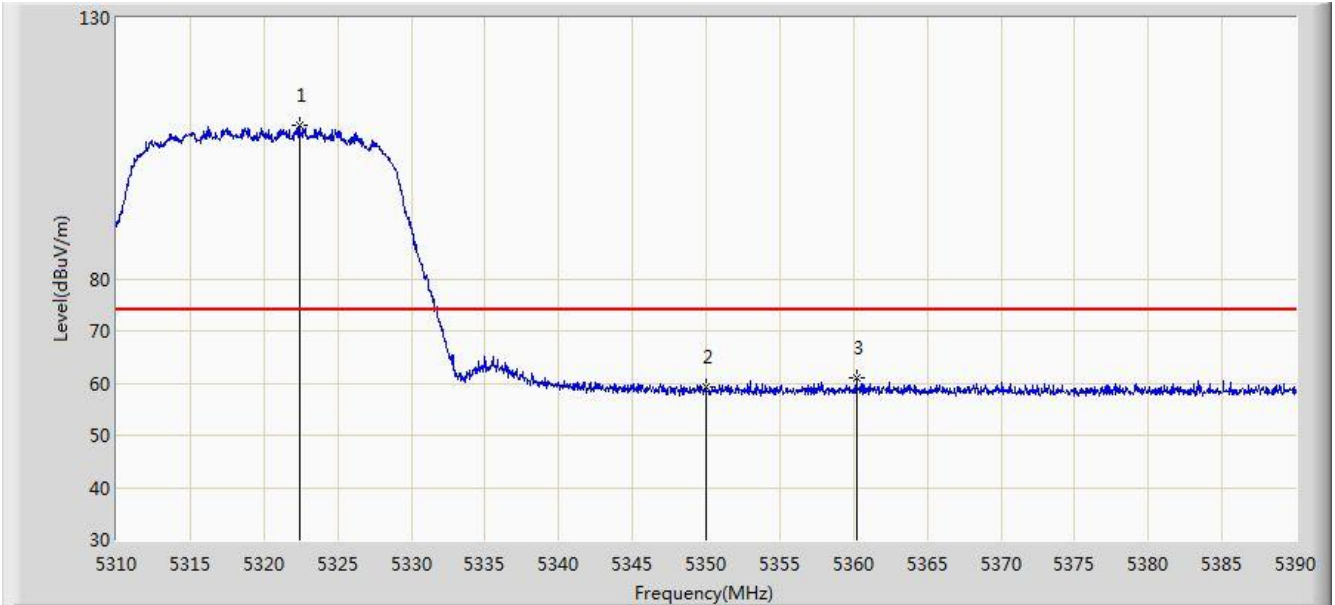
No	Flag	Mark	Frequency (MHz)	Measure Level (dBuV/m)	Reading Level (dBuV)	Over Limit (dB)	Limit (dBuV/m)	Factor (dB)	Type
1		*	5677.150	93.126	88.350	N/A	N/A	4.775	AV
2			5725.000	44.701	39.672	-9.299	54.000	5.029	AV

Note: Measure Level (dB $\mu$ V/m) = Reading Level (dB $\mu$ V) + Factor (dB)

Factor (dB) = Cable Loss (dB) + Antenna Factor (dB/m) - Pre\_Amplifier Gain (dB)



Site: AC1	Time: 2017/09/07 - 23:39
Limit: FCC_Part15.209_RE(3m)	Engineer: Kevin Ker
Probe: BBHA9120D_1GHz_18GHz	Polarity: Horizontal
EUT: ACCESS POINT	Power: POE (DC 57V)
Test Mode: Transmit by 802.11ac-VHT20 at Channel 5320MHz Ant 0 + 1 + 2 + 3 (Beam-Forming Mode)	



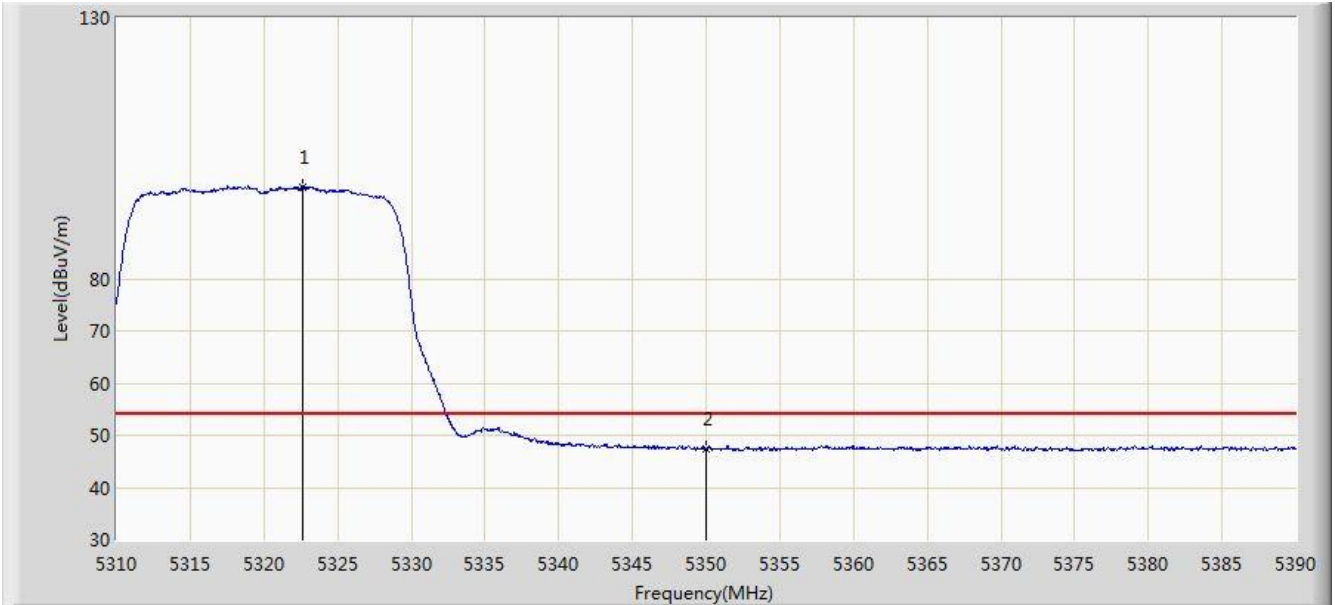
No	Flag	Mark	Frequency (MHz)	Measure Level (dBuV/m)	Reading Level (dBuV)	Over Limit (dB)	Limit (dBuV/m)	Factor (dB)	Type
1		*	5322.400	109.465	105.612	N/A	N/A	3.853	PK
2			5350.000	59.146	55.241	-14.854	74.000	3.904	PK
3			5360.200	61.001	57.078	-12.999	74.000	3.923	PK

Note: Measure Level (dBμV/m) = Reading Level (dBμV) + Factor (dB)

Factor (dB) = Cable Loss (dB) + Antenna Factor (dB/m) - Pre\_Amplifier Gain (dB)



Site: AC1	Time: 2017/09/07 - 23:41
Limit: FCC_Part15.209_RE(3m)	Engineer: Kevin Ker
Probe: BBHA9120D_1GHz_18GHz	Polarity: Horizontal
EUT: ACCESS POINT	Power: POE (DC 57V)
Test Mode: Transmit by 802.11ac-VHT20 at Channel 5320MHz Ant 0 + 1 + 2 + 3 (Beam-Forming Mode)	



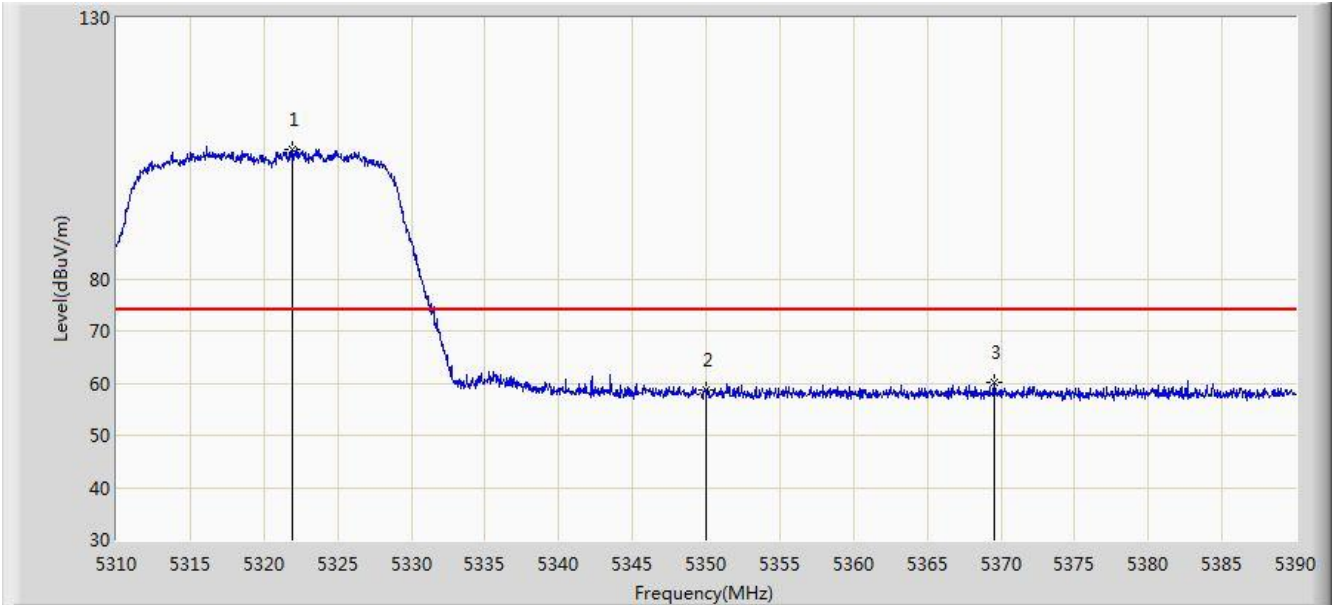
No	Flag	Mark	Frequency (MHz)	Measure Level (dBuV/m)	Reading Level (dBuV)	Over Limit (dB)	Limit (dBuV/m)	Factor (dB)	Type
1		*	5322.600	97.625	93.771	N/A	N/A	3.853	AV
2			5350.000	47.481	43.576	-6.519	54.000	3.904	AV

Note: Measure Level (dBμV/m) = Reading Level (dBμV) + Factor (dB)

Factor (dB) = Cable Loss (dB) + Antenna Factor (dB/m) - Pre\_Amplifier Gain (dB)



Site: AC1	Time: 2017/09/07 - 23:42
Limit: FCC_Part15.209_RE(3m)	Engineer: Kevin Ker
Probe: BBHA9120D_1GHz_18GHz	Polarity: Vertical
EUT: ACCESS POINT	Power: POE (DC 57V)
Test Mode: Transmit by 802.11ac-VHT20 at Channel 5320MHz Ant 0 + 1 + 2 + 3 (Beam-Forming Mode)	



No	Flag	Mark	Frequency (MHz)	Measure Level (dBuV/m)	Reading Level (dBuV)	Over Limit (dB)	Limit (dBuV/m)	Factor (dB)	Type
1		*	5321.880	104.776	100.924	N/A	N/A	3.852	PK
2			5350.000	58.647	54.742	-15.353	74.000	3.904	PK
3			5369.560	60.276	56.336	-13.724	74.000	3.940	PK

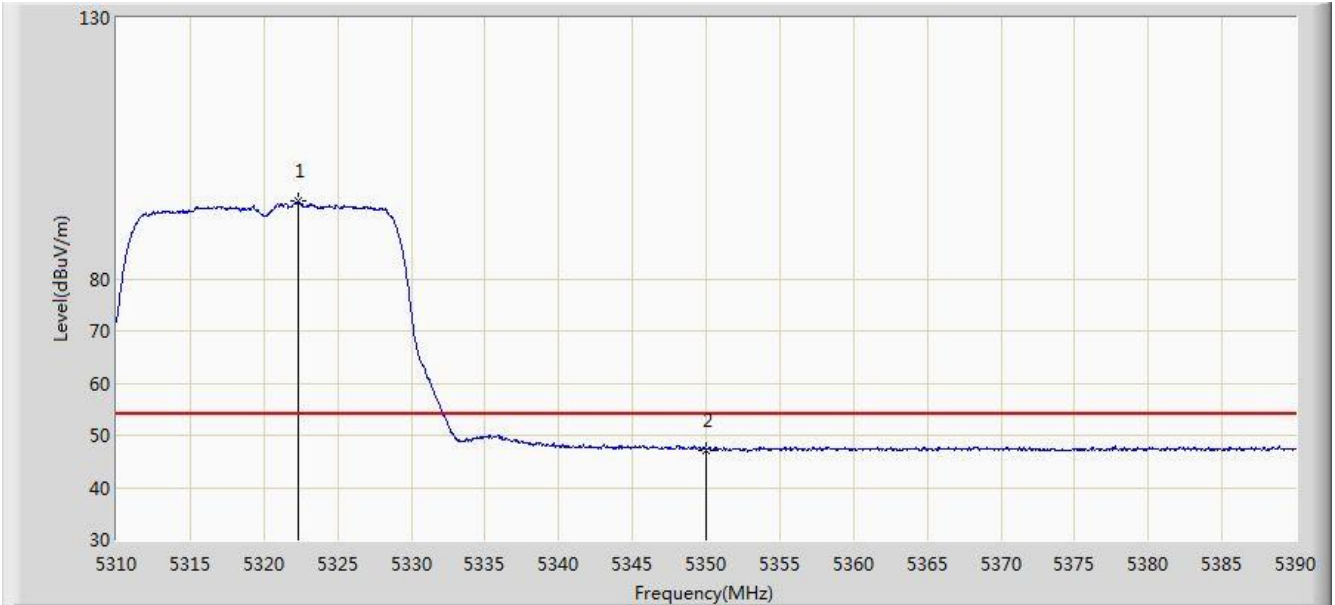
Note: Measure Level (dBμV/m) = Reading Level (dBμV) + Factor (dB)

Factor (dB) = Cable Loss (dB) + Antenna Factor (dB/m) - Pre\_Amplifier Gain (dB)





Site: AC1	Time: 2017/09/07 - 23:42
Limit: FCC_Part15.209_RE(3m)	Engineer: Kevin Ker
Probe: BBHA9120D_1GHz_18GHz	Polarity: Vertical
EUT: ACCESS POINT	Power: POE (DC 57V)
Test Mode: Transmit by 802.11ac-VHT20 at Channel 5320MHz Ant 0 + 1 + 2 + 3 (Beam-Forming Mode)	



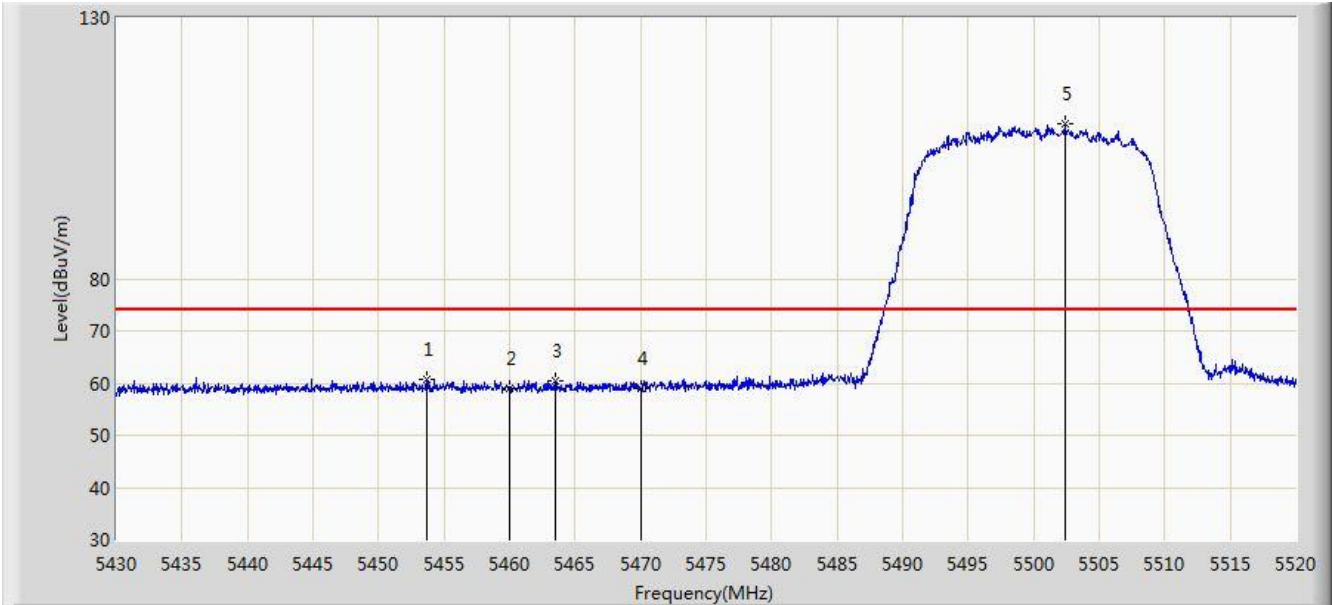
No	Flag	Mark	Frequency (MHz)	Measure Level (dBuV/m)	Reading Level (dBuV)	Over Limit (dB)	Limit (dBuV/m)	Factor (dB)	Type
1		*	5322.360	94.804	90.951	N/A	N/A	3.853	AV
2			5350.000	47.228	43.323	-6.772	54.000	3.904	AV

Note: Measure Level (dBμV/m) = Reading Level (dBμV) + Factor (dB)

Factor (dB) = Cable Loss (dB) + Antenna Factor (dB/m) - Pre\_Amplifier Gain (dB)



Site: AC1	Time: 2017/09/07 - 23:43
Limit: FCC_Part15.209_RE(3m)	Engineer: Kevin Ker
Probe: BBHA9120D_1GHz_18GHz	Polarity: Horizontal
EUT: ACCESS POINT	Power: POE (DC 57V)
Test Mode: Transmit by 802.11ac-VHT20 at Channel 5500MHz Ant 0 + 1 + 2 + 3 (Beam-Forming Mode)	



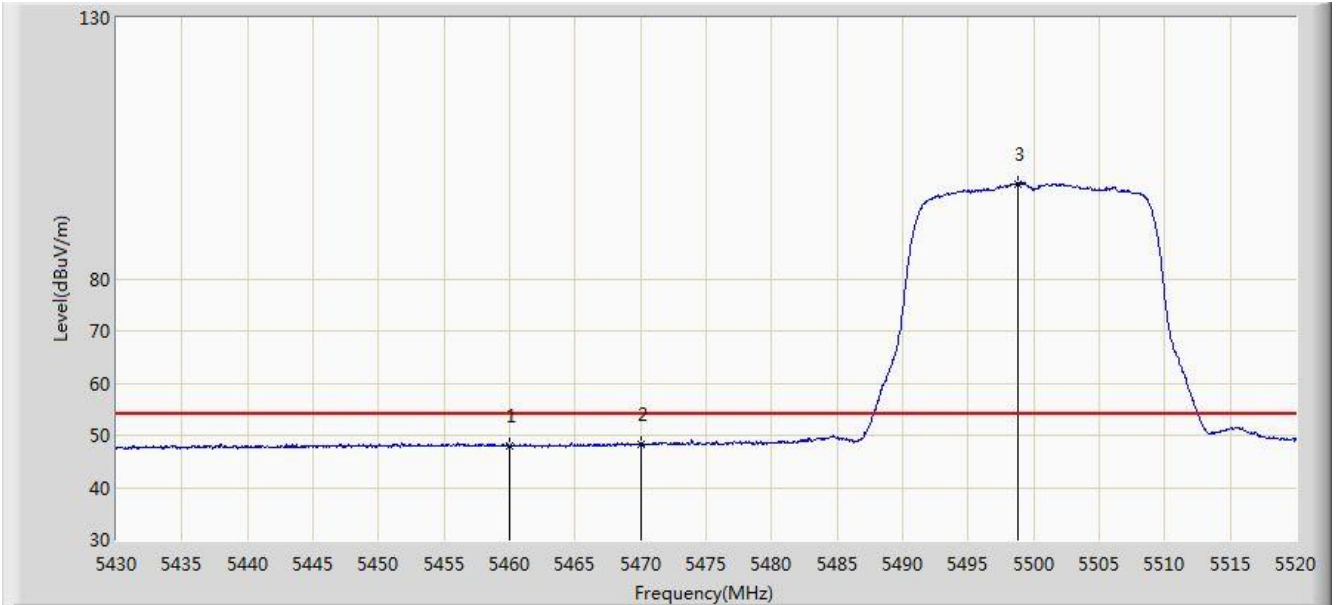
No	Flag	Mark	Frequency (MHz)	Measure Level (dBuV/m)	Reading Level (dBuV)	Over Limit (dB)	Limit (dBuV/m)	Factor (dB)	Type
1			5453.670	60.650	56.483	-13.350	74.000	4.166	PK
2			5460.000	59.125	54.945	-14.875	74.000	4.180	PK
3			5463.525	60.401	56.213	-13.599	74.000	4.188	PK
4			5470.000	59.031	54.829	-14.969	74.000	4.202	PK
5		*	5502.360	109.822	105.543	N/A	N/A	4.278	PK

Note: Measure Level (dBμV/m) = Reading Level (dBμV) + Factor (dB)

Factor (dB) = Cable Loss (dB) + Antenna Factor (dB/m) - Pre\_Amplifier Gain (dB)



Site: AC1	Time: 2017/09/08 - 00:01
Limit: FCC_Part15.209_RE(3m)	Engineer: Kevin Ker
Probe: BBHA9120D_1GHz_18GHz	Polarity: Horizontal
EUT: ACCESS POINT	Power: POE (DC 57V)
Test Mode: Transmit by 802.11ac-VHT20 at Channel 5500MHz Ant 0 + 1 + 2 + 3 (Beam-Forming Mode)	



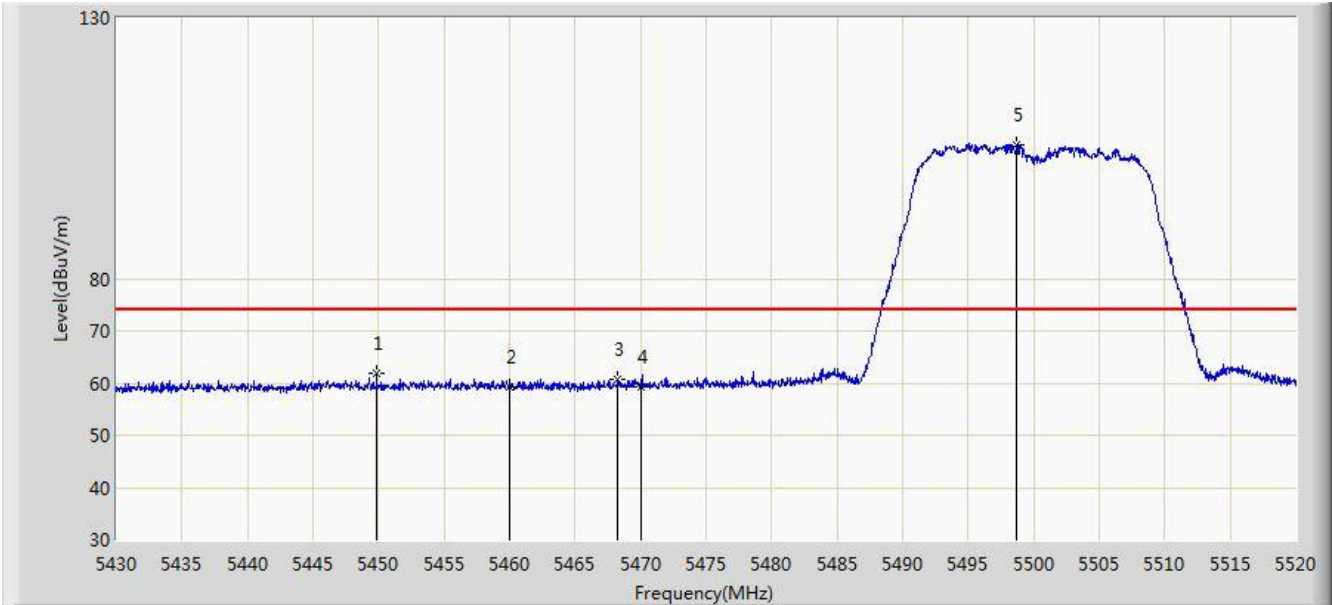
No	Flag	Mark	Frequency (MHz)	Measure Level (dBuV/m)	Reading Level (dBuV)	Over Limit (dB)	Limit (dBuV/m)	Factor (dB)	Type
1			5460.000	47.872	43.692	-6.128	54.000	4.180	AV
2			5470.000	48.338	44.136	-5.662	54.000	4.202	AV
3		*	5498.805	98.248	93.979	N/A	N/A	4.268	AV

Note: Measure Level (dBμV/m) = Reading Level (dBμV) + Factor (dB)

Factor (dB) = Cable Loss (dB) + Antenna Factor (dB/m) - Pre\_Amplifier Gain (dB)



Site: AC1	Time: 2017/09/08 - 00:02
Limit: FCC_Part15.209_RE(3m)	Engineer: Kevin Ker
Probe: BBHA9120D_1GHz_18GHz	Polarity: Vertical
EUT: ACCESS POINT	Power: POE (DC 57V)
Test Mode: Transmit by 802.11ac-VHT20 at Channel 5500MHz Ant 0 + 1 + 2 + 3 (Beam-Forming Mode)	



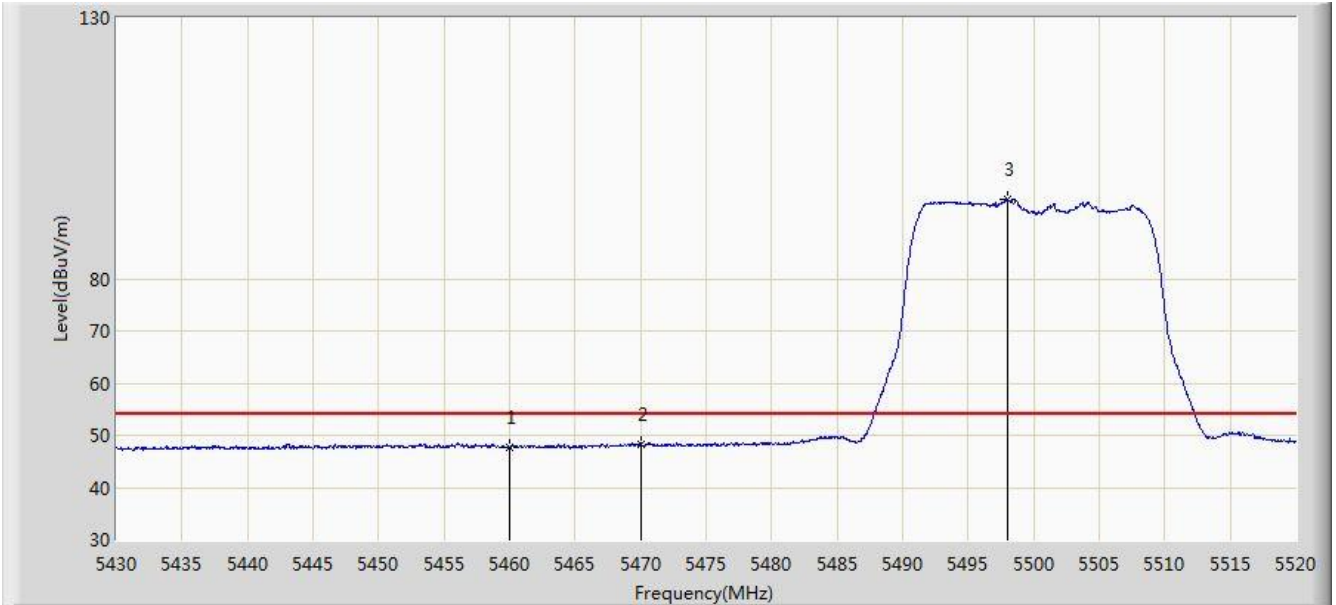
No	Flag	Mark	Frequency (MHz)	Measure Level (dBuV/m)	Reading Level (dBuV)	Over Limit (dB)	Limit (dBuV/m)	Factor (dB)	Type
1			5449.845	61.769	57.615	-12.231	74.000	4.154	PK
2			5460.000	59.367	55.187	-14.633	74.000	4.180	PK
3			5468.250	60.746	56.548	-13.254	74.000	4.198	PK
4			5470.000	59.289	55.087	-14.711	74.000	4.202	PK
5		*	5498.715	105.633	101.365	N/A	N/A	4.268	PK

Note: Measure Level (dBμV/m) = Reading Level (dBμV) + Factor (dB)

Factor (dB) = Cable Loss (dB) + Antenna Factor (dB/m) - Pre\_Amplifier Gain (dB)



Site: AC1	Time: 2017/09/08 - 00:04
Limit: FCC_Part15.209_RE(3m)	Engineer: Kevin Ker
Probe: BBHA9120D_1GHz_18GHz	Polarity: Vertical
EUT: ACCESS POINT	Power: POE (DC 57V)
Test Mode: Transmit by 802.11ac-VHT20 at Channel 5500MHz Ant 0 + 1 + 2 + 3 (Beam-Forming Mode)	



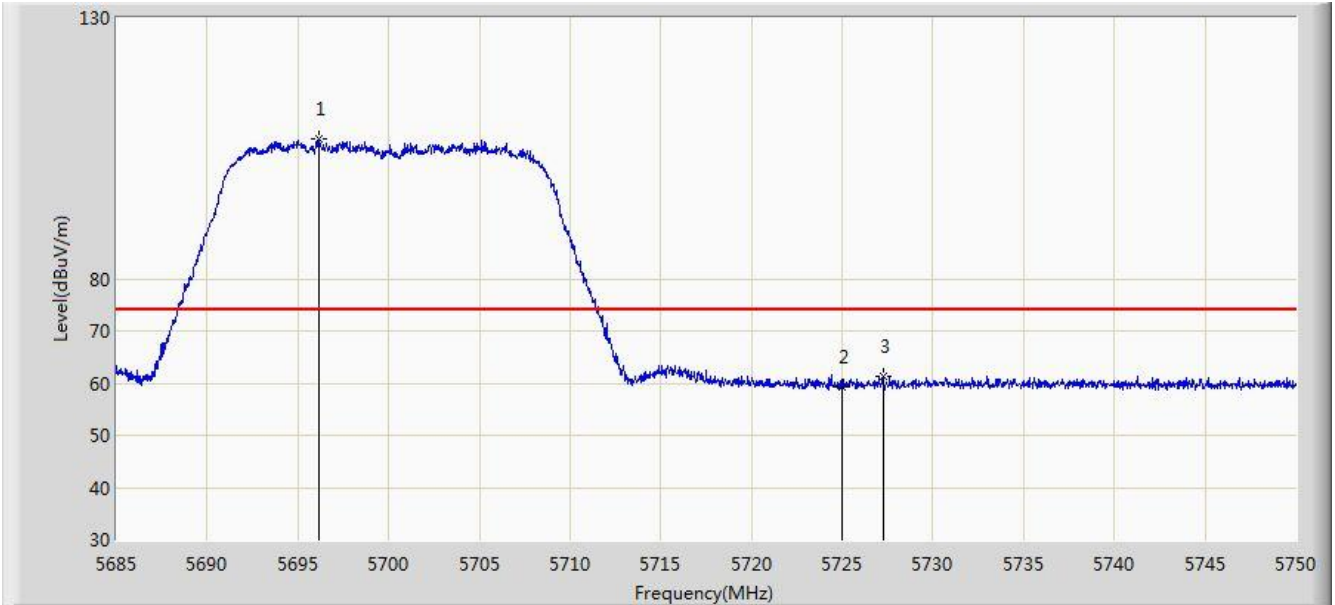
No	Flag	Mark	Frequency (MHz)	Measure Level (dBuV/m)	Reading Level (dBuV)	Over Limit (dB)	Limit (dBuV/m)	Factor (dB)	Type
1			5460.000	47.634	43.454	-6.366	54.000	4.180	AV
2			5470.000	48.315	44.113	-5.685	54.000	4.202	AV
3		*	5497.995	95.199	90.933	N/A	N/A	4.267	AV

Note: Measure Level (dBμV/m) = Reading Level (dBμV) + Factor (dB)

Factor (dB) = Cable Loss (dB) + Antenna Factor (dB/m) - Pre\_Amplifier Gain (dB)



Site: AC1	Time: 2017/09/08 - 00:05
Limit: FCC_Part15.209_RE(3m)	Engineer: Kevin Ker
Probe: BBHA9120D_1GHz_18GHz	Polarity: Horizontal
EUT: ACCESS POINT	Power: POE (DC 57V)
Test Mode: Transmit by 802.11ac-VHT20 at Channel 5700MHz Ant 0 + 1 + 2 + 3 (Beam-Forming Mode)	



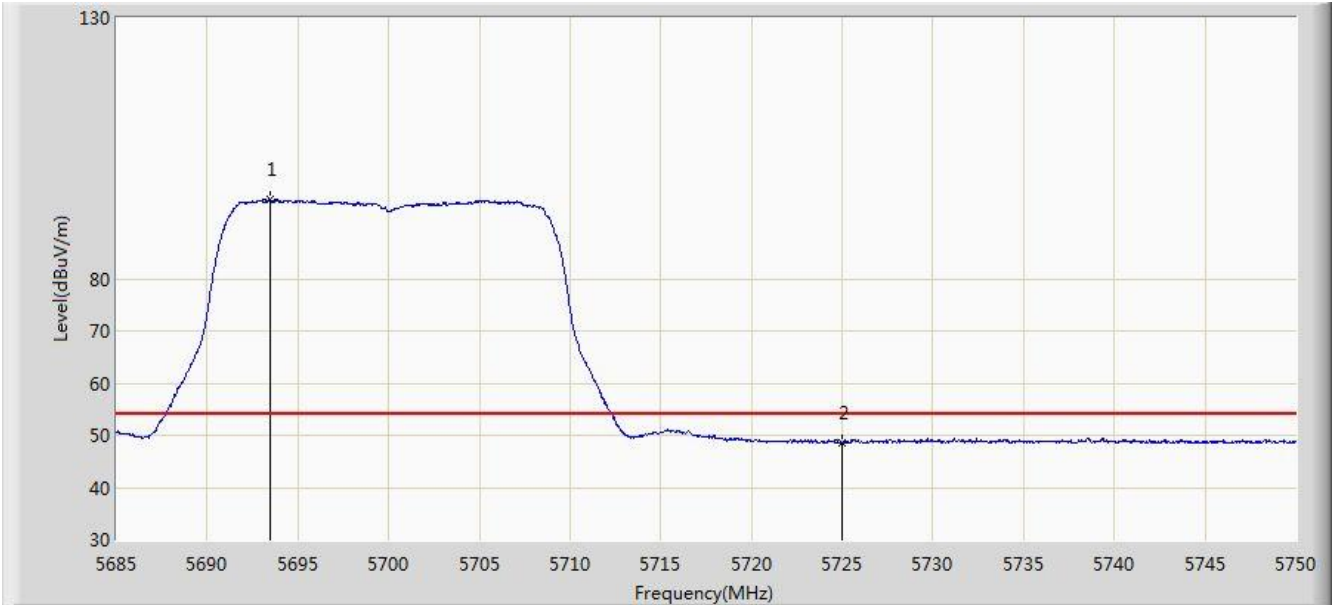
No	Flag	Mark	Frequency (MHz)	Measure Level (dBuV/m)	Reading Level (dBuV)	Over Limit (dB)	Limit (dBuV/m)	Factor (dB)	Type
1		*	5696.147	106.825	101.967	N/A	N/A	4.858	PK
2			5725.000	59.273	54.244	-14.727	74.000	5.029	PK
3			5727.250	61.269	56.226	-12.731	74.000	5.044	PK

Note: Measure Level (dBμV/m) = Reading Level (dBμV) + Factor (dB)

Factor (dB) = Cable Loss (dB) + Antenna Factor (dB/m) - Pre\_Amplifier Gain (dB)



Site: AC1	Time: 2017/09/08 - 00:07
Limit: FCC_Part15.209_RE(3m)	Engineer: Kevin Ker
Probe: BBHA9120D_1GHz_18GHz	Polarity: Horizontal
EUT: ACCESS POINT	Power: POE (DC 57V)
Test Mode: Transmit by 802.11ac-VHT20 at Channel 5700MHz Ant 0 + 1 + 2 + 3 (Beam-Forming Mode)	



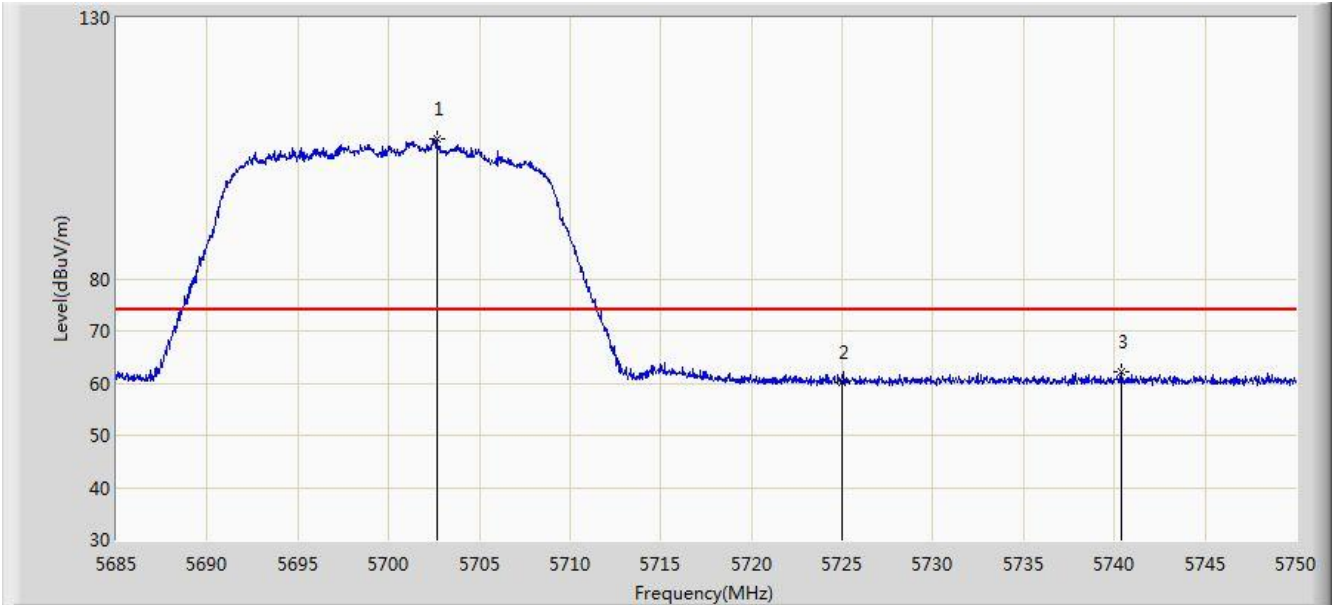
No	Flag	Mark	Frequency (MHz)	Measure Level (dBuV/m)	Reading Level (dBuV)	Over Limit (dB)	Limit (dBuV/m)	Factor (dB)	Type
1		*	5693.450	95.103	90.260	N/A	N/A	4.844	AV
2			5725.000	48.596	43.567	-5.404	54.000	5.029	AV

Note: Measure Level (dBμV/m) = Reading Level (dBμV) + Factor (dB)

Factor (dB) = Cable Loss (dB) + Antenna Factor (dB/m) - Pre\_Amplifier Gain (dB)



Site: AC1	Time: 2017/09/08 - 00:08
Limit: FCC_Part15.209_RE(3m)	Engineer: Kevin Ker
Probe: BBHA9120D_1GHz_18GHz	Polarity: Vertical
EUT: ACCESS POINT	Power: POE (DC 57V)
Test Mode: Transmit by 802.11ac-VHT20 at Channel 5700MHz Ant 0 + 1 + 2 + 3 (Beam-Forming Mode)	



No	Flag	Mark	Frequency (MHz)	Measure Level (dBuV/m)	Reading Level (dBuV)	Over Limit (dB)	Limit (dBuV/m)	Factor (dB)	Type
1		*	5702.647	106.948	102.056	N/A	N/A	4.892	PK
2			5725.000	60.187	55.158	-13.813	74.000	5.029	PK
3			5740.413	62.236	57.109	-11.764	74.000	5.127	PK

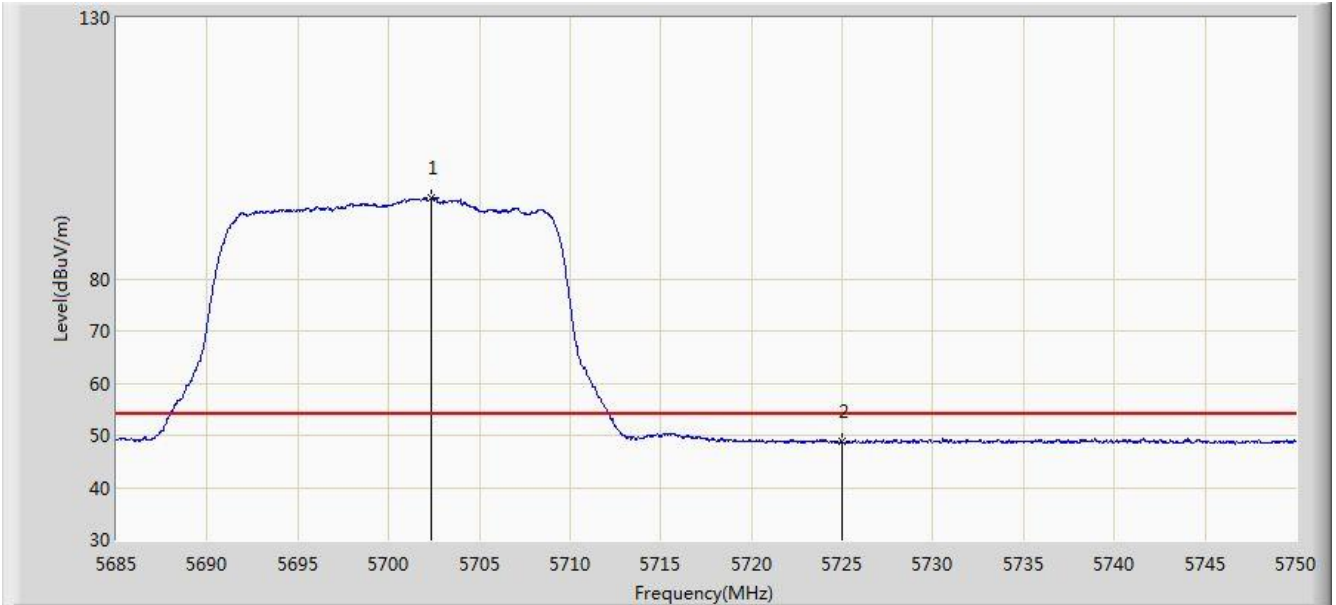
Note: Measure Level (dBμV/m) = Reading Level (dBμV) + Factor (dB)

Factor (dB) = Cable Loss (dB) + Antenna Factor (dB/m) - Pre\_Amplifier Gain (dB)





Site: AC1	Time: 2017/09/08 - 00:10
Limit: FCC_Part15.209_RE(3m)	Engineer: Kevin Ker
Probe: BBHA9120D_1GHz_18GHz	Polarity: Vertical
EUT: ACCESS POINT	Power: POE (DC 57V)
Test Mode: Transmit by 802.11ac-VHT20 at Channel 5700MHz Ant 0 + 1 + 2 + 3 (Beam-Forming Mode)	



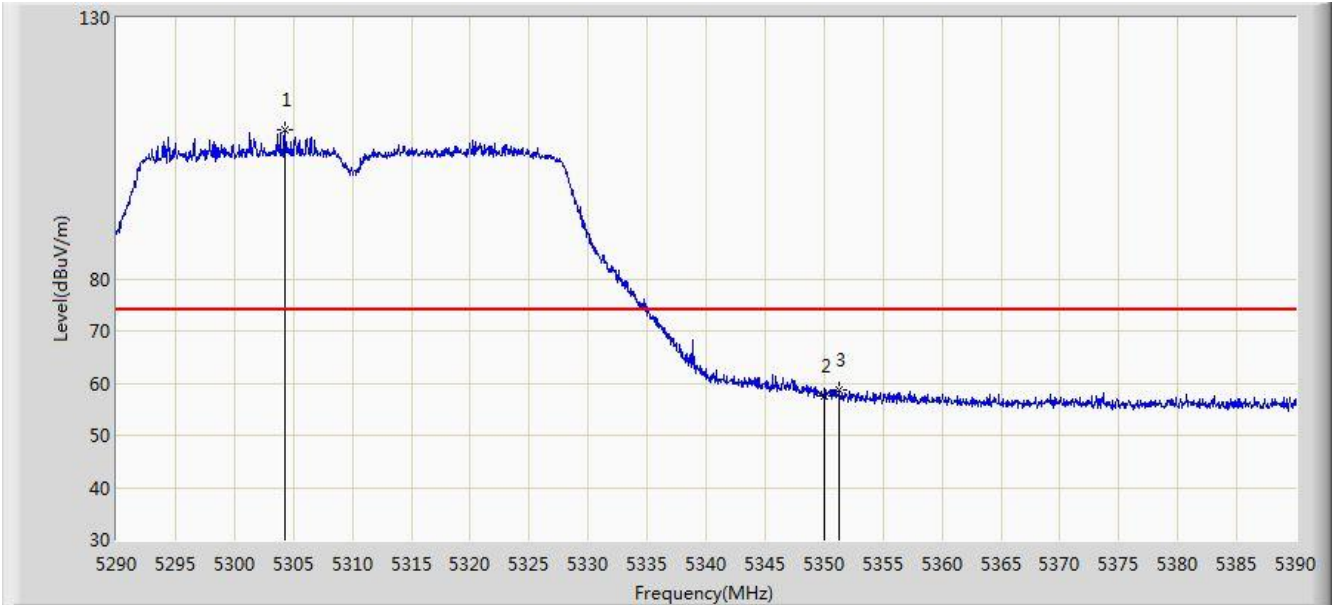
No	Flag	Mark	Frequency (MHz)	Measure Level (dBuV/m)	Reading Level (dBuV)	Over Limit (dB)	Limit (dBuV/m)	Factor (dB)	Type
1		*	5702.322	95.477	90.586	N/A	N/A	4.891	AV
2			5725.000	48.818	43.789	-5.182	54.000	5.029	AV

Note: Measure Level (dBμV/m) = Reading Level (dBμV) + Factor (dB)

Factor (dB) = Cable Loss (dB) + Antenna Factor (dB/m) - Pre\_Amplifier Gain (dB)



Site: AC1	Time: 2017/09/08 - 00:33
Limit: FCC_Part15.209_RE(3m)	Engineer: Kevin Ker
Probe: BBHA9120D_1GHz_18GHz	Polarity: Horizontal
EUT: ACCESS POINT	Power: POE (DC 57V)
Test Mode: Transmit by 802.11ac-VHT40 at Channel 5310MHz Ant 0 + 1 + 2 + 3 (Beam-Forming Mode)	



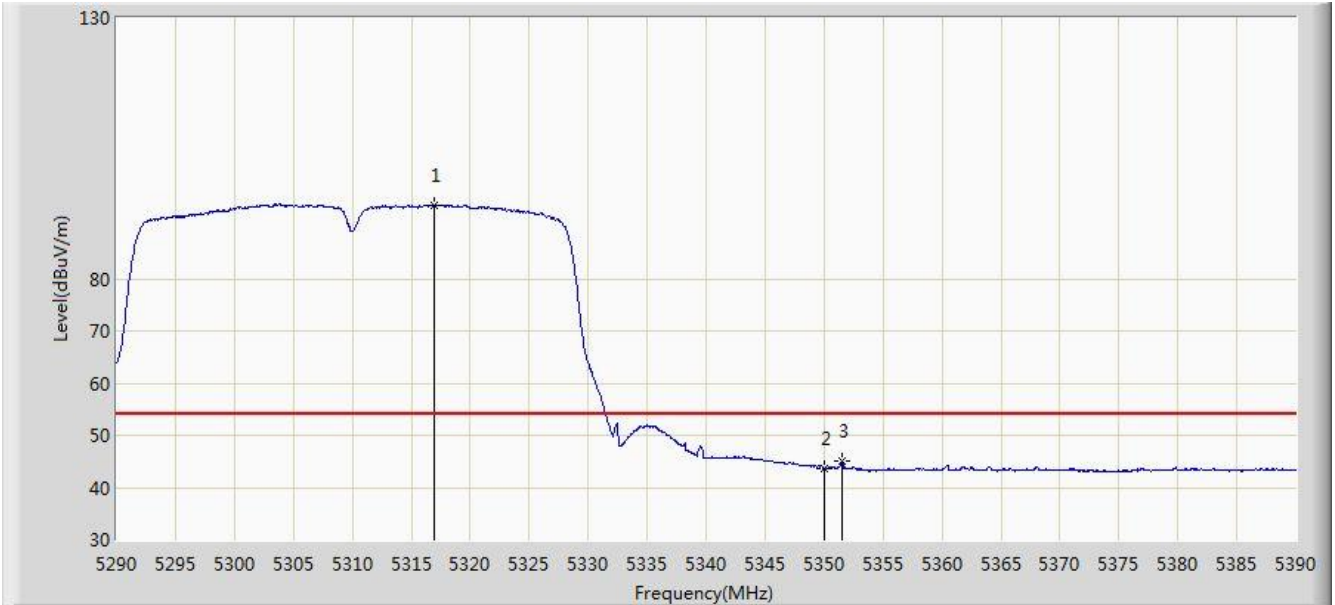
No	Flag	Mark	Frequency (MHz)	Measure Level (dBuV/m)	Reading Level (dBuV)	Over Limit (dB)	Limit (dBuV/m)	Factor (dB)	Type
1		*	5304.250	108.520	104.701	N/A	N/A	3.819	PK
2			5350.000	57.639	53.734	-16.361	74.000	3.904	PK
3			5351.300	58.676	54.769	-15.324	74.000	3.907	PK

Note: Measure Level (dBμV/m) = Reading Level (dBμV) + Factor (dB)

Factor (dB) = Cable Loss (dB) + Antenna Factor (dB/m) - Pre\_Amplifier Gain (dB)



Site: AC1	Time: 2017/09/08 - 00:41
Limit: FCC_Part15.209_RE(3m)	Engineer: Kevin Ker
Probe: BBHA9120D_1GHz_18GHz	Polarity: Horizontal
EUT: ACCESS POINT	Power: POE (DC 57V)
Test Mode: Transmit by 802.11ac-VHT40 at Channel 5310MHz Ant 0 + 1 + 2 + 3 (Beam-Forming Mode)	



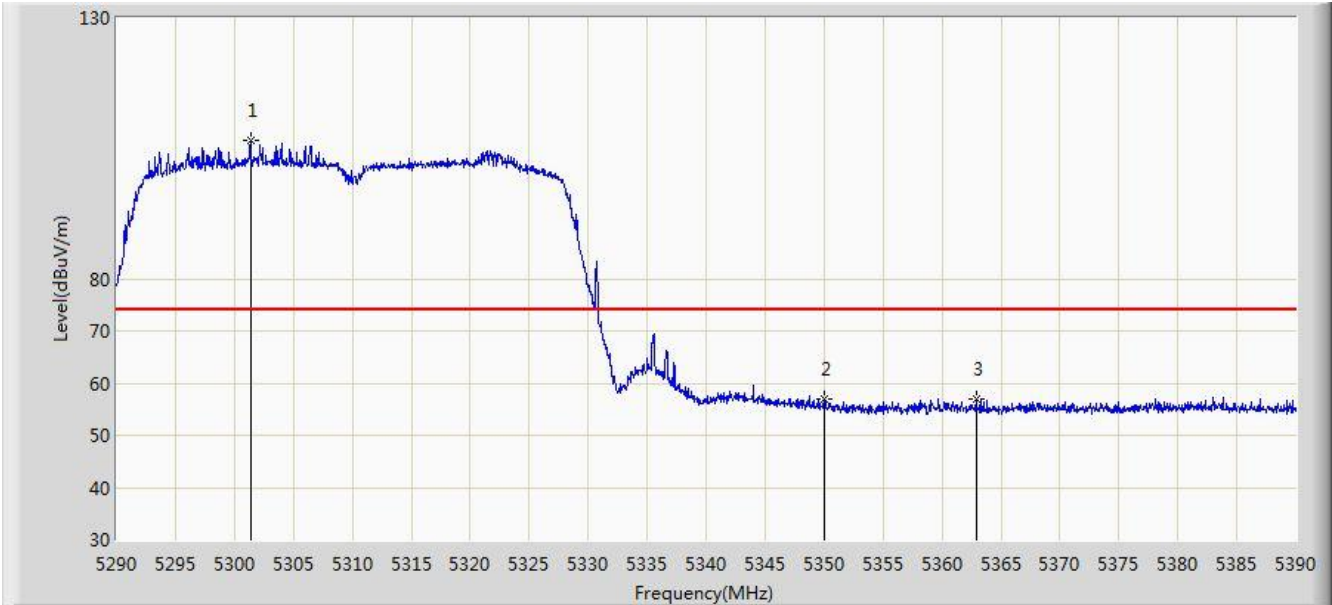
No	Flag	Mark	Frequency (MHz)	Measure Level (dBuV/m)	Reading Level (dBuV)	Over Limit (dB)	Limit (dBuV/m)	Factor (dB)	Type
1		*	5316.900	94.176	90.333	N/A	N/A	3.842	AV
2			5350.000	43.709	39.804	-10.291	54.000	3.904	AV
3			5351.550	45.005	41.097	-8.995	54.000	3.908	AV

Note: Measure Level (dBμV/m) = Reading Level (dBμV) + Factor (dB)

Factor (dB) = Cable Loss (dB) + Antenna Factor (dB/m) - Pre\_Amplifier Gain (dB)



Site: AC1	Time: 2017/09/08 - 00:42
Limit: FCC_Part15.209_RE(3m)	Engineer: Kevin Ker
Probe: BBHA9120D_1GHz_18GHz	Polarity: Vertical
EUT: ACCESS POINT	Power: POE (DC 57V)
Test Mode: Transmit by 802.11ac-VHT40 at Channel 5310MHz Ant 0 + 1 + 2 + 3 (Beam-Forming Mode)	



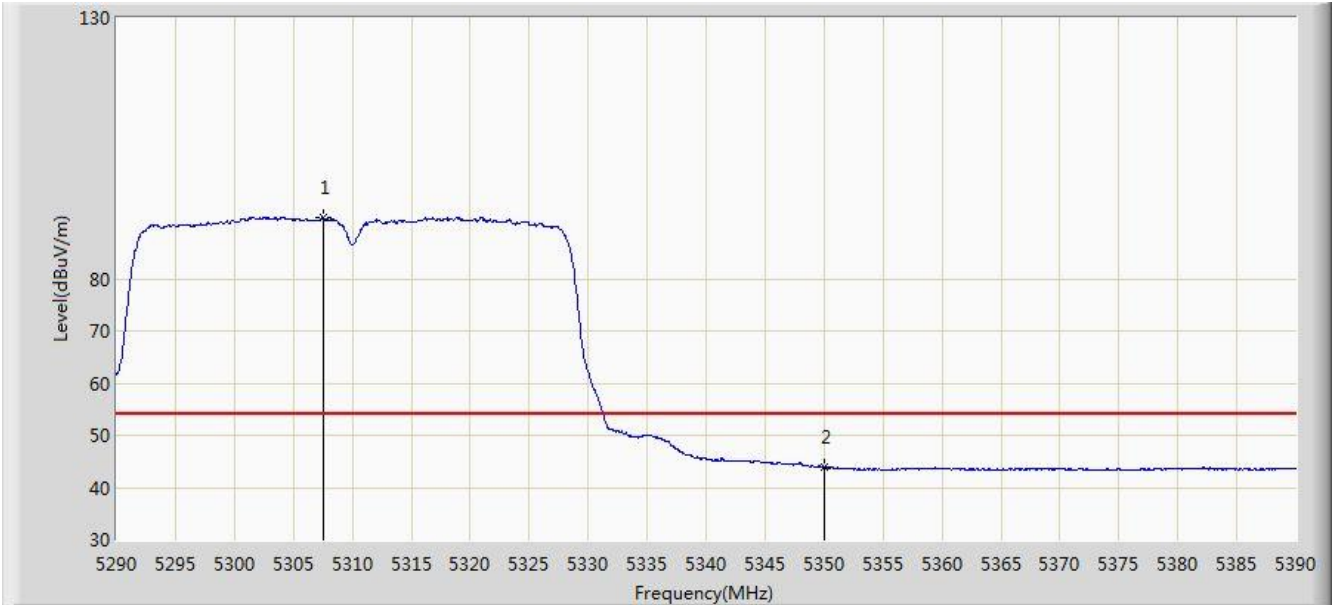
No	Flag	Mark	Frequency (MHz)	Measure Level (dBuV/m)	Reading Level (dBuV)	Over Limit (dB)	Limit (dBuV/m)	Factor (dB)	Type
1		*	5301.400	106.506	102.693	N/A	N/A	3.814	PK
2			5350.000	56.846	52.941	-17.154	74.000	3.904	PK
3			5362.900	56.947	53.019	-17.053	74.000	3.928	PK

Note: Measure Level (dBμV/m) = Reading Level (dBμV) + Factor (dB)

Factor (dB) = Cable Loss (dB) + Antenna Factor (dB/m) - Pre\_Amplifier Gain (dB)



Site: AC1	Time: 2017/09/08 - 00:42
Limit: FCC_Part15.209_RE(3m)	Engineer: Kevin Ker
Probe: BBHA9120D_1GHz_18GHz	Polarity: Vertical
EUT: ACCESS POINT	Power: POE (DC 57V)
Test Mode: Transmit by 802.11ac-VHT40 at Channel 5310MHz Ant 0 + 1 + 2 + 3 (Beam-Forming Mode)	



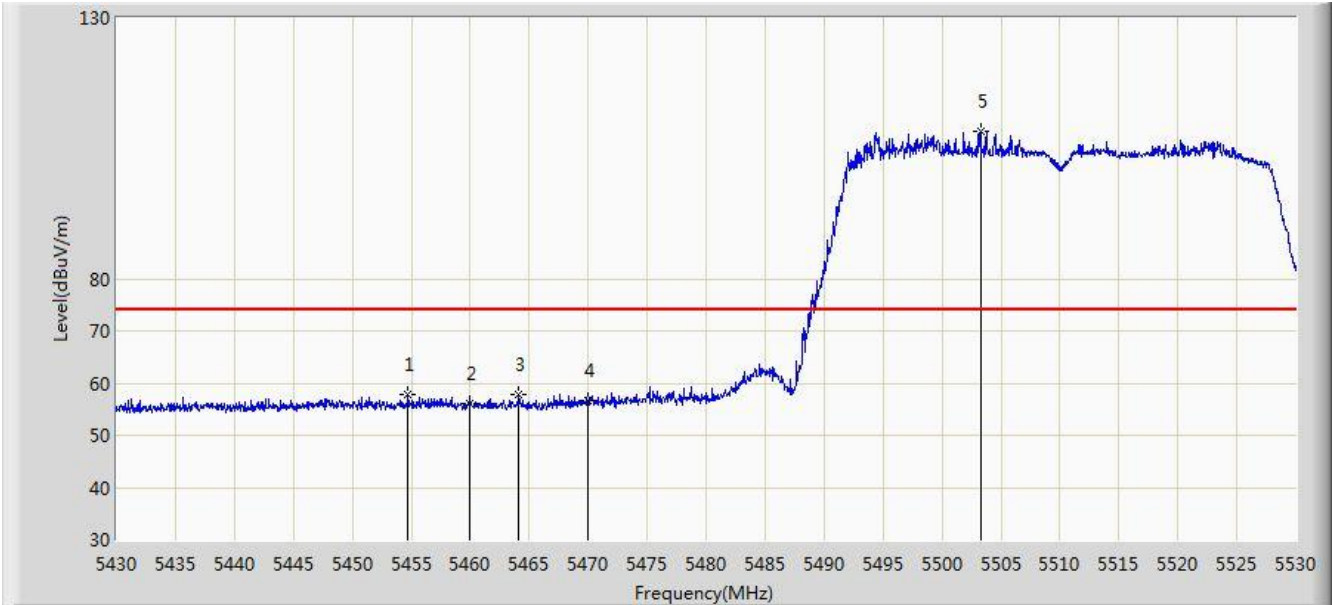
No	Flag	Mark	Frequency (MHz)	Measure Level (dBuV/m)	Reading Level (dBuV)	Over Limit (dB)	Limit (dBuV/m)	Factor (dB)	Type
1		*	5307.500	91.716	87.891	N/A	N/A	3.825	AV
2			5350.000	44.019	40.114	-9.981	54.000	3.904	AV

Note: Measure Level (dBμV/m) = Reading Level (dBμV) + Factor (dB)

Factor (dB) = Cable Loss (dB) + Antenna Factor (dB/m) - Pre\_Amplifier Gain (dB)



Site: AC1	Time: 2017/09/08 - 00:43
Limit: FCC_Part15.209_RE(3m)	Engineer: Kevin Ker
Probe: BBHA9120D_1GHz_18GHz	Polarity: Horizontal
EUT: ACCESS POINT	Power: POE (DC 57V)
Test Mode: Transmit by 802.11ac-VHT40 at Channel 5510MHz Ant 0 + 1 + 2 + 3 (Beam-Forming Mode)	



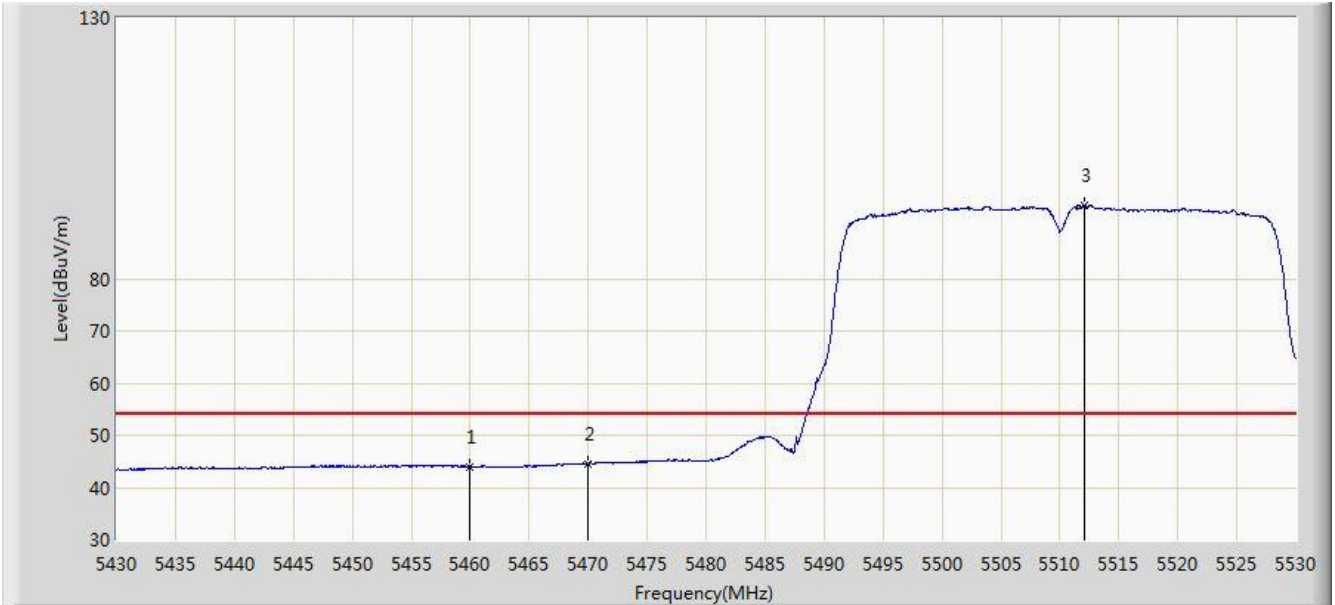
No	Flag	Mark	Frequency (MHz)	Measure Level (dBuV/m)	Reading Level (dBuV)	Over Limit (dB)	Limit (dBuV/m)	Factor (dB)	Type
1			5454.700	57.788	53.619	-16.212	74.000	4.170	PK
2			5460.000	56.172	51.992	-17.828	74.000	4.180	PK
3			5464.100	57.846	53.657	-16.154	74.000	4.189	PK
4			5470.000	56.616	52.414	-17.384	74.000	4.202	PK
5		*	5503.250	108.180	103.898	N/A	N/A	4.281	PK

Note: Measure Level (dBμV/m) = Reading Level (dBμV) + Factor (dB)

Factor (dB) = Cable Loss (dB) + Antenna Factor (dB/m) - Pre\_Amplifier Gain (dB)



Site: AC1	Time: 2017/09/08 - 00:51
Limit: FCC_Part15.209_RE(3m)	Engineer: Kevin Ker
Probe: BBHA9120D_1GHz_18GHz	Polarity: Horizontal
EUT: ACCESS POINT	Power: POE (DC 57V)
Test Mode: Transmit by 802.11ac-VHT40 at Channel 5510MHz Ant 0 + 1 + 2 + 3 (Beam-Forming Mode)	



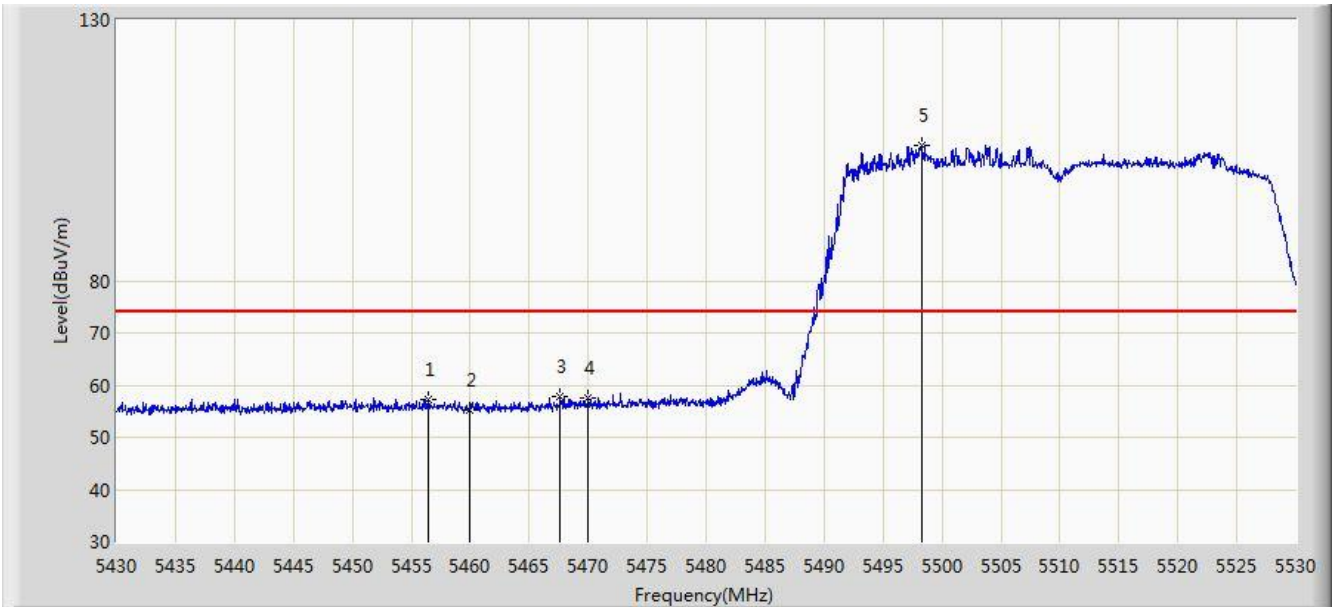
No	Flag	Mark	Frequency (MHz)	Measure Level (dBuV/m)	Reading Level (dBuV)	Over Limit (dB)	Limit (dBuV/m)	Factor (dB)	Type
1			5460.000	44.027	39.847	-9.973	54.000	4.180	AV
2			5470.000	44.568	40.366	-9.432	54.000	4.202	AV
3		*	5512.100	94.176	89.869	N/A	N/A	4.307	AV

Note: Measure Level (dBμV/m) = Reading Level (dBμV) + Factor (dB)

Factor (dB) = Cable Loss (dB) + Antenna Factor (dB/m) - Pre\_Amplifier Gain (dB)



Site: AC1	Time: 2017/09/08 - 00:51
Limit: FCC_Part15.209_RE(3m)	Engineer: Kevin Ker
Probe: BBHA9120D_1GHz_18GHz	Polarity: Vertical
EUT: ACCESS POINT	Power: POE (DC 57V)
Test Mode: Transmit by 802.11ac-VHT40 at Channel 5510MHz Ant 0 + 1 + 2 + 3 (Beam-Forming Mode)	



No	Flag	Mark	Frequency (MHz)	Measure Level (dBuV/m)	Reading Level (dBuV)	Over Limit (dB)	Limit (dBuV/m)	Factor (dB)	Type
1			5456.400	57.266	53.093	-16.734	74.000	4.172	PK
2			5460.000	55.358	51.178	-18.642	74.000	4.180	PK
3			5467.650	57.949	53.752	-16.051	74.000	4.197	PK
4			5470.000	57.642	53.440	-16.358	74.000	4.202	PK
5		*	5498.250	106.085	101.818	N/A	N/A	4.267	PK

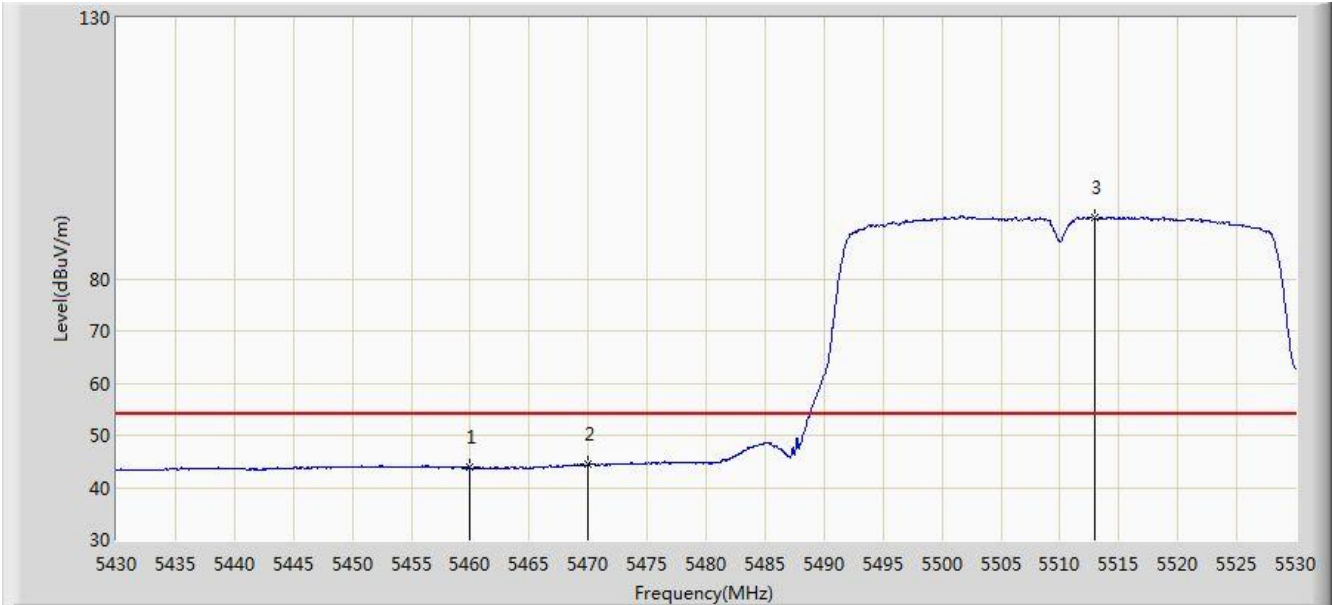
Note: Measure Level (dBμV/m) = Reading Level (dBμV) + Factor (dB)

Factor (dB) = Cable Loss (dB) + Antenna Factor (dB/m) - Pre\_Amplifier Gain (dB)





Site: AC1	Time: 2017/09/08 - 00:52
Limit: FCC_Part15.209_RE(3m)	Engineer: Kevin Ker
Probe: BBHA9120D_1GHz_18GHz	Polarity: Vertical
EUT: ACCESS POINT	Power: POE (DC 57V)
Test Mode: Transmit by 802.11ac-VHT40 at Channel 5510MHz Ant 0 + 1 + 2 + 3 (Beam-Forming Mode)	



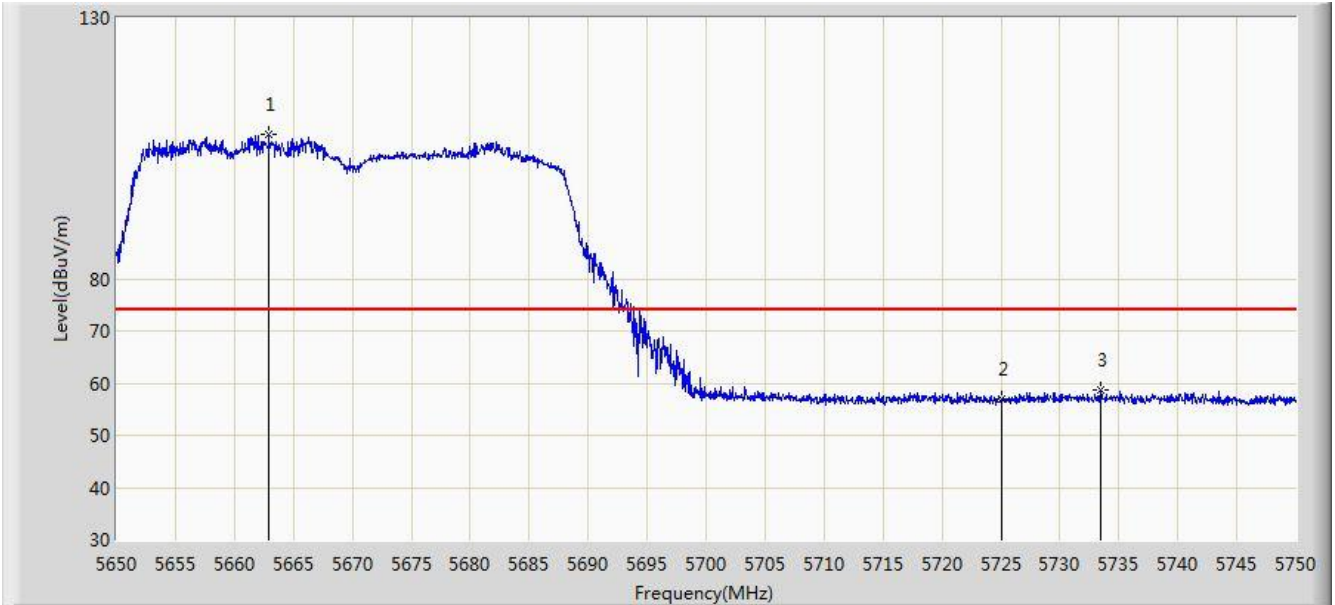
No	Flag	Mark	Frequency (MHz)	Measure Level (dBuV/m)	Reading Level (dBuV)	Over Limit (dB)	Limit (dBuV/m)	Factor (dB)	Type
1			5460.000	43.775	39.595	-10.225	54.000	4.180	AV
2			5470.000	44.392	40.190	-9.608	54.000	4.202	AV
3		*	5513.000	91.884	87.574	N/A	N/A	4.310	AV

Note: Measure Level (dBμV/m) = Reading Level (dBμV) + Factor (dB)

Factor (dB) = Cable Loss (dB) + Antenna Factor (dB/m) - Pre\_Amplifier Gain (dB)



Site: AC1	Time: 2017/09/08 - 00:52
Limit: FCC_Part15.209_RE(3m)	Engineer: Kevin Ker
Probe: BBHA9120D_1GHz_18GHz	Polarity: Horizontal
EUT: ACCESS POINT	Power: POE (DC 57V)
Test Mode: Transmit by 802.11ac-VHT40 at Channel 5670MHz Ant 0 + 1 + 2 + 3 (Beam-Forming Mode)	



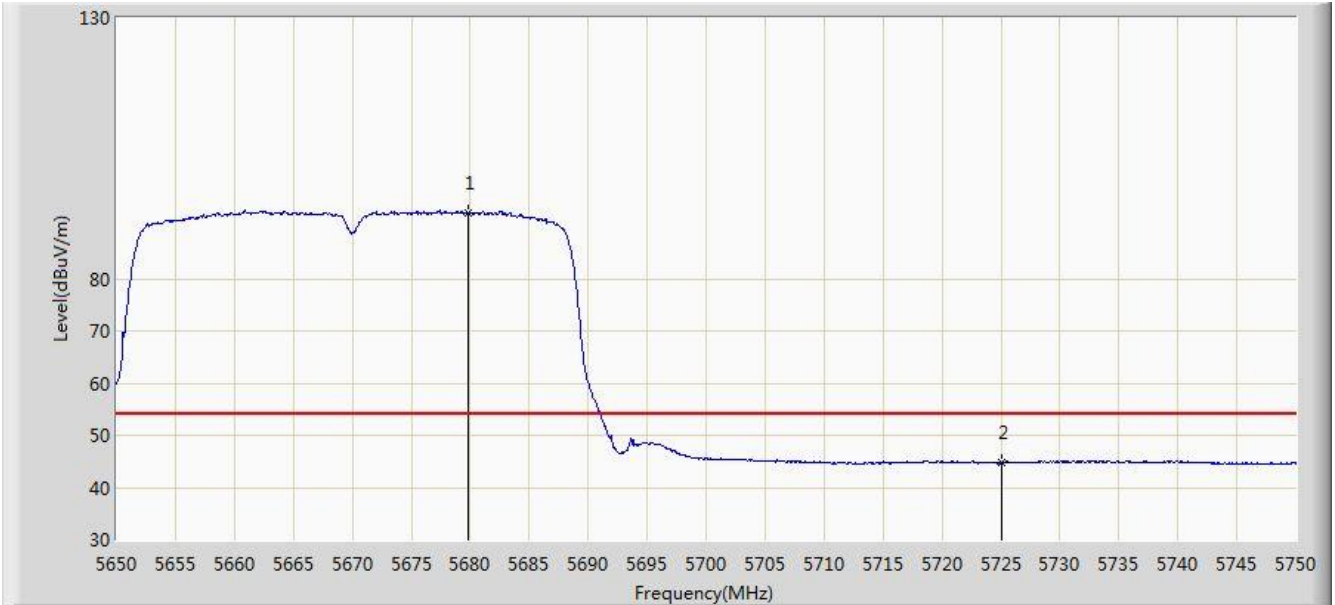
No	Flag	Mark	Frequency (MHz)	Measure Level (dBuV/m)	Reading Level (dBuV)	Over Limit (dB)	Limit (dBuV/m)	Factor (dB)	Type
1		*	5662.900	107.801	103.082	N/A	N/A	4.719	PK
2			5725.000	56.932	51.903	-17.068	74.000	5.029	PK
3			5733.400	58.625	53.542	-15.375	74.000	5.083	PK

Note: Measure Level (dBμV/m) = Reading Level (dBμV) + Factor (dB)

Factor (dB) = Cable Loss (dB) + Antenna Factor (dB/m) - Pre\_Amplifier Gain (dB)



Site: AC1	Time: 2017/09/08 - 01:00
Limit: FCC_Part15.209_RE(3m)	Engineer: Kevin Ker
Probe: BBHA9120D_1GHz_18GHz	Polarity: Horizontal
EUT: ACCESS POINT	Power: POE (DC 57V)
Test Mode: Transmit by 802.11ac-VHT40 at Channel 5670MHz Ant 0 + 1 + 2 + 3 (Beam-Forming Mode)	



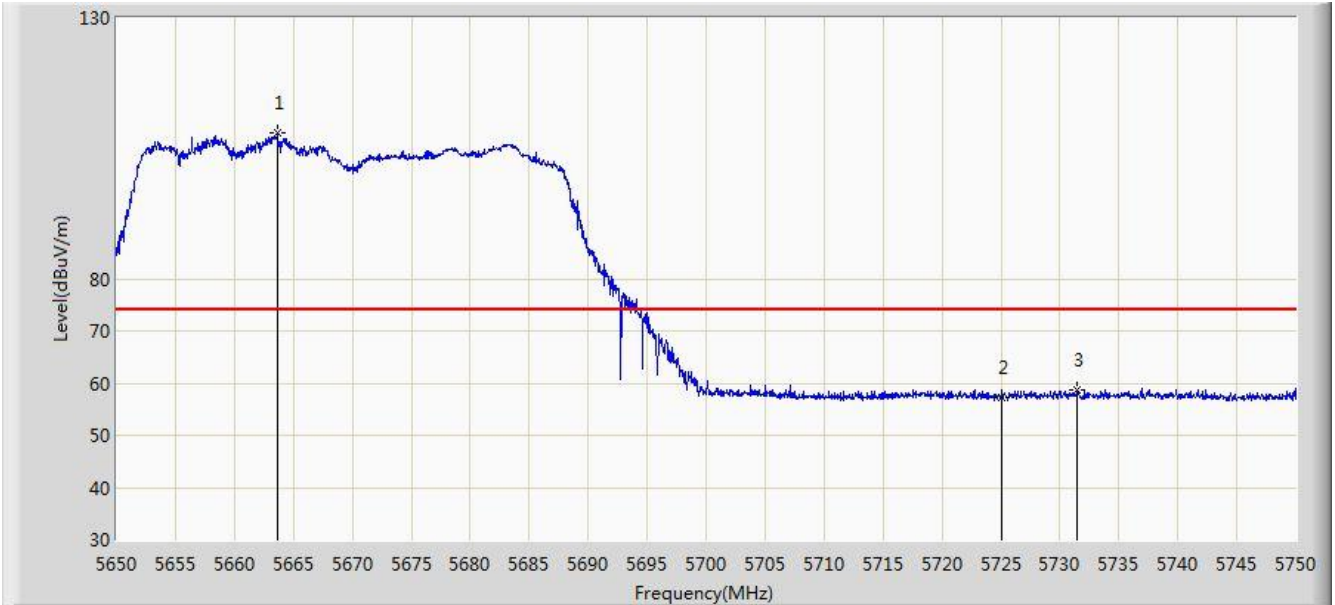
No	Flag	Mark	Frequency (MHz)	Measure Level (dBuV/m)	Reading Level (dBuV)	Over Limit (dB)	Limit (dBuV/m)	Factor (dB)	Type
1		*	5679.800	92.726	87.940	N/A	N/A	4.787	AV
2			5725.000	44.738	39.709	-9.262	54.000	5.029	AV

Note: Measure Level (dBμV/m) = Reading Level (dBμV) + Factor (dB)

Factor (dB) = Cable Loss (dB) + Antenna Factor (dB/m) - Pre\_Amplifier Gain (dB)



Site: AC1	Time: 2017/09/08 - 01:00
Limit: FCC_Part15.209_RE(3m)	Engineer: Kevin Ker
Probe: BBHA9120D_1GHz_18GHz	Polarity: Vertical
EUT: ACCESS POINT	Power: POE (DC 57V)
Test Mode: Transmit by 802.11ac-VHT40 at Channel 5670MHz Ant 0 + 1 + 2 + 3 (Beam-Forming Mode)	



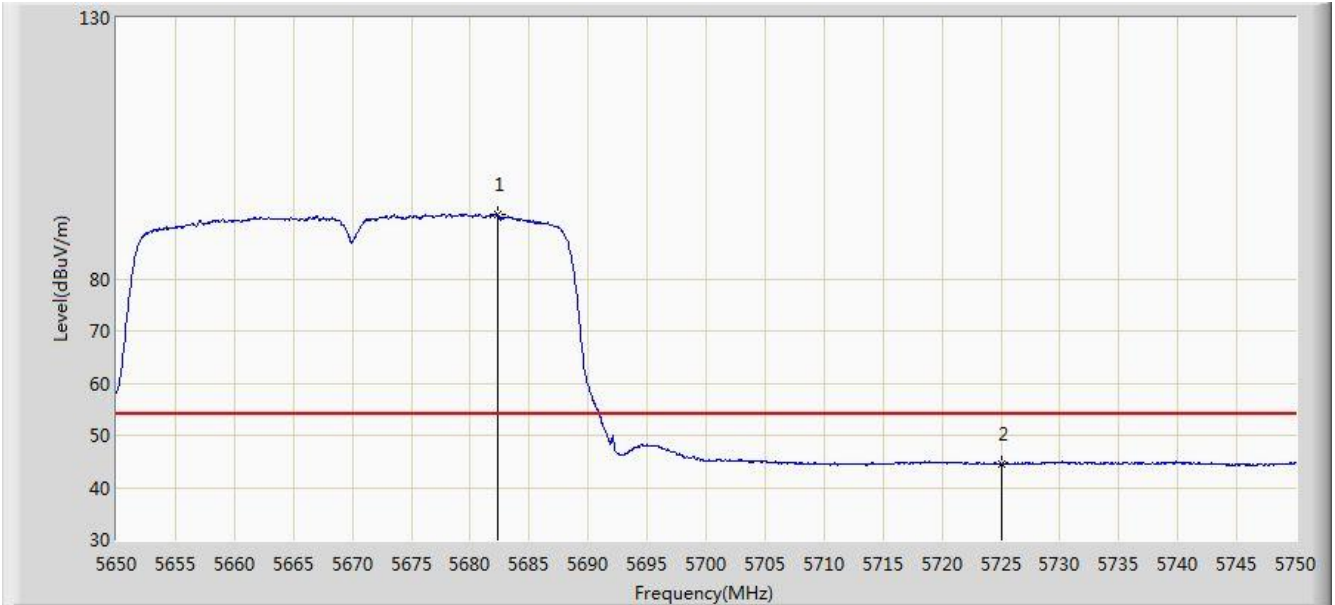
No	Flag	Mark	Frequency (MHz)	Measure Level (dBuV/m)	Reading Level (dBuV)	Over Limit (dB)	Limit (dBuV/m)	Factor (dB)	Type
1		*	5663.650	108.042	103.320	N/A	N/A	4.722	PK
2			5725.000	57.155	52.126	-16.845	74.000	5.029	PK
3			5731.500	58.660	53.590	-15.340	74.000	5.071	PK

Note: Measure Level (dBμV/m) = Reading Level (dBμV) + Factor (dB)

Factor (dB) = Cable Loss (dB) + Antenna Factor (dB/m) - Pre\_Amplifier Gain (dB)



Site: AC1	Time: 2017/09/08 - 01:00
Limit: FCC_Part15.209_RE(3m)	Engineer: Kevin Ker
Probe: BBHA9120D_1GHz_18GHz	Polarity: Vertical
EUT: ACCESS POINT	Power: POE (DC 57V)
Test Mode: Transmit by 802.11ac-VHT40 at Channel 5670MHz Ant 0 + 1 + 2 + 3 (Beam-Forming Mode)	



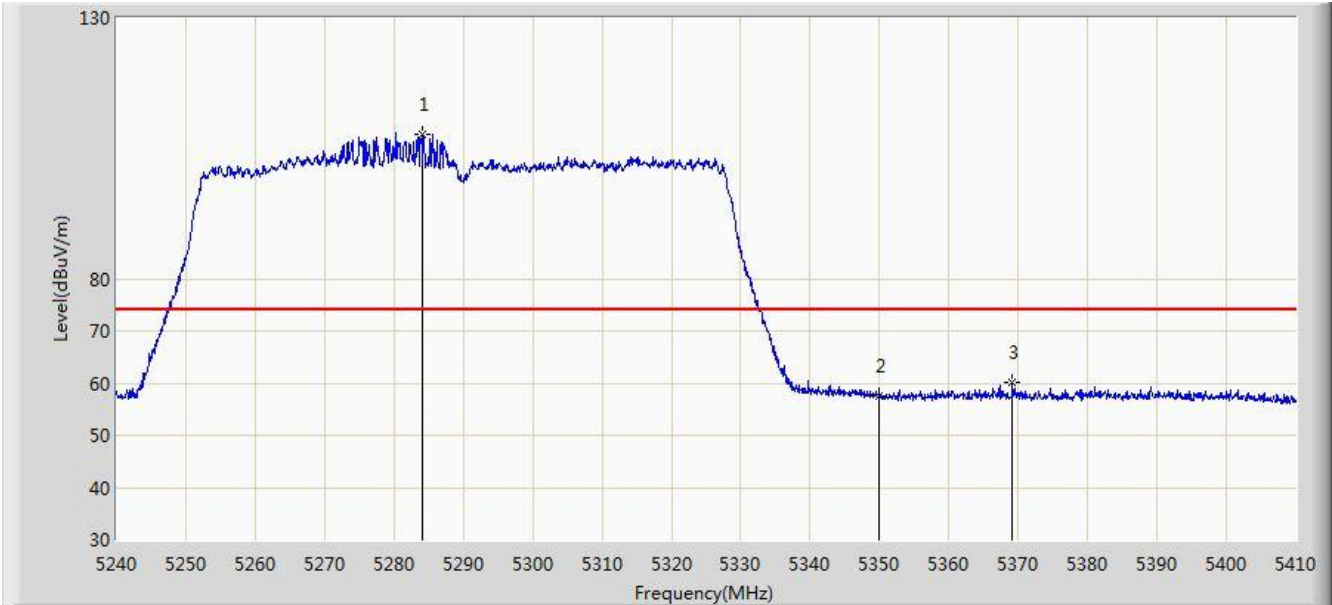
No	Flag	Mark	Frequency (MHz)	Measure Level (dBuV/m)	Reading Level (dBuV)	Over Limit (dB)	Limit (dBuV/m)	Factor (dB)	Type
1		*	5682.300	92.280	87.483	N/A	N/A	4.797	AV
2			5725.000	44.591	39.562	-9.409	54.000	5.029	AV

Note: Measure Level (dBμV/m) = Reading Level (dBμV) + Factor (dB)

Factor (dB) = Cable Loss (dB) + Antenna Factor (dB/m) - Pre\_Amplifier Gain (dB)



Site: AC1	Time: 2017/09/08 - 01:28
Limit: FCC_Part15.209_RE(3m)	Engineer: Kevin Ker
Probe: BBHA9120D_1GHz_18GHz	Polarity: Horizontal
EUT: ACCESS POINT	Power: POE (DC 57V)
Test Mode: Transmit by 802.11ac-VHT80 at Channel 5290MHz Ant 0 + 1 + 2 + 3 (Beam-Forming Mode)	



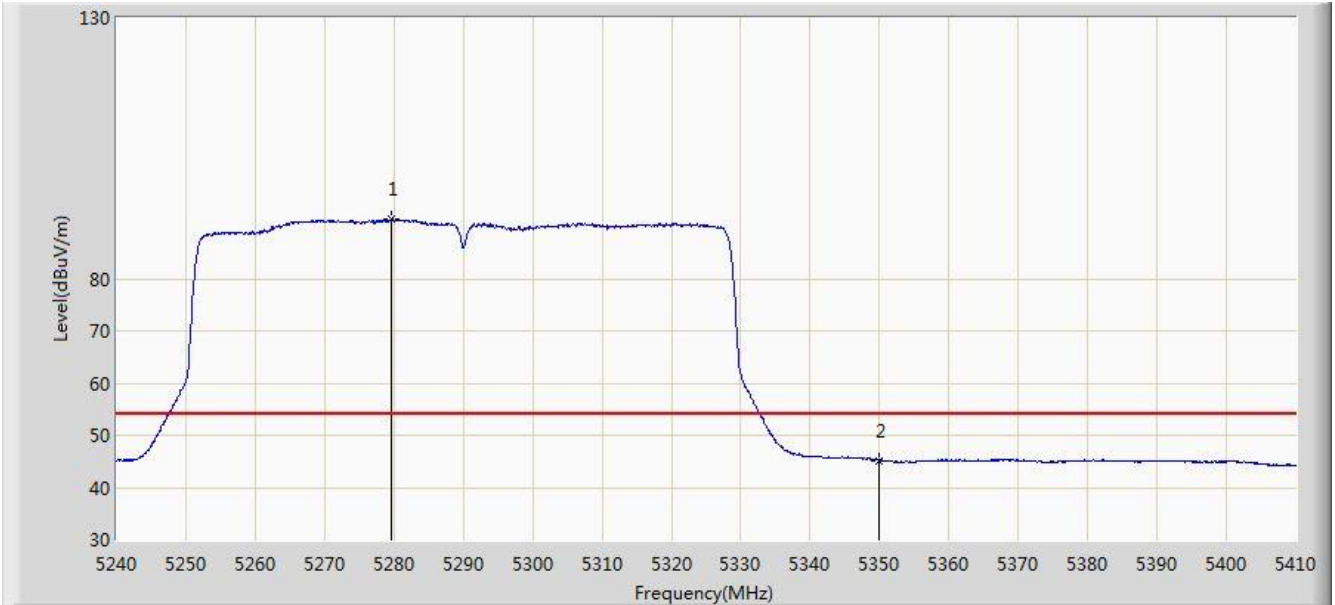
No	Flag	Mark	Frequency (MHz)	Measure Level (dBuV/m)	Reading Level (dBuV)	Over Limit (dB)	Limit (dBuV/m)	Factor (dB)	Type
1		*	5284.030	107.659	103.835	N/A	N/A	3.823	PK
2			5350.000	57.651	53.746	-16.349	74.000	3.904	PK
3			5369.200	60.016	56.077	-13.984	74.000	3.939	PK

Note: Measure Level (dBμV/m) = Reading Level (dBμV) + Factor (dB)

Factor (dB) = Cable Loss (dB) + Antenna Factor (dB/m) - Pre\_Amplifier Gain (dB)



Site: AC1	Time: 2017/09/08 - 01:29
Limit: FCC_Part15.209_RE(3m)	Engineer: Kevin Ker
Probe: BBHA9120D_1GHz_18GHz	Polarity: Horizontal
EUT: ACCESS POINT	Power: POE (DC 57V)
Test Mode: Transmit by 802.11ac-VHT80 at Channel 5290MHz Ant 0 + 1 + 2 + 3 (Beam-Forming Mode)	



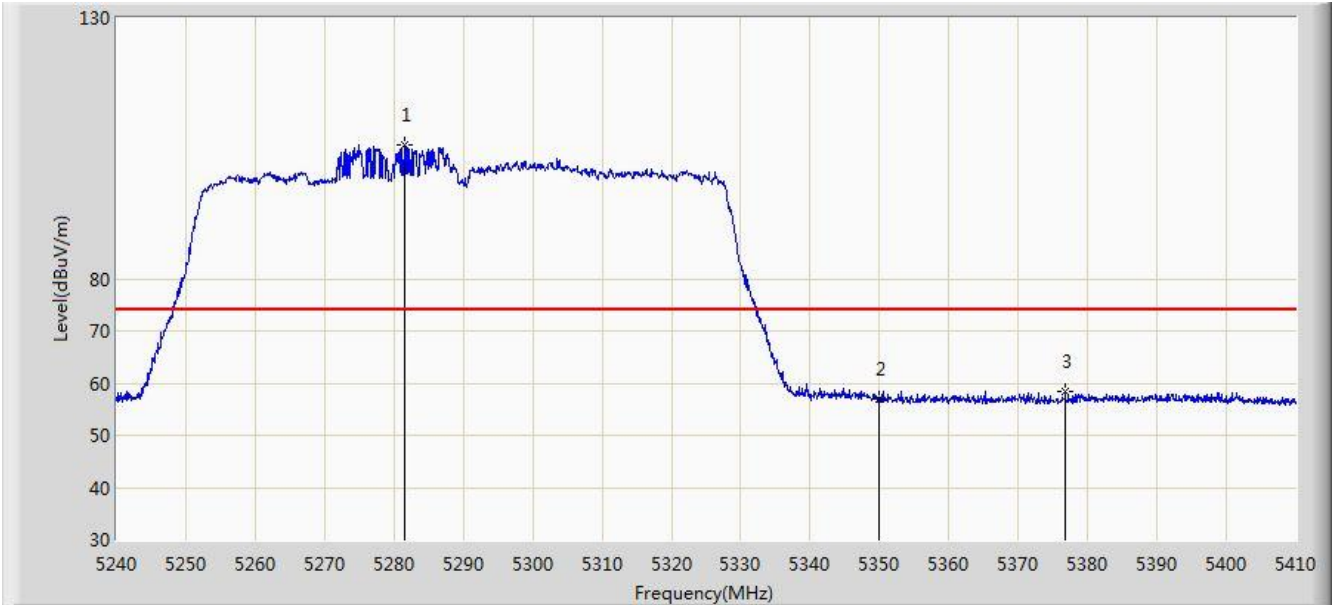
No	Flag	Mark	Frequency (MHz)	Measure Level (dBuV/m)	Reading Level (dBuV)	Over Limit (dB)	Limit (dBuV/m)	Factor (dB)	Type
1		*	5279.610	91.382	87.555	N/A	N/A	3.827	AV
2			5350.000	45.207	41.302	-8.793	54.000	3.904	AV

Note: Measure Level (dBμV/m) = Reading Level (dBμV) + Factor (dB)

Factor (dB) = Cable Loss (dB) + Antenna Factor (dB/m) - Pre\_Amplifier Gain (dB)



Site: AC1	Time: 2017/09/08 - 01:30
Limit: FCC_Part15.209_RE(3m)	Engineer: Kevin Ker
Probe: BBHA9120D_1GHz_18GHz	Polarity: Vertical
EUT: ACCESS POINT	Power: POE (DC 57V)
Test Mode: Transmit by 802.11ac-VHT80 at Channel 5290MHz Ant 0 + 1 + 2 + 3 (Beam-Forming Mode)	



No	Flag	Mark	Frequency (MHz)	Measure Level (dBuV/m)	Reading Level (dBuV)	Over Limit (dB)	Limit (dBuV/m)	Factor (dB)	Type
1		*	5281.480	105.599	101.773	N/A	N/A	3.825	PK
2			5350.000	56.871	52.966	-17.129	74.000	3.904	PK
3			5376.765	58.530	54.577	-15.470	74.000	3.954	PK

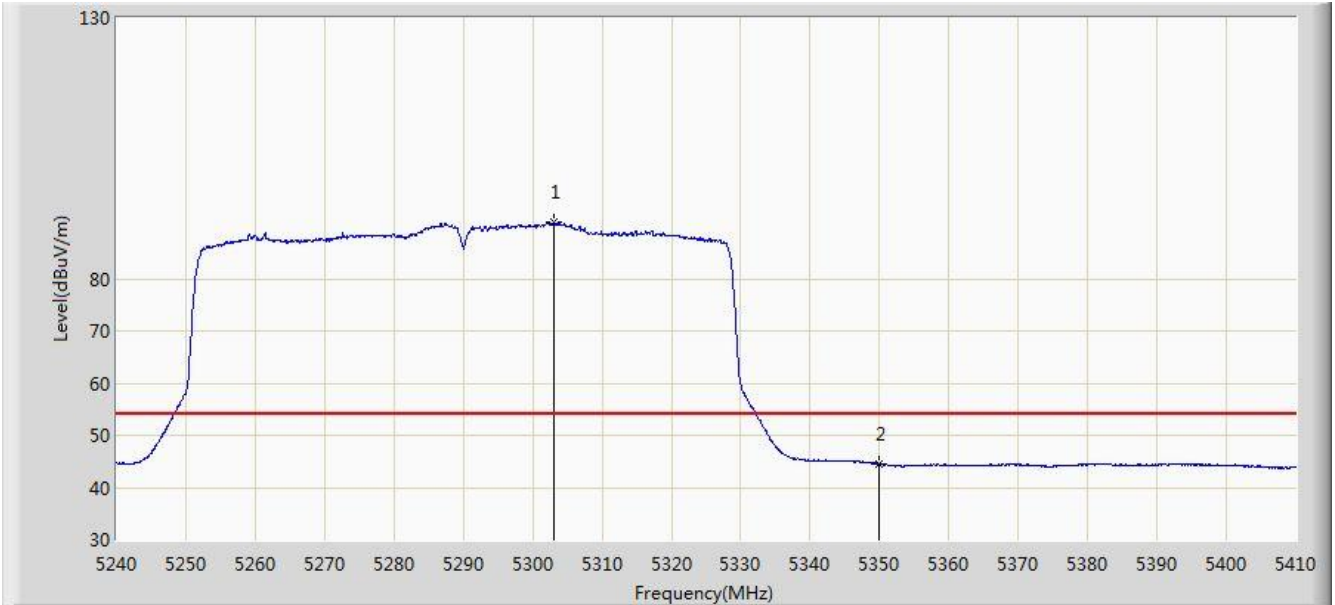
Note: Measure Level (dBμV/m) = Reading Level (dBμV) + Factor (dB)

Factor (dB) = Cable Loss (dB) + Antenna Factor (dB/m) - Pre\_Amplifier Gain (dB)





Site: AC1	Time: 2017/09/08 - 01:32
Limit: FCC_Part15.209_RE(3m)	Engineer: Kevin Ker
Probe: BBHA9120D_1GHz_18GHz	Polarity: Vertical
EUT: ACCESS POINT	Power: POE (DC 57V)
Test Mode: Transmit by 802.11ac-VHT80 at Channel 5290MHz Ant 0 + 1 + 2 + 3 (Beam-Forming Mode)	



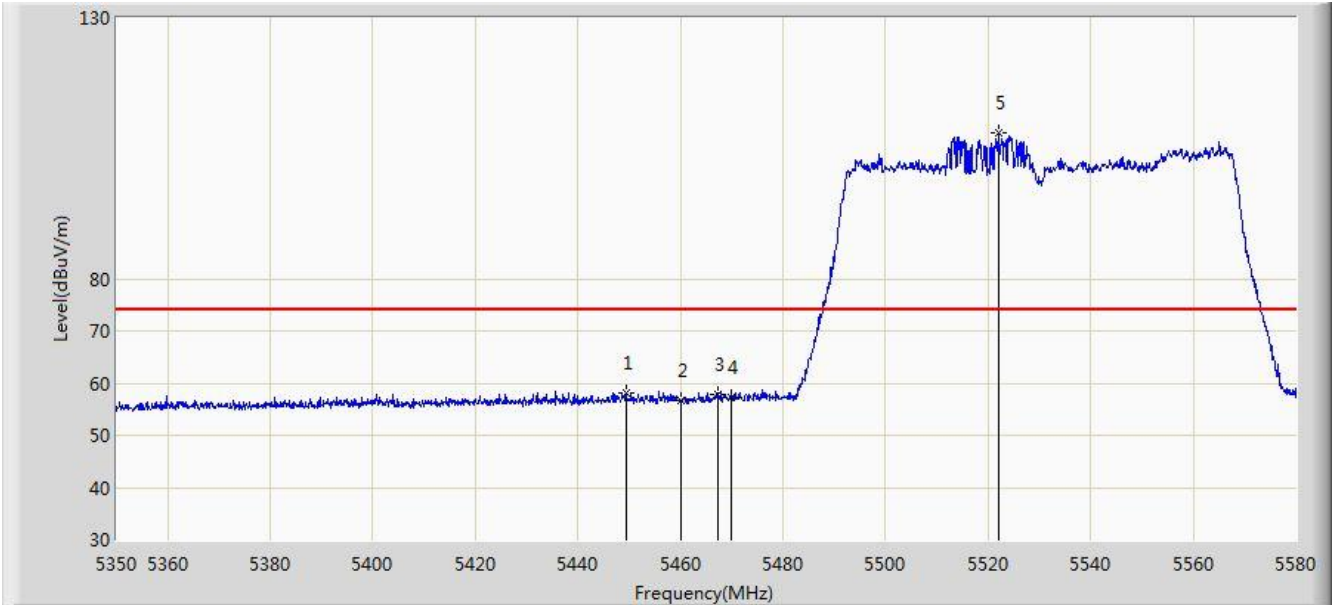
No	Flag	Mark	Frequency (MHz)	Measure Level (dBuV/m)	Reading Level (dBuV)	Over Limit (dB)	Limit (dBuV/m)	Factor (dB)	Type
1		*	5303.070	90.763	86.946	N/A	N/A	3.817	AV
2			5350.000	44.375	40.470	-9.625	54.000	3.904	AV

Note: Measure Level (dBμV/m) = Reading Level (dBμV) + Factor (dB)

Factor (dB) = Cable Loss (dB) + Antenna Factor (dB/m) - Pre\_Amplifier Gain (dB)



Site: AC1	Time: 2017/09/08 - 01:33
Limit: FCC_Part15.209_RE(3m)	Engineer: Kevin Ker
Probe: BBHA9120D_1GHz_18GHz	Polarity: Horizontal
EUT: ACCESS POINT	Power: POE (DC 57V)
Test Mode: Transmit by 802.11ac-VHT80 at Channel 5530MHz Ant 0 + 1 + 2 + 3 (Beam-Forming Mode)	



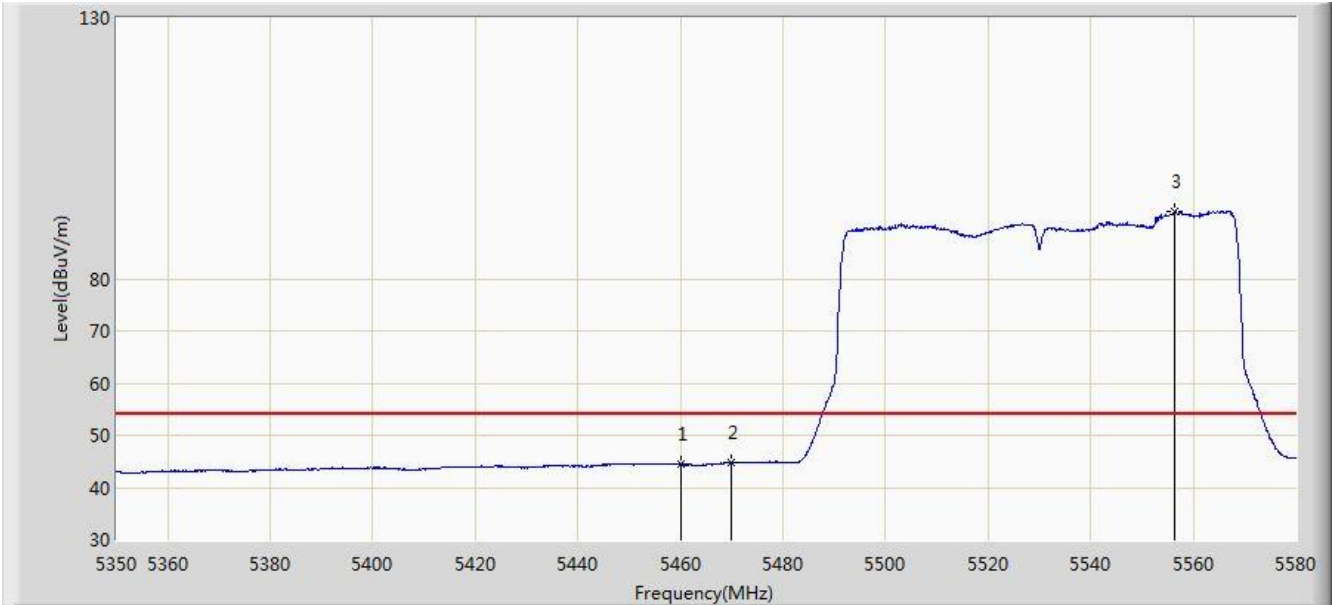
No	Flag	Mark	Frequency (MHz)	Measure Level (dBuV/m)	Reading Level (dBuV)	Over Limit (dB)	Limit (dBuV/m)	Factor (dB)	Type
1			5449.360	58.010	53.857	-15.990	74.000	4.152	PK
2			5460.000	56.662	52.482	-17.338	74.000	4.180	PK
3			5467.300	57.926	53.730	-16.074	74.000	4.196	PK
4			5470.000	57.210	53.008	-16.790	74.000	4.202	PK
5		*	5522.155	107.849	103.511	N/A	N/A	4.338	PK

Note: Measure Level (dBμV/m) = Reading Level (dBμV) + Factor (dB)

Factor (dB) = Cable Loss (dB) + Antenna Factor (dB/m) - Pre\_Amplifier Gain (dB)



Site: AC1	Time: 2017/09/08 - 01:37
Limit: FCC_Part15.209_RE(3m)	Engineer: Kevin Ker
Probe: BBHA9120D_1GHz_18GHz	Polarity: Horizontal
EUT: ACCESS POINT	Power: POE (DC 57V)
Test Mode: Transmit by 802.11ac-VHT80 at Channel 5530MHz Ant 0 + 1 + 2 + 3 (Beam-Forming Mode)	



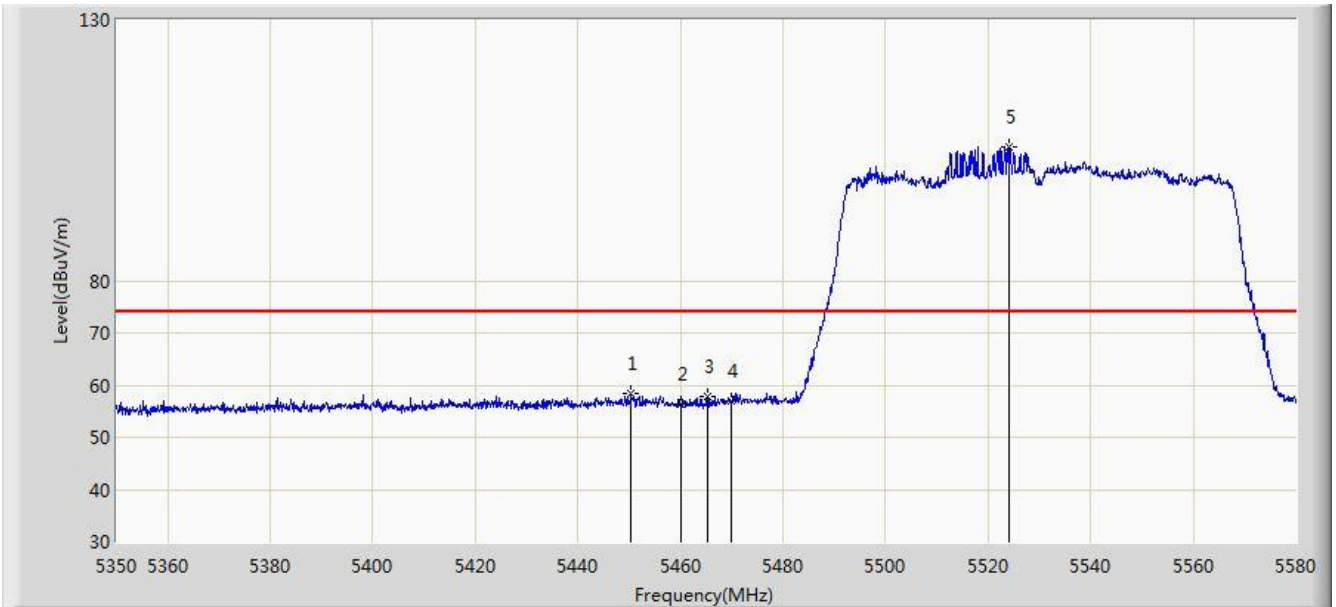
No	Flag	Mark	Frequency (MHz)	Measure Level (dBuV/m)	Reading Level (dBuV)	Over Limit (dB)	Limit (dBuV/m)	Factor (dB)	Type
1			5460.000	44.353	40.173	-9.647	54.000	4.180	AV
2			5470.000	44.681	40.479	-9.319	54.000	4.202	AV
3		*	5556.425	92.897	88.462	N/A	N/A	4.435	AV

Note: Measure Level (dBμV/m) = Reading Level (dBμV) + Factor (dB)

Factor (dB) = Cable Loss (dB) + Antenna Factor (dB/m) - Pre\_Amplifier Gain (dB)



Site: AC1	Time: 2017/09/08 - 01:39
Limit: FCC_Part15.209_RE(3m)	Engineer: Kevin Ker
Probe: BBHA9120D_1GHz_18GHz	Polarity: Vertical
EUT: ACCESS POINT	Power: POE (DC 57V)
Test Mode: Transmit by 802.11ac-VHT80 at Channel 5530MHz Ant 0 + 1 + 2 + 3 (Beam-Forming Mode)	



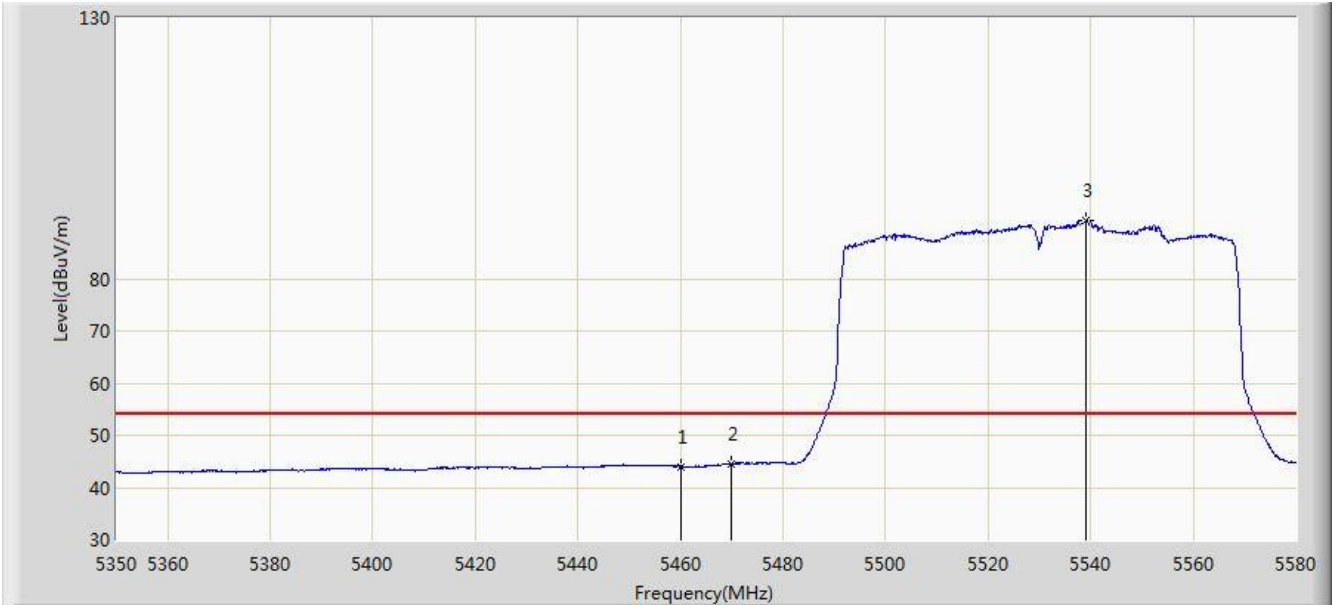
No	Flag	Mark	Frequency (MHz)	Measure Level (dBuV/m)	Reading Level (dBuV)	Over Limit (dB)	Limit (dBuV/m)	Factor (dB)	Type
1			5450.395	58.504	54.348	-15.496	74.000	4.157	PK
2			5460.000	56.359	52.179	-17.641	74.000	4.180	PK
3			5465.230	57.806	53.614	-16.194	74.000	4.191	PK
4			5470.000	56.888	52.686	-17.112	74.000	4.202	PK
5		*	5524.225	105.627	101.283	N/A	N/A	4.344	PK

Note: Measure Level (dBμV/m) = Reading Level (dBμV) + Factor (dB)

Factor (dB) = Cable Loss (dB) + Antenna Factor (dB/m) - Pre\_Amplifier Gain (dB)



Site: AC1	Time: 2017/09/08 - 01:40
Limit: FCC_Part15.209_RE(3m)	Engineer: Kevin Ker
Probe: BBHA9120D_1GHz_18GHz	Polarity: Vertical
EUT: ACCESS POINT	Power: POE (DC 57V)
Test Mode: Transmit by 802.11ac-VHT80 at Channel 5530MHz Ant 0 + 1 + 2 + 3 (Beam-Forming Mode)	



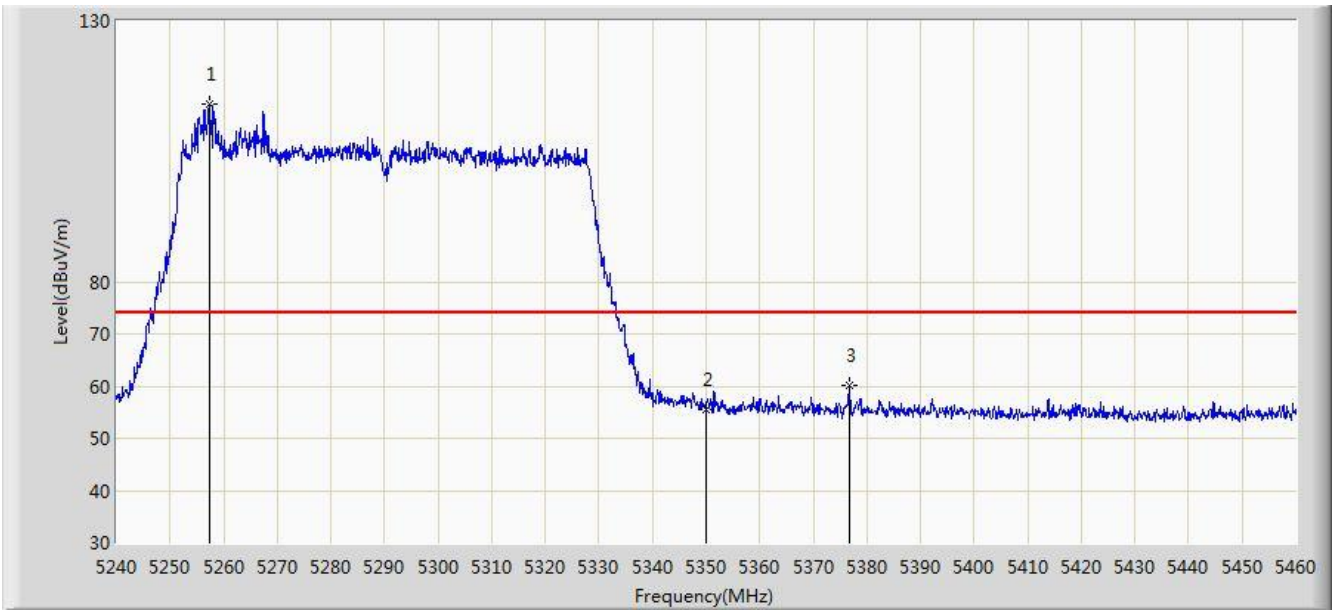
No	Flag	Mark	Frequency (MHz)	Measure Level (dBuV/m)	Reading Level (dBuV)	Over Limit (dB)	Limit (dBuV/m)	Factor (dB)	Type
1			5460.000	44.030	39.850	-9.970	54.000	4.180	AV
2			5470.000	44.541	40.339	-9.459	54.000	4.202	AV
3		*	5539.060	91.099	86.710	N/A	N/A	4.389	AV

Note: Measure Level (dBμV/m) = Reading Level (dBμV) + Factor (dB)

Factor (dB) = Cable Loss (dB) + Antenna Factor (dB/m) - Pre\_Amplifier Gain (dB)



Site: AC1	Time: 2017/09/28 - 11:23
Limit: FCC_Part15.209_RE(3m)	Engineer: Kevin Ker
Probe: BBHA9120D_1GHz_18GHz	Polarity: Horizontal
EUT: ACCESS POINT	Power: POE (DC 57V)
Test Mode: Transmit by 802.11ac-VHT80+80 at Channel 5290MHz Ant 0 + 1 / Ant 0 + 1 + 2 + 3 (Beam-Forming Mode)	



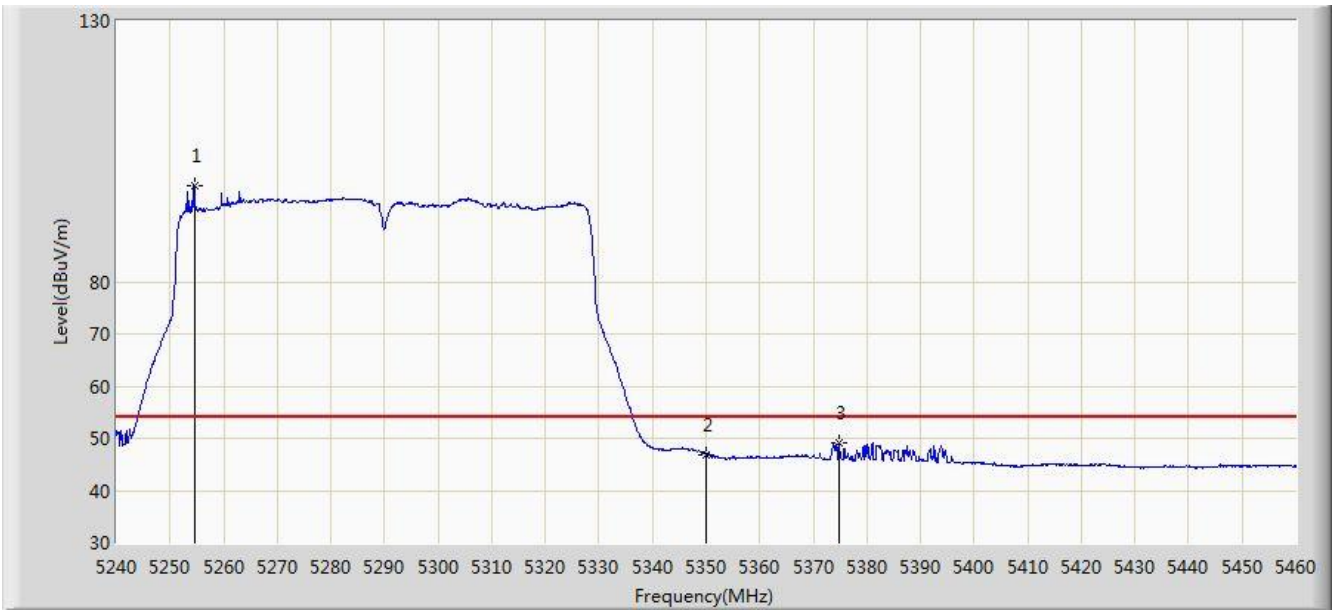
No	Flag	Mark	Frequency (MHz)	Measure Level (dBuV/m)	Reading Level (dBuV)	Over Limit (dB)	Limit (dBuV/m)	Factor (dB)	Type
1		*	5257.270	114.139	110.294	N/A	N/A	3.844	PK
2			5350.000	55.566	51.661	-18.434	74.000	3.904	PK
3			5376.620	60.215	56.262	-13.785	74.000	3.954	PK

Note: Measure Level (dBμV/m) = Reading Level (dBμV) + Factor (dB)

Factor (dB) = Cable Loss (dB) + Antenna Factor (dB/m) - Pre\_Amplifier Gain (dB)



Site: AC1	Time: 2017/09/28 - 11:30
Limit: FCC_Part15.209_RE(3m)	Engineer: Kevin Ker
Probe: BBHA9120D_1GHz_18GHz	Polarity: Horizontal
EUT: ACCESS POINT	Power: POE (DC 57V)
Test Mode: Transmit by 802.11ac-VHT80+80 at Channel 5290MHz Ant 0 + 1 / Ant 0 + 1 + 2 + 3 (Beam-Forming Mode)	



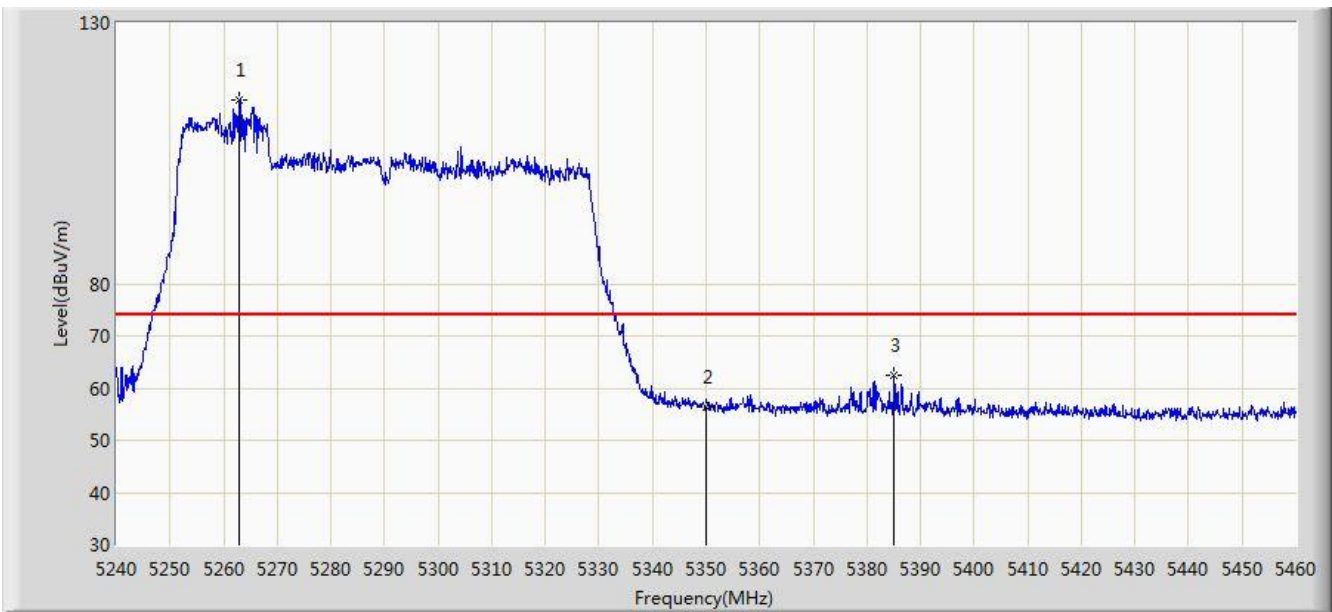
No	Flag	Mark	Frequency (MHz)	Measure Level (dBuV/m)	Reading Level (dBuV)	Over Limit (dB)	Limit (dBuV/m)	Factor (dB)	Type
1		*	5254.630	98.507	94.660	N/A	N/A	3.847	AV
2			5350.000	46.808	42.903	-7.192	54.000	3.904	AV
3			5374.750	49.208	45.258	-4.792	54.000	3.949	AV

Note: Measure Level (dBμV/m) = Reading Level (dBμV) + Factor (dB)

Factor (dB) = Cable Loss (dB) + Antenna Factor (dB/m) - Pre\_Amplifier Gain (dB)



Site: AC1	Time: 2017/09/28 - 11:32
Limit: FCC_Part15.209_RE(3m)	Engineer: Kevin Ker
Probe: BBHA9120D_1GHz_18GHz	Polarity: Vertical
EUT: ACCESS POINT	Power: POE (DC 57V)
Test Mode: Transmit by 802.11ac-VHT80+80 at Channel 5290MHz Ant 0 + 1 / Ant 0 + 1 + 2 + 3 (Beam-Forming Mode)	



No	Flag	Mark	Frequency (MHz)	Measure Level (dBuV/m)	Reading Level (dBuV)	Over Limit (dB)	Limit (dBuV/m)	Factor (dB)	Type
1		*	5262.990	115.097	111.257	N/A	N/A	3.841	PK
2			5350.000	56.516	52.611	-17.484	74.000	3.904	PK
3			5385.090	62.483	58.514	-11.517	74.000	3.969	PK

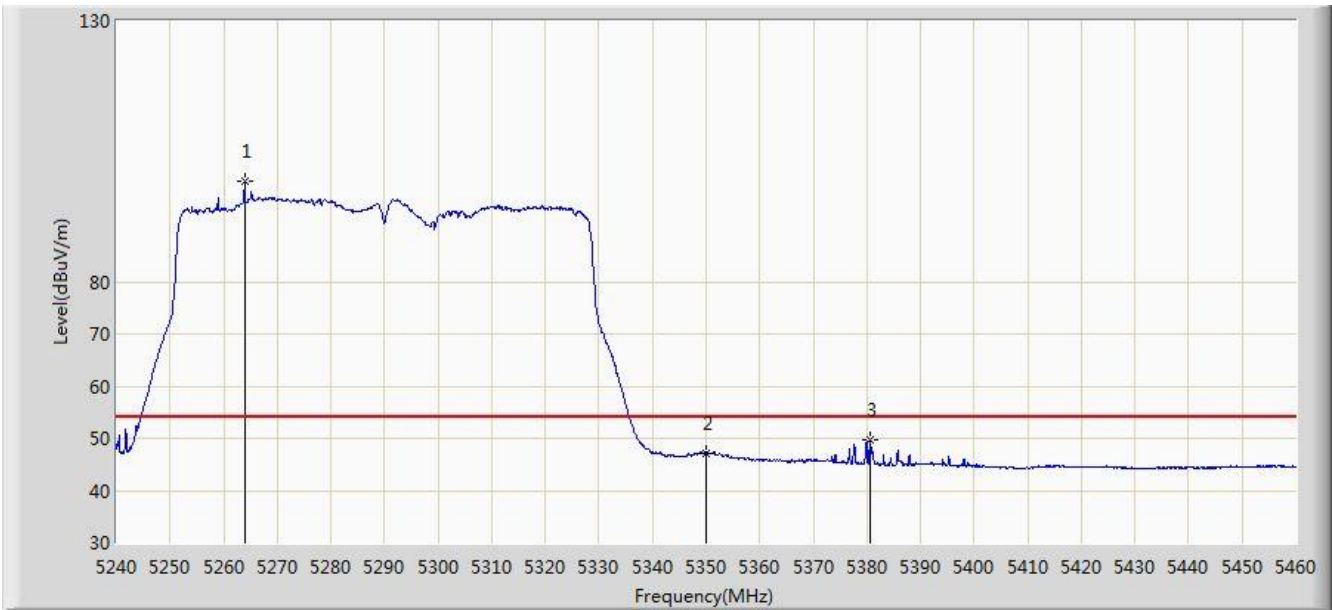
Note: Measure Level (dBμV/m) = Reading Level (dBμV) + Factor (dB)

Factor (dB) = Cable Loss (dB) + Antenna Factor (dB/m) - Pre\_Amplifier Gain (dB)





Site: AC1	Time: 2017/09/28 - 11:34
Limit: FCC_Part15.209_RE(3m)	Engineer: Kevin Ker
Probe: BBHA9120D_1GHz_18GHz	Polarity: Vertical
EUT: ACCESS POINT	Power: POE (DC 57V)
Test Mode: Transmit by 802.11ac-VHT80+80 at Channel 5290MHz Ant 0 + 1 / Ant 0 + 1 + 2 + 3 (Beam-Forming Mode)	



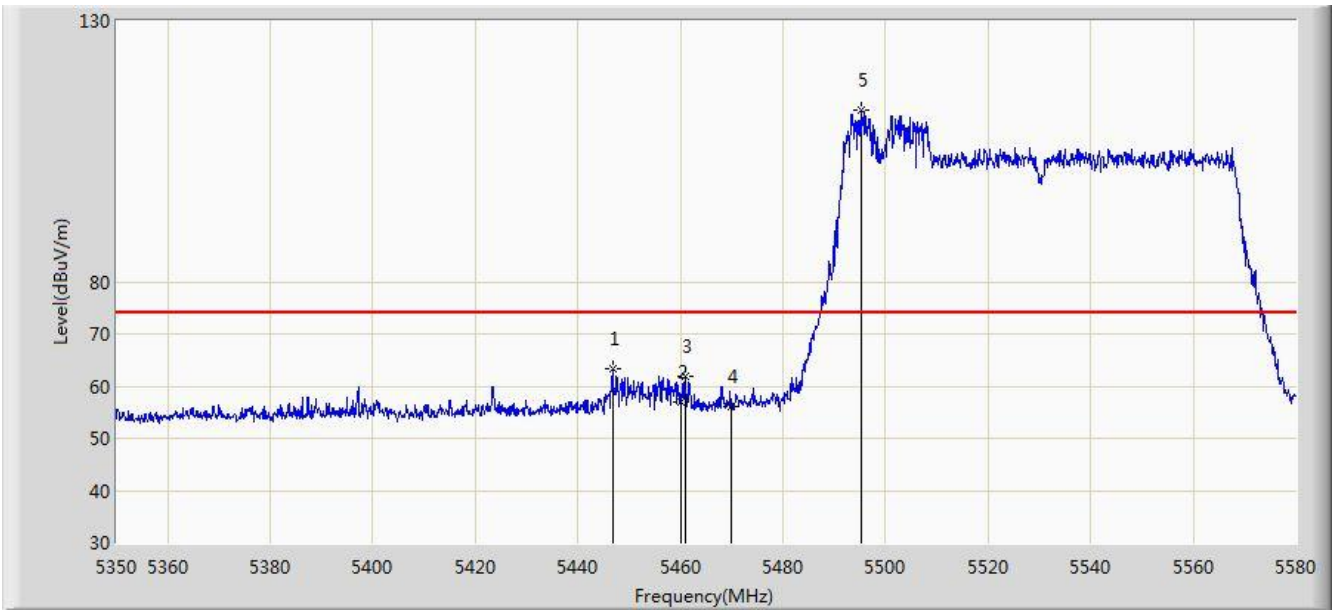
No	Flag	Mark	Frequency (MHz)	Measure Level (dBuV/m)	Reading Level (dBuV)	Over Limit (dB)	Limit (dBuV/m)	Factor (dB)	Type
1		*	5263.870	99.201	95.361	N/A	N/A	3.840	AV
2			5350.000	47.141	43.236	-6.859	54.000	3.904	AV
3			5380.690	49.630	45.669	-4.370	54.000	3.960	AV

Note: Measure Level (dBμV/m) = Reading Level (dBμV) + Factor (dB)

Factor (dB) = Cable Loss (dB) + Antenna Factor (dB/m) - Pre\_Amplifier Gain (dB)



Site: AC1	Time: 2017/09/28 - 11:35
Limit: FCC_Part15.209_RE(3m)	Engineer: Kevin Ker
Probe: BBHA9120D_1GHz_18GHz	Polarity: Horizontal
EUT: ACCESS POINT	Power: POE (DC 57V)
Test Mode: Transmit by 802.11ac-VHT80+80 at Channel 5530MHz Ant 0 + 1 / Ant 0 + 1 + 2 + 3 (Beam-Forming Mode)	



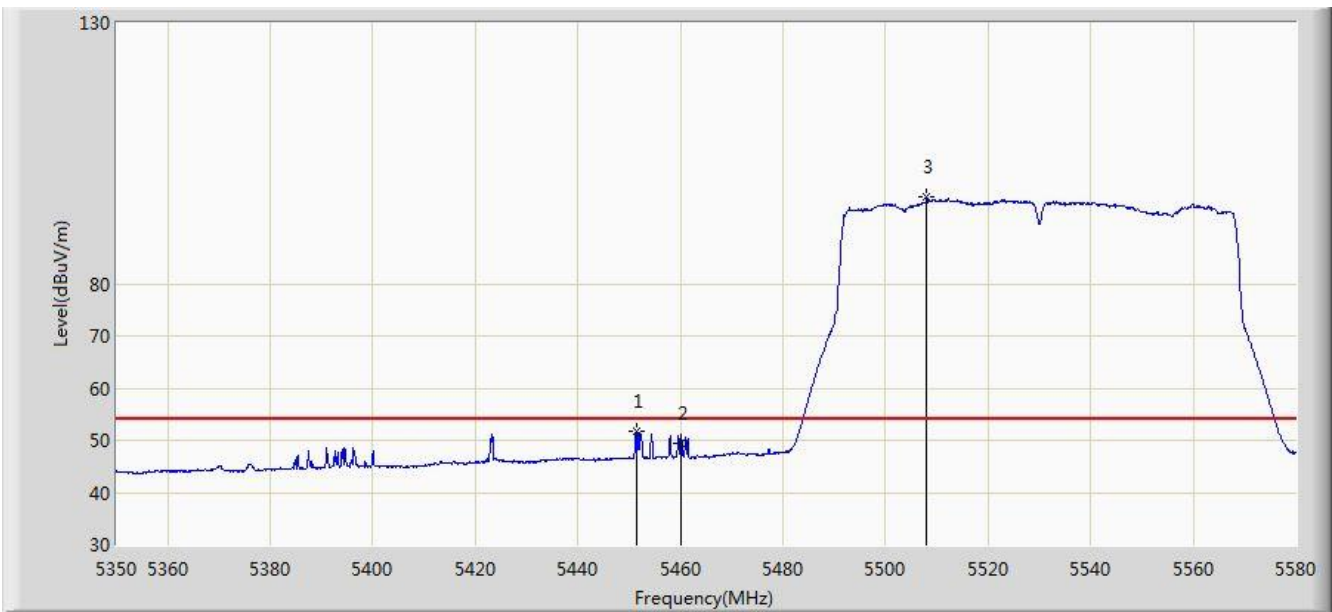
No	Flag	Mark	Frequency (MHz)	Measure Level (dBuV/m)	Reading Level (dBuV)	Over Limit (dB)	Limit (dBuV/m)	Factor (dB)	Type
1			5446.715	63.432	59.288	-10.568	74.000	4.144	PK
2			5460.000	56.954	52.774	-17.046	74.000	4.180	PK
3			5460.975	61.844	57.662	-12.156	74.000	4.183	PK
4			5470.000	56.006	51.804	-17.994	74.000	4.202	PK
5		*	5495.245	112.761	108.501	N/A	N/A	4.259	PK

Note: Measure Level (dBμV/m) = Reading Level (dBμV) + Factor (dB)

Factor (dB) = Cable Loss (dB) + Antenna Factor (dB/m) - Pre\_Amplifier Gain (dB)



Site: AC1	Time: 2017/09/28 - 11:39
Limit: FCC_Part15.209_RE(3m)	Engineer: Kevin Ker
Probe: BBHA9120D_1GHz_18GHz	Polarity: Horizontal
EUT: ACCESS POINT	Power: POE (DC 57V)
Test Mode: Transmit by 802.11ac-VHT80+80 at Channel 5530MHz Ant 0 + 1 / Ant 0 + 1 + 2 + 3 (Beam-Forming Mode)	



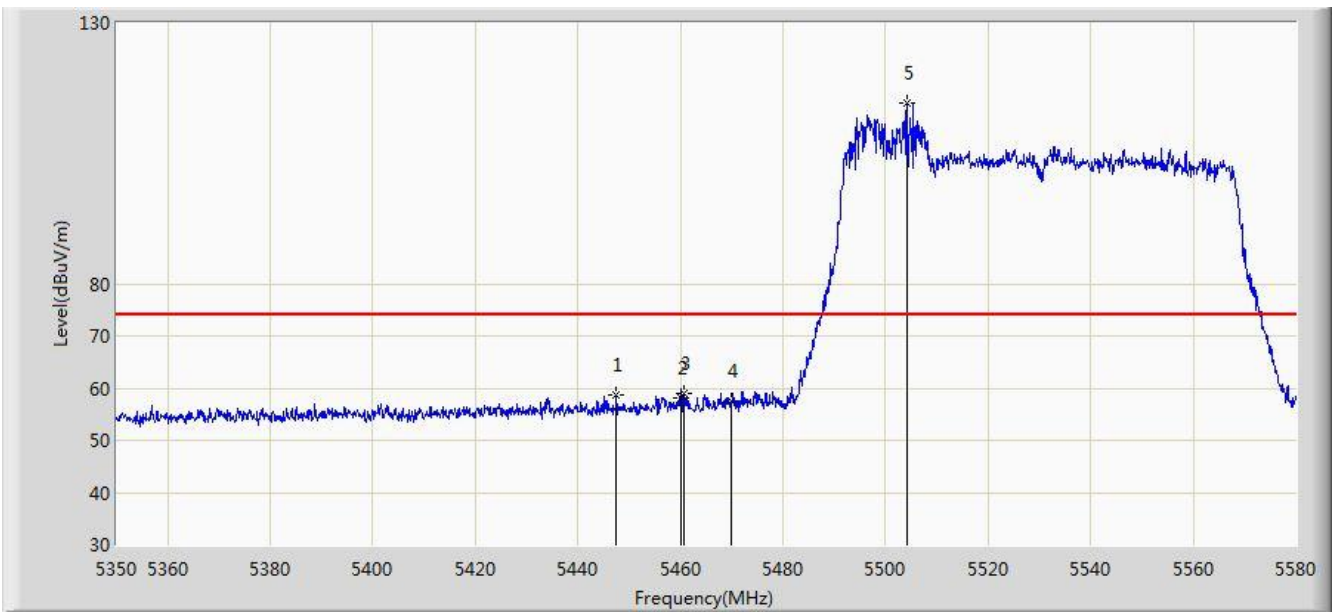
No	Flag	Mark	Frequency (MHz)	Measure Level (dBuV/m)	Reading Level (dBuV)	Over Limit (dB)	Limit (dBuV/m)	Factor (dB)	Type
1			5451.315	51.596	47.437	-2.404	54.000	4.159	AV
2			5460.000	49.334	45.154	-4.666	54.000	4.180	AV
3		*	5508.010	96.794	92.499	N/A	N/A	4.295	AV

Note: Measure Level (dBμV/m) = Reading Level (dBμV) + Factor (dB)

Factor (dB) = Cable Loss (dB) + Antenna Factor (dB/m) - Pre\_Amplifier Gain (dB)



Site: AC1	Time: 2017/09/28 - 11:41
Limit: FCC_Part15.209_RE(3m)	Engineer: Kevin Ker
Probe: BBHA9120D_1GHz_18GHz	Polarity: Vertical
EUT: ACCESS POINT	Power: POE (DC 57V)
Test Mode: Transmit by 802.11ac-VHT80+80 at Channel 5530MHz Ant 0 + 1 / Ant 0 + 1 + 2 + 3 (Beam-Forming Mode)	



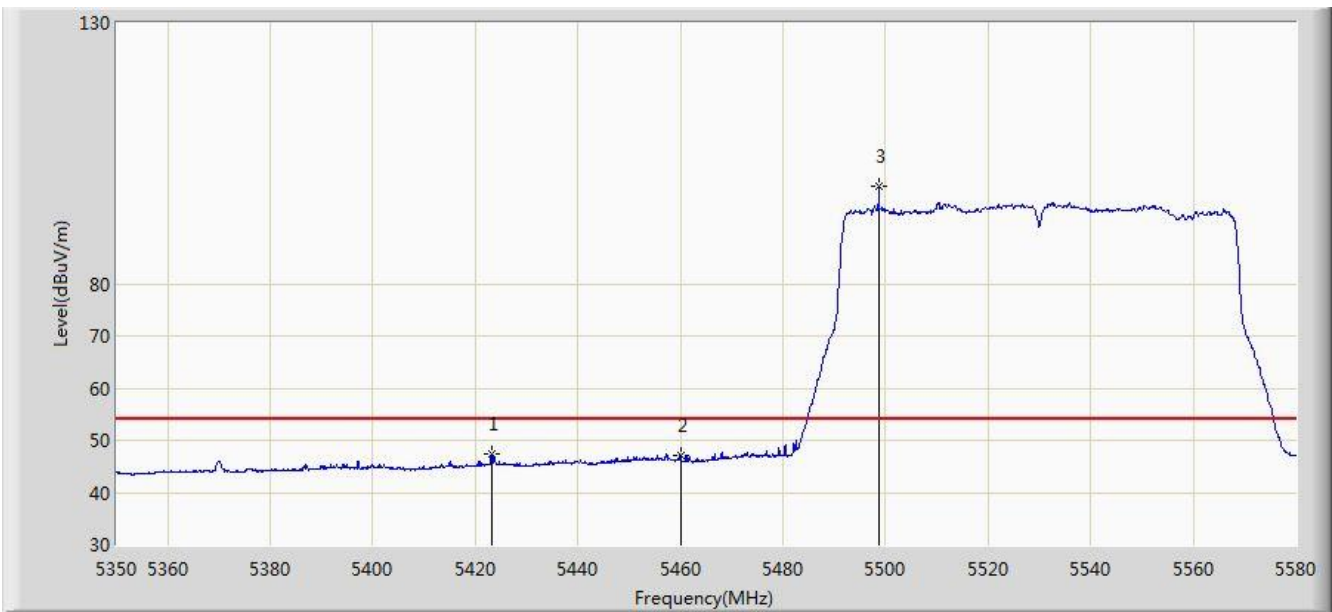
No	Flag	Mark	Frequency (MHz)	Measure Level (dBuV/m)	Reading Level (dBuV)	Over Limit (dB)	Limit (dBuV/m)	Factor (dB)	Type
1			5447.405	58.785	54.638	-15.215	74.000	4.146	PK
2			5460.000	58.245	54.065	-15.755	74.000	4.180	PK
3			5460.745	59.115	54.933	-14.885	74.000	4.182	PK
4			5470.000	57.395	53.193	-16.605	74.000	4.202	PK
5		*	5504.100	114.558	110.274	N/A	N/A	4.284	PK

Note: Measure Level (dBμV/m) = Reading Level (dBμV) + Factor (dB)

Factor (dB) = Cable Loss (dB) + Antenna Factor (dB/m) - Pre\_Amplifier Gain (dB)



Site: AC1	Time: 2017/09/28 - 11:44
Limit: FCC_Part15.209_RE(3m)	Engineer: Kevin Ker
Probe: BBHA9120D_1GHz_18GHz	Polarity: Vertical
EUT: ACCESS POINT	Power: POE (DC 57V)
Test Mode: Transmit by 802.11ac-VHT80+80 at Channel 5530MHz Ant 0 + 1 / Ant 0 + 1 + 2 + 3 (Beam-Forming Mode)	



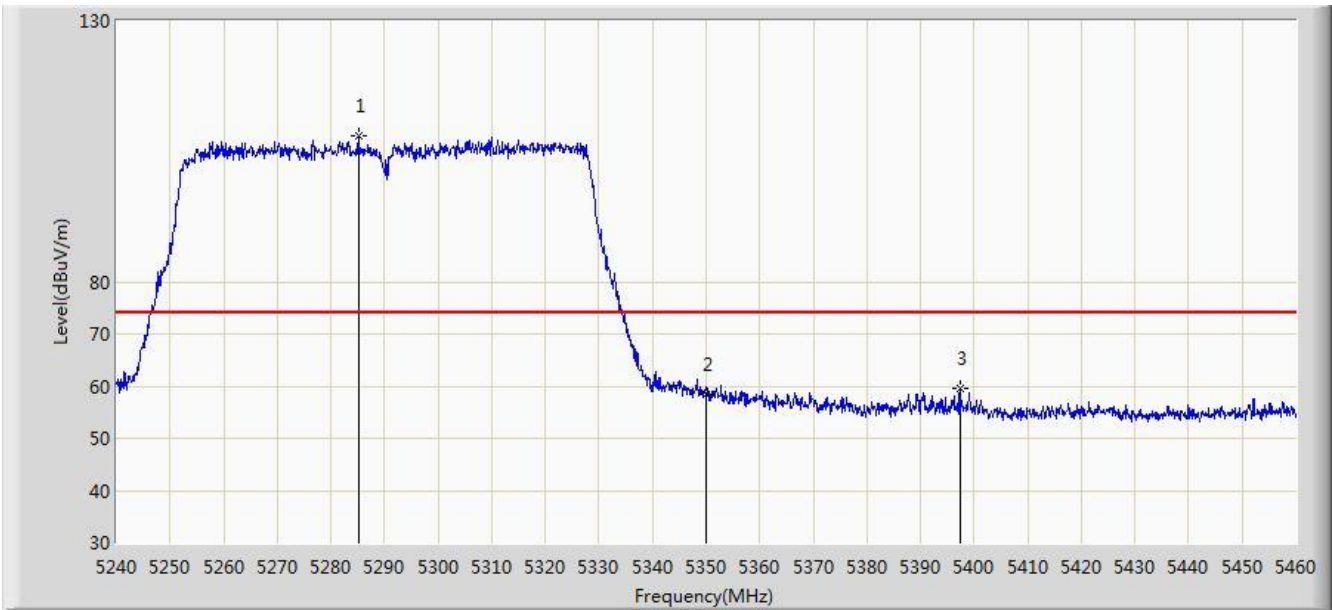
No	Flag	Mark	Frequency (MHz)	Measure Level (dBuV/m)	Reading Level (dBuV)	Over Limit (dB)	Limit (dBuV/m)	Factor (dB)	Type
1			5423.140	47.312	43.241	-6.688	54.000	4.071	AV
2			5460.000	47.028	42.848	-6.972	54.000	4.180	AV
3		*	5498.695	98.721	94.453	N/A	N/A	4.268	AV

Note: Measure Level (dB $\mu$ V/m) = Reading Level (dB $\mu$ V) + Factor (dB)

Factor (dB) = Cable Loss (dB) + Antenna Factor (dB/m) - Pre\_Amplifier Gain (dB)



Site: AC1	Time: 2017/09/28 - 13:18
Limit: FCC_Part15.209_RE(3m)	Engineer: Kevin Ker
Probe: BBHA9120D_1GHz_18GHz	Polarity: Horizontal
EUT: ACCESS POINT	Power: POE (DC 57V)
Test Mode: Transmit by 802.11ac-VHT80+80 at Channel 5290MHz Ant 2 + 3 / Ant 0 + 1 + 2 + 3 (Beam-Forming Mode)	



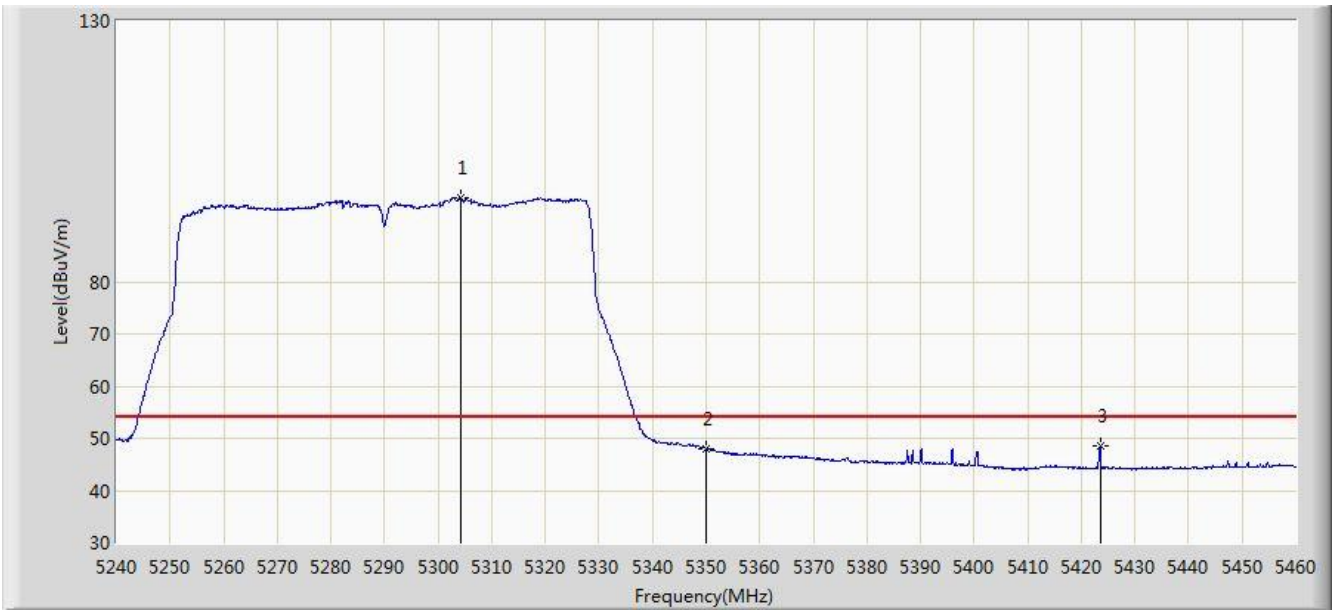
No	Flag	Mark	Frequency (MHz)	Measure Level (dBuV/m)	Reading Level (dBuV)	Over Limit (dB)	Limit (dBuV/m)	Factor (dB)	Type
1		*	5285.100	107.961	104.138	N/A	N/A	3.823	PK
2			5350.000	58.464	54.559	-15.536	74.000	3.904	PK
3			5397.300	59.521	55.527	-14.479	74.000	3.994	PK

Note: Measure Level (dBμV/m) = Reading Level (dBμV) + Factor (dB)

Factor (dB) = Cable Loss (dB) + Antenna Factor (dB/m) - Pre\_Amplifier Gain (dB)



Site: AC1	Time: 2017/09/28 - 13:28
Limit: FCC_Part15.209_RE(3m)	Engineer: Kevin Ker
Probe: BBHA9120D_1GHz_18GHz	Polarity: Horizontal
EUT: ACCESS POINT	Power: POE (DC 57V)
Test Mode: Transmit by 802.11ac-VHT80+80 at Channel5290MHz Ant 2 + 3 / Ant 0 + 1 + 2 + 3 (Beam-Forming Mode)	



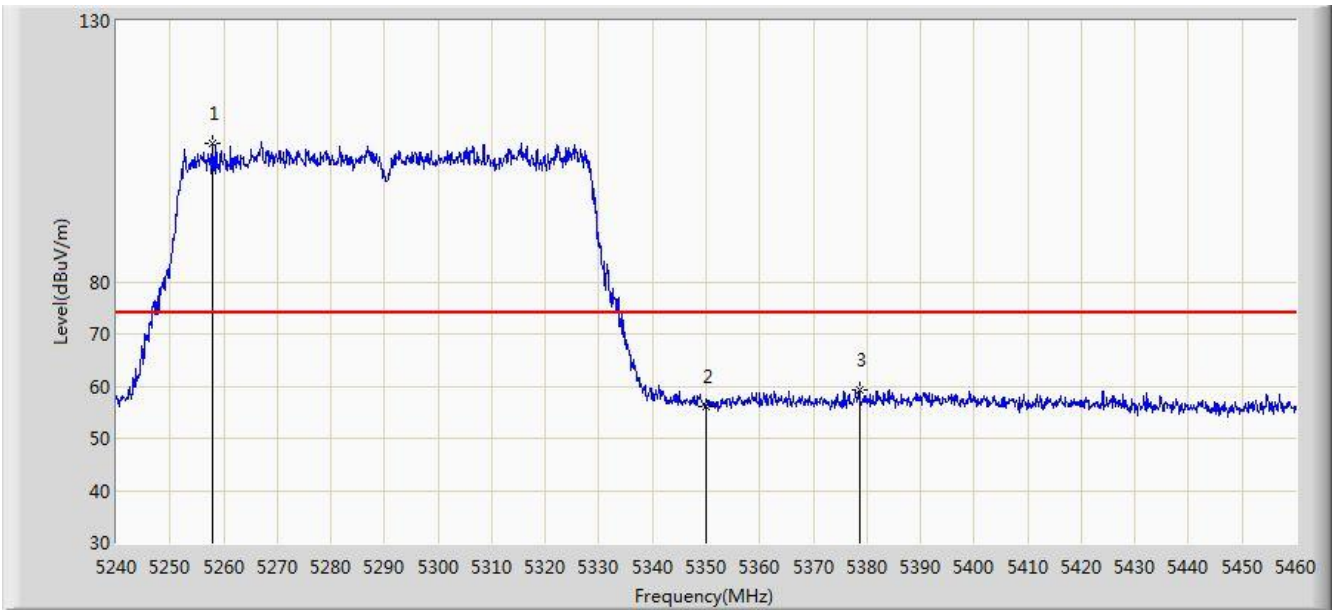
No	Flag	Mark	Frequency (MHz)	Measure Level (dBuV/m)	Reading Level (dBuV)	Over Limit (dB)	Limit (dBuV/m)	Factor (dB)	Type
1		*	5304.240	96.035	92.216	N/A	N/A	3.819	AV
2			5350.000	48.108	44.203	-5.892	54.000	3.904	AV
3			5423.480	48.514	44.442	-5.486	54.000	4.072	AV

Note: Measure Level (dBμV/m) = Reading Level (dBμV) + Factor (dB)

Factor (dB) = Cable Loss (dB) + Antenna Factor (dB/m) - Pre\_Amplifier Gain (dB)



Site: AC1	Time: 2017/09/28 - 13:29
Limit: FCC_Part15.209_RE(3m)	Engineer: Kevin Ker
Probe: BBHA9120D_1GHz_18GHz	Polarity: Vertical
EUT: ACCESS POINT	Power: POE (DC 57V)
Test Mode: Transmit by 802.11ac-VHT80+80 at Channel 5290MHz Ant 2 + 3 / Ant 0 + 1 + 2 + 3 (Beam-Forming Mode)	



No	Flag	Mark	Frequency (MHz)	Measure Level (dBuV/m)	Reading Level (dBuV)	Over Limit (dB)	Limit (dBuV/m)	Factor (dB)	Type
1		*	5258.040	106.575	102.731	N/A	N/A	3.845	PK
2			5350.000	56.178	52.273	-17.822	74.000	3.904	PK
3			5378.600	59.378	55.421	-14.622	74.000	3.957	PK

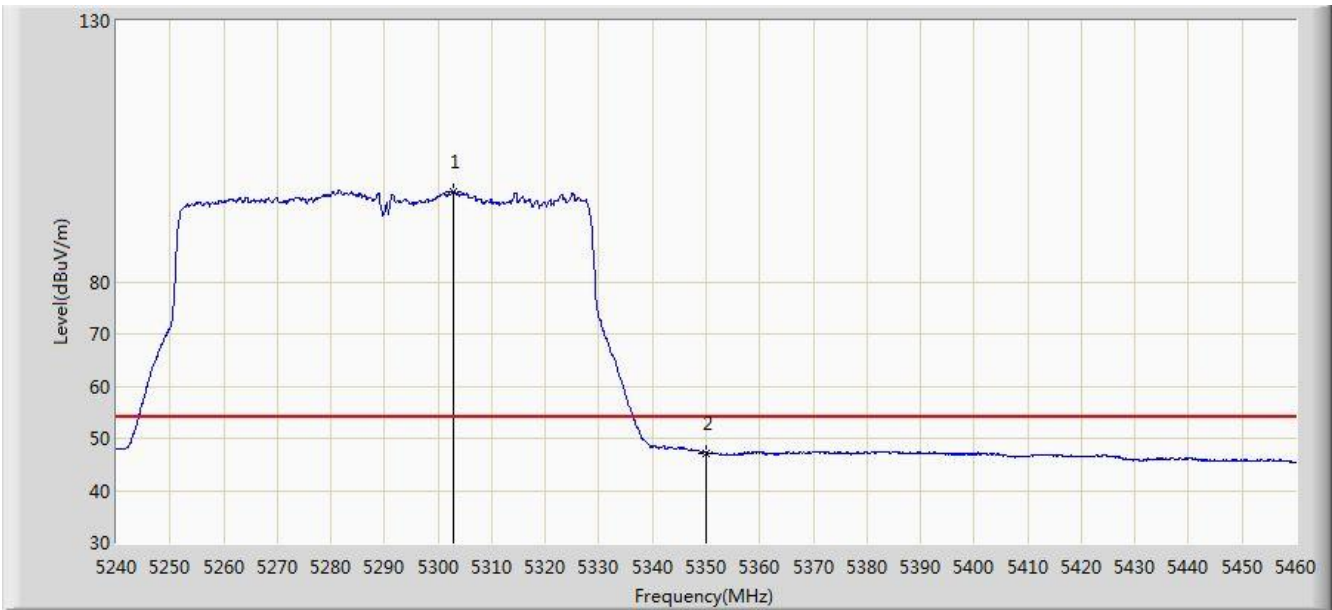
Note: Measure Level (dBμV/m) = Reading Level (dBμV) + Factor (dB)

Factor (dB) = Cable Loss (dB) + Antenna Factor (dB/m) - Pre\_Amplifier Gain (dB)





Site: AC1	Time: 2017/09/28 - 13:30
Limit: FCC_Part15.209_RE(3m)	Engineer: Kevin Ker
Probe: BBHA9120D_1GHz_18GHz	Polarity: Vertical
EUT: ACCESS POINT	Power: POE (DC 57V)
Test Mode: Transmit by 802.11ac-VHT80+80 at Channel 5290MHz Ant 2 + 3 / Ant 0 + 1 + 2 + 3 (Beam-Forming Mode)	



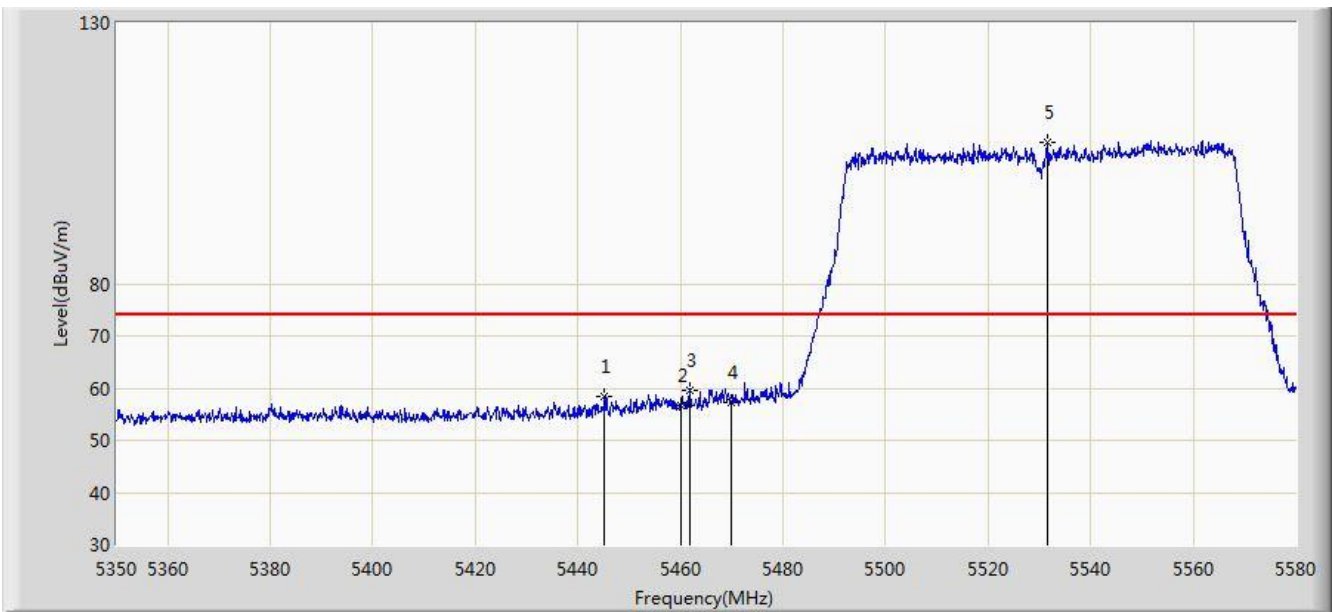
No	Flag	Mark	Frequency (MHz)	Measure Level (dBuV/m)	Reading Level (dBuV)	Over Limit (dB)	Limit (dBuV/m)	Factor (dB)	Type
1		*	5302.810	97.346	93.530	N/A	N/A	3.816	AV
2			5350.000	47.209	43.304	-6.791	54.000	3.904	AV

Note: Measure Level (dB $\mu$ V/m) = Reading Level (dB $\mu$ V) + Factor (dB)

Factor (dB) = Cable Loss (dB) + Antenna Factor (dB/m) - Pre\_Amplifier Gain (dB)



Site: AC1	Time: 2017/09/28 - 13:32
Limit: FCC_Part15.209_RE(3m)	Engineer: Kevin Ker
Probe: BBHA9120D_1GHz_18GHz	Polarity: Horizontal
EUT: ACCESS POINT	Power: POE (DC 57V)
Test Mode: Transmit by 802.11ac-VHT80+80 at Channel 5530MHz Ant 2 + 3 / Ant 0 + 1 + 2 + 3 (Beam-Forming Mode)	



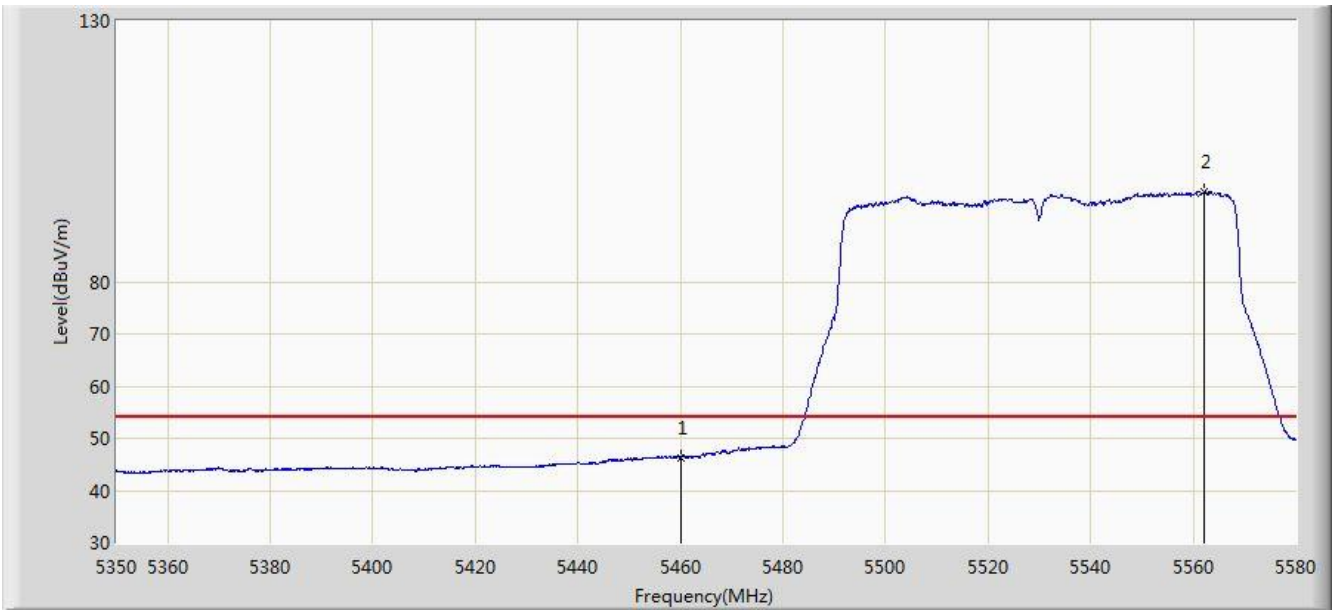
No	Flag	Mark	Frequency (MHz)	Measure Level (dBuV/m)	Reading Level (dBuV)	Over Limit (dB)	Limit (dBuV/m)	Factor (dB)	Type
1			5445.220	58.447	54.307	-15.553	74.000	4.140	PK
2			5460.000	56.737	52.557	-17.263	74.000	4.180	PK
3			5461.895	59.677	55.493	-14.323	74.000	4.185	PK
4			5470.000	57.206	53.004	-16.794	74.000	4.202	PK
5		*	5531.585	107.112	102.746	N/A	N/A	4.367	PK

Note: Measure Level (dBμV/m) = Reading Level (dBμV) + Factor (dB)

Factor (dB) = Cable Loss (dB) + Antenna Factor (dB/m) - Pre\_Amplifier Gain (dB)



Site: AC1	Time: 2017/09/28 - 13:35
Limit: FCC_Part15.209_RE(3m)	Engineer: Kevin Ker
Probe: BBHA9120D_1GHz_18GHz	Polarity: Horizontal
EUT: ACCESS POINT	Power: POE (DC 57V)
Test Mode: Transmit by 802.11ac-VHT80+80 at Channel 5530MHz Ant 2 + 3 / Ant 0 + 1 + 2 + 3 (Beam-Forming Mode)	



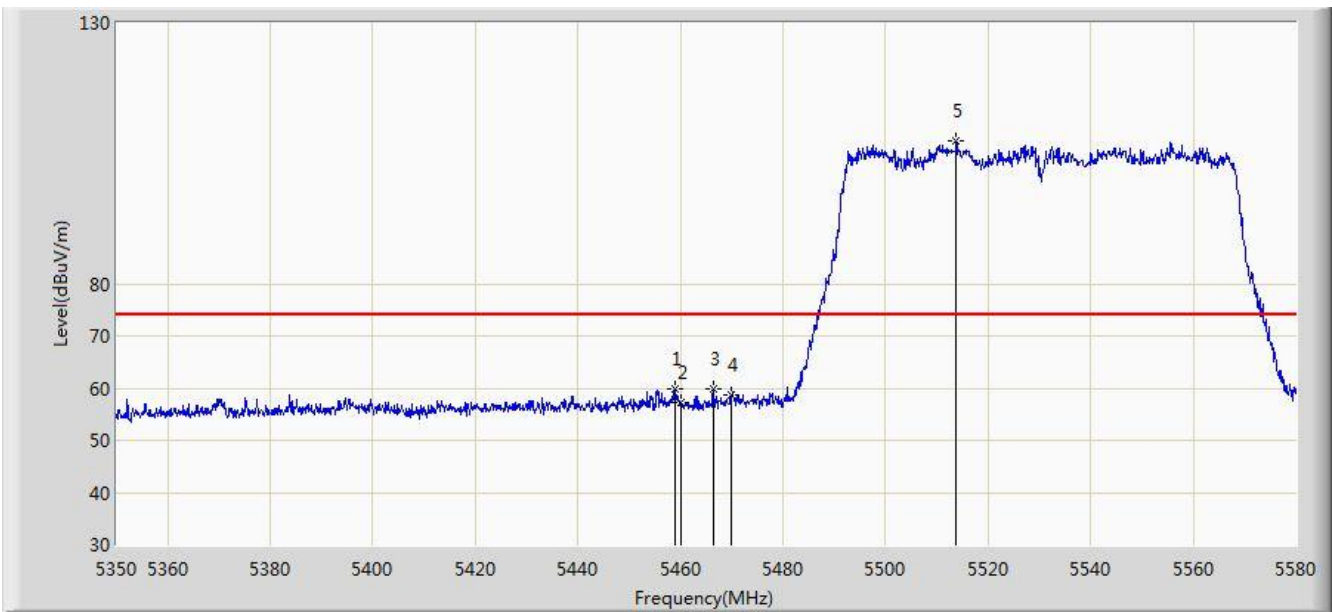
No	Flag	Mark	Frequency (MHz)	Measure Level (dBuV/m)	Reading Level (dBuV)	Over Limit (dB)	Limit (dBuV/m)	Factor (dB)	Type
1			5460.000	46.312	42.132	-7.688	54.000	4.180	AV
2		*	5562.175	97.313	92.867	N/A	N/A	4.447	AV

Note: Measure Level (dBμV/m) = Reading Level (dBμV) + Factor (dB)

Factor (dB) = Cable Loss (dB) + Antenna Factor (dB/m) - Pre\_Amplifier Gain (dB)



Site: AC1	Time: 2017/09/28 - 13:36
Limit: FCC_Part15.209_RE(3m)	Engineer: Kevin Ker
Probe: BBHA9120D_1GHz_18GHz	Polarity: Vertical
EUT: ACCESS POINT	Power: POE (DC 57V)
Test Mode: Transmit by 802.11ac-VHT80+80 at Channel 5530MHz Ant 2 + 3 / Ant 0 + 1 + 2 + 3 (Beam-Forming Mode)	



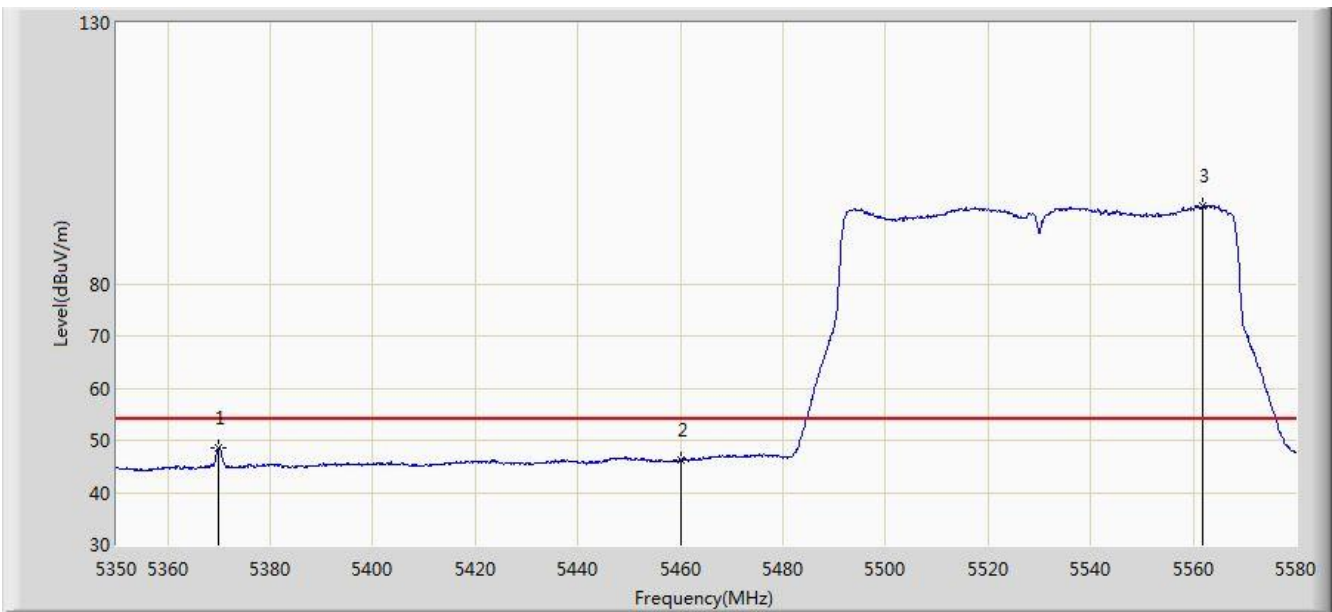
No	Flag	Mark	Frequency (MHz)	Measure Level (dBuV/m)	Reading Level (dBuV)	Over Limit (dB)	Limit (dBuV/m)	Factor (dB)	Type
1			5459.020	59.865	55.687	-14.135	74.000	4.178	PK
2			5460.000	57.188	53.008	-16.812	74.000	4.180	PK
3			5466.380	59.765	55.571	-14.235	74.000	4.194	PK
4			5470.000	58.584	54.382	-15.416	74.000	4.202	PK
5		*	5513.760	107.309	102.997	N/A	N/A	4.313	PK

Note: Measure Level (dBμV/m) = Reading Level (dBμV) + Factor (dB)

Factor (dB) = Cable Loss (dB) + Antenna Factor (dB/m) - Pre\_Amplifier Gain (dB)



Site: AC1	Time: 2017/09/28 - 13:38
Limit: FCC_Part15.209_RE(3m)	Engineer: Kevin Ker
Probe: BBHA9120D_1GHz_18GHz	Polarity: Vertical
EUT: ACCESS POINT	Power: POE (DC 57V)
Test Mode: Transmit by 802.11ac-VHT80+80 at Channel 5530MHz Ant 2 + 3 / Ant 0 + 1 + 2 + 3 (Beam-Forming Mode)	



No	Flag	Mark	Frequency (MHz)	Measure Level (dBuV/m)	Reading Level (dBuV)	Over Limit (dB)	Limit (dBuV/m)	Factor (dB)	Type
1			5369.895	48.531	44.590	-5.469	54.000	3.941	AV
2			5460.000	46.156	41.976	-7.844	54.000	4.180	AV
3		*	5561.945	94.807	90.361	N/A	N/A	4.446	AV

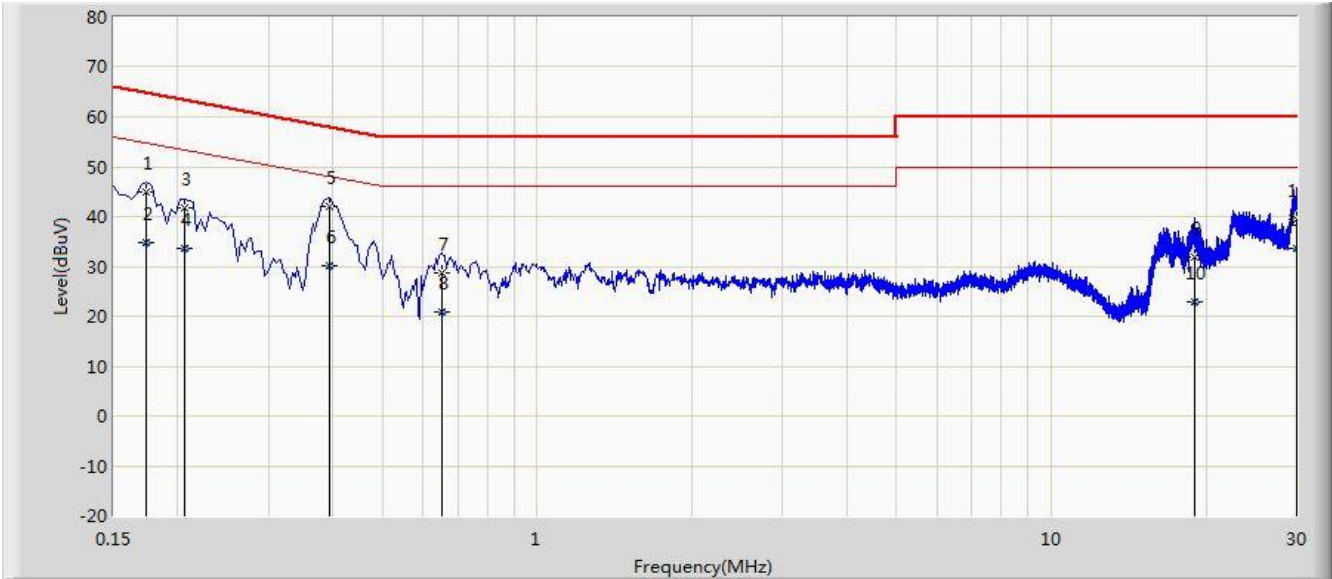
Note: Measure Level (dBμV/m) = Reading Level (dBμV) + Factor (dB)

Factor (dB) = Cable Loss (dB) + Antenna Factor (dB/m) - Pre\_Amplifier Gain (dB)



## 7. AC Conducted Emissions Measurement Test Result

Limit: FCC_Part15.207_CE	Engineer: Kevin Ker
Probe: ENV216_101683_Filter On	Polarity: Line
EUT: ACCESS POINT	Power: AC 120V/60Hz
Test Mode: Mode 4	



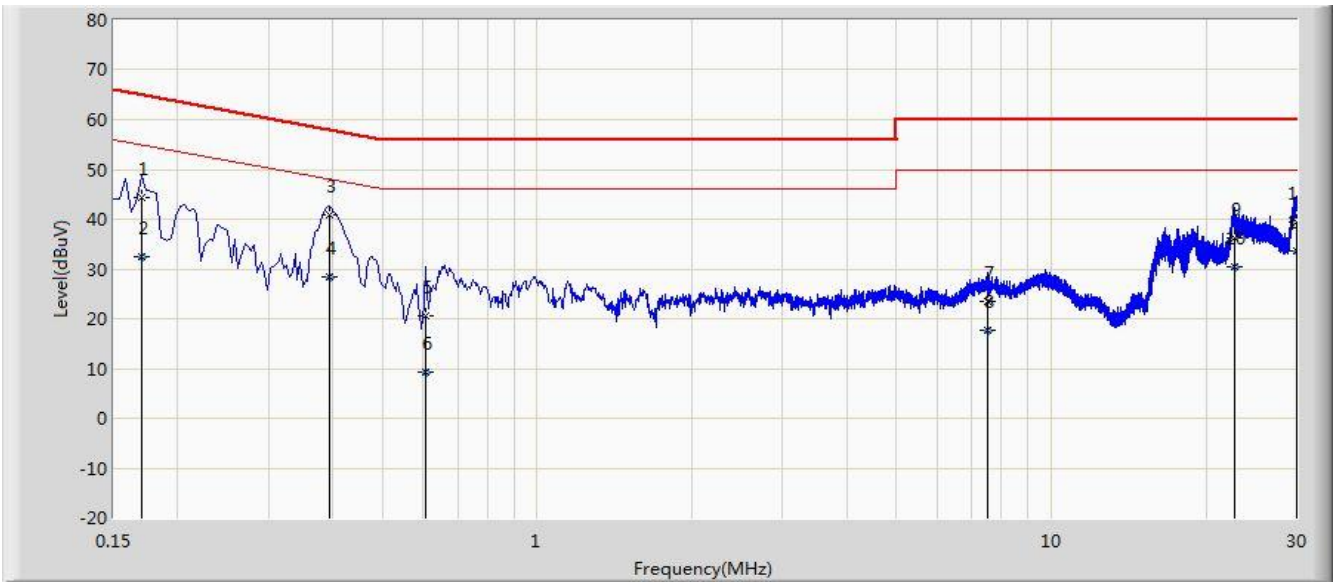
No	Flag	Mark	Frequency (MHz)	Measure Level (dBuV)	Reading Level (dBuV)	Margin (dB)	Limit (dBuV)	Factor (dB)	Type
1			0.174	44.837	34.769	-19.930	64.767	10.068	QP
2			0.174	34.876	24.808	-19.891	54.767	10.068	AV
3			0.206	41.611	31.630	-21.754	63.365	9.981	QP
4			0.206	33.574	23.593	-19.791	53.365	9.981	AV
5		*	0.394	42.125	32.045	-15.854	57.979	10.080	QP
6			0.394	30.091	20.011	-17.888	47.979	10.080	AV
7			0.654	28.755	18.668	-27.245	56.000	10.087	QP
8			0.654	20.741	10.654	-25.259	46.000	10.087	AV
9			18.946	31.998	21.884	-28.002	60.000	10.114	QP
10			18.946	22.928	12.813	-27.072	50.000	10.114	AV
11			29.950	39.492	29.222	-20.508	60.000	10.270	QP
12			29.950	33.756	23.486	-16.244	50.000	10.270	AV

Note: Measure Level (dB $\mu$ V) = Reading Level (dB $\mu$ V) + Factor (dB)

Factor (dB) = Cable Loss (dB) + LISN Factor (dB)



Site: SR2	Time: 2017/09/13 - 15:26
Limit: FCC_Part15.207_CE	Engineer: Kevin Ker
Probe: ENV216_101683_Filter On	Polarity: Neutral
EUT: ACCESS POINT	Power: AC 120V/60Hz
Test Mode: Mode 4	



No	Flag	Mark	Frequency (MHz)	Measure Level (dBuV)	Reading Level (dBuV)	Margin (dB)	Limit (dBuV)	Factor (dB)	Type
1			0.170	44.320	34.256	-20.640	64.960	10.064	QP
2			0.170	32.536	22.472	-22.424	54.960	10.064	AV
3			0.394	40.729	30.621	-17.250	57.979	10.108	QP
4			0.394	28.435	18.327	-19.544	47.979	10.108	AV
5			0.606	20.544	10.416	-35.456	56.000	10.128	QP
6			0.606	9.244	-0.884	-36.756	46.000	10.128	AV
7			7.530	23.493	13.310	-36.507	60.000	10.183	QP
8			7.530	17.545	7.362	-32.455	50.000	10.183	AV
9			22.646	36.297	26.059	-23.703	60.000	10.238	QP
10			22.646	30.464	20.227	-19.536	50.000	10.238	AV
11			30.000	39.373	28.933	-20.627	60.000	10.440	QP
12		*	30.000	33.541	23.101	-16.459	50.000	10.440	AV

Note: Measure Level (dBμV) = Reading Level (dBμV) + Factor (dB)

Factor (dB) = Cable Loss (dB) + LISN Factor (dB)

The End