



Annex F

WLAN 802.11a/n/ac Test Result

Model No.: APEX0377

1. 26dB Bandwidth Measurement

Product	ACCESS POINT	Temperature	24°C
Test Engineer	Kevin Ker	Relative Humidity	59%
Test Site	SR2	Test Date	2017/08/16

Test Mode	Data Rate/ MCS	Channel No.	Frequency (MHz)	26dB Bandwidth (MHz)	99% Bandwidth (MHz)
Ant 0 / Ant 0 + 1 + 2 + 3					
802.11a	6Mbps	52	5260	19.43	16.40
802.11a	6Mbps	60	5300	19.60	16.42
802.11a	6Mbps	64	5320	20.15	16.45
802.11a	6Mbps	100	5500	19.90	16.46
802.11a	6Mbps	120	5600	19.69	16.37
802.11a	6Mbps	140	5700	20.05	16.48
802.11a	6Mbps	144	5720	20.21	16.52
802.11n-HT20	MCS0	52	5260	20.45	17.58
802.11n-HT20	MCS0	60	5300	20.50	17.61
802.11n-HT20	MCS0	64	5320	20.83	17.61
802.11n-HT20	MCS0	100	5500	20.67	17.66
802.11n-HT20	MCS0	120	5600	20.28	17.53
802.11n-HT20	MCS0	140	5700	20.75	17.66
802.11n-HT20	MCS0	144	5720	20.83	17.62



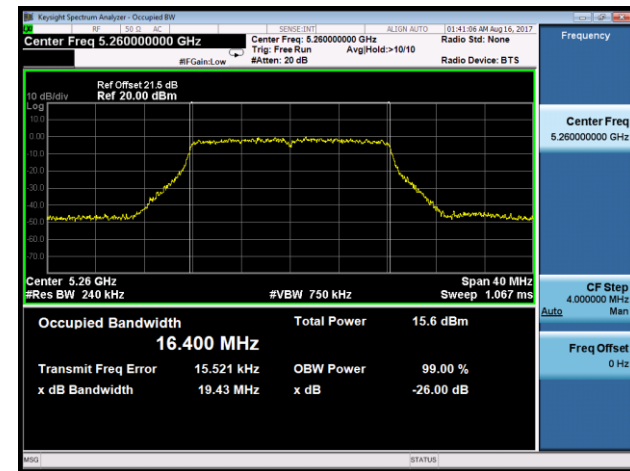
Test Mode	Data Rate/ MCS	Channel No.	Frequency (MHz)	26dB Bandwidth (MHz)	99% Bandwidth (MHz)
802.11n-HT40	MCS0	54	5270	39.78	35.97
802.11n-HT40	MCS0	62	5310	39.91	36.00
802.11n-HT40	MCS0	102	5510	39.67	35.95
802.11n-HT40	MCS0	118	5590	39.82	35.96
802.11n-HT40	MCS0	134	5670	39.94	35.98
802.11n-HT40	MCS0	142	5710	39.78	35.94
802.11ac-VHT20	MCS0	52	5260	20.42	17.57
802.11ac-VHT20	MCS0	60	5300	20.59	17.61
802.11ac-VHT20	MCS0	64	5320	20.52	17.63
802.11ac-VHT20	MCS0	100	5500	20.63	17.66
802.11ac-VHT20	MCS0	120	5600	20.45	17.54
802.11ac-VHT20	MCS0	140	5700	20.86	17.65
802.11ac-VHT20	MCS0	144	5720	20.68	17.66
802.11ac-VHT40	MCS0	54	5270	39.69	36.02
802.11ac-VHT40	MCS0	62	5310	39.96	35.93
802.11ac-VHT40	MCS0	102	5510	39.44	35.92
802.11ac-VHT40	MCS0	118	5590	39.57	36.06
802.11ac-VHT40	MCS0	134	5670	39.58	35.98
802.11ac-VHT40	MCS0	142	5710	39.78	35.89
802.11ac-VHT80	MCS0	58	5290	82.73	75.78
802.11ac-VHT80	MCS0	106	5530	83.16	75.81
802.11ac-VHT80	MCS0	122	5610	82.74	75.85
802.11ac-VHT80	MCS0	138	5690	83.19	75.79



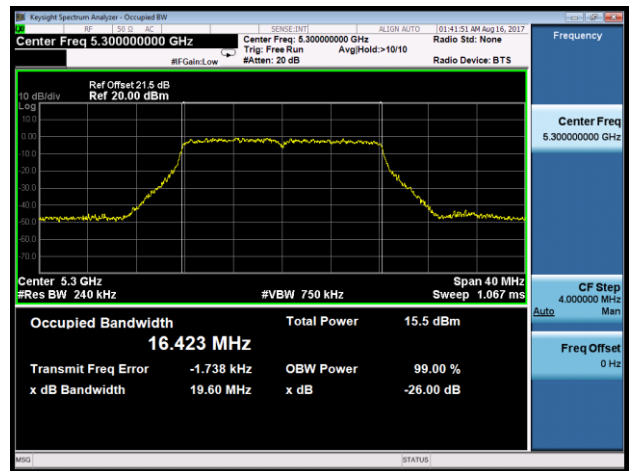
Test Mode	Data Rate/ MCS	Channel No.	Frequency (MHz)	26dB Bandwidth (MHz)	99% Bandwidth (MHz)
Ant 0 / Ant 0 + 1 (Ant 0 + 1 + 2 + 3)					
802.11ac-VHT80+80	MCS0	58	5290	83.17	75.77
802.11ac-VHT80+80	MCS0	106	5530	83.50	75.74
802.11ac-VHT80+80	MCS0	122	5610	83.89	75.87
802.11ac-VHT80+80	MCS0	138	5690	84.03	75.86
Ant 3 / Ant 2 + 3 (Ant 0 + 1 + 2 + 3)					
802.11ac-VHT80+80	MCS0	58	5290	84.18	75.83
802.11ac-VHT80+80	MCS0	106	5530	84.14	75.90
802.11ac-VHT80+80	MCS0	122	5610	84.58	75.99
802.11ac-VHT80+80	MCS0	138	5690	84.02	75.95
Ant 0 + 1 + 2 + 3					
802.11ac-VHT80+80 Contiguous	MCS0	42	5210	162.45	155.64
		58	5290		
802.11ac-VHT80+80 Contiguous	MCS0	106	5530	163.49	155.77
		122	5610		
Note: The detail calculation see page 15.					

802.11a 26dB Bandwidth & 99% Bandwidth - Ant 0 / Ant 0 + 1 + 2 + 3

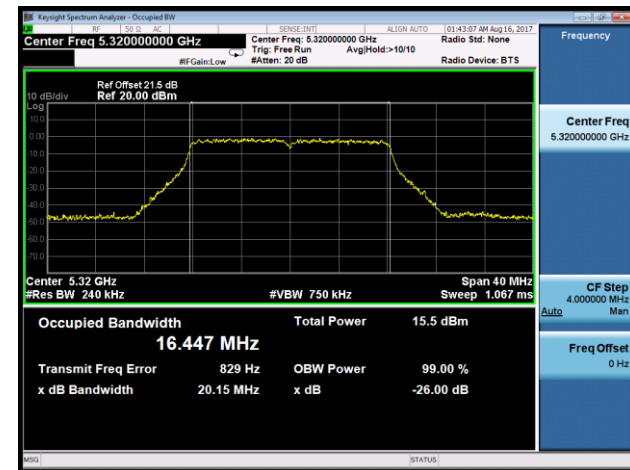
Channel 52 (5260MHz)



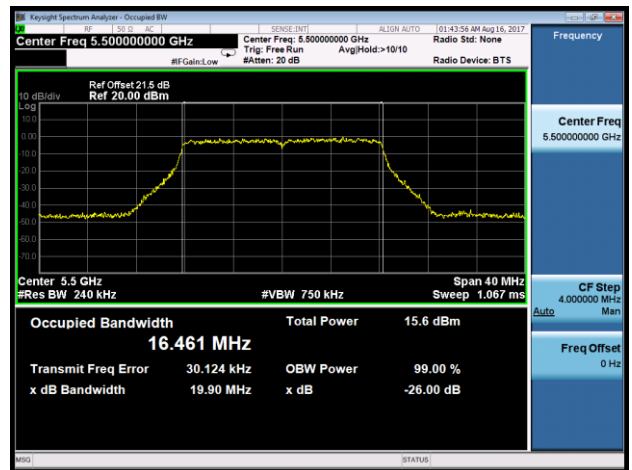
Channel 60 (5300MHz)



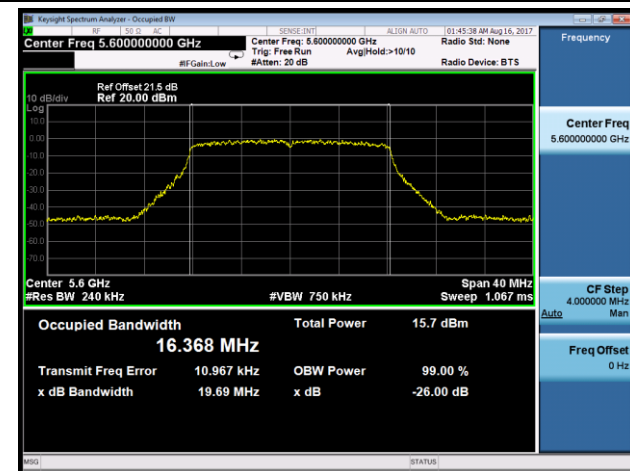
Channel 64 (5320MHz)



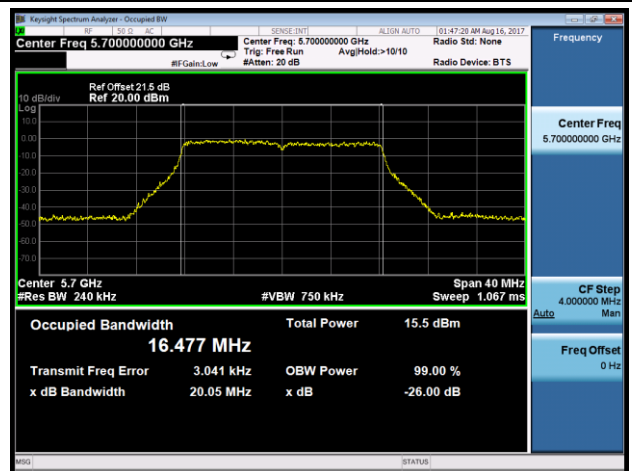
Channel 100 (5500MHz)



Channel 100 (5600MHz)

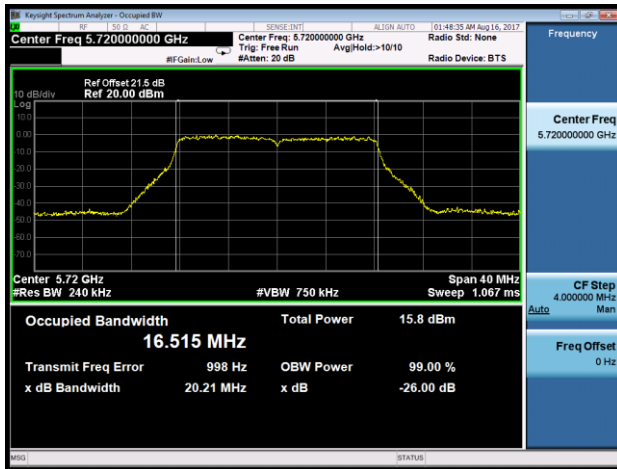


Channel 140 (5700MHz)



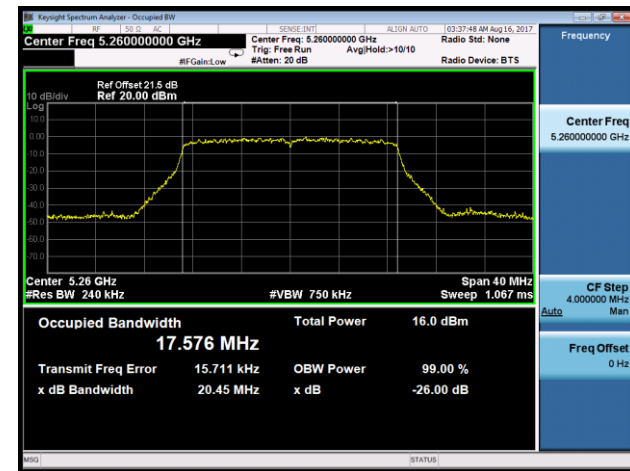
802.11a 26dB Bandwidth & 99% Bandwidth - Ant 0 / Ant 0 + 1 + 2 + 3

Channel 144 (5720MHz)

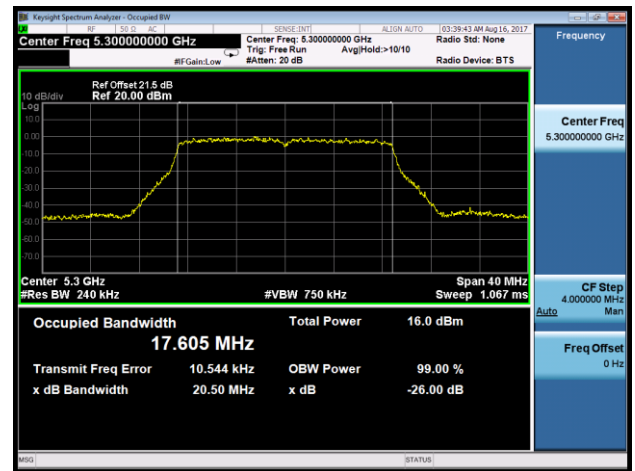


802.11n-HT20 26dB Bandwidth & 99% Bandwidth - Ant 0 / Ant 0 + 1 + 2 + 3

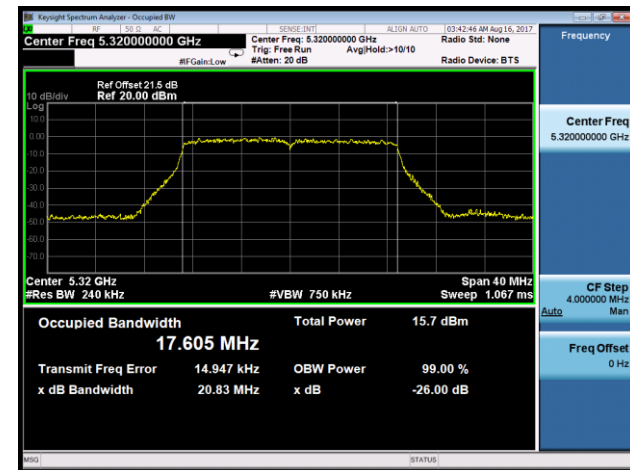
Channel 52 (5260MHz)



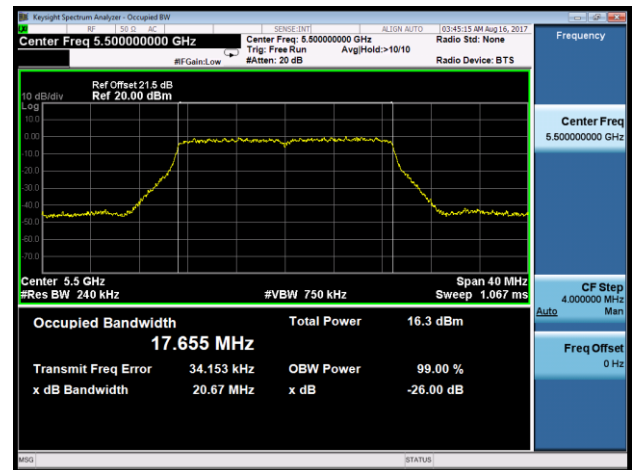
Channel 60 (5300MHz)



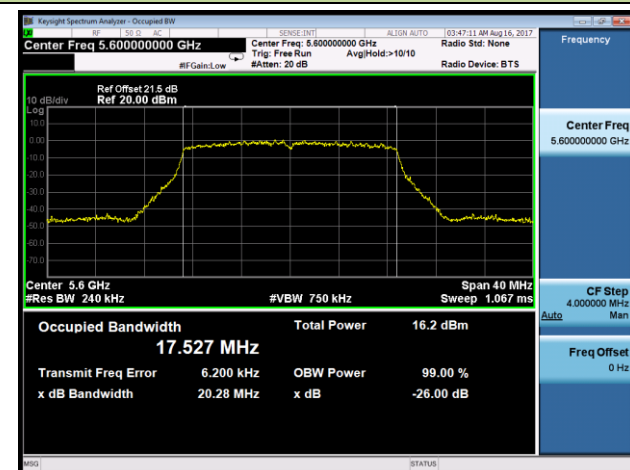
Channel 64 (5320MHz)



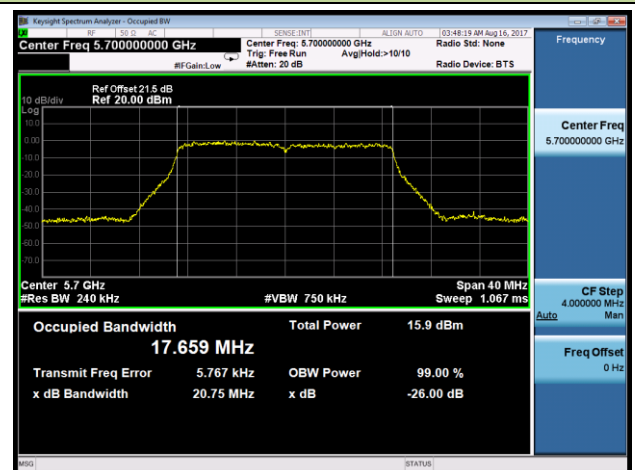
Channel 100 (5500MHz)



Channel 120 (5600MHz)



Channel 140 (5700MHz)





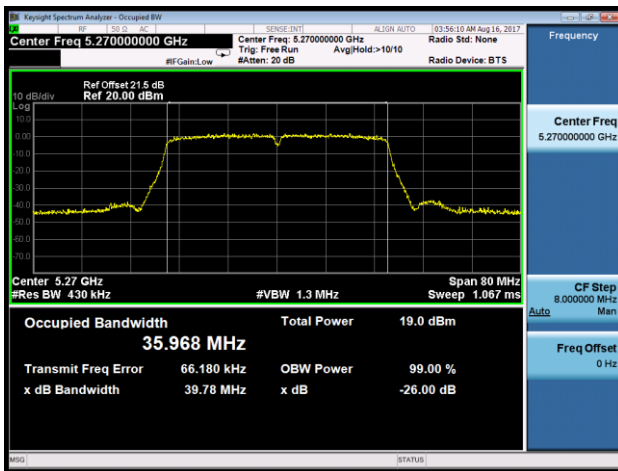
802.11n-HT20 26dB Bandwidth & 99% Bandwidth - Ant 0 / Ant 0 + 1 + 2 + 3

Channel 144 (5720MHz)

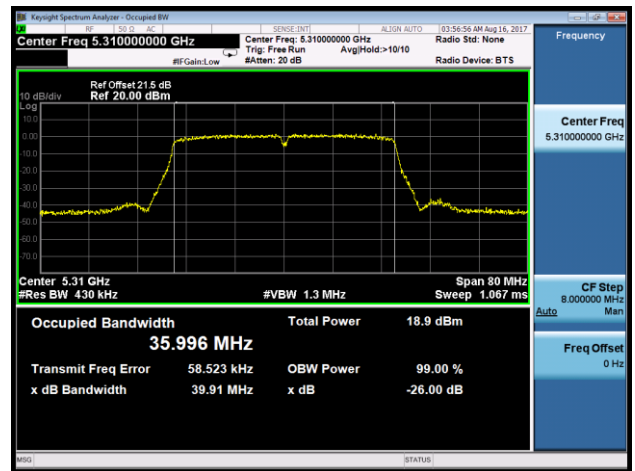


802.11n-HT40 26dB Bandwidth & 99% Bandwidth - Ant 0 / Ant 0 + 1 + 2 + 3

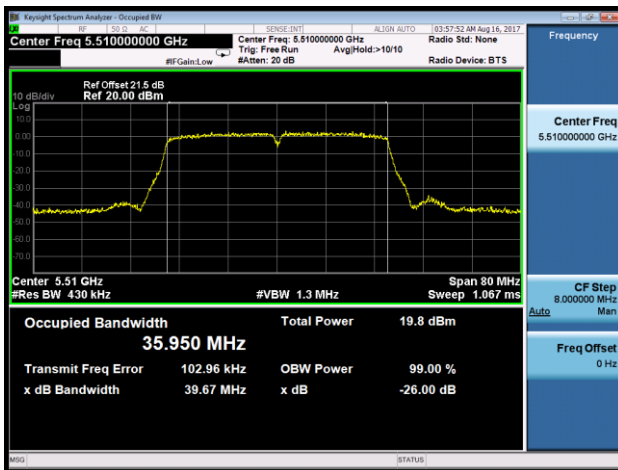
Channel 54 (5270MHz)



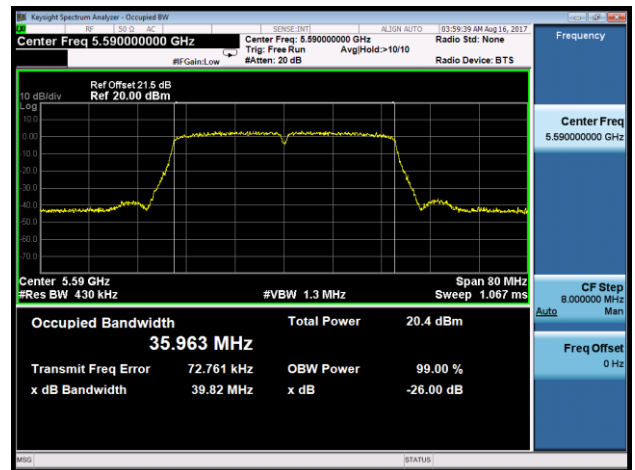
Channel 62 (5310MHz)



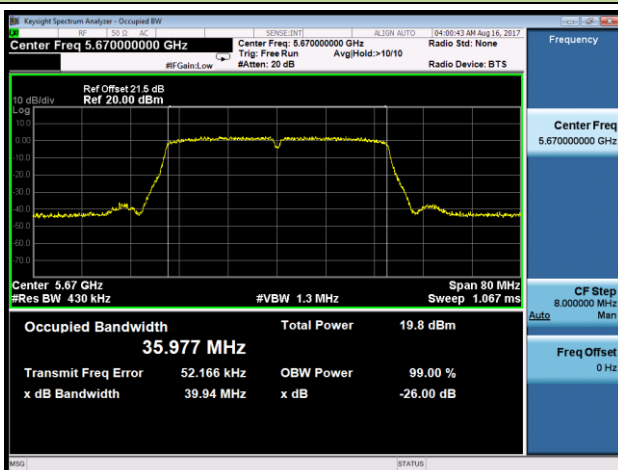
Channel 102 (5510MHz)



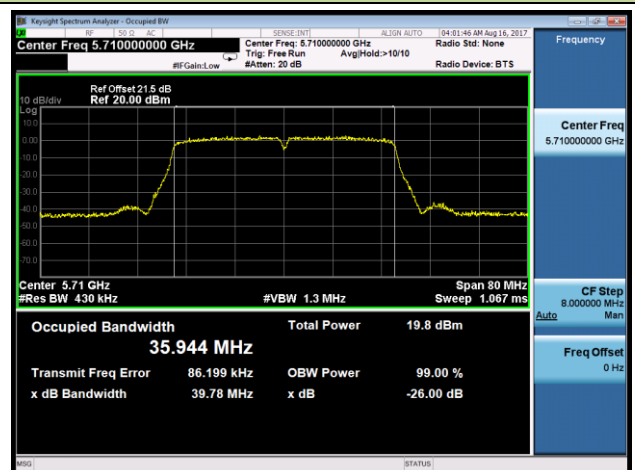
Channel 118 (5590MHz)



Channel 134 (5670MHz)

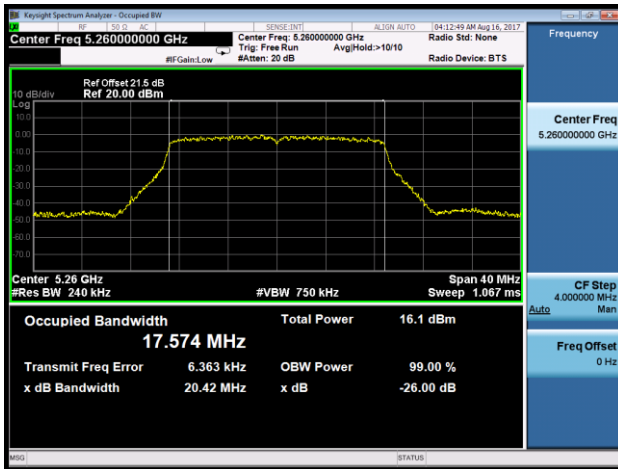


Channel 142 (5710MHz)

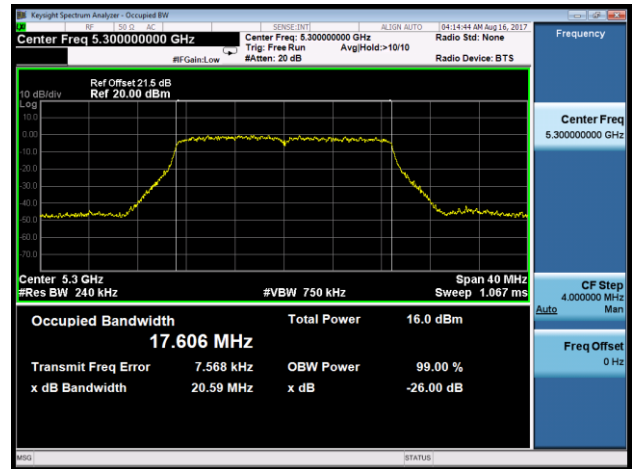


802.11ac-VHT20 26dB Bandwidth & 99% Bandwidth - Ant 0 / Ant 0 + 1 + 2 + 3

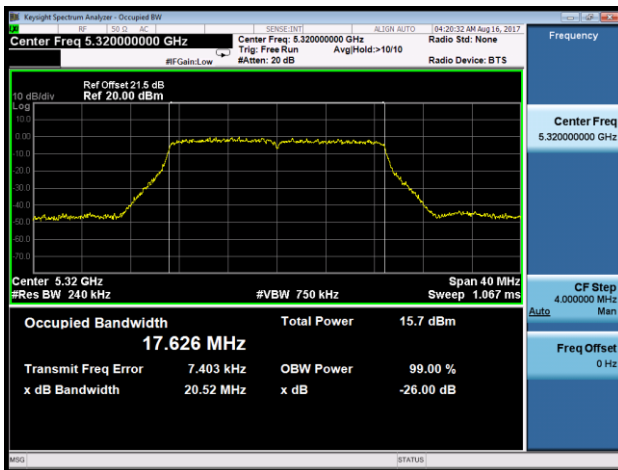
Channel 52 (5260MHz)



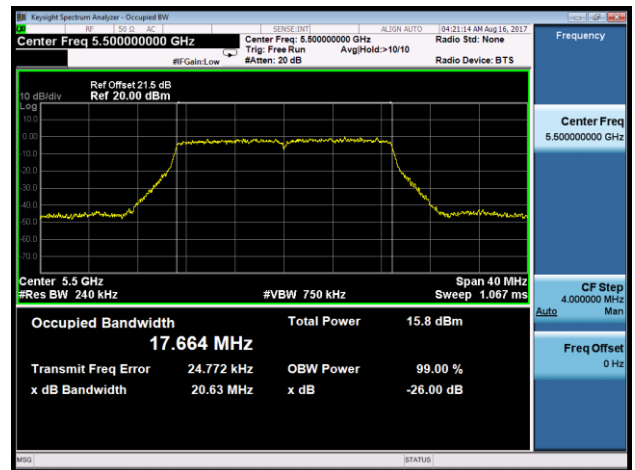
Channel 60 (5300MHz)



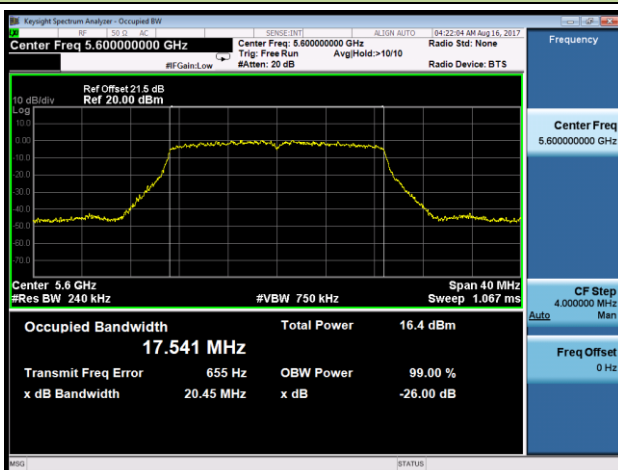
Channel 64 (5320MHz)



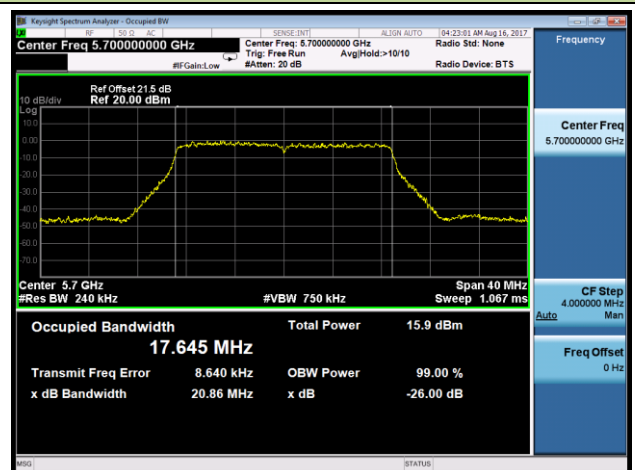
Channel 100 (5500MHz)



Channel 120 (5600MHz)

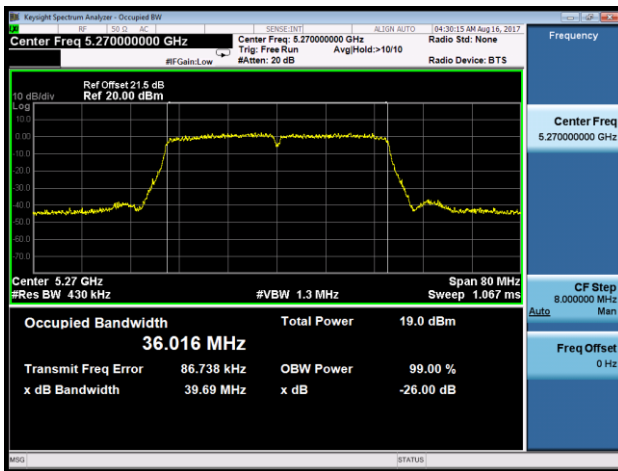


Channel 140 (5700MHz)

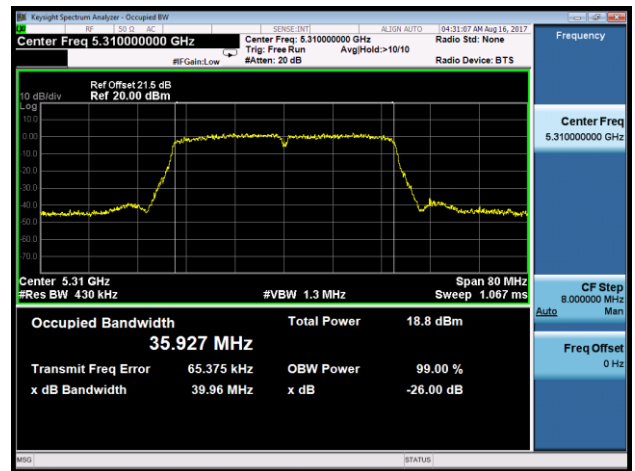


802.11ac-VHT40 26dB Bandwidth & 99% Bandwidth - Ant 0 / Ant 0 + 1 + 2 + 3

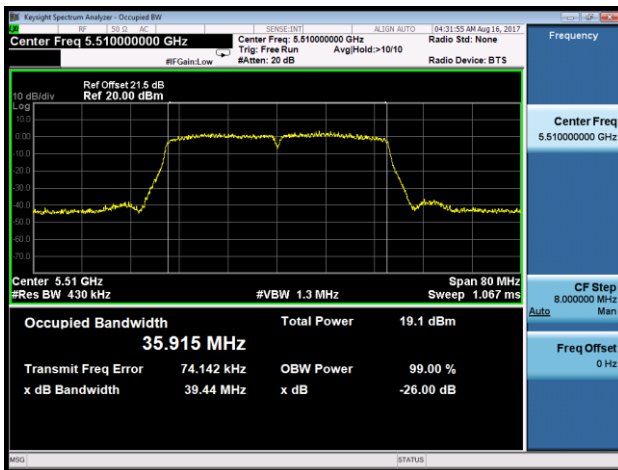
Channel 54 (5270MHz)



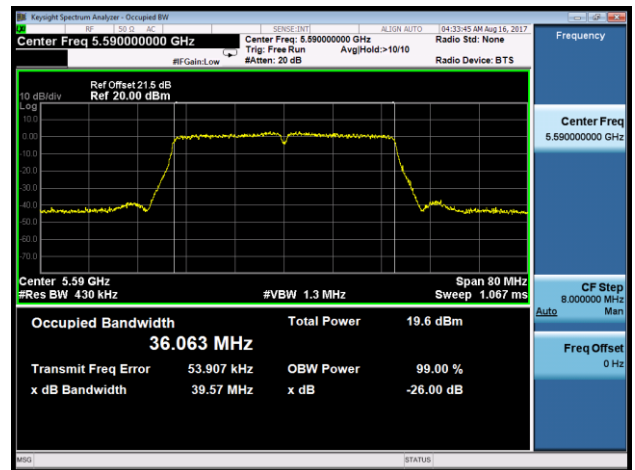
Channel 62 (5310MHz)



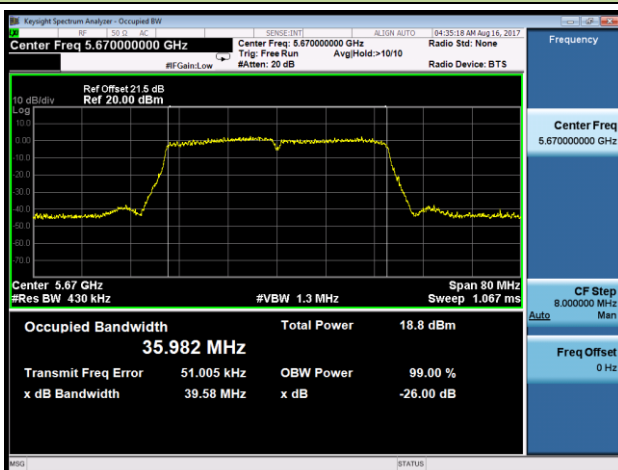
Channel 102 (5510MHz)



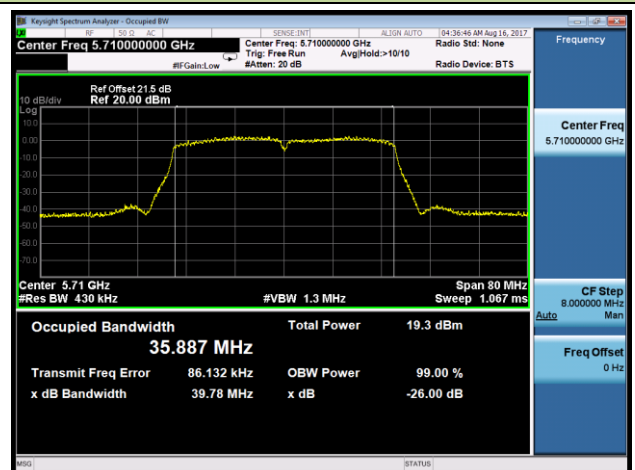
Channel 118 (5590MHz)



Channel 134 (5670MHz)

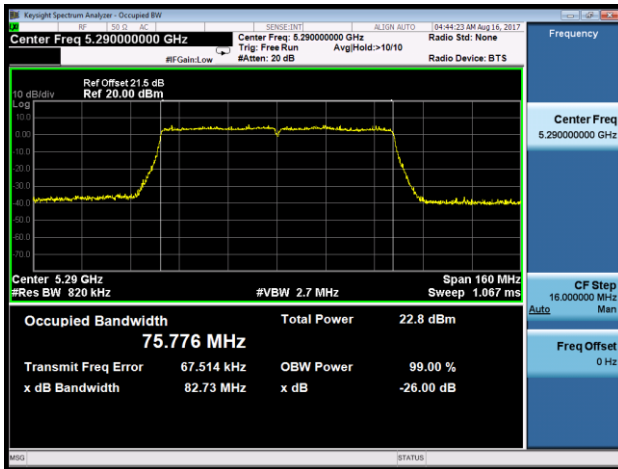


Channel 142 (5710MHz)

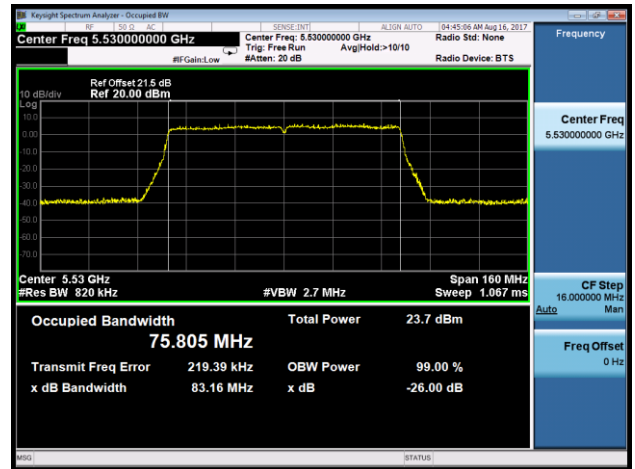


802.11ac-VHT80 26dB Bandwidth & 99% Bandwidth - Ant 0 / Ant 0 + 1 + 2 + 3

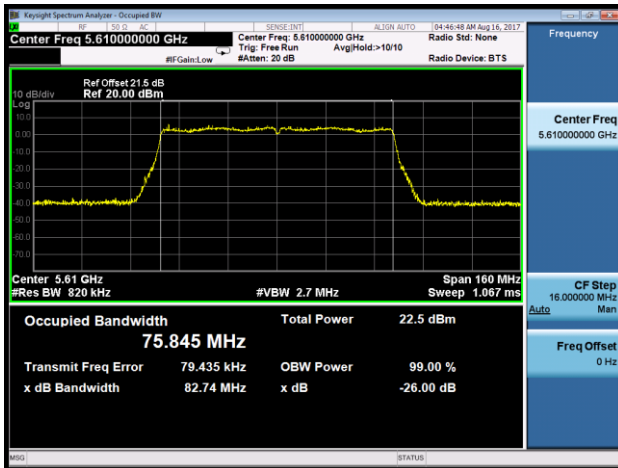
Channel 58 (5290MHz)



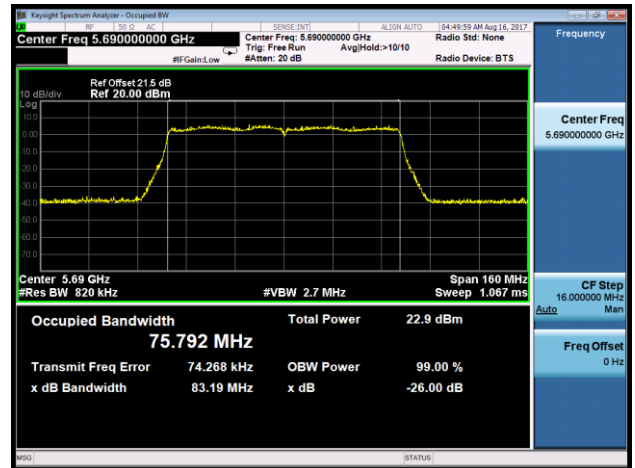
Channel 106 (5530MHz)



Channel 122 (5610MHz)

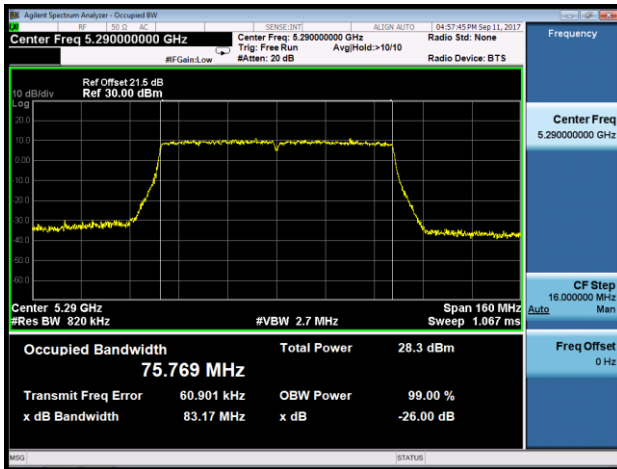


Channel 138 (5690MHz)

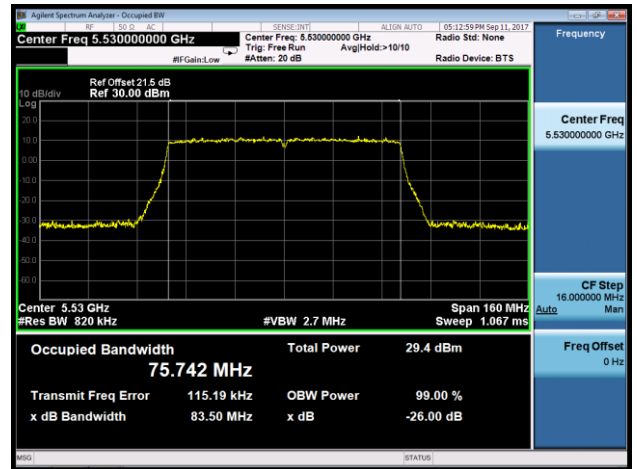


802.11ac-VHT80+80 26dB Bandwidth & 99% Bandwidth - Ant 0 / Ant 0 + 1 (Ant 0 + 1 + 2 + 3)

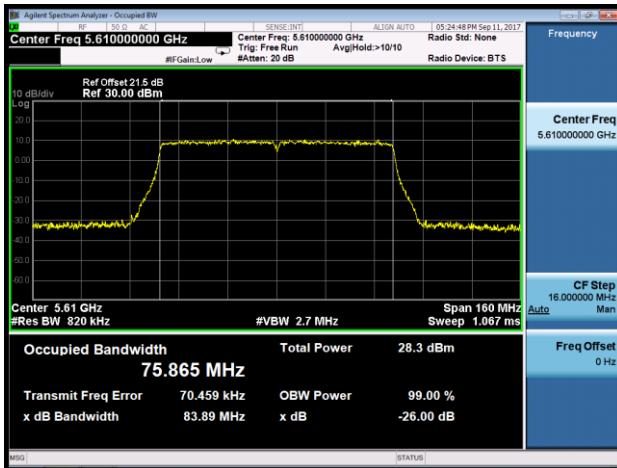
Channel 58 (5290MHz)



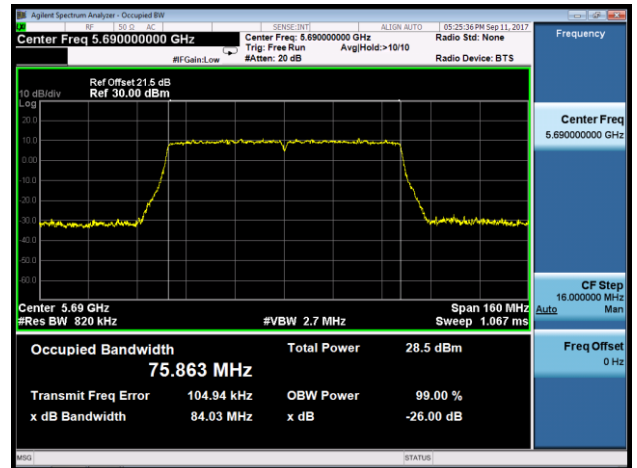
Channel 106 (5530MHz)



Channel 122 (5610MHz)

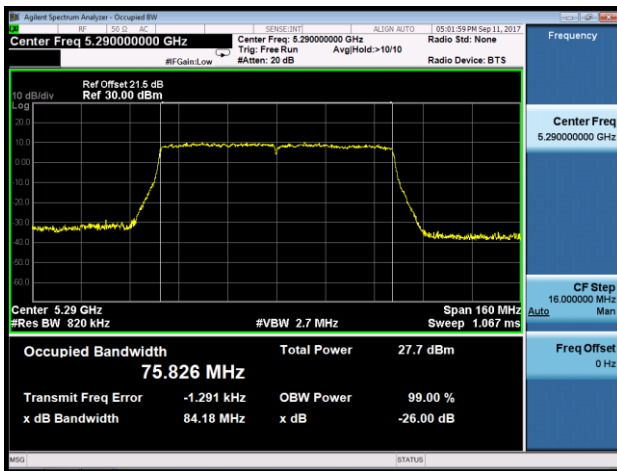


Channel 138 (5690MHz)

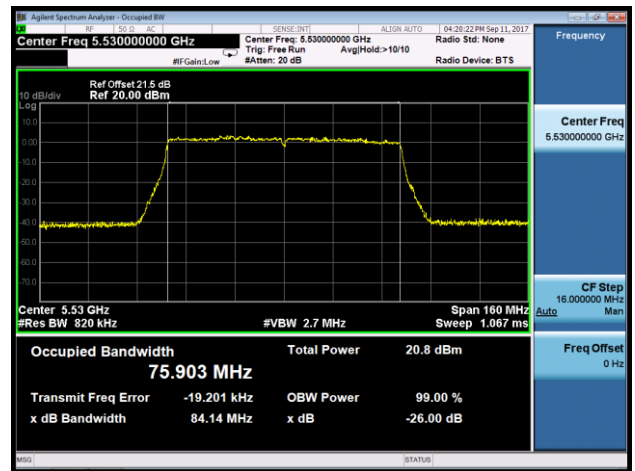


802.11ac-VHT80+80 26dB Bandwidth & 99% Bandwidth - Ant 3 / Ant 2 + 3 (Ant 0 + 1 + 2 + 3)

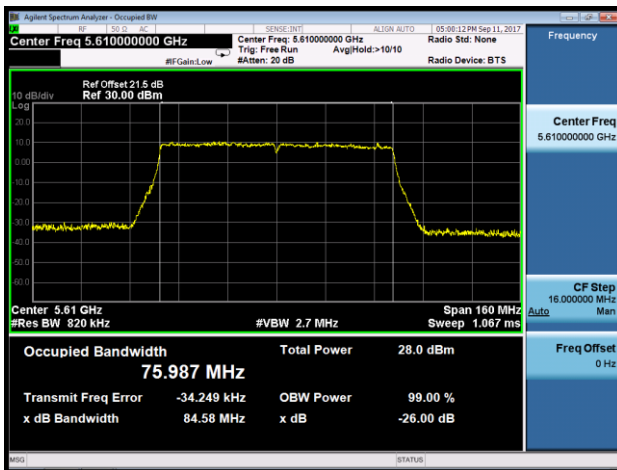
Channel 58 (5290MHz)



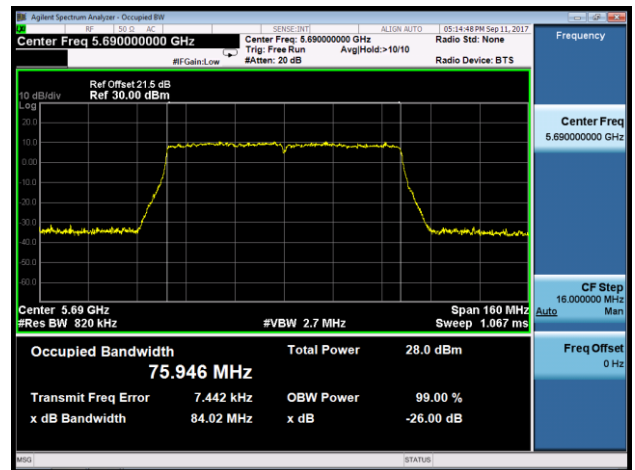
Channel 106 (5530MHz)



Channel 122 (5610MHz)

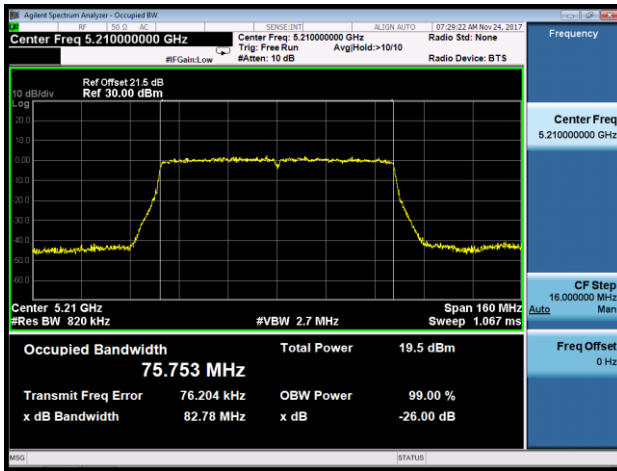


Channel 138 (5690MHz)

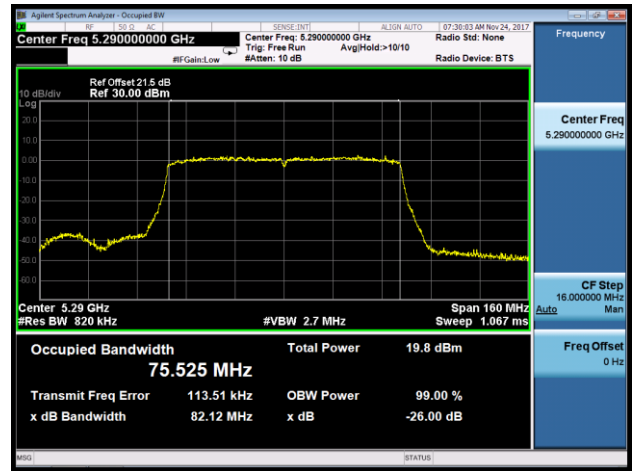


802.11ac-VHT80+80 Contiguous 26dB Bandwidth & 99% Bandwidth - Ant 0 + 1 + 2 + 3

Channel 42 5210MHz



Channel 58 5290MHz

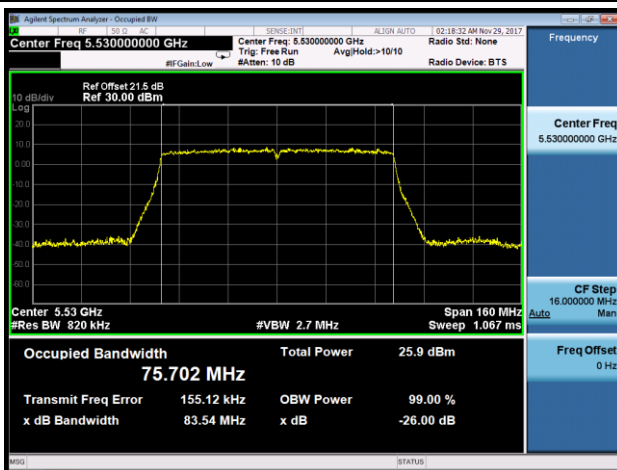


Note: 26dB OCW = $[5290 + (82.12/2)] - [5210 - (82.78/2)] = 162.45$ MHz

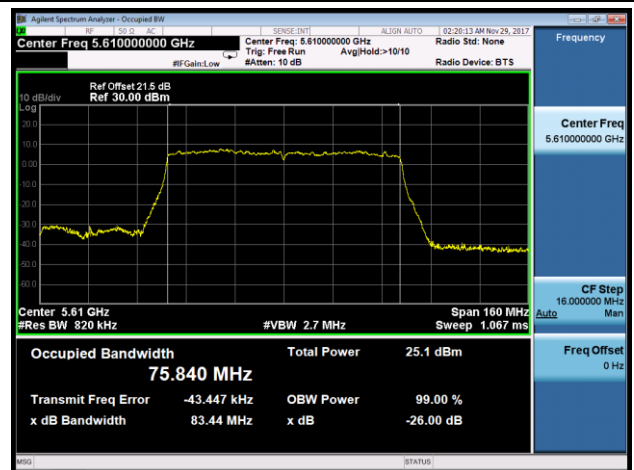
99% OCW = $[5290 + (75.525/2)] - [5210 - (75.753/2)] = 155.639$ MHz

802.11ac-VHT80+80 Contiguous 26dB Bandwidth & 99% Bandwidth - Ant 0 + 1 + 2 + 3

Channel 106 5530MHz



Channel 122 5610MHz



Note: 26dB OCW = $[5610 + (83.44/2)] - [5530 - (83.54/2)] = 163.49$ MHz

99% OCW = $[5610 + (75.840/2)] - [5530 - (75.702/2)] = 155.771$ MHz



2. Output Power Measurement Test Result

Power output test was verified over all data rates of each mode shown as below table, and then choose the maximum power output (yellow marker) for final test of each channel.

For Ant 0 / Ant 0 + 1 + 2 + 3 port:

Test Mode	Bandwidth	Channel	Frequency (MHz)	Data Rate/ MCS	Average Power (dBm)
802.11a	20	64	5320	6Mbps	12.33
				24Mbps	12.12
				54Mbps	11.88
802.11n	20	64	5320	MCS0	12.43
				MCS3	12.23
				MCS7	11.97
802.11n	40	62	5310	MCS0	14.91
				MCS3	14.76
				MCS7	14.55
802.11ac	20	64	5320	MCS0	12.28
				MCS4	12.01
				MCS8	11.78
802.11ac	40	62	5310	MCS0	15.14
				MCS4	14.96
				MCS9	14.75
802.11ac	80	58	5290	MCS0	17.09
				MCS4	16.84
				MCS9	16.64
802.11ac	80+80	58	5290	MCS0	20.55
				MCS4	20.25
				MCS9	20.04
802.11ac	80+80 Contiguous	58	5290	MCS0	11.97
				MCS4	11.75
				MCS9	11.53



Product	ACCESS POINT	Temperature	24°C
Test Engineer	Kevin Ker	Relative Humidity	59%
Test Site	SR2	Test Date	2017/08/15
Test Item	Output Power		

Test Mode	Data Rate/MCS	Channel No.	Freq. (MHz)	Ant 0 Average Power (dBm)	Ant 1 Average Power (dBm)	Ant 2 Average Power (dBm)	Ant 3 Average Power (dBm)	Total Average Power (dBm)	Average Power Limit (dBm)	Result
Ant 0 + 1 + 2 + 3 (CDD Mode)										
11a	6Mbps	52	5260	12.04	11.86	12.18	12.42	18.15	≤ 23.68	Pass
11a	6Mbps	60	5300	12.14	11.86	12.26	12.39	18.19	≤ 23.68	Pass
11a	6Mbps	64	5320	12.33	12.18	12.40	12.49	18.37	≤ 23.68	Pass
11a	6Mbps	100	5500	12.24	11.88	12.24	12.14	18.15	≤ 23.68	Pass
11a	6Mbps	120	5600	11.26	11.42	11.25	11.98	17.51	≤ 23.68	Pass
11a	6Mbps	140	5700	11.43	11.69	11.21	11.75	17.55	≤ 23.68	Pass
11a	6Mbps	144	5720	11.83	12.10	11.66	12.08	17.94	≤ 23.68	Pass
11n-HT20	MCS0	52	5260	12.32	12.16	12.21	12.59	18.34	≤ 23.68	Pass
11n-HT20	MCS0	60	5300	12.30	12.27	12.26	12.54	18.36	≤ 23.68	Pass
11n-HT20	MCS0	64	5320	12.43	12.31	12.45	12.65	18.48	≤ 23.68	Pass
11n-HT20	MCS0	100	5500	12.32	12.01	12.15	12.34	18.23	≤ 23.68	Pass
11n-HT20	MCS0	120	5600	11.66	11.46	11.59	12.19	17.75	≤ 23.68	Pass
11n-HT20	MCS0	140	5700	11.89	11.98	11.65	12.08	17.92	≤ 23.68	Pass
11n-HT20	MCS0	144	5720	11.71	11.84	11.51	11.92	17.77	≤ 23.68	Pass
11n-HT40	MCS0	54	5270	14.94	14.76	14.91	15.26	20.99	≤ 23.68	Pass
11n-HT40	MCS0	62	5310	14.91	14.84	14.98	15.17	21.00	≤ 23.68	Pass
11n-HT40	MCS0	102	5510	15.03	14.75	14.87	14.96	20.92	≤ 23.68	Pass
11n-HT40	MCS0	118	5590	14.90	14.72	15.18	15.05	20.99	≤ 23.68	Pass
11n-HT40	MCS0	134	5670	15.18	14.95	14.86	15.22	21.08	≤ 23.68	Pass
11n-HT40	MCS0	142	5710	14.42	14.39	14.22	14.56	20.42	≤ 23.68	Pass



Test Mode	Data Rate/MCS	Channel No.	Freq. (MHz)	Ant 0 Average Power (dBm)	Ant 1 Average Power (dBm)	Ant 2 Average Power (dBm)	Ant 3 Average Power (dBm)	Total Average Power (dBm)	Average Power Limit (dBm)	Result
Ant 0 + 1 + 2 + 3 (CDD Mode)										
11ac-VHT20	MCS0	52	5260	12.44	12.56	12.53	13.03	18.67	≤ 23.68	Pass
11ac-VHT20	MCS0	60	5300	12.13	12.42	12.43	12.86	18.49	≤ 23.68	Pass
11ac-VHT20	MCS0	64	5320	12.28	12.56	12.62	12.89	18.61	≤ 23.68	Pass
11ac-VHT20	MCS0	100	5500	12.30	12.22	12.29	12.38	18.32	≤ 23.68	Pass
11ac-VHT20	MCS0	120	5600	11.85	11.80	11.87	12.18	17.95	≤ 23.68	Pass
11ac-VHT20	MCS0	140	5700	12.01	12.07	11.93	11.87	17.99	≤ 23.68	Pass
11ac-VHT20	MCS0	144	5720	11.76	11.96	11.81	11.67	17.82	≤ 23.68	Pass
11ac-VHT40	MCS0	54	5270	15.12	15.18	15.06	15.44	21.22	≤ 23.68	Pass
11ac-VHT40	MCS0	62	5310	15.14	15.11	14.93	15.42	21.17	≤ 23.68	Pass
11ac-VHT40	MCS0	102	5510	15.22	14.97	14.93	15.03	21.06	≤ 23.68	Pass
11ac-VHT40	MCS0	118	5590	14.72	14.56	14.83	14.80	20.75	≤ 23.68	Pass
11ac-VHT40	MCS0	134	5670	15.03	14.72	14.53	15.08	20.87	≤ 23.68	Pass
11ac-VHT40	MCS0	142	5710	14.70	14.75	14.50	15.04	20.77	≤ 23.68	Pass
11ac-VHT80	MCS0	58	5290	17.09	17.32	17.33	17.42	23.31	≤ 23.68	Pass
11ac-VHT80	MCS0	106	5530	17.28	17.23	17.26	17.21	23.27	≤ 23.68	Pass
11ac-VHT80	MCS0	122	5610	17.26	17.20	16.95	17.30	23.20	≤ 23.68	Pass
11ac-VHT80	MCS0	138	5690	17.56	17.32	17.11	17.61	23.43	≤ 23.68	Pass
Non-contiguous 80+80 MHz mode fall within different UNII band										
11ac-VHT80+80	MCS0	58	5290	20.55	20.02	--	--	23.30	≤ 23.98	Pass
11ac-VHT80+80	MCS0	58	5290	--	--	20.38	20.76	23.58	≤ 23.98	Pass
11ac-VHT80+80	MCS0	106	5530	20.83	19.85	--	--	23.38	≤ 23.98	Pass
11ac-VHT80+80	MCS0	106	5530	--	--	20.20	20.26	23.24	≤ 23.98	Pass
11ac-VHT80+80	MCS0	122	5610	20.67	19.84	--	--	23.29	≤ 23.98	Pass
11ac-VHT80+80	MCS0	122	5610	--	--	20.19	20.40	23.31	≤ 23.98	Pass
11ac-VHT80+80	MCS0	138	5690	20.83	19.79	--	--	23.35	≤ 23.98	Pass
11ac-VHT80+80	MCS0	138	5690	--	--	20.18	20.46	23.33	≤ 23.98	Pass
Non-contiguous 80+80 MHz mode fall within same UNII band										
11ac-VHT80+80	MCS0	106	5530	17.98	16.85	--	--	23.25	≤ 23.98	Pass
11ac-VHT80+80	MCS0	138	5690	--	--	17.03	16.98			
11ac-VHT80+80	MCS0	106	5530	--	--	16.86	16.87	23.26	≤ 23.98	Pass
11ac-VHT80+80	MCS0	138	5690	18.02	17.09	--	--			



Mode	Channel No.	Test Frequency (MHz)	Data Rate/MCS	Ant 0 Average Power (dBm)	Ant 1 Average Power (dBm)	Ant 2 Average Power (dBm)	Ant 3 Average Power (dBm)	Total Average Power (dBm)	Average Power Limit (dBm)	Max EIRP (dBm)	EIRP Limit (dBm)	Result
11ac-VHT80+80 (Contiguous 80+80 MHz mode)												
802.11ac-VHT80+80	42	5210	MCS0	11.97	11.16	--	--	14.59	≤ 29.70	20.89	≤ 21.00	Pass
802.11ac-VHT80+80	58	5290	MCS0	--	--	11.46	11.52	14.50	≤ 23.68	--	--	Pass
802.11ac-VHT80+80	106	5530	MCS0	18.27	17.23	--	--	23.54	≤ 23.68	--	--	Pass
802.11ac-VHT80+80	122	5610	MCS0	--	--	17.21	17.27					

Note 1: Total Average Power (dBm) = $10 \cdot \log \{ 10^{(\text{Ant 0 Average Power} / 10)} + 10^{(\text{Ant 1 Average Power} / 10)} + 10^{(\text{Ant 2 Average Power} / 10)} + 10^{(\text{Ant 3 Average Power} / 10)} \}$.

Note 2: For 802.11ac-VHT80+80 mode fall within different UNII band:

Ant 0 & Ant 1: Total Average Power (dBm) = $10 \cdot \log \{ 10^{(\text{Ant 0 Average Power} / 10)} + 10^{(\text{Ant 1 Average Power} / 10)} \}$ (dBm)

Ant 2 & Ant 3: Total Average Power (dBm) = $10 \cdot \log \{ 10^{(\text{Ant 2 Average Power} / 10)} + 10^{(\text{Ant 3 Average Power} / 10)} \}$ (dBm)

For 802.11ac-VHT80+80 mode fall within same UNII band:

Total Average Power (dBm) = $10 \cdot \log \{ 10^{(\text{Ant 0 Average Power} / 10)} + 10^{(\text{Ant 1 Average Power} / 10)} + 10^{(\text{Ant 2 Average Power} / 10)} + 10^{(\text{Ant 3 Average Power} / 10)} \}$.

Note 3: For 802.11ac-VHT80+80 Contiguous Mode

5210MHz Fall within UNII-1: Total Average Power (dBm) = $10 \cdot \log \{ 10^{(\text{Ant 0 Average Power} / 10)} + 10^{(\text{Ant 1 Average Power} / 10)} \}$.

5290MHz Fall within UNII-2A: Total Average Power (dBm) = $10 \cdot \log \{ 10^{(\text{Ant 2 Average Power} / 10)} + 10^{(\text{Ant 3 Average Power} / 10)} \}$.

5530MHz & 5610MHz Fall within UNII-2C: Total Average Power (dBm) = $10 \cdot \log \{ 10^{(\text{Ant 0 Average Power} / 10)} + 10^{(\text{Ant 1 Average Power} / 10)} + 10^{(\text{Ant 2 Average Power} / 10)} + 10^{(\text{Ant 3 Average Power} / 10)} \}$.

Note 4: Max EIRP (dBm) = Total Average Power (dBm) + 30 Degree Antenna Gain (dBi), 30 Degree Antenna Gain (dBi) = 6.3dBi.

Note 5: Average Power Limit Calculation as below:

For 5150-5250MHz: Limit = 30.00dBm - (6.3dBi - 6dBi) = 29.70 dBm.

For 5250-5350MHz, 5470-5725MHz: Limit = 23.98dBm - (6.3dBi - 6dBi) = 23.68 dBm.

EIRP Limit Calculation as below:

For 5150-5250MHz: Limit = 21.00 dBm.



Test Mode	Data Rate/ MCS	Channel No.	Freq. (MHz)	Ant 0 Average Power (dBm)	Ant 1 Average Power (dBm)	Ant 2 Average Power (dBm)	Ant 3 Average Power (dBm)	Total Average Power (dBm)	Average Power Limit (dBm)	Result
Ant 0 + 1 + 2 + 3 (Beam-Forming Mode)										
11n-HT20	MCS0	52	5260	12.32	12.16	12.21	12.59	18.34	≤ 20.68	Pass
11n-HT20	MCS0	60	5300	12.30	12.27	12.26	12.54	18.36	≤ 20.68	Pass
11n-HT20	MCS0	64	5320	12.43	12.31	12.45	12.65	18.48	≤ 20.68	Pass
11n-HT20	MCS0	100	5500	12.32	12.01	12.15	12.34	18.23	≤ 20.68	Pass
11n-HT20	MCS0	120	5600	11.66	11.46	11.59	12.19	17.75	≤ 20.68	Pass
11n-HT20	MCS0	140	5700	11.89	11.98	11.65	12.08	17.92	≤ 20.68	Pass
11n-HT20	MCS0	144	5720	11.71	11.84	11.51	11.92	17.77	≤ 20.68	Pass
11n-HT40	MCS0	54	5270	14.12	14.22	14.13	14.46	20.26	≤ 20.68	Pass
11n-HT40	MCS0	62	5310	13.96	14.20	14.10	14.45	20.20	≤ 20.68	Pass
11n-HT40	MCS0	102	5510	14.12	13.96	14.03	14.05	20.06	≤ 20.68	Pass
11n-HT40	MCS0	118	5590	14.23	14.06	14.35	14.25	20.24	≤ 20.68	Pass
11n-HT40	MCS0	134	5670	14.56	14.26	14.16	14.56	20.41	≤ 20.68	Pass
11n-HT40	MCS0	142	5710	14.42	14.39	14.22	14.56	20.42	≤ 20.68	Pass
11ac-VHT20	MCS0	52	5260	12.44	12.56	12.53	13.03	18.67	≤ 20.68	Pass
11ac-VHT20	MCS0	60	5300	12.13	12.42	12.43	12.86	18.49	≤ 20.68	Pass
11ac-VHT20	MCS0	64	5320	12.28	12.56	12.62	12.89	18.61	≤ 20.68	Pass
11ac-VHT20	MCS0	100	5500	12.30	12.22	12.29	12.38	18.32	≤ 20.68	Pass
11ac-VHT20	MCS0	120	5600	11.85	11.80	11.87	12.18	17.95	≤ 20.68	Pass
11ac-VHT20	MCS0	140	5700	12.01	12.07	11.93	11.87	17.99	≤ 20.68	Pass
11ac-VHT20	MCS0	144	5720	11.76	11.96	11.81	11.67	17.82	≤ 20.68	Pass



Test Mode	Data Rate/MCS	Channel No.	Freq. (MHz)	Ant 0 Average Power (dBm)	Ant 1 Average Power (dBm)	Ant 2 Average Power (dBm)	Ant 3 Average Power (dBm)	Total Average Power (dBm)	Average Power Limit (dBm)	Result
Ant 0 + 1 + 2 + 3 (Beam-Forming Mode)										
11ac-VHT40	MCS0	54	5270	14.20	14.22	14.10	14.32	20.23	≤ 20.68	Pass
11ac-VHT40	MCS0	62	5310	14.11	14.15	14.06	14.40	20.20	≤ 20.68	Pass
11ac-VHT40	MCS0	102	5510	14.16	14.05	14.06	14.21	20.14	≤ 20.68	Pass
11ac-VHT40	MCS0	118	5590	14.20	14.11	14.36	14.26	20.25	≤ 20.68	Pass
11ac-VHT40	MCS0	134	5670	14.58	14.20	14.16	14.58	20.41	≤ 20.68	Pass
11ac-VHT40	MCS0	142	5710	14.27	14.18	14.14	14.40	20.27	≤ 20.68	Pass
11ac-VHT80	MCS0	58	5290	14.20	14.33	14.26	14.55	20.36	≤ 20.68	Pass
11ac-VHT80	MCS0	106	5530	14.34	14.18	14.31	14.32	20.31	≤ 20.68	Pass
11ac-VHT80	MCS0	122	5610	14.37	14.29	13.96	14.65	20.35	≤ 20.68	Pass
11ac-VHT80	MCS0	138	5690	14.67	14.22	14.07	14.66	20.43	≤ 20.68	Pass
Non-contiguous 80+80 MHz mode fall within different UNII band										
11ac-VHT80+80	MCS0	58	5290	20.55	20.02	--	--	23.30	≤ 23.68	Pass
11ac-VHT80+80	MCS0	58	5290	--	--	20.38	20.76	23.58	≤ 23.68	Pass
11ac-VHT80+80	MCS0	106	5530	20.83	19.85	--	--	23.38	≤ 23.68	Pass
11ac-VHT80+80	MCS0	106	5530	--	--	20.20	20.26	23.24	≤ 23.68	Pass
11ac-VHT80+80	MCS0	122	5610	20.67	19.84	--	--	23.29	≤ 23.68	Pass
11ac-VHT80+80	MCS0	122	5610	--	--	20.19	20.40	23.31	≤ 23.68	Pass
11ac-VHT80+80	MCS0	138	5690	20.83	19.79	--	--	23.35	≤ 23.68	Pass
11ac-VHT80+80	MCS0	138	5690	--	--	20.18	20.46	23.33	≤ 23.68	Pass
Non-contiguous 80+80 MHz mode fall within same UNII band										
11ac-VHT80+80	MCS0	106	5530	17.98	16.85	--	--	23.25	≤ 23.98	Pass
11ac-VHT80+80	MCS0	138	5690	--	--	17.03	16.98			
11ac-VHT80+80	MCS0	106	5530	--	--	16.86	16.87	23.26	≤ 23.98	Pass
11ac-VHT80+80	MCS0	138	5690	18.02	17.09	--	--			

Note 1: Total Average Power (dBm) = $10 \cdot \log \{ 10^{(\text{Ant 0 Average Power} / 10)} + 10^{(\text{Ant 1 Average Power} / 10)} + 10^{(\text{Ant 2 Average Power} / 10)} + 10^{(\text{Ant 3 Average Power} / 10)} \}$.

Note 2: For 802.11ac-VHT80+80 mode fall within different UNII band:

Ant 0 & Ant 1: Total Average Power (dBm) = $10 \cdot \log \{ 10^{(\text{Ant 0 Average Power} / 10)} + 10^{(\text{Ant 1 Average Power} / 10)} \}$ (dBm)

Ant 2 & Ant 3: Total Average Power (dBm) = $10 \cdot \log \{ 10^{(\text{Ant 2 Average Power} / 10)} + 10^{(\text{Ant 3 Average Power} / 10)} \}$ (dBm)

For 802.11ac-VHT80+80 mode fall within same UNII band:

Total Average Power (dBm) = $10 \cdot \log \{ 10^{(\text{Ant 0 Average Power} / 10)} + 10^{(\text{Ant 1 Average Power} / 10)} + 10^{(\text{Ant 2 Average Power} / 10)} + 10^{(\text{Ant 3 Average Power} / 10)} \}$.



Note 3: Max EIRP (dBm) = Total Average Power (dBm) + 30 Degree Antenna Gain (dBi) + Beam-Forming Gain (dBi), 30 Degree Antenna Gain = 6.3dBi.

Note 4: Average Power Limit Calculation as below:

For 5250-5350MHz, 5470-5725MHz:

802.11n-HT20/n-HT40/ac-VHT20/ac-VHT40/ac-VHT80:

Limit = 23.98dBm - (6.3dBi + 3dBi - 6dBi) = 20.68 dBm.

802.11ac-VHT80+80: Limit = 23.98dBm - (6.3dBi - 6dBi) = 23.68 dBm.



3. Power Spectral Density Measurement Test Result

Product	ACCESS POINT	Temperature	24°C
Test Engineer	Kevin Ker	Relative Humidity	59%
Test Site	SR2	Test Date	2017/08/15
Test Item	Power Spectral Density (UNII-Band 1 & UNII-2A & UNII-2C)		

Test Mode	Data Rate/MCS	Channel No.	Freq. (MHz)	Ant 0 PSD (dBm/MHz)	Ant 1 PSD (dBm/MHz)	Ant 2 PSD (dBm/MHz)	Ant 3 PSD (dBm/MHz)	Duty Cycle (%)	Total PSD (dBm/MHz)	PSD Limit (dBm/MHz)	Result
Ant 0 + 1 + 2 + 3 (CDD Mode)											
11a	6Mbps	52	5260	1.20	1.18	1.31	1.13	97.08	7.35	≤ 7.69	Pass
11a	6Mbps	60	5300	1.02	1.01	1.01	1.07	97.08	7.18	≤ 7.69	Pass
11a	6Mbps	64	5320	1.13	0.83	1.23	0.80	97.08	7.15	≤ 7.69	Pass
11a	6Mbps	100	5500	1.65	1.44	0.90	1.34	97.08	7.49	≤ 7.69	Pass
11a	6Mbps	120	5600	1.52	1.21	1.13	1.37	97.08	7.46	≤ 7.69	Pass
11a	6Mbps	140	5700	1.43	1.25	0.50	0.85	97.08	7.17	≤ 7.69	Pass
11a	6Mbps	144	5720	2.07	1.54	0.85	1.37	97.08	7.63	≤ 7.69	Pass
11n-HT20	MCS0	52	5260	1.23	1.31	1.09	1.40	98.61	7.28	≤ 7.69	Pass
11n-HT20	MCS0	60	5300	1.44	1.12	1.20	1.20	98.61	7.26	≤ 7.69	Pass
11n-HT20	MCS0	64	5320	1.17	1.12	1.18	1.10	98.61	7.16	≤ 7.69	Pass
11n-HT20	MCS0	100	5500	1.78	1.26	1.15	1.52	98.61	7.45	≤ 7.69	Pass
11n-HT20	MCS0	120	5600	1.18	1.44	1.16	1.41	98.61	7.32	≤ 7.69	Pass
11n-HT20	MCS0	140	5700	1.84	1.43	0.95	1.32	98.61	7.42	≤ 7.69	Pass
11n-HT20	MCS0	144	5720	1.69	1.07	0.89	1.27	98.61	7.26	≤ 7.69	Pass
11n-HT40	MCS0	54	5270	0.78	1.23	0.82	0.95	96.97	7.10	≤ 7.69	Pass
11n-HT40	MCS0	62	5310	0.96	1.17	0.89	0.80	96.97	7.11	≤ 7.69	Pass
11n-HT40	MCS0	102	5510	1.37	1.30	0.53	1.14	96.97	7.25	≤ 7.69	Pass
11n-HT40	MCS0	118	5590	1.93	1.46	1.22	1.15	96.97	7.61	≤ 7.69	Pass
11n-HT40	MCS0	134	5670	1.75	1.52	1.05	1.40	96.97	7.59	≤ 7.69	Pass
11n-HT40	MCS0	142	5710	0.98	0.71	0.60	0.69	96.97	6.90	≤ 7.69	Pass



Test Mode	Data Rate/MCS	Channel No.	Freq. (MHz)	Ant 0 PSD (dBm/MHz)	Ant 1 PSD (dBm/MHz)	Ant 2 PSD (dBm/MHz)	Ant 3 PSD (dBm/MHz)	Duty Cycle (%)	Total PSD (dBm/MHz)	PSD Limit (dBm/MHz)	Result
Ant 0 + 1 + 2 + 3 (CDD Mode)											
11ac-VHT20	MCS0	52	5260	1.15	1.51	1.27	1.32	98.61	7.34	≤ 7.69	Pass
11ac-VHT20	MCS0	60	5300	1.42	1.37	1.01	1.08	98.61	7.24	≤ 7.69	Pass
11ac-VHT20	MCS0	64	5320	1.28	0.86	1.02	1.08	98.61	7.08	≤ 7.69	Pass
11ac-VHT20	MCS0	100	5500	1.85	1.17	1.18	1.54	98.61	7.46	≤ 7.69	Pass
11ac-VHT20	MCS0	120	5600	1.34	1.74	1.26	1.38	98.61	7.45	≤ 7.69	Pass
11ac-VHT20	MCS0	140	5700	2.17	1.46	0.80	1.09	98.61	7.43	≤ 7.69	Pass
11ac-VHT20	MCS0	144	5720	1.96	1.24	0.82	1.22	98.61	7.35	≤ 7.69	Pass
11ac-VHT40	MCS0	54	5270	0.78	1.22	0.74	1.07	97.18	7.10	≤ 7.69	Pass
11ac-VHT40	MCS0	62	5310	0.85	1.09	0.91	0.94	97.18	7.09	≤ 7.69	Pass
11ac-VHT40	MCS0	102	5510	1.65	1.31	0.73	1.40	97.18	7.43	≤ 7.69	Pass
11ac-VHT40	MCS0	118	5590	1.79	1.26	1.15	0.91	97.18	7.43	≤ 7.69	Pass
11ac-VHT40	MCS0	134	5670	1.11	1.08	0.80	1.18	97.18	7.19	≤ 7.69	Pass
11ac-VHT40	MCS0	142	5710	1.47	1.11	0.70	1.23	97.18	7.28	≤ 7.69	Pass
11ac-VHT80	MCS0	58	5290	-0.36	-0.43	-0.84	-0.82	94.11	5.68	≤ 7.69	Pass
11ac-VHT80	MCS0	106	5530	-0.31	-0.30	-0.60	-0.18	94.11	5.94	≤ 7.69	Pass
11ac-VHT80	MCS0	122	5610	-0.20	-0.18	-0.26	-0.21	94.11	6.07	≤ 7.69	Pass
11ac-VHT80	MCS0	138	5690	0.41	-0.10	-0.72	-0.02	94.11	6.20	≤ 7.69	Pass
Non-contiguous 80+80 MHz mode fall within different UNII band											
11ac-VHT80+80	MCS0	58	5290	2.37	2.62	--	--	94.11	5.77	≤ 10.70	Pass
11ac-VHT80+80	MCS0	58	5290	--	--	2.93	3.20	94.11	6.34	≤ 10.70	Pass
11ac-VHT80+80	MCS0	106	5530	2.55	1.89	--	--	94.11	5.51	≤ 10.70	Pass
11ac-VHT80+80	MCS0	106	5530	--	--	2.59	3.11	94.11	6.13	≤ 10.70	Pass
11ac-VHT80+80	MCS0	122	5610	2.22	2.26	--	--	94.11	5.51	≤ 10.70	Pass
11ac-VHT80+80	MCS0	122	5610	--	--	2.94	3.74	94.11	6.63	≤ 10.70	Pass
11ac-VHT80+80	MCS0	138	5690	2.17	2.99	--	--	94.11	5.87	≤ 10.70	Pass
11ac-VHT80+80	MCS0	138	5690	--	--	2.89	3.41	94.11	6.43	≤ 10.70	Pass
Non-contiguous 80+80 MHz mode fall within same UNII band											
11ac-VHT80+80	MCS0	106	5530	1.42	0.60	--	--	94.11	6.75	≤ 10.70	Pass
11ac-VHT80+80	MCS0	138	5690	--	--	-0.40	0.02				
11ac-VHT80+80	MCS0	106	5530	--	--	0.34	0.35	94.11	6.74	≤ 10.70	Pass
11ac-VHT80+80	MCS0	138	5690	0.92	0.18	--	--				



Mode	Channel No.	Test Frequency (MHz)	Data Rate/MCS	Ant 0 PSD (dBm/MHz)	Ant 1 PSD (dBm/MHz)	Ant 2 PSD (dBm/MHz)	Ant 3 PSD (dBm/MHz)	Duty Cycle (%)	Total PSD (dBm/MHz)	PSD Limit (dBm/MHz)	Result
11ac-VHT80+80 (Contiguous 80+80 MHz mode)											
11ac-VHT 80+80	42	5210	MCS0	-3.88	-3.80	--	--	96.54	-0.68	≤ 13.69	Pass
	58	5290	MCS0	--	--	-4.55	-4.03	96.54	-1.12	≤ 7.69	Pass
11ac-VHT 80+80	106	5530	MCS0	0.92	0.13	--	--	96.54	6.39	≤ 7.69	Pass
	122	5610	MCS0	--	--	-0.38	0.10				

Note 1: When EUT duty cycle ≥ 98%, Total PSD (dBm/MHz) = $10 \cdot \log \{ 10^{(\text{Ant 0 PSD}/10)} + 10^{(\text{Ant 1 PSD}/10)} + 10^{(\text{Ant 2 PSD}/10)} + 10^{(\text{Ant 3 PSD}/10)} \}$ (dBm/MHz).

Note 2: When EUT duty cycle < 98%, Total PSD (dBm/MHz) = $10 \cdot \log \{ 10^{(\text{Ant 0 PSD}/10)} + 10^{(\text{Ant 1 PSD}/10)} + 10^{(\text{Ant 2 PSD}/10)} + 10^{(\text{Ant 3 PSD}/10)} \}$ (dBm/MHz) + $10 \cdot \log (1/\text{Duty Cycle})$.

Note 3: For 802.11ac-VHT80+80 mode fall within different UNII band:

Ant 0 & Ant 1: Total PSD (dBm/MHz) = $10 \cdot \log \{ 10^{(\text{Ant 0 PSD}/10)} + 10^{(\text{Ant 1 PSD}/10)} \}$ (dBm/MHz) + $10 \cdot \log (1/\text{Duty Cycle})$.

Ant 2 & Ant 3: Total PSD (dBm/MHz) = $10 \cdot \log \{ 10^{(\text{Ant 2 PSD}/10)} + 10^{(\text{Ant 3 PSD}/10)} \}$ (dBm/MHz) + $10 \cdot \log (1/\text{Duty Cycle})$.

For 802.11ac-VHT80+80 mode fall within same UNII band:

Total PSD (dBm/MHz) = $10 \cdot \log \{ 10^{(\text{Ant 0 PSD}/10)} + 10^{(\text{Ant 1 PSD}/10)} + 10^{(\text{Ant 2 PSD}/10)} + 10^{(\text{Ant 3 PSD}/10)} \}$ + $10 \cdot \log (1/\text{Duty Cycle})$.

Note 4: For 802.11ac-VHT80+80 Contiguous Mode

5210MHz Fall within UNII-1: Total PSD (dBm/MHz) = $10 \cdot \log \{ 10^{(\text{Ant 0 PSD}/10)} + 10^{(\text{Ant 1 PSD}/10)} \}$ (dBm/MHz) + $10 \cdot \log (1/\text{Duty Cycle})$.

5290MHz Fall within UNII-2A: Total PSD (dBm/MHz) = $10 \cdot \log \{ 10^{(\text{Ant 2 PSD}/10)} + 10^{(\text{Ant 3 PSD}/10)} \}$ (dBm/MHz) + $10 \cdot \log (1/\text{Duty Cycle})$.

5530MHz & 5610MHz Fall within UNII-2C: Total PSD (dBm/MHz) = $10 \cdot \log \{ 10^{(\text{Ant 0 PSD}/10)} + 10^{(\text{Ant 1 PSD}/10)} + 10^{(\text{Ant 2 PSD}/10)} + 10^{(\text{Ant 3 PSD}/10)} \}$ (dBm/MHz) + $10 \cdot \log (1/\text{Duty Cycle})$.

Note 5: PSD Limit Calculation as below:

For 5150-5250MHz: Limit = 17dBm/MHz - (9.31dBi - 6dBi) = 13.69 dBm/MHz.

For 5250-5350MHz, 5470-5725MHz

802.11a/n-HT20/n-HT40/ac-VHT20/ac-VHT40/ac-VHT80:

Limit = 11dBm/MHz - (9.31dBi - 6dBi) = 7.69 dBm/MHz.

802.11ac-VHT80+80: Limit = 11dBm/MHz - (6.3dBi - 6dBi) = 10.70 dBm/MHz.



Test Mode	Data Rate/MCS	Channel No.	Freq. (MHz)	Ant 0 PSD (dBm/MHz)	Ant 1 PSD (dBm/MHz)	Ant 2 PSD (dBm/MHz)	Ant 3 PSD (dBm/MHz)	Duty Cycle (%)	Total PSD (dBm/MHz)	PSD Limit (dBm/MHz)	Result
Ant 0 + 1 + 2 + 3 (Beam-Forming Mode)											
11n-HT20	MCS0	52	5260	1.23	1.31	1.09	1.40	98.61	7.28	≤ 7.70	Pass
11n-HT20	MCS0	60	5300	1.44	1.12	1.20	1.20	98.61	7.26	≤ 7.70	Pass
11n-HT20	MCS0	64	5320	1.17	1.12	1.18	1.10	98.61	7.16	≤ 7.70	Pass
11n-HT20	MCS0	100	5500	1.78	1.26	1.15	1.52	98.61	7.45	≤ 7.70	Pass
11n-HT20	MCS0	120	5600	1.18	1.44	1.16	1.41	98.61	7.32	≤ 7.70	Pass
11n-HT20	MCS0	140	5700	1.84	1.43	0.95	1.32	98.61	7.42	≤ 7.70	Pass
11n-HT20	MCS0	144	5720	1.69	1.07	0.89	1.27	98.61	7.26	≤ 7.70	Pass
11n-HT40	MCS0	54	5270	-0.12	-0.24	-0.23	-0.04	96.97	6.00	≤ 7.70	Pass
11n-HT40	MCS0	62	5310	-0.04	-0.17	-0.46	-0.27	96.97	5.92	≤ 7.70	Pass
11n-HT40	MCS0	102	5510	0.95	0.16	-0.45	-0.04	96.97	6.34	≤ 7.70	Pass
11n-HT40	MCS0	118	5590	0.19	0.34	0.07	0.15	96.97	6.34	≤ 7.70	Pass
11n-HT40	MCS0	134	5670	0.25	-0.13	0.19	-0.01	96.97	6.23	≤ 7.70	Pass
11n-HT40	MCS0	142	5710	0.98	0.71	0.60	0.69	96.97	6.90	≤ 7.70	Pass
11ac-VHT20	MCS0	52	5260	1.15	1.51	1.27	1.32	98.61	7.34	≤ 7.70	Pass
11ac-VHT20	MCS0	60	5300	1.42	1.37	1.01	1.08	98.61	7.24	≤ 7.70	Pass
11ac-VHT20	MCS0	64	5320	1.28	0.86	1.02	1.08	98.61	7.08	≤ 7.70	Pass
11ac-VHT20	MCS0	100	5500	1.85	1.17	1.18	1.54	98.61	7.46	≤ 7.70	Pass
11ac-VHT20	MCS0	120	5600	1.34	1.74	1.26	1.38	98.61	7.45	≤ 7.70	Pass
11ac-VHT20	MCS0	140	5700	2.17	1.46	0.80	1.09	98.61	7.43	≤ 7.70	Pass
11ac-VHT20	MCS0	144	5720	1.96	1.24	0.82	1.22	98.61	7.35	≤ 7.70	Pass
11ac-VHT40	MCS0	54	5270	0.04	-0.18	-0.50	-0.33	97.18	5.91	≤ 7.70	Pass
11ac-VHT40	MCS0	62	5310	-0.35	-0.25	-0.37	-0.46	97.18	5.79	≤ 7.70	Pass
11ac-VHT40	MCS0	102	5510	0.53	-0.13	-0.59	0.05	97.18	6.13	≤ 7.70	Pass
11ac-VHT40	MCS0	118	5590	0.92	0.59	-0.04	0.08	97.18	6.55	≤ 7.70	Pass
11ac-VHT40	MCS0	134	5670	0.42	0.09	0.11	0.37	97.18	6.39	≤ 7.70	Pass
11ac-VHT40	MCS0	142	5710	0.97	0.50	-0.09	-0.05	97.18	6.50	≤ 7.70	Pass
11ac-VHT80	MCS0	58	5290	-3.52	-3.28	-3.67	-3.75	94.11	2.73	≤ 7.70	Pass
11ac-VHT80	MCS0	106	5530	-2.41	-3.37	-3.69	-3.51	94.11	3.07	≤ 7.70	Pass
11ac-VHT80	MCS0	122	5610	-2.35	-2.72	-3.02	-2.93	94.11	3.54	≤ 7.70	Pass
11ac-VHT80	MCS0	138	5690	-2.65	-2.90	-3.28	-2.85	94.11	3.37	≤ 7.70	Pass



Test Mode	Data Rate/MCS	Channel No.	Freq. (MHz)	Ant 0 PSD (dBm/MHz)	Ant 1 PSD (dBm/MHz)	Ant 2 PSD (dBm/MHz)	Ant 3 PSD (dBm/MHz)	Duty Cycle (%)	Total PSD (dBm/MHz)	PSD Limit (dBm/MHz)	Result
Ant 0 + 1 + 2 + 3 (Beam-Forming Mode)											
Non-contiguous 80+80 MHz mode fall within different UNII band											
11ac-VHT80+80	MCS0	58	5290	2.37	2.62	--	--	94.11	5.77	≤ 10.70	Pass
11ac-VHT80+80	MCS0	58	5290	--	--	2.93	3.20	94.11	6.34	≤ 10.70	Pass
11ac-VHT80+80	MCS0	106	5530	2.55	1.89	--	--	94.11	5.51	≤ 10.70	Pass
11ac-VHT80+80	MCS0	106	5530	--	--	2.59	3.11	94.11	6.13	≤ 10.70	Pass
11ac-VHT80+80	MCS0	122	5610	2.22	2.26	--	--	94.11	5.51	≤ 10.70	Pass
11ac-VHT80+80	MCS0	122	5610	--	--	2.94	3.74	94.11	6.63	≤ 10.70	Pass
11ac-VHT80+80	MCS0	138	5690	2.17	2.99	--	--	94.11	5.87	≤ 10.70	Pass
11ac-VHT80+80	MCS0	138	5690	--	--	2.89	3.41	94.11	6.43	≤ 10.70	Pass
Non-contiguous 80+80 MHz mode fall within same UNII band											
11ac-VHT80+80	MCS0	106	5530	1.42	0.60	--	--	94.11	6.75	≤ 10.70	Pass
11ac-VHT80+80	MCS0	138	5690	--	--	-0.40	0.02				
11ac-VHT80+80	MCS0	106	5530	--	--	0.34	0.35	94.11	6.74	≤ 10.70	Pass
11ac-VHT80+80	MCS0	138	5690	0.92	0.18	--	--				

Note 1: When EUT duty cycle ≥ 98%, Total PSD (dBm/MHz) = $10 \cdot \log \{ 10^{(\text{Ant 0 PSD}/10)} + 10^{(\text{Ant 1 PSD}/10)} + 10^{(\text{Ant 2 PSD}/10)} + 10^{(\text{Ant 3 PSD}/10)} \}$ (dBm/MHz).

Note 2: When EUT duty cycle < 98%, Total PSD (dBm/MHz) = $10 \cdot \log \{ 10^{(\text{Ant 0 PSD}/10)} + 10^{(\text{Ant 1 PSD}/10)} + 10^{(\text{Ant 2 PSD}/10)} + 10^{(\text{Ant 3 PSD}/10)} \}$ (dBm/MHz) + $10 \cdot \log (1/\text{Duty Cycle})$.

Note 3: For 802.11ac-VHT80+80:

Ant 0 & Ant 1: Total PSD (dBm/MHz) = $10 \cdot \log \{ 10^{(\text{Ant 0 PSD}/10)} + 10^{(\text{Ant 1 PSD}/10)} \}$ (dBm/MHz) + $10 \cdot \log (1/\text{Duty Cycle})$.

Ant 2 & Ant 3: Total PSD (dBm/MHz) = $10 \cdot \log \{ 10^{(\text{Ant 2 PSD}/10)} + 10^{(\text{Ant 3 PSD}/10)} \}$ (dBm/MHz) + $10 \cdot \log (1/\text{Duty Cycle})$.

Note 4: PSD Limit Calculation as below:

For 5250-5350MHz, 5470-5725MHz

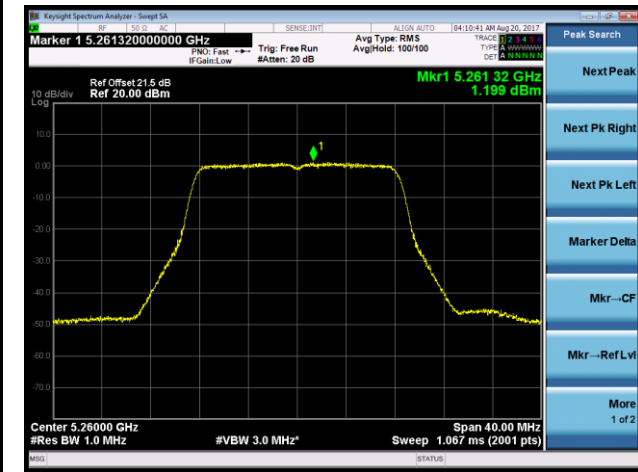
802.11n-HT20/n-HT40/ac-VHT20/ac-VHT40/ac-VHT80:

11dBm/MHz - (9.3dBi - 6dBi) = 7.70 dBm/MHz.

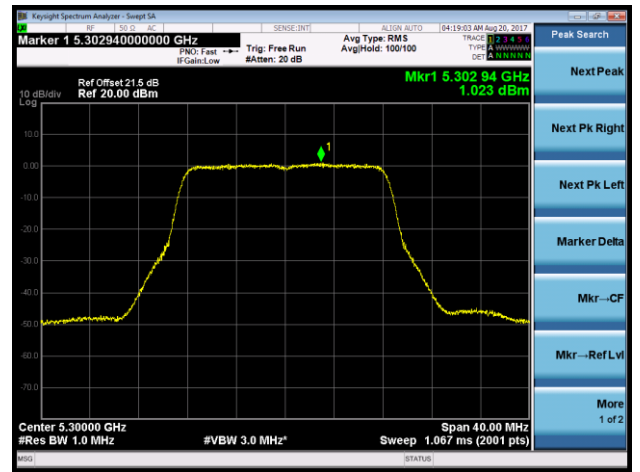
802.11ac-VHT80+80: 11dBm/MHz - (6.3dBi - 6dBi) = 10.70 dBm/MHz.

802.11a Power Spectral Density - Ant 0 / Ant 0 + 1 + 2 + 3 (CDD Mode)

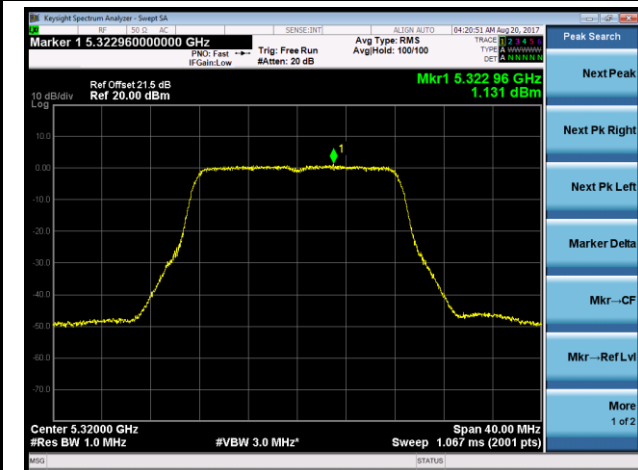
Channel 52 (5260MHz)



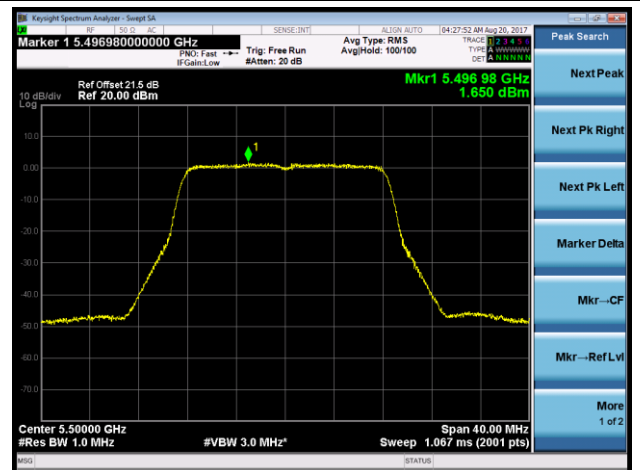
Channel 60 (5300MHz)



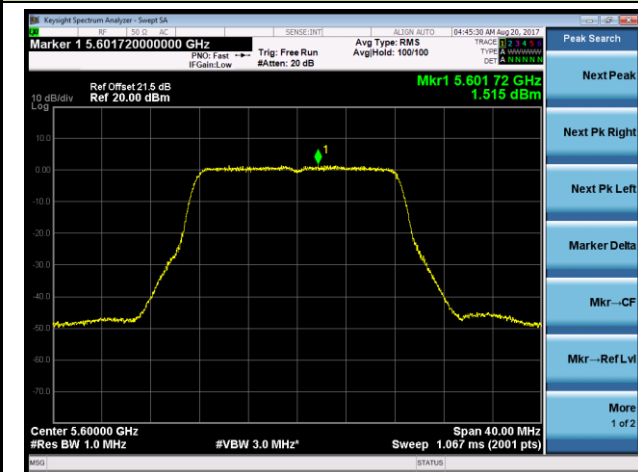
Channel 64 (5320MHz)



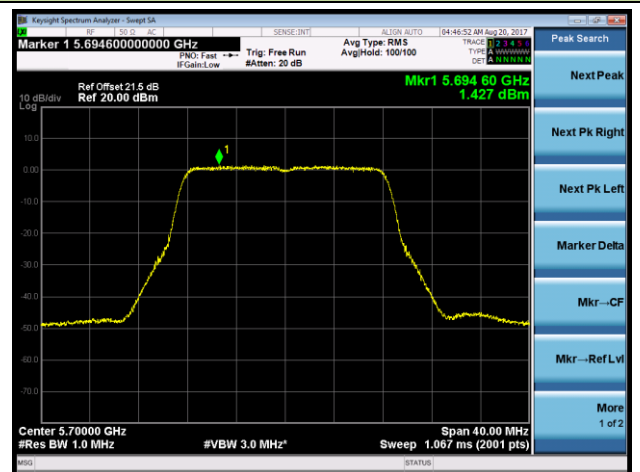
Channel 100 (5500MHz)



Channel 120 (5600MHz)

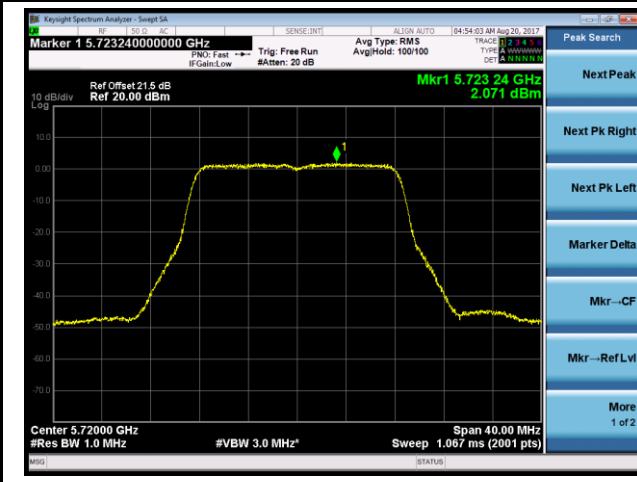


Channel 140 (5700MHz)



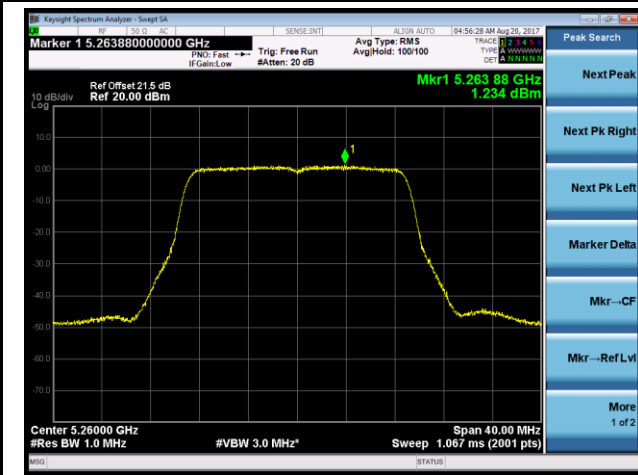
802.11a Power Spectral Density - Ant 0 / Ant 0 + 1 + 2 + 3 (CDD Mode)

Channel 144 (5720MHz)

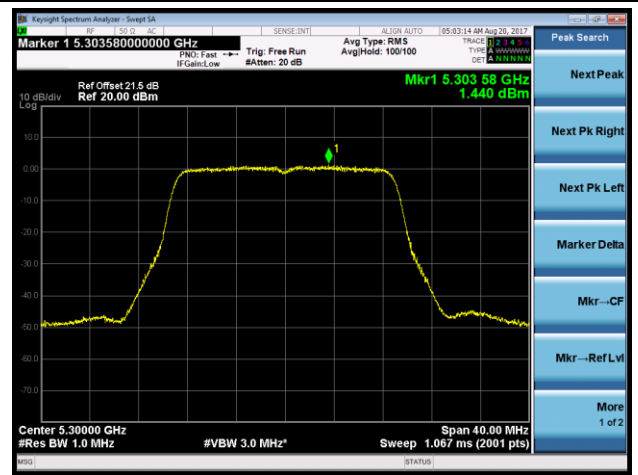


802.11n-HT20 Power Spectral Density - Ant 0 / Ant 0 + 1 + 2 + 3 (CDD Mode)

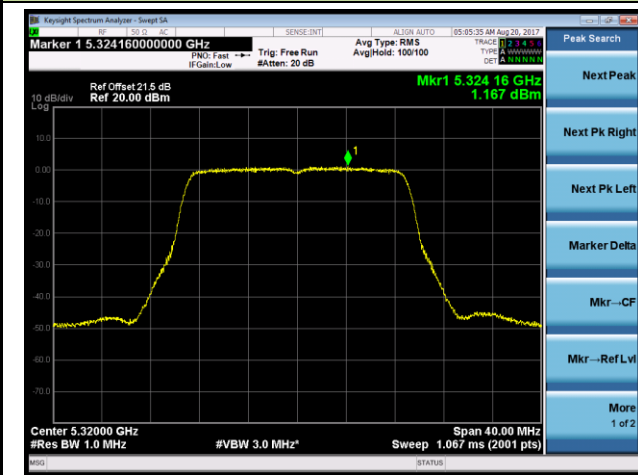
Channel 52 (5260MHz)



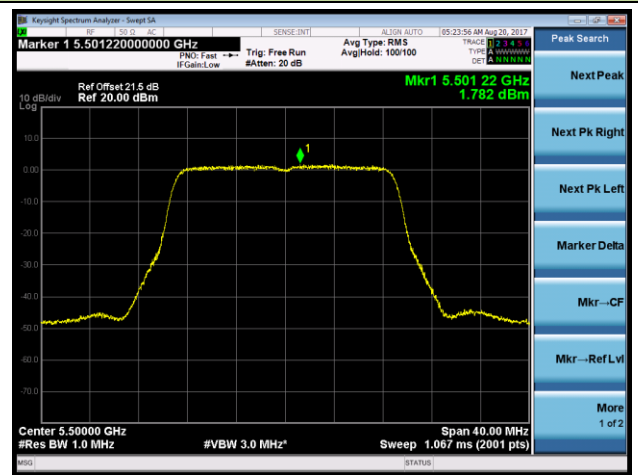
Channel 60 (5300MHz)



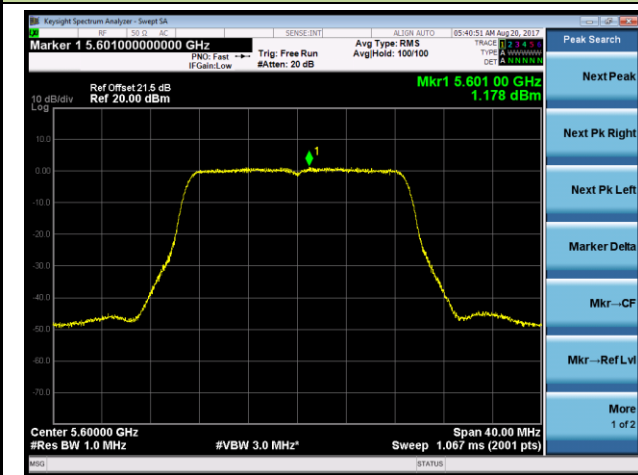
Channel 64 (5320MHz)



Channel 100 (5500MHz)



Channel 120 (5600MHz)



Channel 140 (5700MHz)

