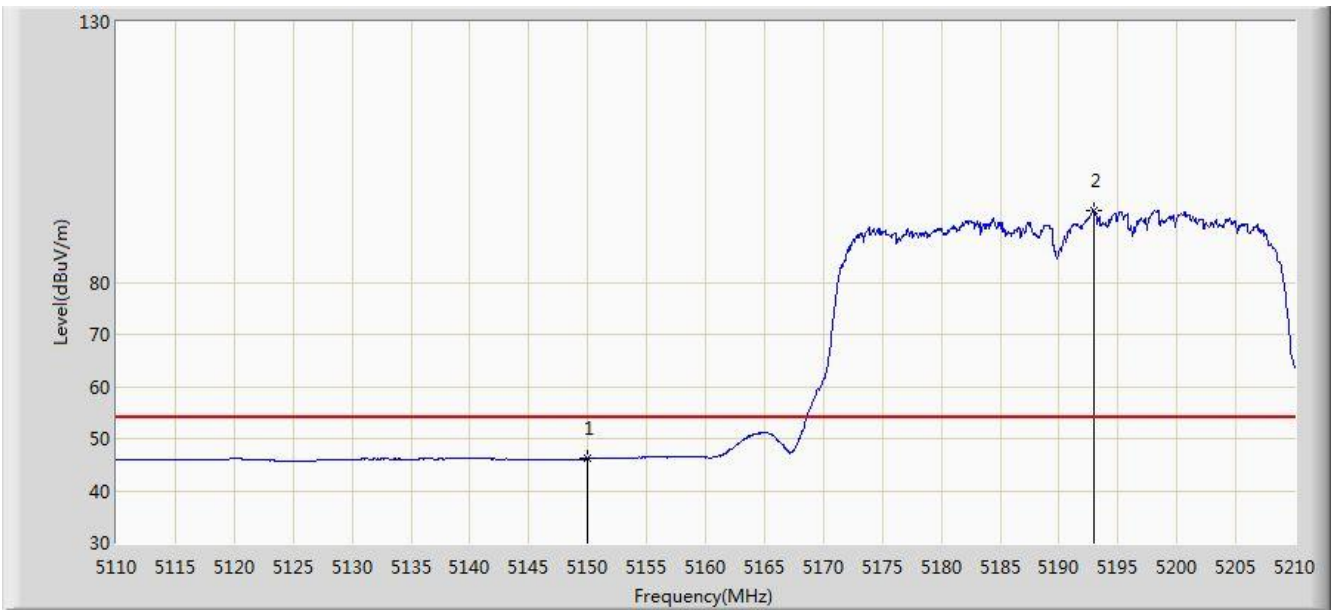




Site: AC1	Time: 2017/09/05 - 05:26
Limit: FCC_Part15.209_RE(3m)	Engineer: Kevin Ker
Probe: BBHA9120D_1GHz_18GHz_TW	Polarity: Vertical
EUT: ACCESS POINT - Directional Antenna (MT-484052/NVH)	Power: POE (DC 57V)
Test Mode: Transmit by 802.11ac-VHT40 at Channel 5190MHz Ant 0 + 1 + 2 + 3 (Beam-Forming Mode)	



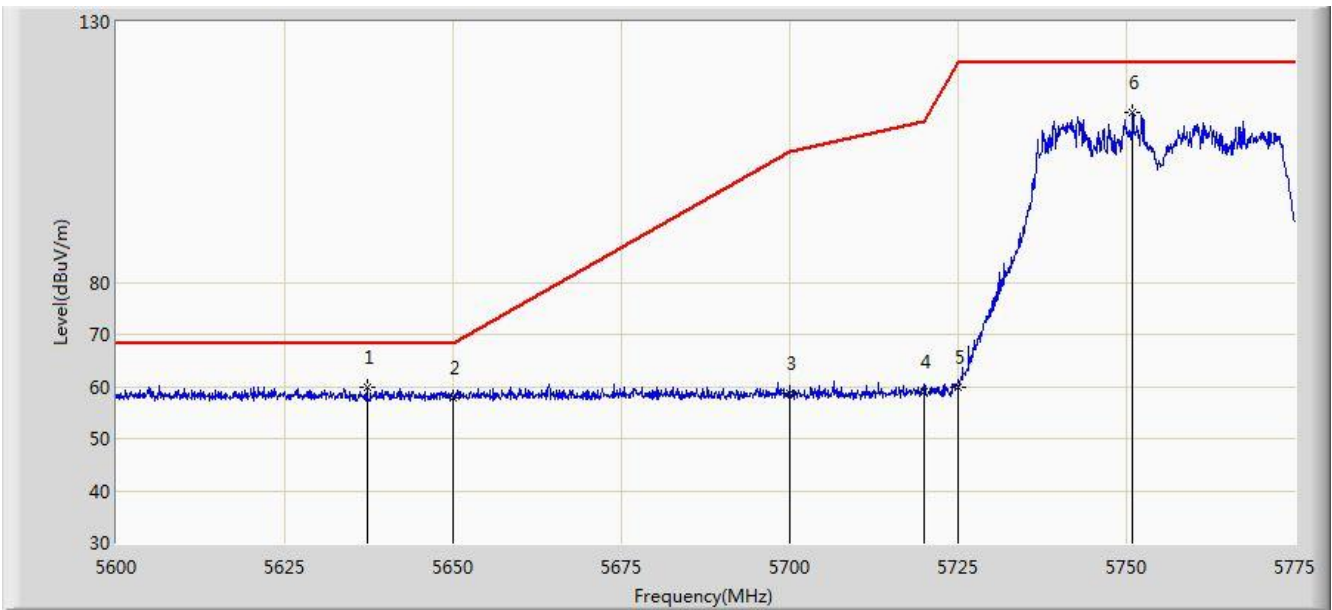
No	Flag	Mark	Frequency (MHz)	Measure Level (dBuV/m)	Reading Level (dBuV)	Over Limit (dB)	Limit (dBuV/m)	Factor (dB)	Type
1			5150.000	46.097	41.928	-7.903	54.000	4.170	AV
2		*	5192.900	93.821	89.798	N/A	N/A	4.023	AV

Note: Measure Level (dBμV/m) = Reading Level (dBμV) + Factor (dB)

Factor (dB) = Cable Loss (dB) + Antenna Factor (dB/m) - Pre\_Amplifier Gain (dB)



Site: AC1	Time: 2017/09/05 - 06:04
Limit: FCC_Part15.407_RE(3m)	Engineer: Kevin Ker
Probe: BBHA9120D_1GHz_18GHz_TW	Polarity: Horizontal
EUT: ACCESS POINT - Directional Antenna (MT-484052/NVH)	Power: POE (DC 57V)
Test Mode: Transmit by 802.11ac-VHT40 at Channel 5755MHz Ant 0 + 1 + 2 + 3 (Beam-Forming Mode)	



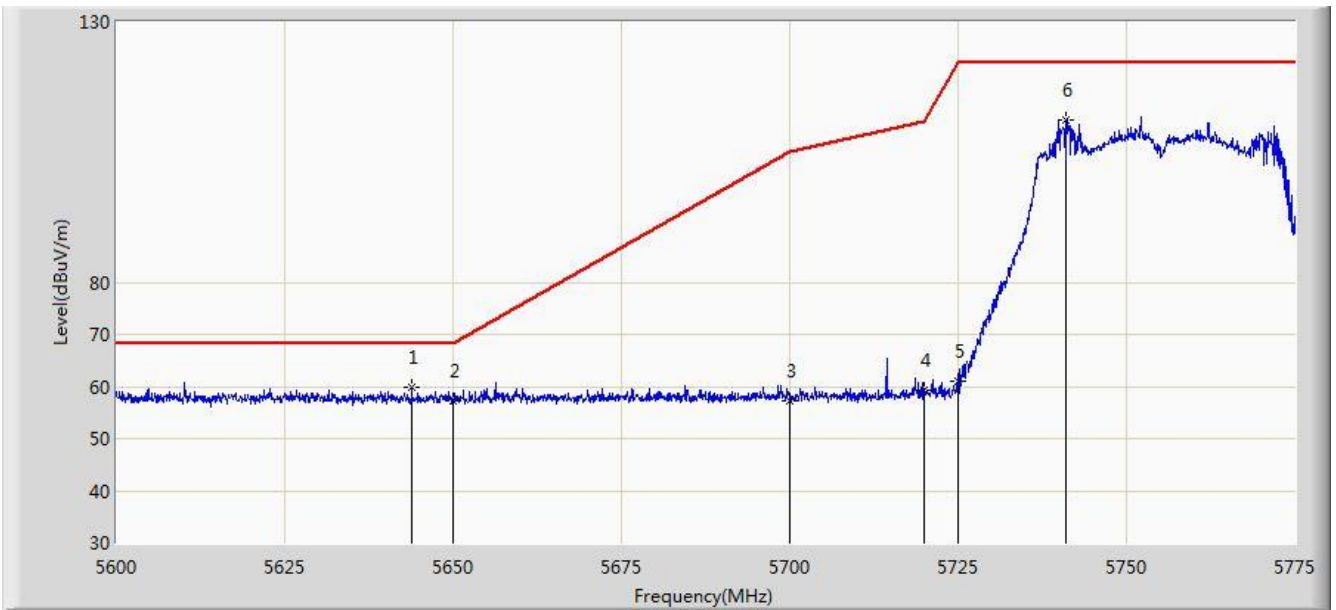
No	Flag	Mark	Frequency (MHz)	Measure Level (dBuV/m)	Reading Level (dBuV)	Over Limit (dB)	Limit (dBuV/m)	Factor (dB)	Type
1		*	5637.187	59.889	55.259	-8.311	68.200	4.630	PK
2			5650.000	57.835	53.164	-10.365	68.200	4.671	PK
3			5700.000	58.599	53.721	-46.601	105.200	4.878	PK
4			5720.000	58.877	53.880	-51.923	110.800	4.997	PK
5			5725.000	59.949	54.920	-62.251	122.200	5.029	PK
6			5750.937	112.747	107.558	N/A	N/A	5.188	PK

Note: Measure Level (dBμV/m) = Reading Level (dBμV) + Factor (dB)

Factor (dB) = Cable Loss (dB) + Antenna Factor (dB/m) - Pre\_Amplifier Gain (dB)



Site: AC1	Time: 2017/09/05 - 06:07
Limit: FCC_Part15.407_RE(3m)	Engineer: Kevin Ker
Probe: BBHA9120D_1GHz_18GHz_TW	Polarity: Vertical
EUT: ACCESS POINT - Directional Antenna (MT-484052/NVH)	Power: POE (DC 57V)
Test Mode: Transmit by 802.11ac-VHT40 at Channel 5755MHz Ant 0 + 1 + 2 + 3 (Beam-Forming Mode)	



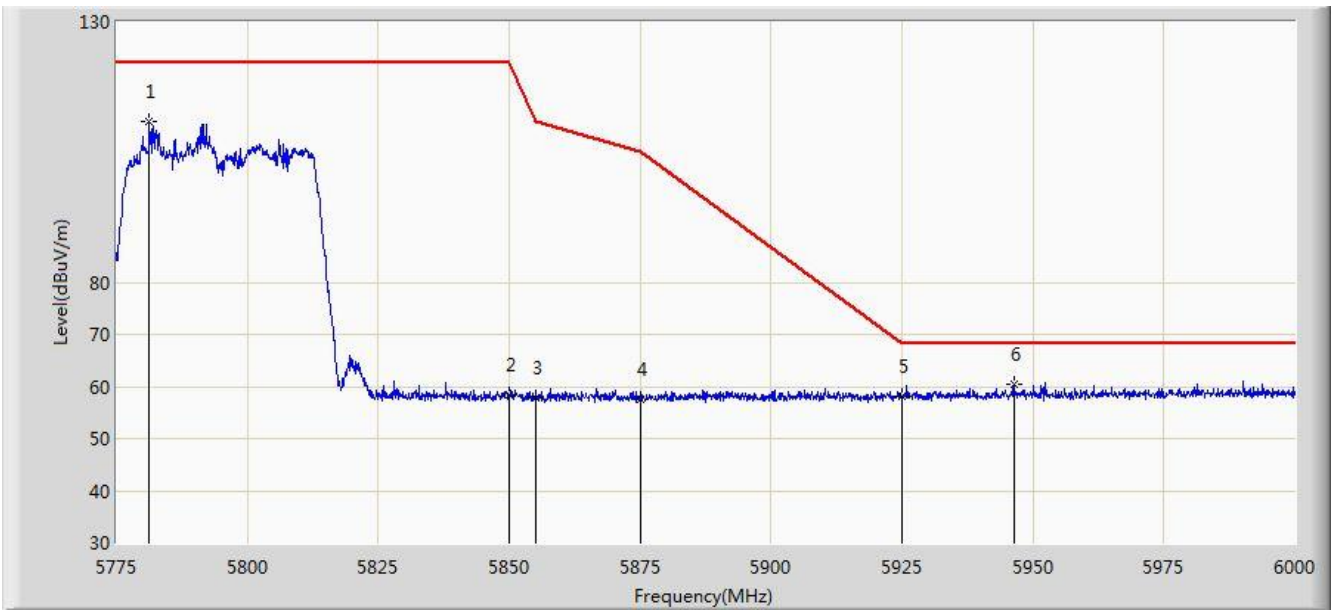
No	Flag	Mark	Frequency (MHz)	Measure Level (dBuV/m)	Reading Level (dBuV)	Over Limit (dB)	Limit (dBuV/m)	Factor (dB)	Type
1		*	5643.837	59.951	55.301	-8.249	68.200	4.651	PK
2			5650.000	57.226	52.555	-10.974	68.200	4.671	PK
3			5700.000	57.312	52.434	-47.888	105.200	4.878	PK
4			5720.000	59.344	54.347	-51.456	110.800	4.997	PK
5			5725.000	61.093	56.064	-61.107	122.200	5.029	PK
6			5741.050	111.292	106.161	N/A	N/A	5.131	PK

Note: Measure Level (dBμV/m) = Reading Level (dBμV) + Factor (dB)

Factor (dB) = Cable Loss (dB) + Antenna Factor (dB/m) - Pre\_Amplifier Gain (dB)



Site: AC1	Time: 2017/09/05 - 06:08
Limit: FCC_Part15.407_RE(3m)	Engineer: Kevin Ker
Probe: BBHA9120D_1GHz_18GHz_TW	Polarity: Horizontal
EUT: ACCESS POINT - Directional Antenna (MT-484052/NVH)	Power: POE (DC 57V)
Test Mode: Transmit by 802.11ac-VHT40 at Channel 5795MHz Ant 0 + 1 + 2 + 3 (Beam-Forming Mode)	



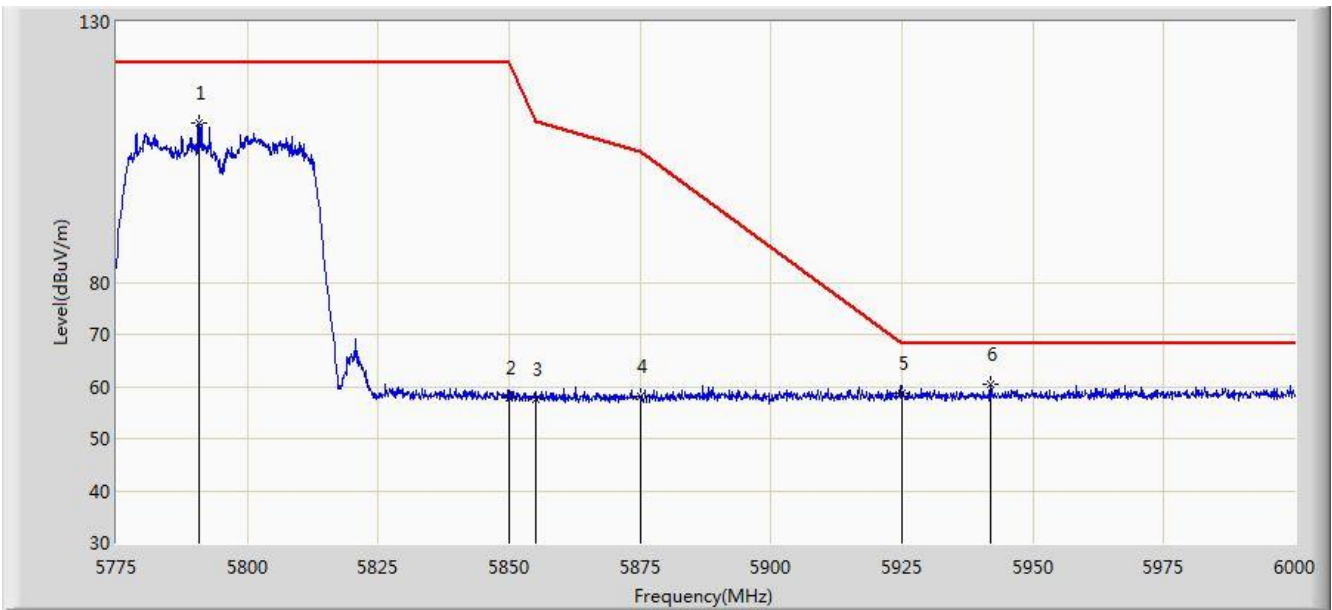
No	Flag	Mark	Frequency (MHz)	Measure Level (dBuV/m)	Reading Level (dBuV)	Over Limit (dB)	Limit (dBuV/m)	Factor (dB)	Type
1			5781.300	110.965	105.617	N/A	N/A	5.348	PK
2			5850.000	58.338	52.612	-63.862	122.200	5.726	PK
3			5855.000	57.706	51.960	-53.094	110.800	5.746	PK
4			5875.000	57.605	51.785	-47.595	105.200	5.820	PK
5			5925.000	58.174	52.208	-10.026	68.200	5.967	PK
6		*	5946.337	60.302	54.283	-7.898	68.200	6.019	PK

Note: Measure Level (dBμV/m) = Reading Level (dBμV) + Factor (dB)

Factor (dB) = Cable Loss (dB) + Antenna Factor (dB/m) - Pre\_Amplifier Gain (dB)



Site: AC1	Time: 2017/09/05 - 06:11
Limit: FCC_Part15.407_RE(3m)	Engineer: Kevin Ker
Probe: BBHA9120D_1GHz_18GHz_TW	Polarity: Vertical
EUT: ACCESS POINT - Directional Antenna (MT-484052/NVH)	Power: POE (DC 57V)
Test Mode: Transmit by 802.11ac-VHT40 at Channel 5795MHz Ant 0 + 1 + 2 + 3 (Beam-Forming Mode)	



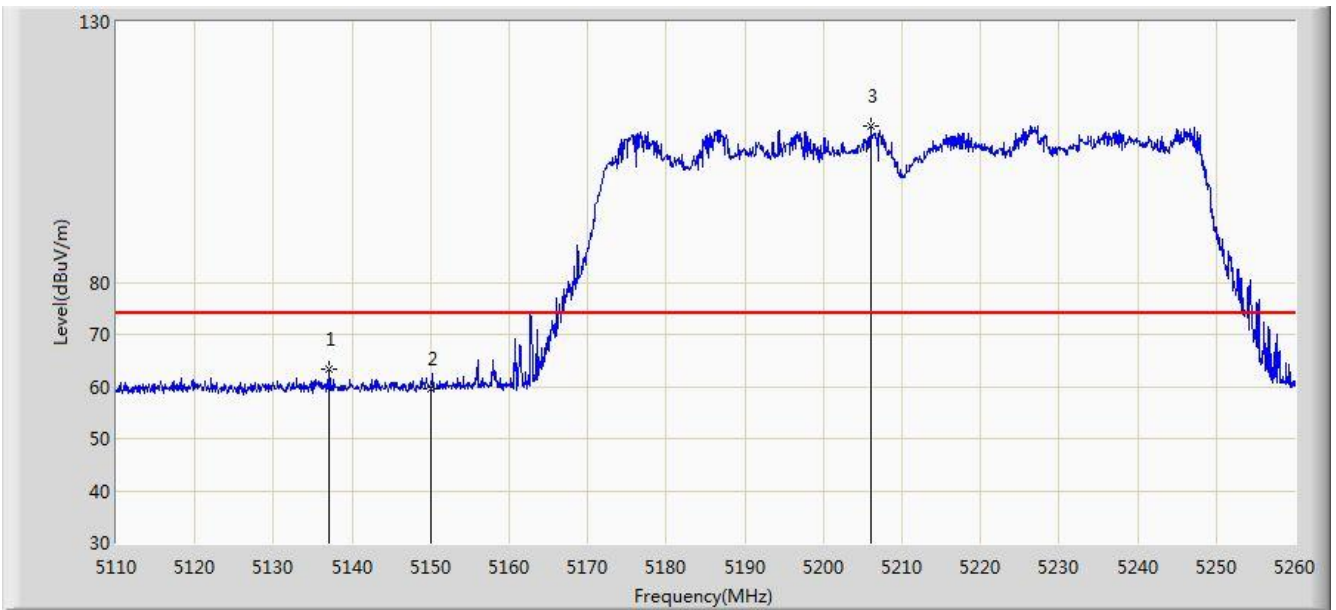
No	Flag	Mark	Frequency (MHz)	Measure Level (dBuV/m)	Reading Level (dBuV)	Over Limit (dB)	Limit (dBuV/m)	Factor (dB)	Type
1			5790.750	110.701	105.305	N/A	N/A	5.396	PK
2			5850.000	57.963	52.237	-64.237	122.200	5.726	PK
3			5855.000	57.487	51.741	-53.313	110.800	5.746	PK
4			5875.000	58.066	52.246	-47.134	105.200	5.820	PK
5			5925.000	58.724	52.758	-9.476	68.200	5.967	PK
6		*	5941.837	60.333	54.325	-7.867	68.200	6.008	PK

Note: Measure Level (dBμV/m) = Reading Level (dBμV) + Factor (dB)

Factor (dB) = Cable Loss (dB) + Antenna Factor (dB/m) - Pre\_Amplifier Gain (dB)



Site: AC1	Time: 2017/09/05 - 06:24
Limit: FCC_Part15.209_RE(3m)	Engineer: Kevin Ker
Probe: BBHA9120D_1GHz_18GHz_TW	Polarity: Horizontal
EUT: ACCESS POINT - Directional Antenna (MT-484052/NVH)	Power: POE (DC 57V)
Test Mode: Transmit by 802.11ac-VHT80 at Channel 5210MHz Ant 0 + 1 + 2 + 3 (Beam-Forming Mode)	



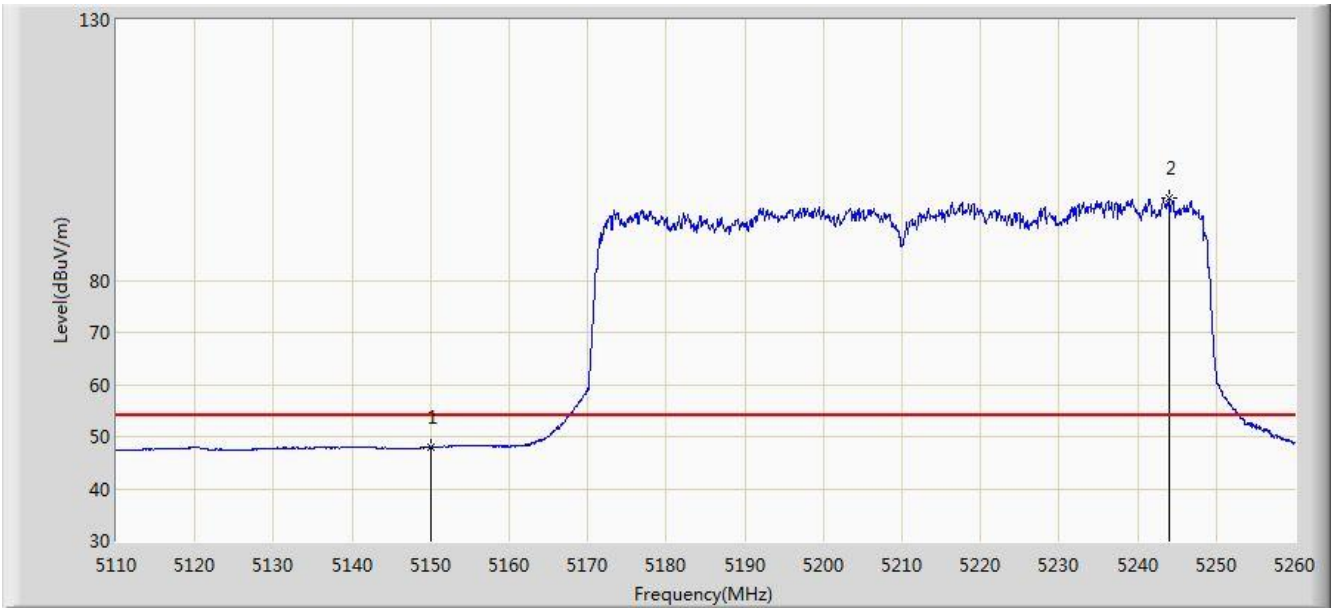
No	Flag	Mark	Frequency (MHz)	Measure Level (dBuV/m)	Reading Level (dBuV)	Over Limit (dB)	Limit (dBuV/m)	Factor (dB)	Type
1			5137.150	63.360	59.185	-10.640	74.000	4.175	PK
2			5150.000	59.643	55.474	-14.357	74.000	4.170	PK
3		*	5206.000	109.899	105.918	N/A	N/A	3.980	PK

Note: Measure Level (dBμV/m) = Reading Level (dBμV) + Factor (dB)

Factor (dB) = Cable Loss (dB) + Antenna Factor (dB/m) - Pre\_Amplifier Gain (dB)



Site: AC1	Time: 2017/09/05 - 06:25
Limit: FCC_Part15.209_RE(3m)	Engineer: Kevin Ker
Probe: BBHA9120D_1GHz_18GHz_TW	Polarity: Horizontal
EUT: ACCESS POINT - Directional Antenna (MT-484052/NVH)	Power: POE (DC 57V)
Test Mode: Transmit by 802.11ac-VHT80 at Channel 5210MHz Ant 0 + 1 + 2 + 3 (Beam-Forming Mode)	



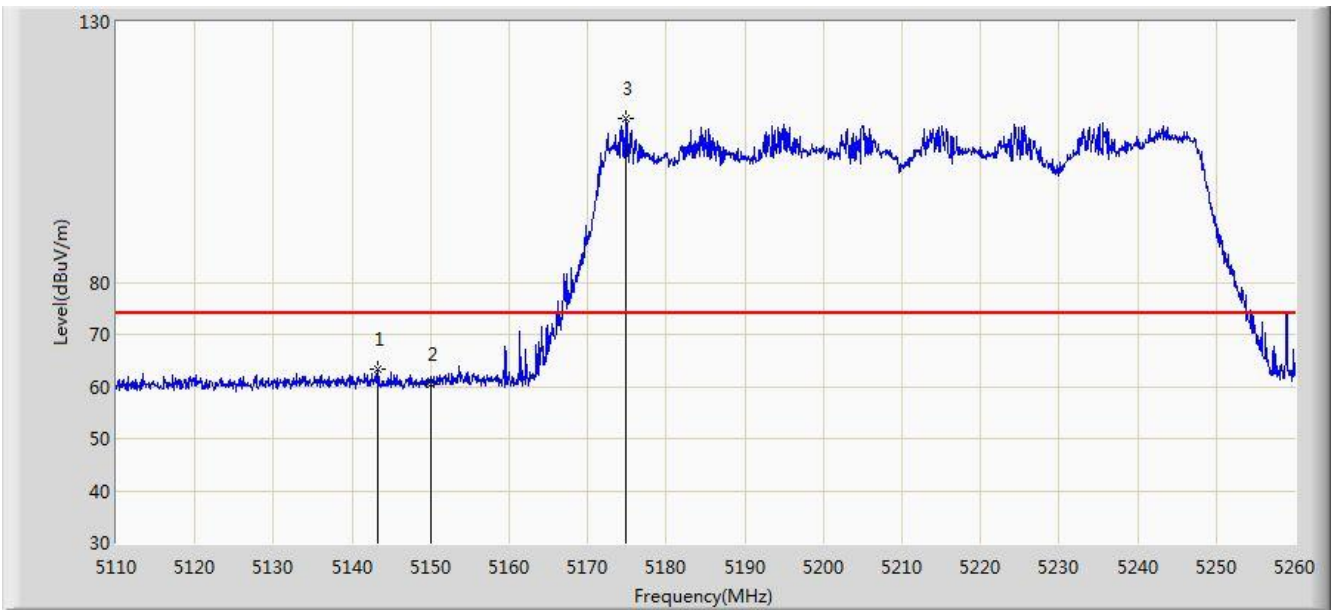
No	Flag	Mark	Frequency (MHz)	Measure Level (dBuV/m)	Reading Level (dBuV)	Over Limit (dB)	Limit (dBuV/m)	Factor (dB)	Type
1			5150.000	47.926	43.757	-6.074	54.000	4.170	AV
2		*	5244.025	95.709	91.841	N/A	N/A	3.868	AV

Note: Measure Level (dBμV/m) = Reading Level (dBμV) + Factor (dB)

Factor (dB) = Cable Loss (dB) + Antenna Factor (dB/m) - Pre\_Amplifier Gain (dB)



Site: AC1	Time: 2017/09/05 - 06:28
Limit: FCC_Part15.209_RE(3m)	Engineer: Kevin Ker
Probe: BBHA9120D_1GHz_18GHz_TW	Polarity: Vertical
EUT: ACCESS POINT - Directional Antenna (MT-484052/NVH)	Power: POE (DC 57V)
Test Mode: Transmit by 802.11ac-VHT80 at Channel 5210MHz Ant 0 + 1 + 2 + 3 (Beam-Forming Mode)	



No	Flag	Mark	Frequency (MHz)	Measure Level (dBuV/m)	Reading Level (dBuV)	Over Limit (dB)	Limit (dBuV/m)	Factor (dB)	Type
1			5143.300	63.301	59.125	-10.699	74.000	4.176	PK
2			5150.000	60.330	56.161	-13.670	74.000	4.170	PK
3		*	5174.800	111.452	107.365	N/A	N/A	4.088	PK

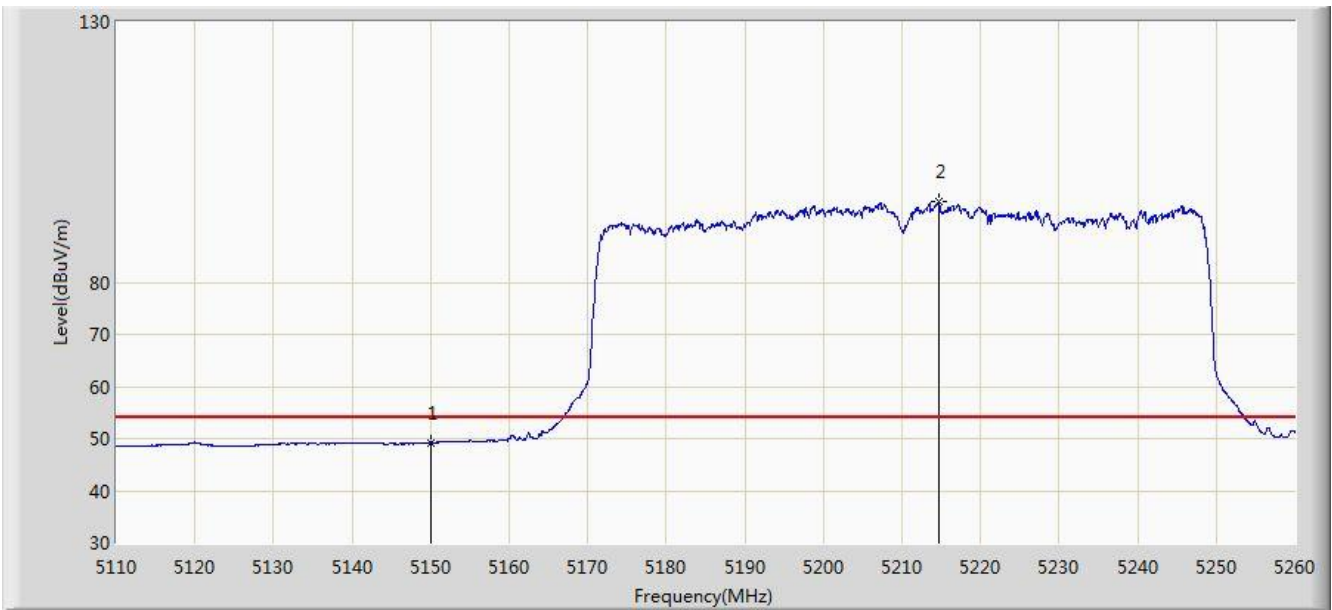
Note: Measure Level (dBμV/m) = Reading Level (dBμV) + Factor (dB)

Factor (dB) = Cable Loss (dB) + Antenna Factor (dB/m) - Pre\_Amplifier Gain (dB)





Site: AC1	Time: 2017/09/05 - 06:28
Limit: FCC_Part15.209_RE(3m)	Engineer: Kevin Ker
Probe: BBHA9120D_1GHz_18GHz_TW	Polarity: Vertical
EUT: ACCESS POINT - Directional Antenna (MT-484052/NVH)	Power: POE (DC 57V)
Test Mode: Transmit by 802.11ac-VHT80 at Channel 5210MHz Ant 0 + 1 + 2 + 3 (Beam-Forming Mode)	



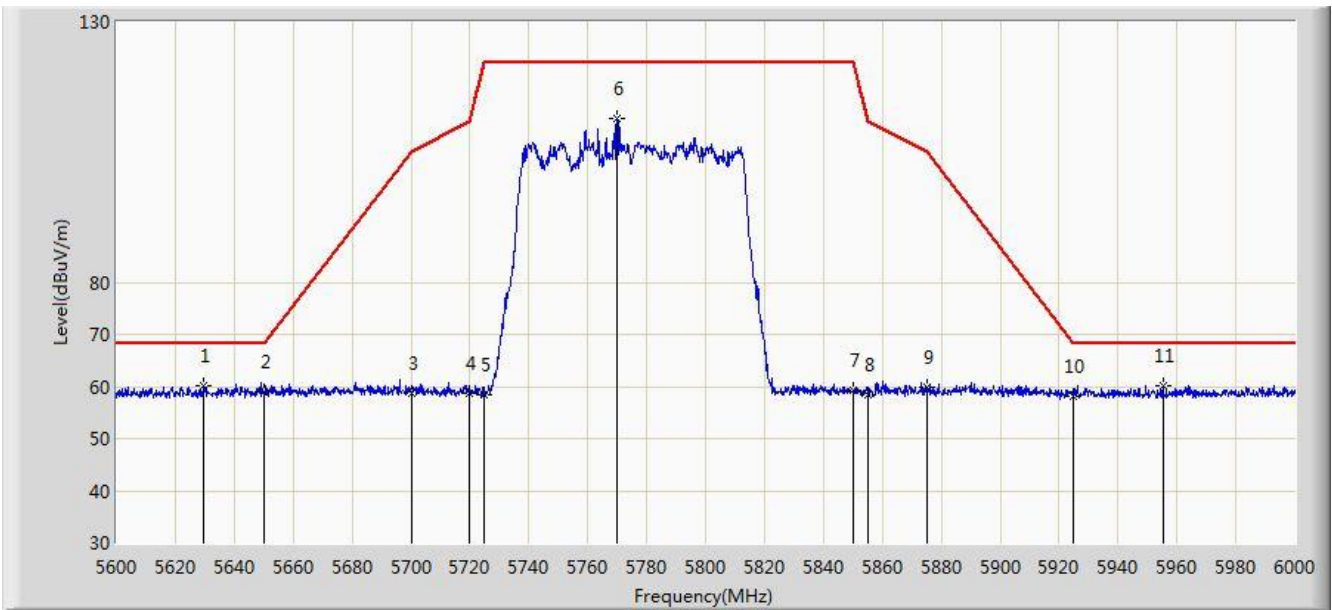
No	Flag	Mark	Frequency (MHz)	Measure Level (dBuV/m)	Reading Level (dBuV)	Over Limit (dB)	Limit (dBuV/m)	Factor (dB)	Type
1			5150.000	49.274	45.105	-4.726	54.000	4.170	AV
2		*	5214.625	95.635	91.680	N/A	N/A	3.955	AV

Note: Measure Level (dB $\mu$ V/m) = Reading Level (dB $\mu$ V) + Factor (dB)

Factor (dB) = Cable Loss (dB) + Antenna Factor (dB/m) - Pre\_Amplifier Gain (dB)



Site: AC1	Time: 2017/09/05 - 07:07
Limit: FCC_Part15.407_RE(3m)	Engineer: Kevin Ker
Probe: BBHA9120D_1GHz_18GHz_TW	Polarity: Horizontal
EUT: ACCESS POINT - Directional Antenna (MT-484052/NVH)	Power: POE (DC 57V)
Test Mode: Transmit by 802.11ac-VHT80 at Channel 5775MHz Ant 0 + 1 + 2 + 3 (Beam-Forming Mode)	



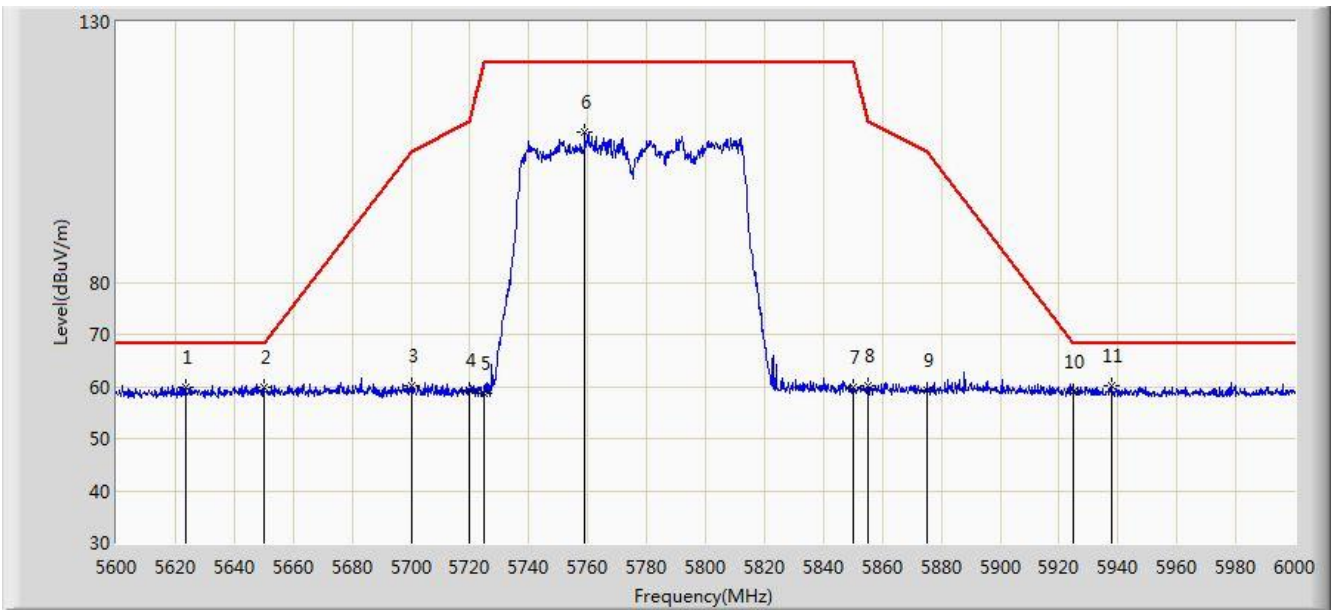
No	Flag	Mark	Frequency (MHz)	Measure Level (dBuV/m)	Reading Level (dBuV)	Over Limit (dB)	Limit (dBuV/m)	Factor (dB)	Type
1		*	5629.400	60.082	55.475	-8.118	68.200	4.607	PK
2			5650.000	59.081	54.410	-9.119	68.200	4.671	PK
3			5700.000	58.726	53.848	-46.474	105.200	4.878	PK
4			5720.000	58.645	53.648	-52.155	110.800	4.997	PK
5			5725.000	58.381	53.352	-63.819	122.200	5.029	PK
6			5770.000	111.533	106.242	N/A	N/A	5.291	PK
7			5850.000	59.374	53.648	-62.826	122.200	5.726	PK
8			5855.000	58.473	52.727	-52.327	110.800	5.746	PK
9			5875.000	59.905	54.085	-45.295	105.200	5.820	PK
10			5925.000	58.194	52.228	-10.006	68.200	5.967	PK
11			5955.200	60.069	54.034	-8.131	68.200	6.036	PK

Note: Measure Level (dBuV/m) = Reading Level (dBuV) + Factor (dB)

Factor (dB) = Cable Loss (dB) + Antenna Factor (dB/m) - Pre\_Amplifier Gain (dB)



Site: AC1	Time: 2017/09/05 - 07:11
Limit: FCC_Part15.407_RE(3m)	Engineer: Kevin Ker
Probe: BBHA9120D_1GHz_18GHz_TW	Polarity: Vertical
EUT: ACCESS POINT - Directional Antenna (MT-484052/NVH)	Power: POE (DC 57V)
Test Mode: Transmit by 802.11ac-VHT80 at Channel 5775MHz Ant 0 + 1 + 2 + 3 (Beam-Forming Mode)	



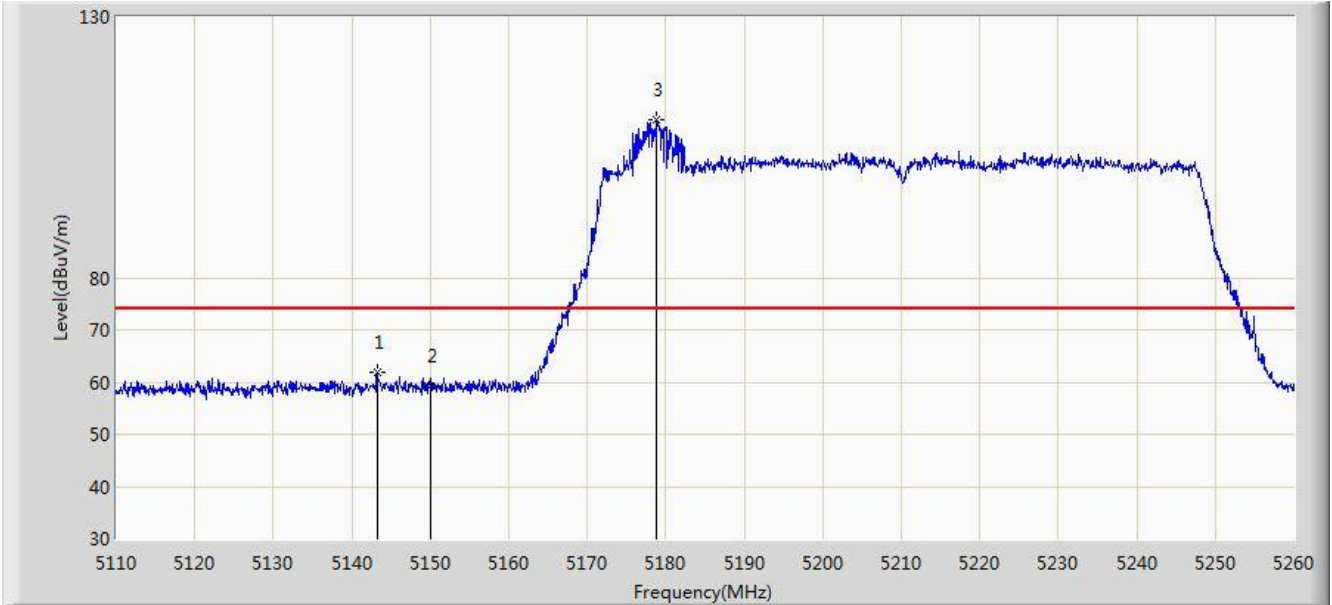
No	Flag	Mark	Frequency (MHz)	Measure Level (dBuV/m)	Reading Level (dBuV)	Over Limit (dB)	Limit (dBuV/m)	Factor (dB)	Type
1			5623.600	59.995	55.404	-8.205	68.200	4.591	PK
2			5650.000	59.897	55.226	-8.303	68.200	4.671	PK
3			5700.000	60.018	55.140	-45.182	105.200	4.878	PK
4			5720.000	59.376	54.379	-51.424	110.800	4.997	PK
5			5725.000	58.573	53.544	-63.627	122.200	5.029	PK
6			5759.000	108.769	103.535	N/A	N/A	5.234	PK
7			5850.000	59.841	54.115	-62.359	122.200	5.726	PK
8			5855.000	60.259	54.513	-50.541	110.800	5.746	PK
9			5875.000	59.138	53.318	-46.062	105.200	5.820	PK
10			5925.000	58.863	52.897	-9.337	68.200	5.967	PK
11		*	5938.000	60.011	54.012	-8.189	68.200	5.998	PK

Note: Measure Level (dBuV/m) = Reading Level (dBuV) + Factor (dB)

Factor (dB) = Cable Loss (dB) + Antenna Factor (dB/m) - Pre\_Amplifier Gain (dB)



Site: AC1	Time: 2017/09/30 - 03:49
Limit: FCC_Part15.209_RE(3m)	Engineer: Kevin Ker
Probe: BBHA9120D_1GHz_18GHz_TW	Polarity: Horizontal
EUT: ACCESS POINT - Directional Antenna (MT-484052/NVH)	Power: POE (DC 57V)
Test Mode: Transmit by 802.11ac-VHT80+80 at Channel 5210MHz Ant 0 + 1 / Ant 0 + 1 + 2 + 3 (Beam-Forming Mode)	



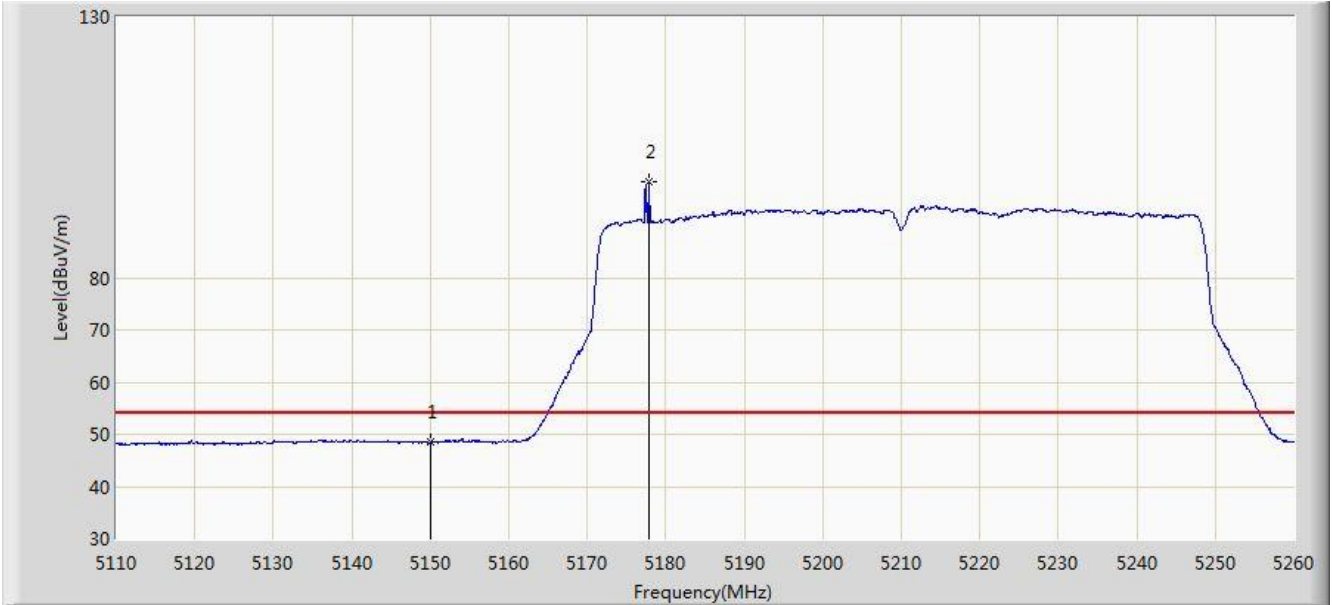
No	Flag	Mark	Frequency (MHz)	Measure Level (dBuV/m)	Reading Level (dBuV)	Over Limit (dB)	Limit (dBuV/m)	Factor (dB)	Type
1			5143.225	61.776	57.600	-12.224	74.000	4.176	PK
2			5150.000	59.407	55.238	-14.593	74.000	4.170	PK
3		*	5178.850	110.253	106.180	N/A	N/A	4.073	PK

Note: Measure Level (dBμV/m) = Reading Level (dBμV) + Factor (dB)

Factor (dB) = Cable Loss (dB) + Antenna Factor (dB/m) - Pre\_Amplifier Gain (dB)



Site: AC1	Time: 2017/09/30 - 04:00
Limit: FCC_Part15.209_RE(3m)	Engineer: Kevin Ker
Probe: BBHA9120D_1GHz_18GHz_TW	Polarity: Horizontal
EUT: ACCESS POINT - Directional Antenna (MT-484052/NVH)	Power: POE (DC 57V)
Test Mode: Transmit by 802.11ac-VHT80+80 at Channel 5210MHz Ant 0 + 1 / Ant 0 + 1 + 2 + 3 (Beam-Forming Mode)	



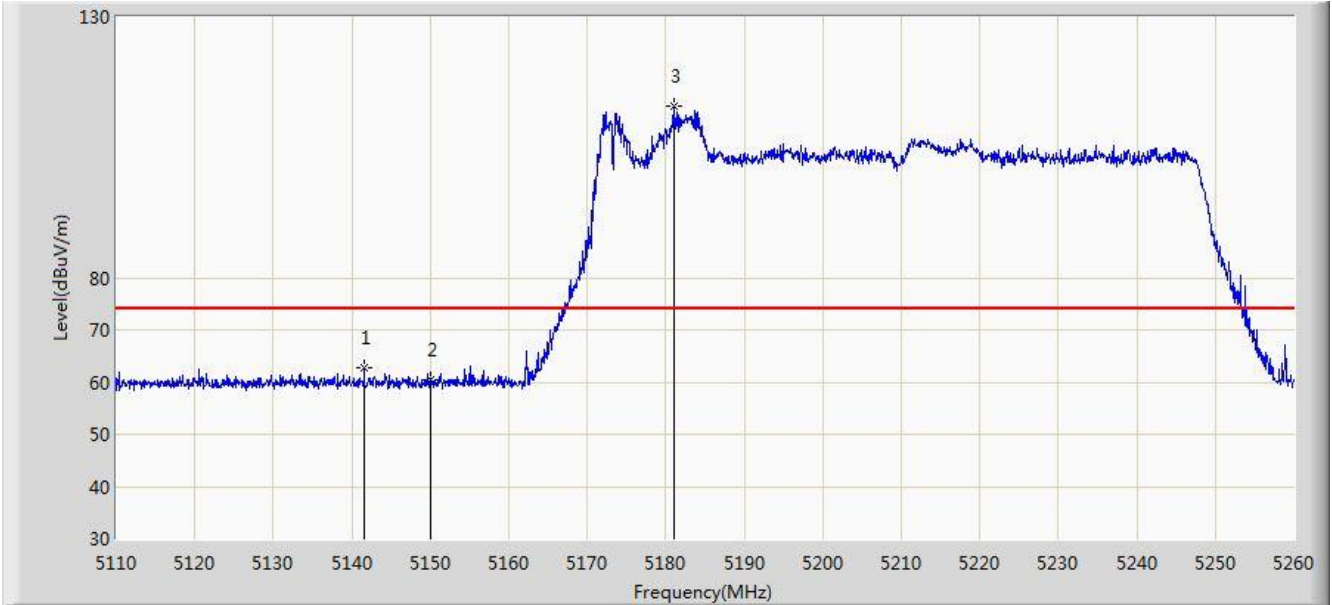
No	Flag	Mark	Frequency (MHz)	Measure Level (dBuV/m)	Reading Level (dBuV)	Over Limit (dB)	Limit (dBuV/m)	Factor (dB)	Type
1			5150.000	48.414	44.245	-5.586	54.000	4.170	AV
2		*	5177.875	98.409	94.333	N/A	N/A	4.077	AV

Note: Measure Level (dBμV/m) = Reading Level (dBμV) + Factor (dB)

Factor (dB) = Cable Loss (dB) + Antenna Factor (dB/m) - Pre\_Amplifier Gain (dB)



Site: AC1	Time: 2017/09/30 - 04:21
Limit: FCC_Part15.209_RE(3m)	Engineer: Kevin Ker
Probe: BBHA9120D_1GHz_18GHz_TW	Polarity: Vertical
EUT: ACCESS POINT - Directional Antenna (MT-484052/NVH)	Power: POE (DC 57V)
Test Mode: Transmit by 802.11ac-VHT80+80 at Channel 5210MHz Ant 0 + 1 / Ant 0 + 1 + 2 + 3 (Beam-Forming Mode)	



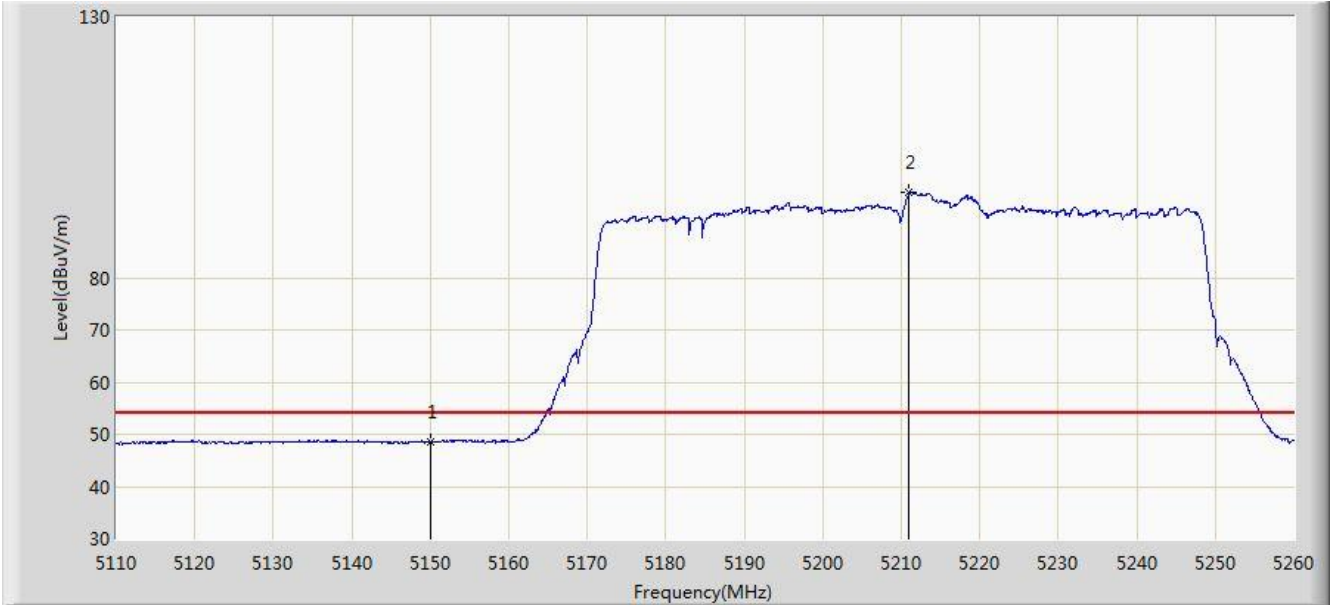
No	Flag	Mark	Frequency (MHz)	Measure Level (dBuV/m)	Reading Level (dBuV)	Over Limit (dB)	Limit (dBuV/m)	Factor (dB)	Type
1			5141.575	62.684	58.508	-11.316	74.000	4.176	PK
2			5150.000	60.457	56.288	-13.543	74.000	4.170	PK
3		*	5181.025	112.953	108.888	N/A	N/A	4.065	PK

Note: Measure Level (dBμV/m) = Reading Level (dBμV) + Factor (dB)

Factor (dB) = Cable Loss (dB) + Antenna Factor (dB/m) - Pre\_Amplifier Gain (dB)



Site: AC1	Time: 2017/09/30 - 04:22
Limit: FCC_Part15.209_RE(3m)	Engineer: Kevin Ker
Probe: BBHA9120D_1GHz_18GHz_TW	Polarity: Vertical
EUT: ACCESS POINT - Directional Antenna (MT-484052/NVH)	Power: POE (DC 57V)
Test Mode: Transmit by 802.11ac-VHT80+80 at Channel 5210MHz Ant 0 + 1 / Ant 0 + 1 + 2 + 3 (Beam-Forming Mode)	



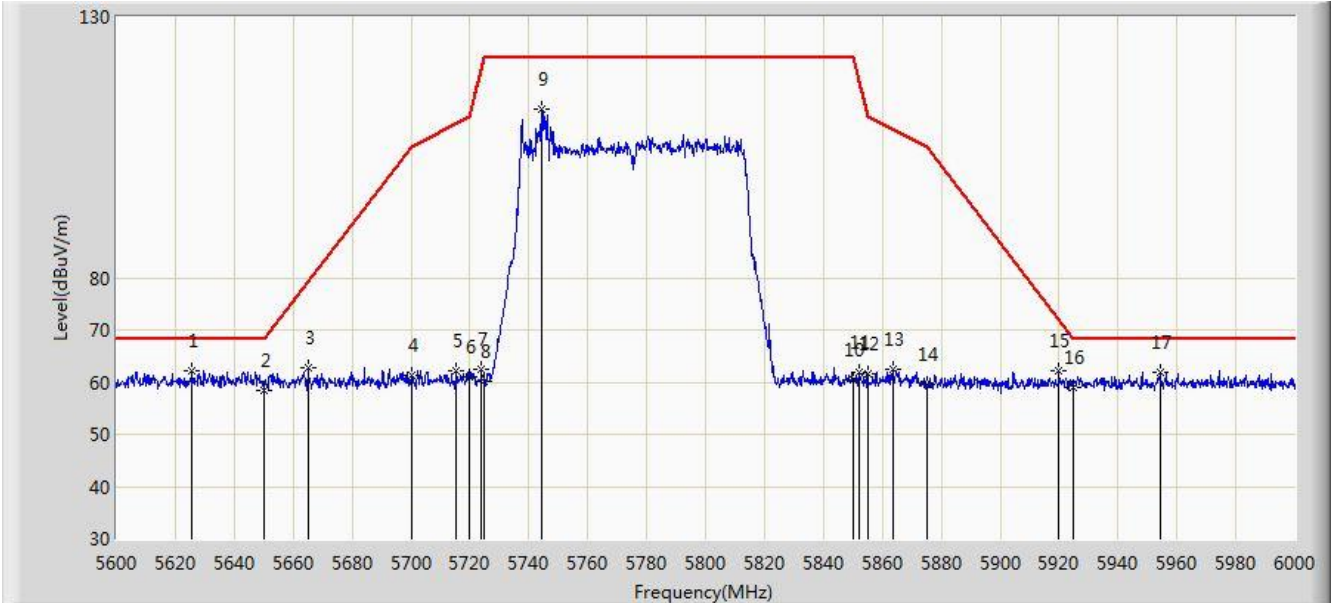
No	Flag	Mark	Frequency (MHz)	Measure Level (dBuV/m)	Reading Level (dBuV)	Over Limit (dB)	Limit (dBuV/m)	Factor (dB)	Type
1			5150.000	48.594	44.425	-5.406	54.000	4.170	AV
2		*	5210.950	96.255	92.289	N/A	N/A	3.965	AV

Note: Measure Level (dBμV/m) = Reading Level (dBμV) + Factor (dB)

Factor (dB) = Cable Loss (dB) + Antenna Factor (dB/m) - Pre\_Amplifier Gain (dB)



Site: AC1	Time: 2017/10/06 - 12:23
Limit: FCC_Part15.407_RE(3m)	Engineer: Kevin Ker
Probe: BBHA9120D_1GHz_18GHz_TW	Polarity: Horizontal
EUT: ACCESS POINT - Directional Antenna (MT-484052/NVH)	Power: POE (DC 57V)
Test Mode: Transmit by 802.11ac-VHT80+80 at Channel 5775MHz Ant 0 + 1 / Ant 0 + 1 + 2 + 3 (Beam-Forming Mode)	



No	Flag	Mark	Frequency (MHz)	Measure Level (dBuV/m)	Reading Level (dBuV)	Over Limit (dB)	Limit (dBuV/m)	Factor (dB)	Type
1		*	5625.800	62.143	57.546	-6.057	68.200	4.598	PK
2			5650.000	58.512	53.841	-9.688	68.200	4.671	PK
3			5665.000	62.829	58.102	-16.505	79.334	4.727	PK
4			5700.000	61.186	56.308	-44.014	105.200	4.878	PK
5			5715.400	62.318	57.351	-47.195	109.514	4.967	PK
6			5720.000	61.088	56.091	-49.712	110.800	4.997	PK
7			5723.800	62.413	57.392	-57.052	119.465	5.022	PK
8			5725.000	60.244	55.215	-61.956	122.200	5.029	PK
9			5744.600	112.377	107.224	N/A	N/A	5.152	PK
10			5850.000	60.334	54.608	-61.866	122.200	5.726	PK
11			5852.200	61.911	56.176	-55.272	117.183	5.735	PK
12			5855.000	61.678	55.932	-49.122	110.800	5.746	PK
13			5863.800	62.376	56.595	-45.957	108.334	5.781	PK
14			5875.000	59.537	53.717	-45.663	105.200	5.820	PK
15			5920.000	62.201	56.247	-9.685	71.886	5.954	PK





---

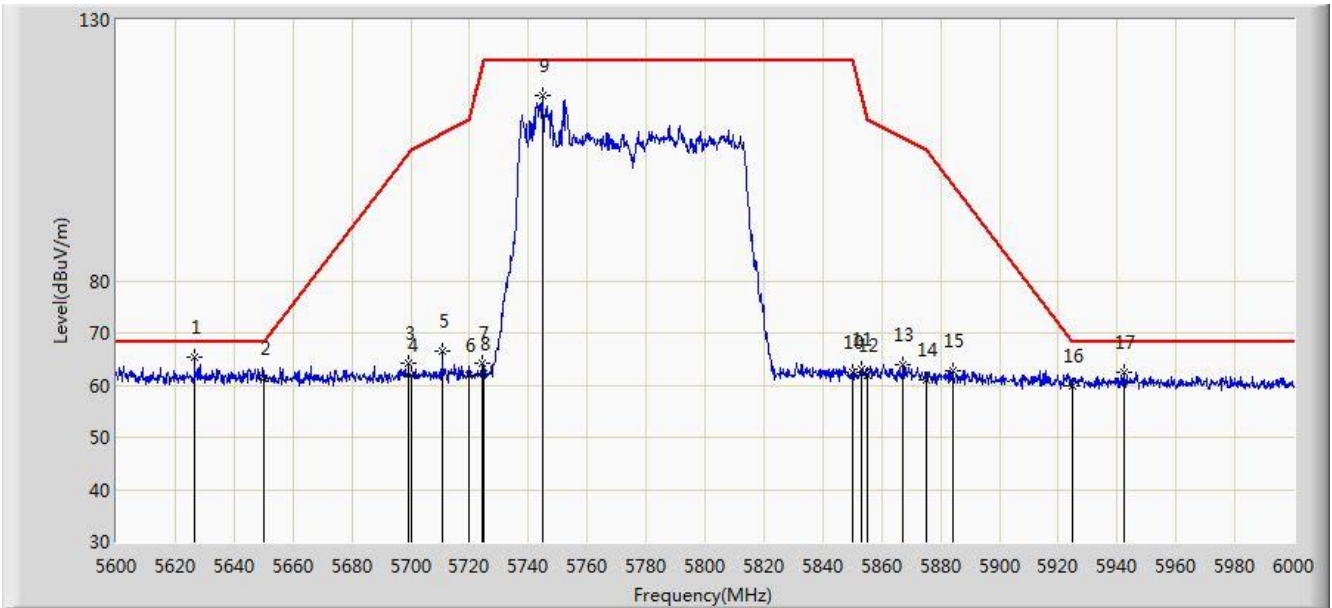
16			5925.000	59.117	53.151	-9.083	68.200	5.967	PK
17			5954.400	61.940	55.906	-6.260	68.200	6.034	PK

Note: Measure Level (dB $\mu$ V/m) = Reading Level (dB $\mu$ V) + Factor (dB)

Factor (dB) = Cable Loss (dB) + Antenna Factor (dB/m) - Pre\_Amplifier Gain (dB)



Site: AC1	Time: 2017/10/06 - 13:16
Limit: FCC_Part15.407_RE(3m)	Engineer: Kevin Ker
Probe: BBHA9120D_1GHz_18GHz_TW	Polarity: Vertical
EUT: ACCESS POINT - Directional Antenna (MT-484052/NVH)	Power: POE (DC 57V)
Test Mode: Transmit by 802.11ac-VHT80+80 at Channel 5775MHz Ant 0 + 1 / Ant 0 + 1 + 2 + 3 (Beam-Forming Mode)	



No	Flag	Mark	Frequency (MHz)	Measure Level (dBuV/m)	Reading Level (dBuV)	Over Limit (dB)	Limit (dBuV/m)	Factor (dB)	Type
1		*	5626.600	65.276	60.677	-2.924	68.200	4.599	PK
2			5650.000	61.373	56.702	-6.827	68.200	4.671	PK
3			5699.200	64.335	59.461	-40.276	104.611	4.874	PK
4			5700.000	61.859	56.981	-43.341	105.200	4.878	PK
5			5710.800	66.403	61.465	-41.824	108.226	4.938	PK
6			5720.000	61.811	56.814	-48.989	110.800	4.997	PK
7			5724.400	64.180	59.155	-56.652	120.833	5.025	PK
8			5725.000	62.039	57.010	-60.161	122.200	5.029	PK
9			5745.000	115.618	110.463	N/A	N/A	5.154	PK
10			5850.000	62.400	56.674	-59.800	122.200	5.726	PK
11			5853.200	63.038	57.299	-51.865	114.903	5.739	PK
12			5855.000	61.835	56.089	-48.965	110.800	5.746	PK
13			5867.400	63.996	58.202	-43.330	107.326	5.793	PK
14			5875.000	61.107	55.287	-44.093	105.200	5.820	PK
15			5884.000	62.793	56.942	-35.724	98.517	5.850	PK



---

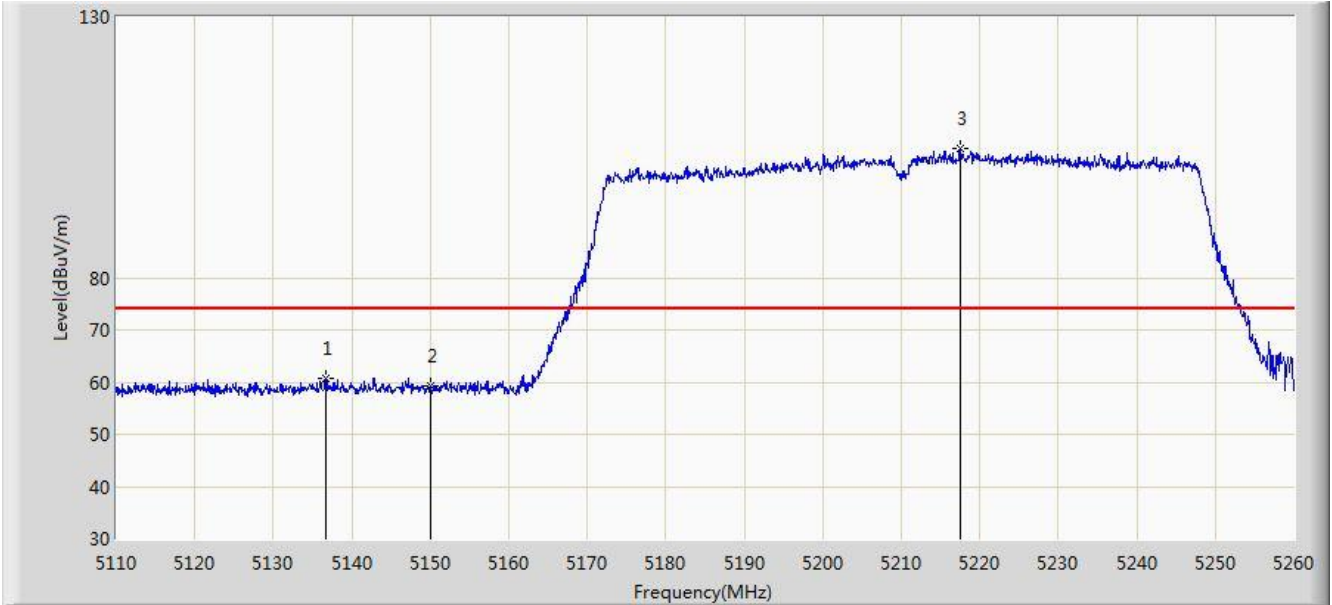
16			5925.000	59.719	53.753	-8.481	68.200	5.967	PK
17			5942.200	62.531	56.522	-5.669	68.200	6.009	PK

Note: Measure Level (dB $\mu$ V/m) = Reading Level (dB $\mu$ V) + Factor (dB)

Factor (dB) = Cable Loss (dB) + Antenna Factor (dB/m) - Pre\_Amplifier Gain (dB)



Site: AC1	Time: 2017/09/30 - 05:42
Limit: FCC_Part15.209_RE(3m)	Engineer: Kevin Ker
Probe: BBHA9120D_1GHz_18GHz_TW	Polarity: Horizontal
EUT: ACCESS POINT - Directional Antenna (MT-484052/NVH)	Power: POE (DC 57V)
Test Mode: Transmit by 802.11ac-VHT80+80 at Channel 5210MHz Ant 2 + 3 / Ant 0 + 1 + 2 + 3 (Beam-Forming Mode)	



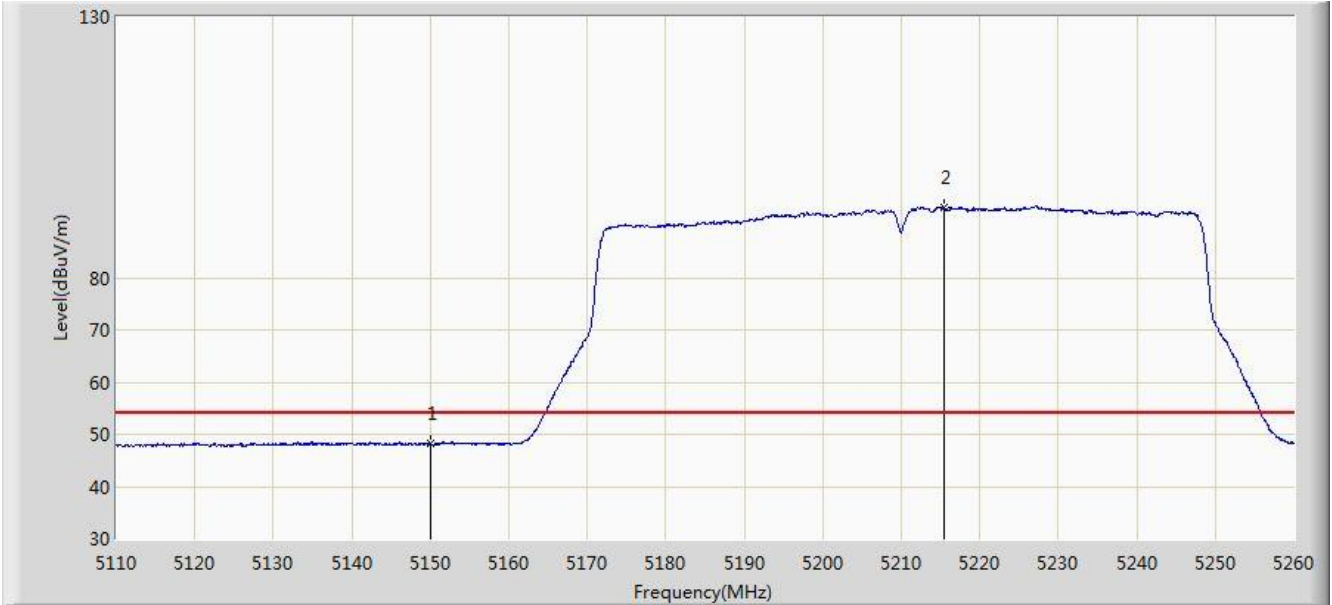
No	Flag	Mark	Frequency (MHz)	Measure Level (dBuV/m)	Reading Level (dBuV)	Over Limit (dB)	Limit (dBuV/m)	Factor (dB)	Type
1			5136.625	60.706	56.531	-13.294	74.000	4.176	PK
2			5150.000	59.243	55.074	-14.757	74.000	4.170	PK
3		*	5217.475	104.697	100.751	N/A	N/A	3.947	PK

Note: Measure Level (dBμV/m) = Reading Level (dBμV) + Factor (dB)

Factor (dB) = Cable Loss (dB) + Antenna Factor (dB/m) - Pre\_Amplifier Gain (dB)



Site: AC1	Time: 2017/09/30 - 05:45
Limit: FCC_Part15.209_RE(3m)	Engineer: Kevin Ker
Probe: BBHA9120D_1GHz_18GHz_TW	Polarity: Horizontal
EUT: ACCESS POINT - Directional Antenna (MT-484052/NVH)	Power: POE (DC 57V)
Test Mode: Transmit by 802.11ac-VHT80+80 at Channel 5210MHz Ant 2 + 3 / Ant 0 + 1 + 2 + 3 (Beam-Forming Mode)	



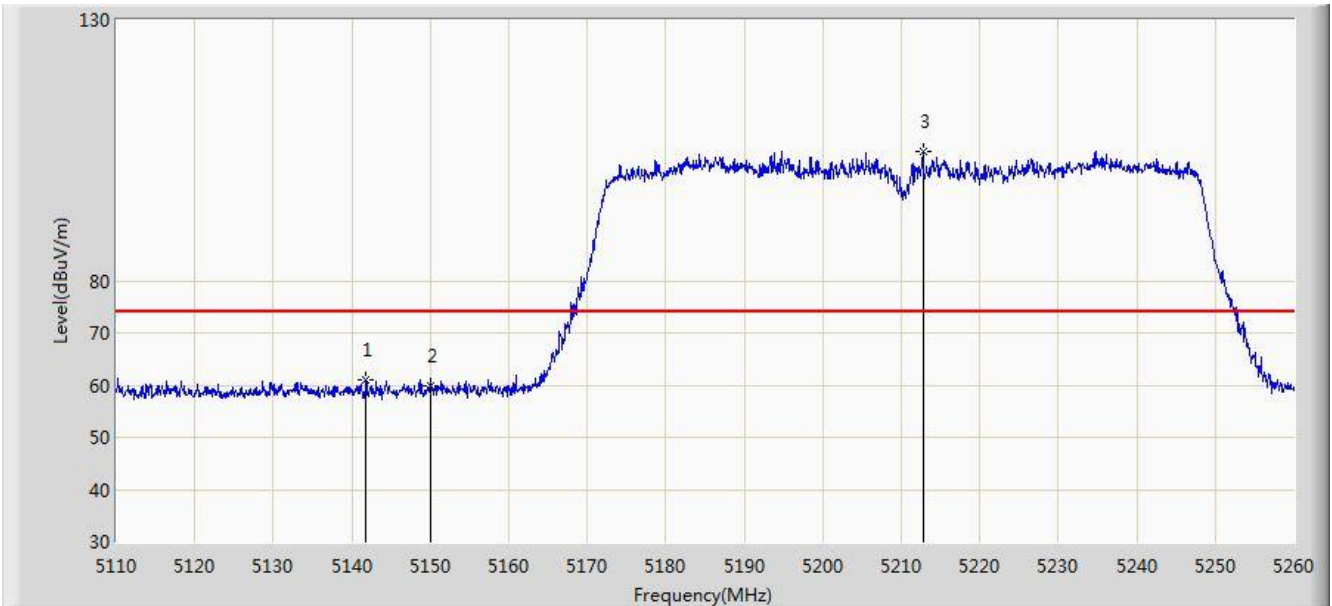
No	Flag	Mark	Frequency (MHz)	Measure Level (dBuV/m)	Reading Level (dBuV)	Over Limit (dB)	Limit (dBuV/m)	Factor (dB)	Type
1			5150.000	48.174	44.005	-5.826	54.000	4.170	AV
2		*	5215.375	93.520	89.567	N/A	N/A	3.953	AV

Note: Measure Level (dBμV/m) = Reading Level (dBμV) + Factor (dB)

Factor (dB) = Cable Loss (dB) + Antenna Factor (dB/m) - Pre\_Amplifier Gain (dB)



Site: AC1	Time: 2017/09/30 - 05:46
Limit: FCC_Part15.209_RE(3m)	Engineer: Kevin Ker
Probe: BBHA9120D_1GHz_18GHz_TW	Polarity: Vertical
EUT: ACCESS POINT - Directional Antenna (MT-484052/NVH)	Power: POE (DC 57V)
Test Mode: Transmit by 802.11ac-VHT80+80 at Channel 5210MHz Ant 2 + 3 / Ant 0 + 1 + 2 + 3 (Beam-Forming Mode)	



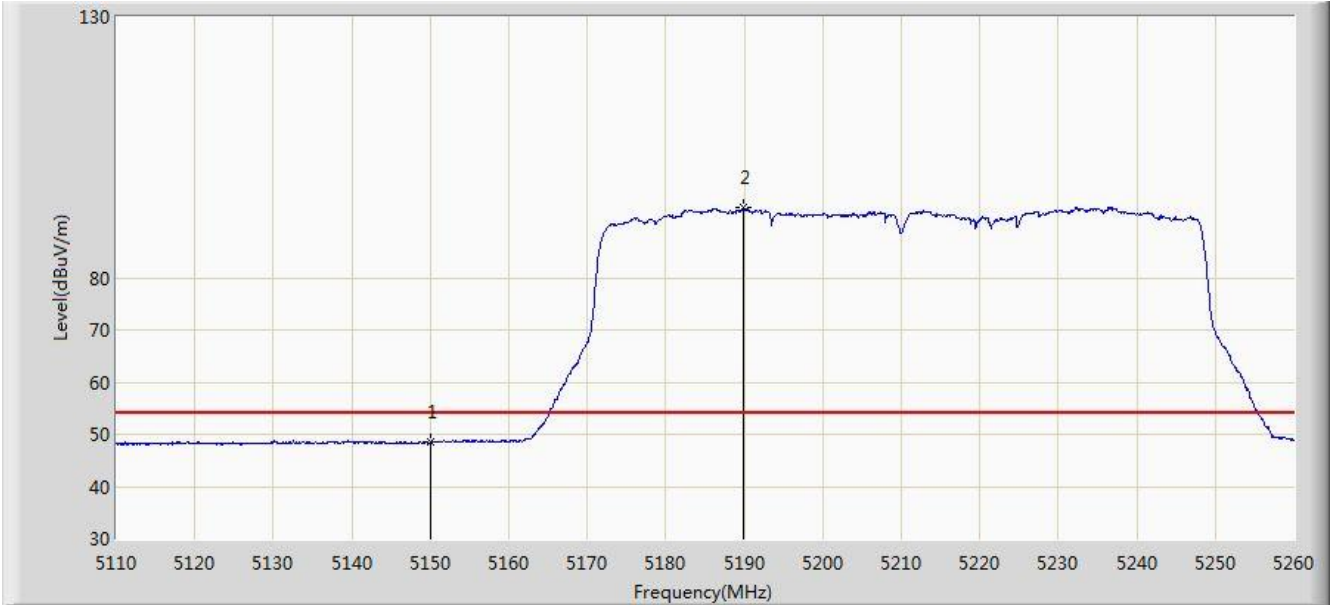
No	Flag	Mark	Frequency (MHz)	Measure Level (dBuV/m)	Reading Level (dBuV)	Over Limit (dB)	Limit (dBuV/m)	Factor (dB)	Type
1			5141.800	60.902	56.726	-13.098	74.000	4.176	PK
2			5150.000	59.818	55.649	-14.182	74.000	4.170	PK
3		*	5212.750	104.649	100.688	N/A	N/A	3.961	PK

Note: Measure Level (dBμV/m) = Reading Level (dBμV) + Factor (dB)

Factor (dB) = Cable Loss (dB) + Antenna Factor (dB/m) - Pre\_Amplifier Gain (dB)



Site: AC1	Time: 2017/09/30 - 05:47
Limit: FCC_Part15.209_RE(3m)	Engineer: Kevin Ker
Probe: BBHA9120D_1GHz_18GHz_TW	Polarity: Vertical
EUT: ACCESS POINT - Directional Antenna (MT-484052/NVH)	Power: POE (DC 57V)
Test Mode: Transmit by 802.11ac-VHT80+80 at Channel 5210MHz Ant 2 + 3 / Ant 0 + 1 + 2 + 3 (Beam-Forming Mode)	



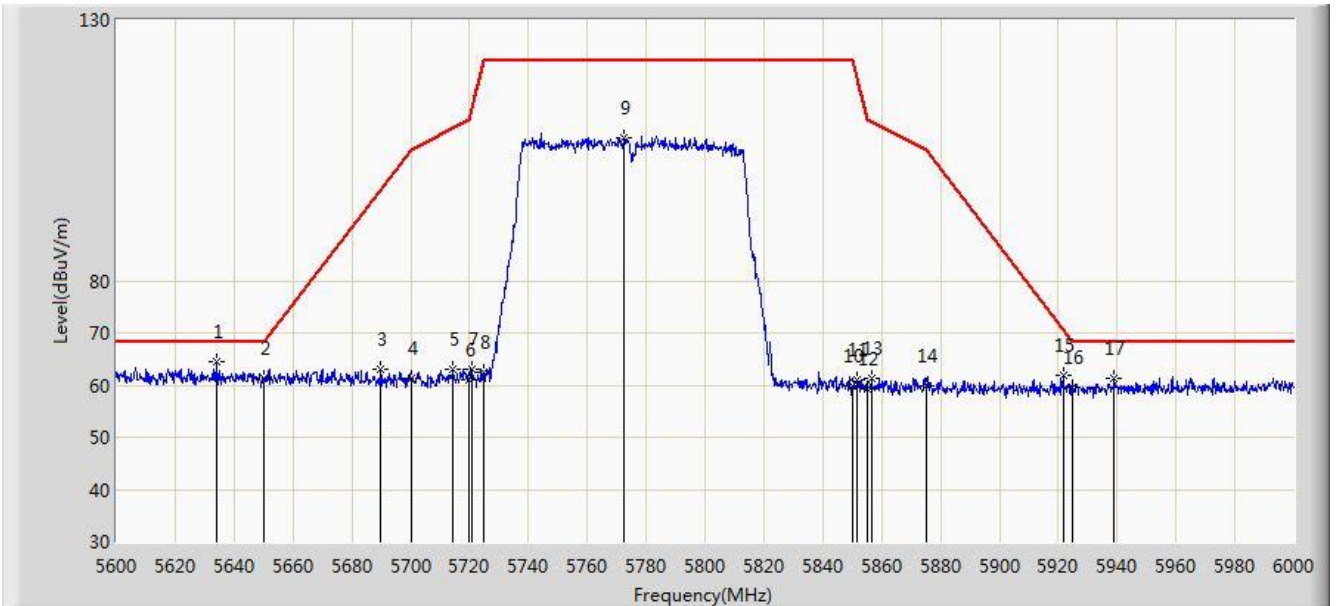
No	Flag	Mark	Frequency (MHz)	Measure Level (dBuV/m)	Reading Level (dBuV)	Over Limit (dB)	Limit (dBuV/m)	Factor (dB)	Type
1			5150.000	48.537	44.368	-5.463	54.000	4.170	AV
2		*	5189.950	93.370	89.336	N/A	N/A	4.034	AV

Note: Measure Level (dBμV/m) = Reading Level (dBμV) + Factor (dB)

Factor (dB) = Cable Loss (dB) + Antenna Factor (dB/m) - Pre\_Amplifier Gain (dB)



Site: AC1	Time: 2017/09/30 - 06:00
Limit: FCC_Part15.407_RE(3m)	Engineer: Kevin Ker
Probe: BBHA9120D_1GHz_18GHz_TW	Polarity: Horizontal
EUT: ACCESS POINT - Directional Antenna (MT-484052/NVH)	Power: POE (DC 57V)
Test Mode: Transmit by 802.11ac-VHT80+80 at Channel 5775MHz Ant 2 + 3 / Ant 0 + 1 + 2 + 3 (Beam-Forming Mode)	



No	Flag	Mark	Frequency (MHz)	Measure Level (dBuV/m)	Reading Level (dBuV)	Over Limit (dB)	Limit (dBuV/m)	Factor (dB)	Type
1		*	5634.000	64.440	59.819	-3.760	68.200	4.621	PK
2			5650.000	61.169	56.498	-7.031	68.200	4.671	PK
3			5689.800	63.056	58.229	-34.623	97.678	4.827	PK
4			5700.000	61.261	56.383	-43.939	105.200	4.878	PK
5			5714.400	62.901	57.940	-46.333	109.234	4.961	PK
6			5720.000	60.923	55.926	-49.877	110.800	4.997	PK
7			5720.800	63.114	58.112	-49.511	112.625	5.002	PK
8			5725.000	62.414	57.385	-59.786	122.200	5.029	PK
9			5772.600	107.510	102.206	N/A	N/A	5.304	PK
10			5850.000	59.899	54.173	-62.301	122.200	5.726	PK
11			5851.800	60.996	55.263	-57.099	118.095	5.733	PK
12			5855.000	59.134	53.388	-51.666	110.800	5.746	PK
13			5856.600	61.431	55.678	-48.920	110.351	5.753	PK
14			5875.000	59.915	54.095	-45.285	105.200	5.820	PK
15			5921.600	61.982	56.024	-8.724	70.706	5.959	PK





---

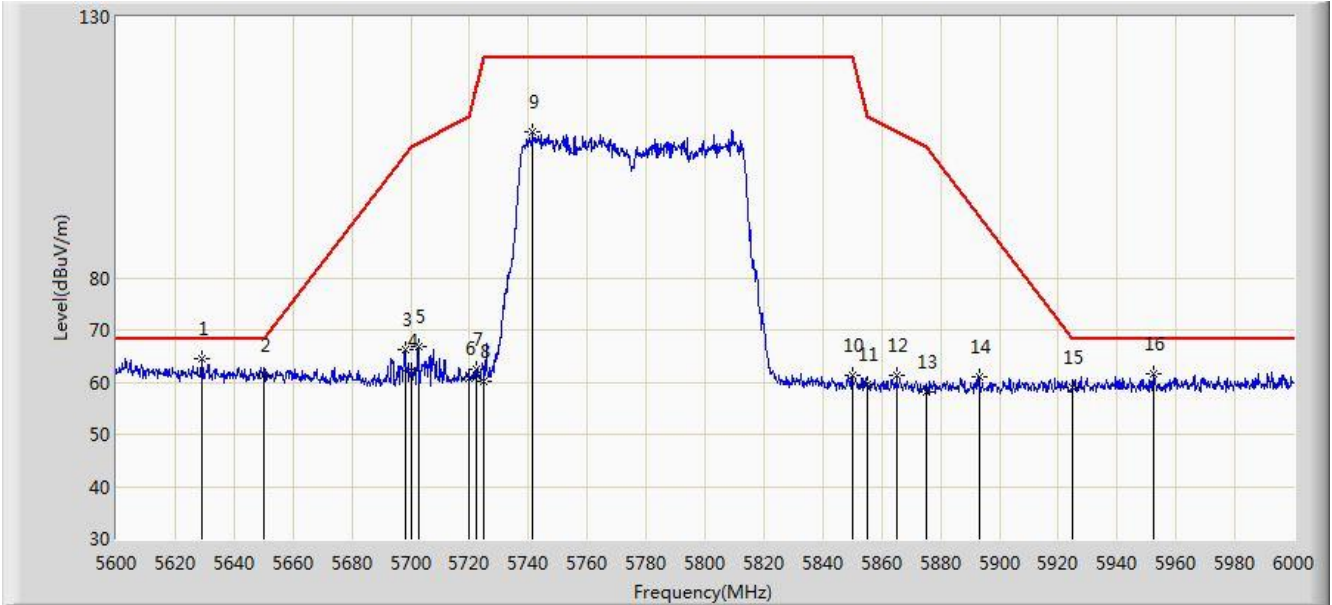
16			5925.000	59.604	53.638	-8.596	68.200	5.967	PK
17			5939.000	61.160	55.159	-7.040	68.200	6.001	PK

Note: Measure Level (dB $\mu$ V/m) = Reading Level (dB $\mu$ V) + Factor (dB)

Factor (dB) = Cable Loss (dB) + Antenna Factor (dB/m) - Pre\_Amplifier Gain (dB)



Site: AC1	Time: 2017/09/30 - 06:02
Limit: FCC_Part15.407_RE(3m)	Engineer: Kevin Ker
Probe: BBHA9120D_1GHz_18GHz_TW	Polarity: Vertical
EUT: ACCESS POINT - Directional Antenna (MT-484052/NVH)	Power: POE (DC 57V)
Test Mode: Transmit by 802.11ac-VHT80+80 at Channel 5775MHz Ant 2 + 3 / Ant 0 + 1 + 2 + 3 (Beam-Forming Mode)	



No	Flag	Mark	Frequency (MHz)	Measure Level (dBuV/m)	Reading Level (dBuV)	Over Limit (dB)	Limit (dBuV/m)	Factor (dB)	Type
1		*	5629.200	64.409	59.802	-3.791	68.200	4.607	PK
2			5650.000	61.284	56.613	-6.916	68.200	4.671	PK
3			5698.000	66.157	61.289	-37.570	103.726	4.868	PK
4			5700.000	62.245	57.367	-42.955	105.200	4.878	PK
5			5702.600	66.894	62.002	-39.035	105.929	4.892	PK
6			5720.000	60.677	55.680	-50.123	110.800	4.997	PK
7			5722.400	62.576	57.564	-53.697	116.273	5.012	PK
8			5725.000	60.020	54.991	-62.180	122.200	5.029	PK
9			5741.400	108.063	102.929	N/A	N/A	5.133	PK
10			5850.000	61.251	55.525	-60.949	122.200	5.726	PK
11			5855.000	59.595	53.849	-51.205	110.800	5.746	PK
12			5865.200	61.198	55.412	-46.743	107.942	5.786	PK
13			5875.000	58.021	52.201	-47.179	105.200	5.820	PK
14			5893.000	60.929	55.047	-30.915	91.844	5.882	PK
15			5925.000	58.914	52.948	-9.286	68.200	5.967	PK



---

16			5952.400	61.625	55.594	-6.575	68.200	6.030	PK
----	--	--	----------	--------	--------	--------	--------	-------	----

Note: Measure Level (dB $\mu$ V/m) = Reading Level (dB $\mu$ V) + Factor (dB)

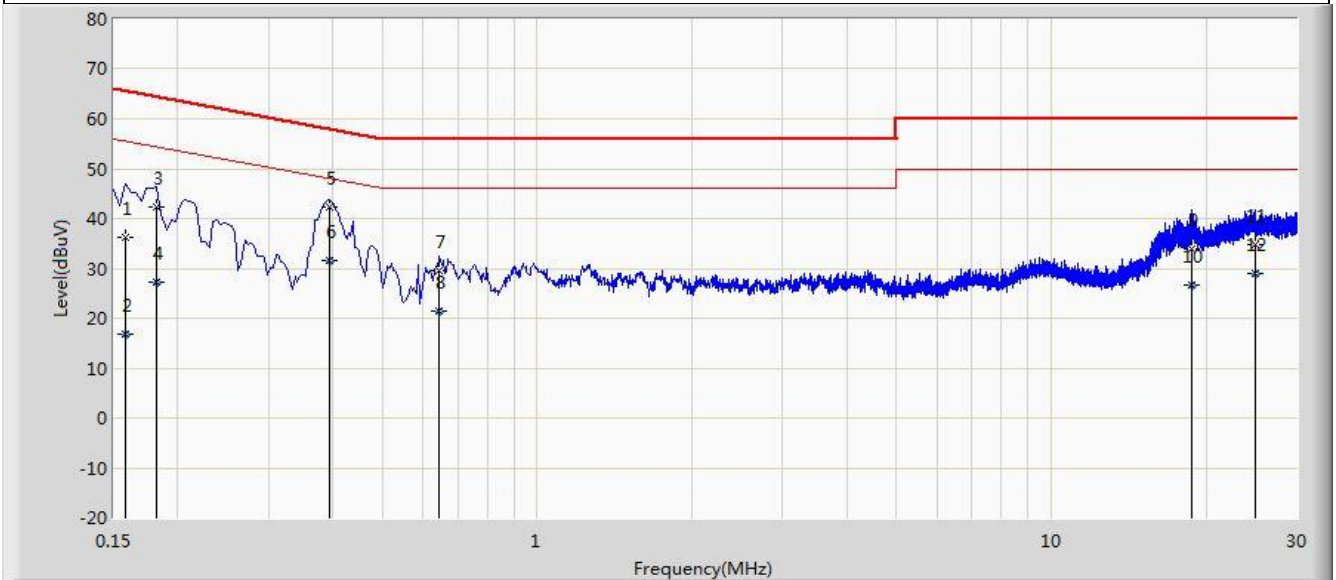
Factor (dB) = Cable Loss (dB) + Antenna Factor (dB/m) - Pre\_Amplifier Gain (dB)



## 8. AC Conducted Emissions Measurement Test Result

Site: SR2	Time: 2017/09/13 - 15:57
Limit: FCC_Part15.207_CE	Engineer: Kevin Ker
Probe: ENV216_101683_Filter On	Polarity: Line
EUT: ACCESS POINT	Power: AC 120V/60Hz

**Worse Case Mode:** Transmit by 802.11ac-VHT20 at Channel 5180MHz Ant 0 + 1 + 2 + 3



No	Flag	Mark	Frequency (MHz)	Measure Level (dBuV)	Reading Level (dBuV)	Margin (dB)	Limit (dBuV)	Factor (dB)	Type
1			0.158	36.249	25.938	-29.320	65.568	10.311	QP
2			0.158	16.728	6.417	-38.841	55.568	10.311	AV
3			0.182	42.378	32.329	-22.016	64.394	10.048	QP
4			0.182	27.176	17.128	-27.217	54.394	10.048	AV
5		*	0.394	42.267	32.187	-15.712	57.979	10.080	QP
6			0.394	31.729	21.649	-16.249	47.979	10.080	AV
7			0.646	29.658	19.567	-26.342	56.000	10.091	QP
8			0.646	21.371	11.280	-24.629	46.000	10.091	AV
9			18.802	33.928	23.823	-26.072	60.000	10.105	QP
10			18.802	26.750	16.645	-23.250	50.000	10.105	AV
11			24.874	34.912	24.694	-25.088	60.000	10.218	QP
12			24.874	29.068	18.850	-20.932	50.000	10.218	AV

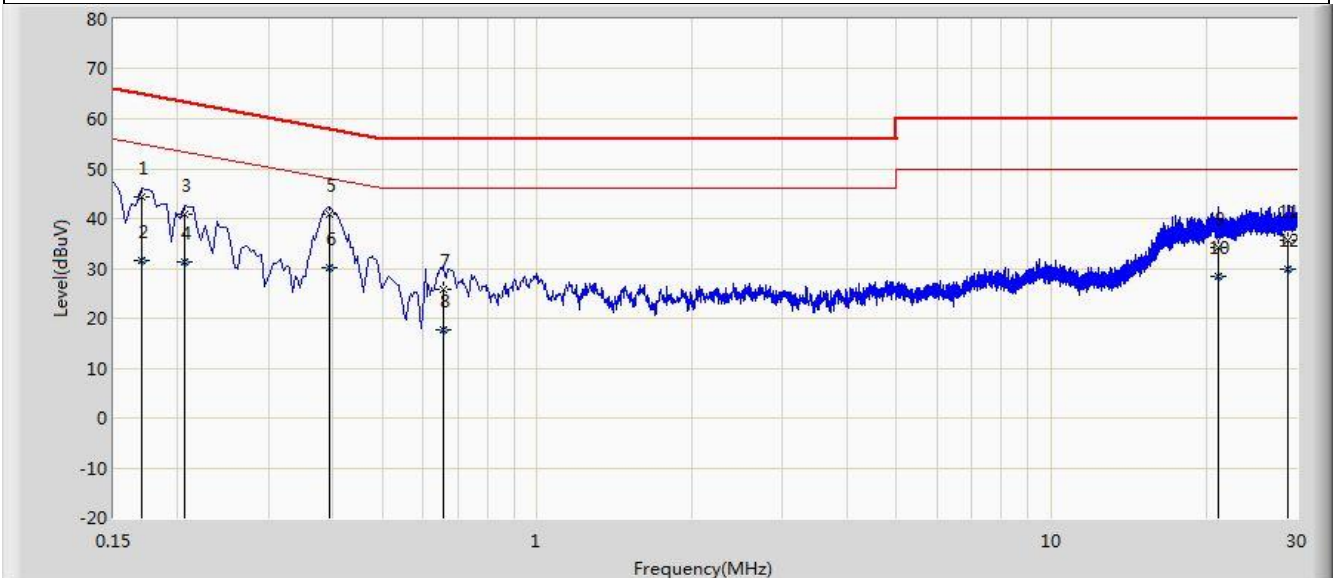
Note: Measure Level (dBuV) = Reading Level (dBuV) + Factor (dB)

Factor (dB) = Cable Loss (dB) + LISN Factor (dB)



Site: SR2	Time: 2017/09/13 - 16:01
Limit: FCC_Part15.207_CE	Engineer: Kevin Ker
Probe: ENV216_101683_Filter On	Polarity: Neutral
EUT: ACCESS POINT	Power: AC 120V/60Hz

**Worse Case Mode:** Transmit by 802.11ac-VHT20 at Channel 5180MHz Ant 0 + 1 + 2 + 3



No	Flag	Mark	Frequency (MHz)	Measure Level (dBuV)	Reading Level (dBuV)	Margin (dB)	Limit (dBuV)	Factor (dB)	Type
1			0.170	44.236	34.172	-20.724	64.960	10.064	QP
2			0.170	31.585	21.521	-23.375	54.960	10.064	AV
3			0.206	40.760	30.759	-22.605	63.365	10.001	QP
4			0.206	31.344	21.343	-22.021	53.365	10.001	AV
5		*	0.394	40.858	30.750	-17.121	57.979	10.108	QP
6			0.394	30.209	20.102	-17.770	47.979	10.108	AV
7			0.658	25.901	15.803	-30.099	56.000	10.099	QP
8			0.658	17.659	7.560	-28.341	46.000	10.099	AV
9			21.158	34.247	24.060	-25.753	60.000	10.187	QP
10			21.158	28.401	18.215	-21.599	50.000	10.187	AV
11			28.898	35.714	25.281	-24.286	60.000	10.433	QP
12			28.898	29.945	19.512	-20.055	50.000	10.433	AV

Note: Measure Level (dBμV) = Reading Level (dBμV) + Factor (dB)

Factor (dB) = Cable Loss (dB) + LISN Factor (dB)

The End