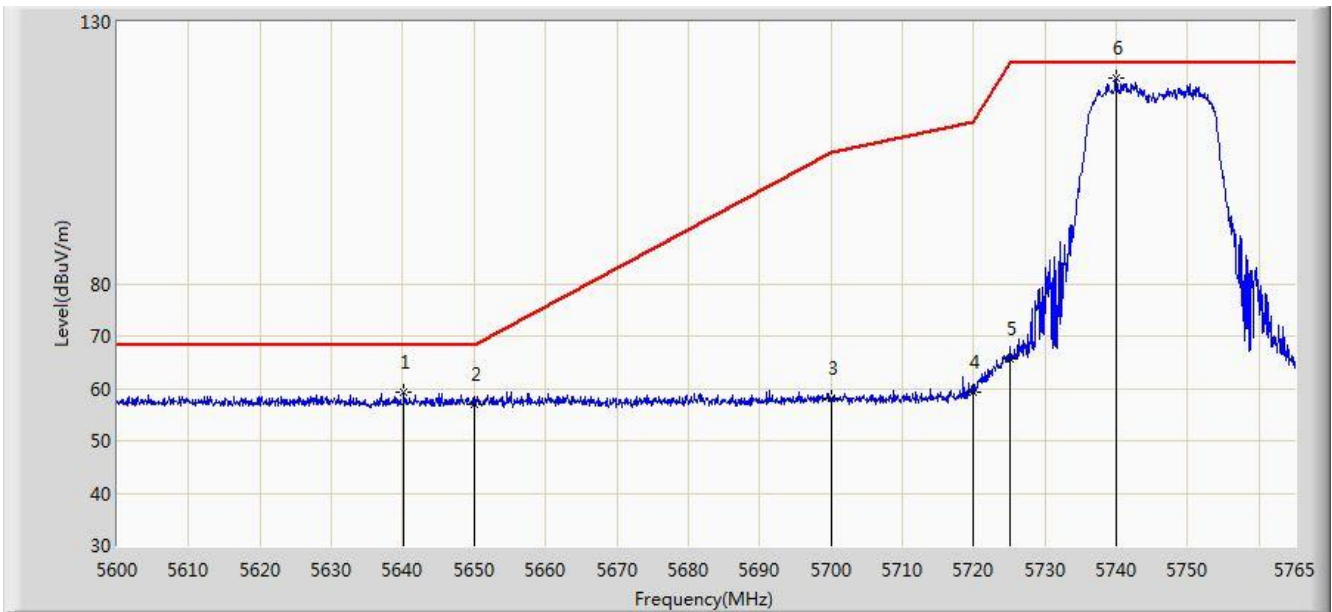




Site: AC1	Time: 2017/09/03 - 17:14
Limit: FCC_Part15.407_RE(3m)	Engineer: Kevin Ker
Probe: BBHA9120D_1GHz_18GHz_TW	Polarity: Horizontal
EUT: ACCESS POINT - Omni Antenna (ANT-2x2-5005)	Power: POE (DC 57V)
Test Mode: Transmit by 802.11ac-VHT20 at Channel 5745MHz Ant 0 + 1 + 2 + 3 (Beam-Forming Mode)	



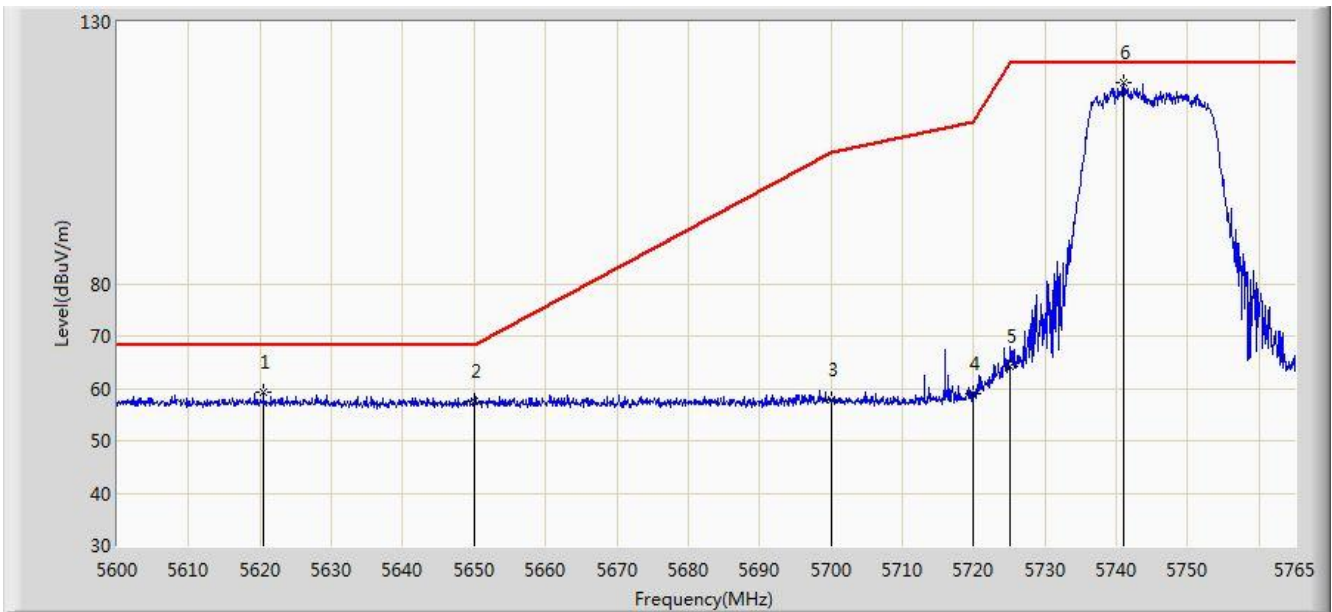
No	Flag	Mark	Frequency (MHz)	Measure Level (dBuV/m)	Reading Level (dBuV)	Over Limit (dB)	Limit (dBuV/m)	Factor (dB)	Type
1			5640.095	59.131	54.493	-9.069	68.200	4.638	PK
2			5650.000	57.035	52.364	-11.165	68.200	4.671	PK
3			5700.000	58.018	53.140	-47.182	105.200	4.878	PK
4			5720.000	59.283	54.286	-51.517	110.800	4.997	PK
5			5725.000	65.640	60.611	-56.560	122.200	5.029	PK
6		*	5739.920	119.340	114.216	N/A	N/A	5.123	PK

Note: Measure Level (dBμV/m) = Reading Level (dBμV) + Factor (dB)

Factor (dB) = Cable Loss (dB) + Antenna Factor (dB/m) - Pre_Amplifier Gain (dB)



Site: AC1	Time: 2017/09/03 - 17:17
Limit: FCC_Part15.407_RE(3m)	Engineer: Kevin Ker
Probe: BBHA9120D_1GHz_18GHz_TW	Polarity: Vertical
EUT: ACCESS POINT - Omni Antenna (ANT-2x2-5005)	Power: POE (DC 57V)
Test Mode: Transmit by 802.11ac-VHT20 at Channel 5745MHz Ant 0 + 1 + 2 + 3 (Beam-Forming Mode)	



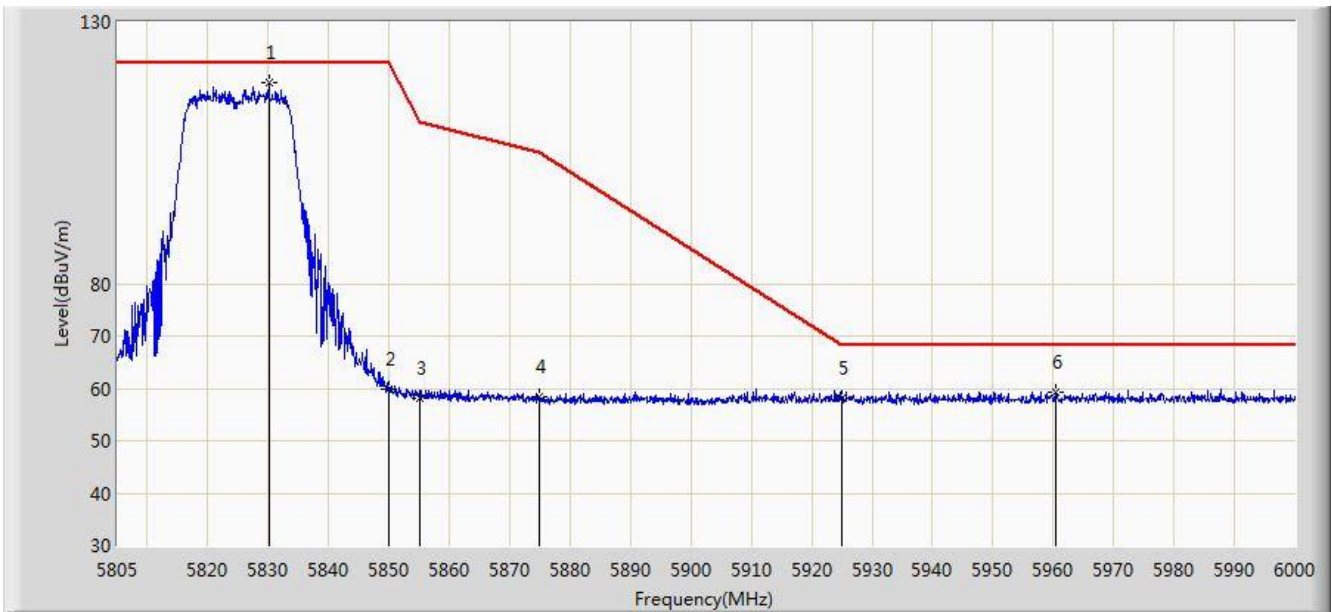
No	Flag	Mark	Frequency (MHz)	Measure Level (dBuV/m)	Reading Level (dBuV)	Over Limit (dB)	Limit (dBuV/m)	Factor (dB)	Type
1			5620.460	59.234	54.652	-8.966	68.200	4.581	PK
2			5650.000	57.666	52.995	-10.534	68.200	4.671	PK
3			5700.000	57.758	52.880	-47.442	105.200	4.878	PK
4			5720.000	59.077	54.080	-51.723	110.800	4.997	PK
5			5725.000	64.342	59.313	-57.858	122.200	5.029	PK
6		*	5741.075	118.424	113.293	N/A	N/A	5.131	PK

Note: Measure Level (dBμV/m) = Reading Level (dBμV) + Factor (dB)

Factor (dB) = Cable Loss (dB) + Antenna Factor (dB/m) - Pre_Amplifier Gain (dB)



Site: AC1	Time: 2017/09/03 - 17:18
Limit: FCC_Part15.407_RE(3m)	Engineer: Kevin Ker
Probe: BBHA9120D_1GHz_18GHz_TW	Polarity: Horizontal
EUT: ACCESS POINT - Omni Antenna (ANT-2x2-5005)	Power: POE (DC 57V)
Test Mode: Transmit by 802.11ac-VHT20 at Channel 5825MHz Ant 0 + 1 + 2 + 3 (Beam-Forming Mode)	



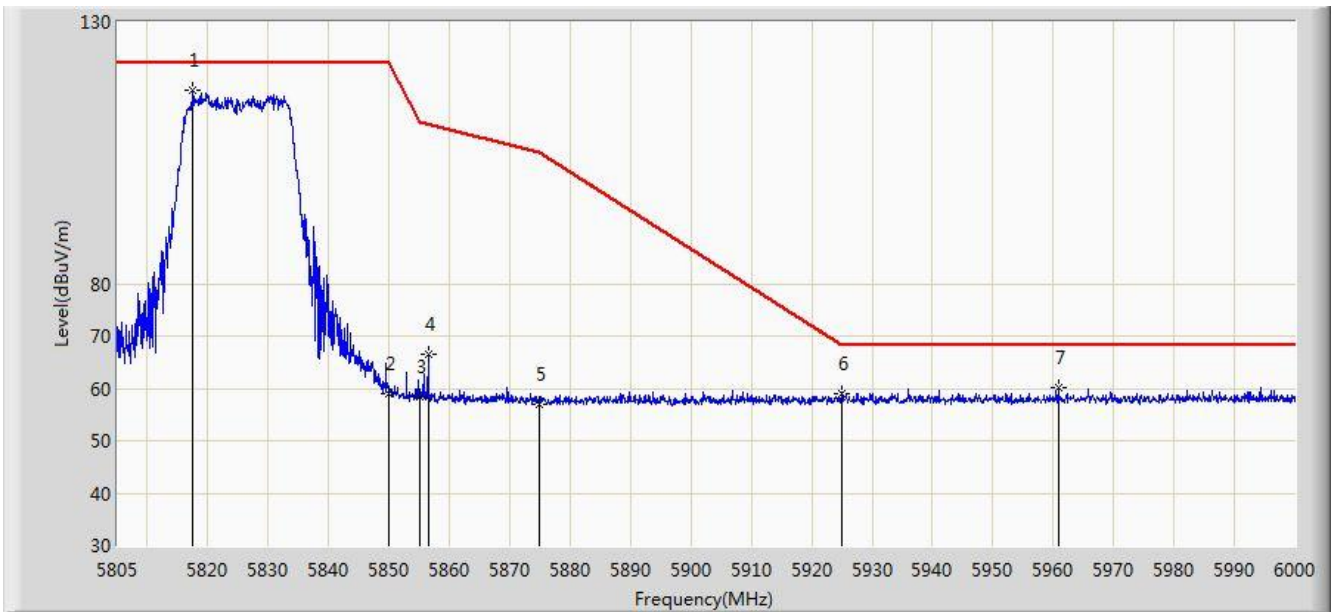
No	Flag	Mark	Frequency (MHz)	Measure Level (dBuV/m)	Reading Level (dBuV)	Over Limit (dB)	Limit (dBuV/m)	Factor (dB)	Type
1		*	5830.058	118.459	112.842	N/A	N/A	5.617	PK
2			5850.000	59.840	54.114	-62.360	122.200	5.726	PK
3			5855.000	58.105	52.359	-52.695	110.800	5.746	PK
4			5875.000	58.466	52.646	-46.734	105.200	5.820	PK
5			5925.000	58.190	52.224	-10.010	68.200	5.967	PK
6			5960.415	59.410	53.365	-8.790	68.200	6.044	PK

Note: Measure Level (dBμV/m) = Reading Level (dBμV) + Factor (dB)

Factor (dB) = Cable Loss (dB) + Antenna Factor (dB/m) - Pre_Amplifier Gain (dB)



Site: AC1	Time: 2017/09/03 - 17:21
Limit: FCC_Part15.407_RE(3m)	Engineer: Kevin Ker
Probe: BBHA9120D_1GHz_18GHz_TW	Polarity: Vertical
EUT: ACCESS POINT - Omni Antenna (ANT-2x2-5005)	Power: POE (DC 57V)
Test Mode: Transmit by 802.11ac-VHT20 at Channel 5825MHz Ant 0 + 1 + 2 + 3 (Beam-Forming Mode)	



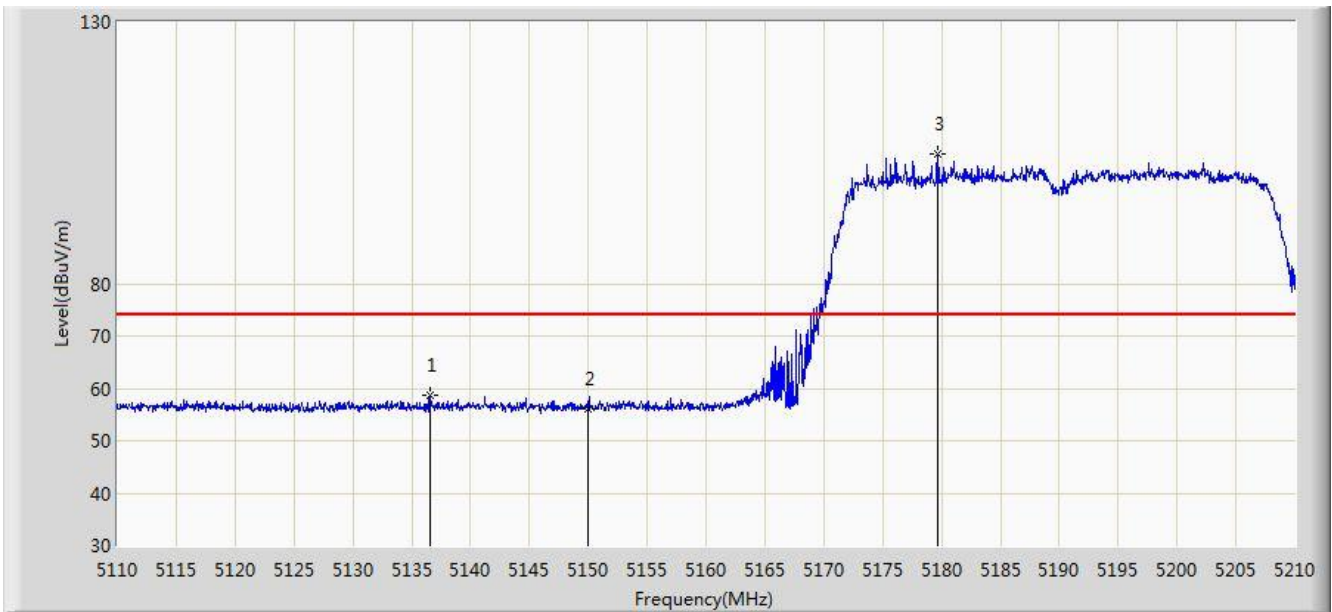
No	Flag	Mark	Frequency (MHz)	Measure Level (dBuV/m)	Reading Level (dBuV)	Over Limit (dB)	Limit (dBuV/m)	Factor (dB)	Type
1		*	5817.578	116.956	111.411	N/A	N/A	5.544	PK
2			5850.000	58.904	53.178	-63.296	122.200	5.726	PK
3			5855.000	58.469	52.723	-52.331	110.800	5.746	PK
4			5856.480	66.532	60.780	-43.853	110.385	5.752	PK
5			5875.000	56.929	51.109	-48.271	105.200	5.820	PK
6			5925.000	59.098	53.132	-9.102	68.200	5.967	PK
7			5960.805	60.172	54.127	-8.028	68.200	6.045	PK

Note: Measure Level (dBμV/m) = Reading Level (dBμV) + Factor (dB)

Factor (dB) = Cable Loss (dB) + Antenna Factor (dB/m) - Pre_Amplifier Gain (dB)



Site: AC1	Time: 2017/09/03 - 18:01
Limit: FCC_Part15.209_RE(3m)	Engineer: Kevin Ker
Probe: BBHA9120D_1GHz_18GHz_TW	Polarity: Horizontal
EUT: ACCESS POINT - Omni Antenna (ANT-2x2-5005)	Power: POE (DC 57V)
Test Mode: Transmit by 802.11ac-VHT40 at Channel 5190MHz Ant 0 + 1 + 2 + 3 (Beam-Forming Mode)	



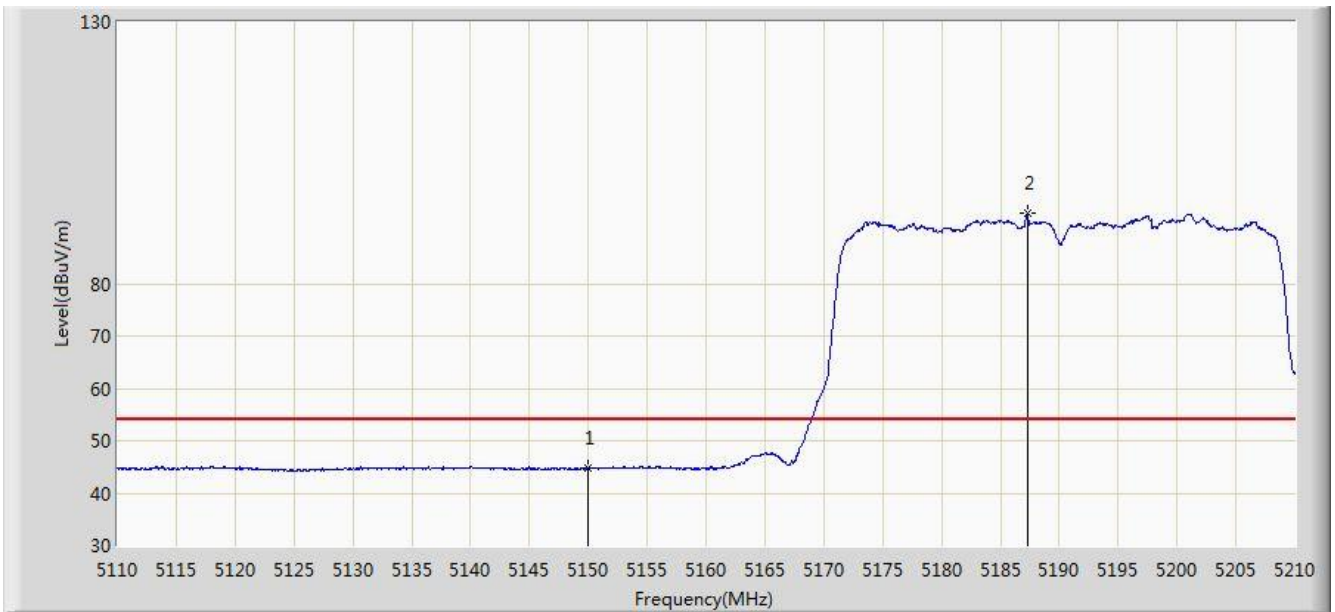
No	Flag	Mark	Frequency (MHz)	Measure Level (dBuV/m)	Reading Level (dBuV)	Over Limit (dB)	Limit (dBuV/m)	Factor (dB)	Type
1			5136.600	58.805	54.630	-15.195	74.000	4.175	PK
2			5150.000	56.197	52.028	-17.803	74.000	4.170	PK
3		*	5179.650	104.896	100.826	N/A	N/A	4.070	PK

Note: Measure Level (dBμV/m) = Reading Level (dBμV) + Factor (dB)

Factor (dB) = Cable Loss (dB) + Antenna Factor (dB/m) - Pre_Amplifier Gain (dB)



Site: AC1	Time: 2017/09/03 - 18:03
Limit: FCC_Part15.209_RE(3m)	Engineer: Kevin Ker
Probe: BBHA9120D_1GHz_18GHz_TW	Polarity: Horizontal
EUT: ACCESS POINT - Omni Antenna (ANT-2x2-5005)	Power: POE (DC 57V)
Test Mode: Transmit by 802.11ac-VHT40 at Channel 5190MHz Ant 0 + 1 + 2 + 3 (Beam-Forming Mode)	



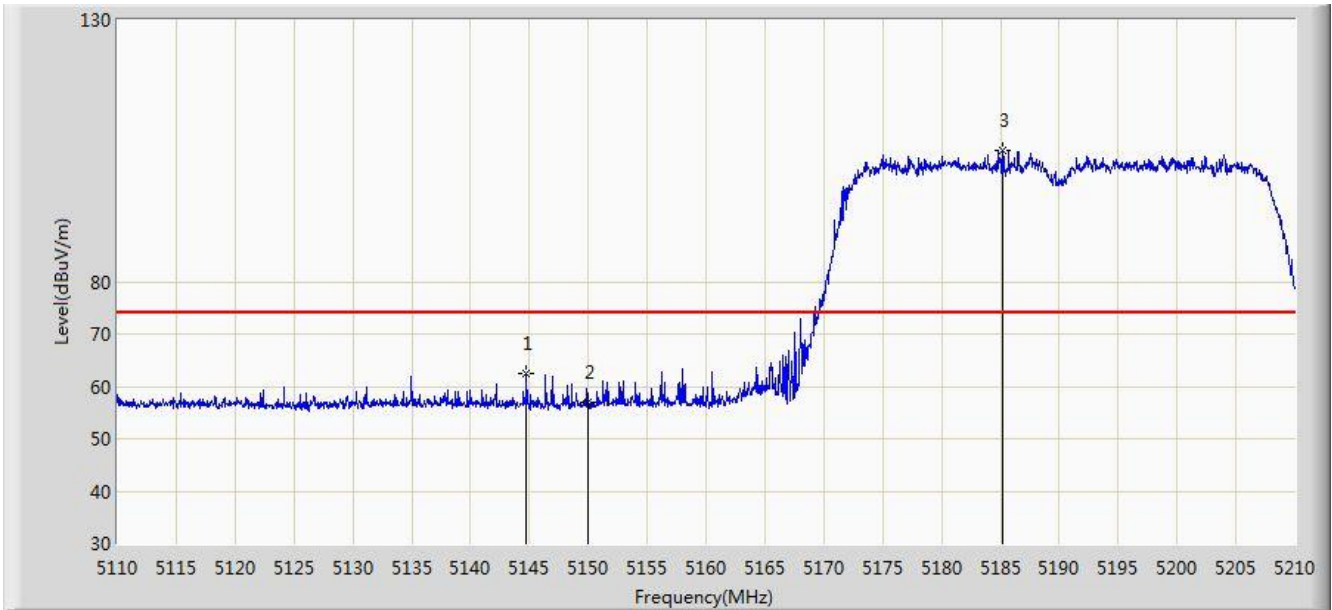
No	Flag	Mark	Frequency (MHz)	Measure Level (dBuV/m)	Reading Level (dBuV)	Over Limit (dB)	Limit (dBuV/m)	Factor (dB)	Type
1			5150.000	44.659	40.490	-9.341	54.000	4.170	AV
2		*	5187.300	93.367	89.324	N/A	N/A	4.043	AV

Note: Measure Level (dBμV/m) = Reading Level (dBμV) + Factor (dB)

Factor (dB) = Cable Loss (dB) + Antenna Factor (dB/m) - Pre_Amplifier Gain (dB)



Site: AC1	Time: 2017/09/03 - 18:04
Limit: FCC_Part15.209_RE(3m)	Engineer: Kevin Ker
Probe: BBHA9120D_1GHz_18GHz_TW	Polarity: Vertical
EUT: ACCESS POINT - Omni Antenna (ANT-2x2-5005)	Power: POE (DC 57V)
Test Mode: Transmit by 802.11ac-VHT40 at Channel 5190MHz Ant 0 + 1 + 2 + 3 (Beam-Forming Mode)	



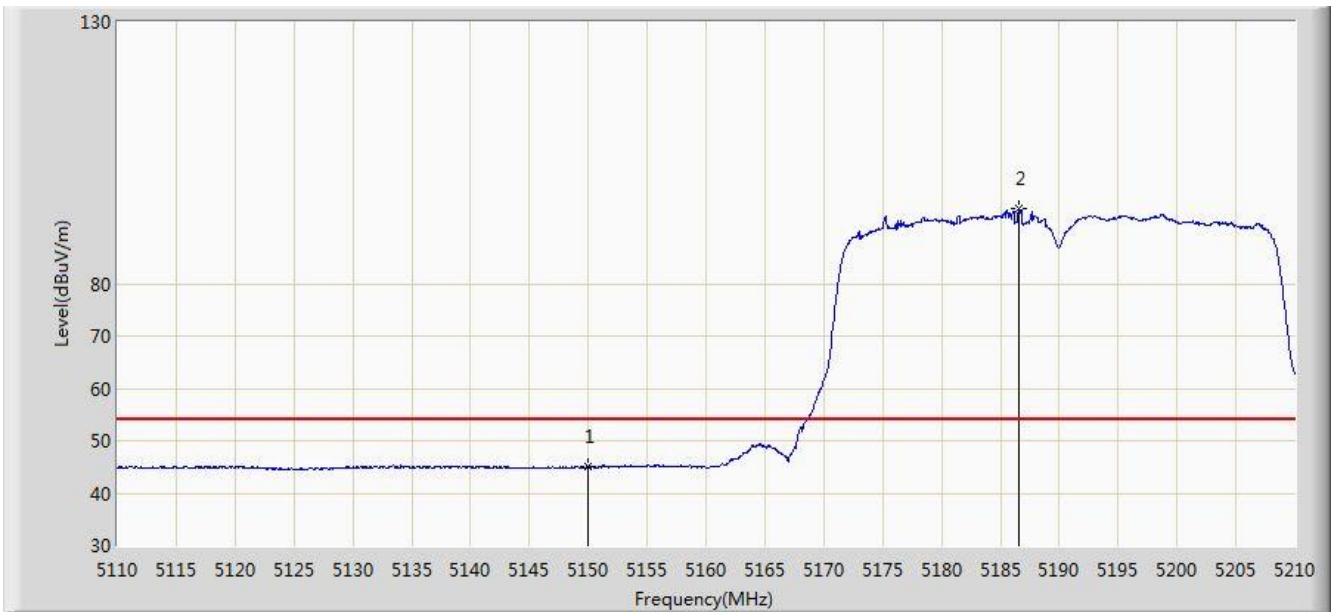
No	Flag	Mark	Frequency (MHz)	Measure Level (dBuV/m)	Reading Level (dBuV)	Over Limit (dB)	Limit (dBuV/m)	Factor (dB)	Type
1			5144.750	62.584	58.408	-11.416	74.000	4.175	PK
2			5150.000	57.031	52.862	-16.969	74.000	4.170	PK
3		*	5185.250	105.093	101.043	N/A	N/A	4.050	PK

Note: Measure Level (dBμV/m) = Reading Level (dBμV) + Factor (dB)

Factor (dB) = Cable Loss (dB) + Antenna Factor (dB/m) - Pre_Amplifier Gain (dB)



Site: AC1	Time: 2017/09/03 - 18:05
Limit: FCC_Part15.209_RE(3m)	Engineer: Kevin Ker
Probe: BBHA9120D_1GHz_18GHz_TW	Polarity: Vertical
EUT: ACCESS POINT - Omni Antenna (ANT-2x2-5005)	Power: POE (DC 57V)
Test Mode: Transmit by 802.11ac-VHT40 at Channel 5190MHz Ant 0 + 1 + 2 + 3 (Beam-Forming Mode)	



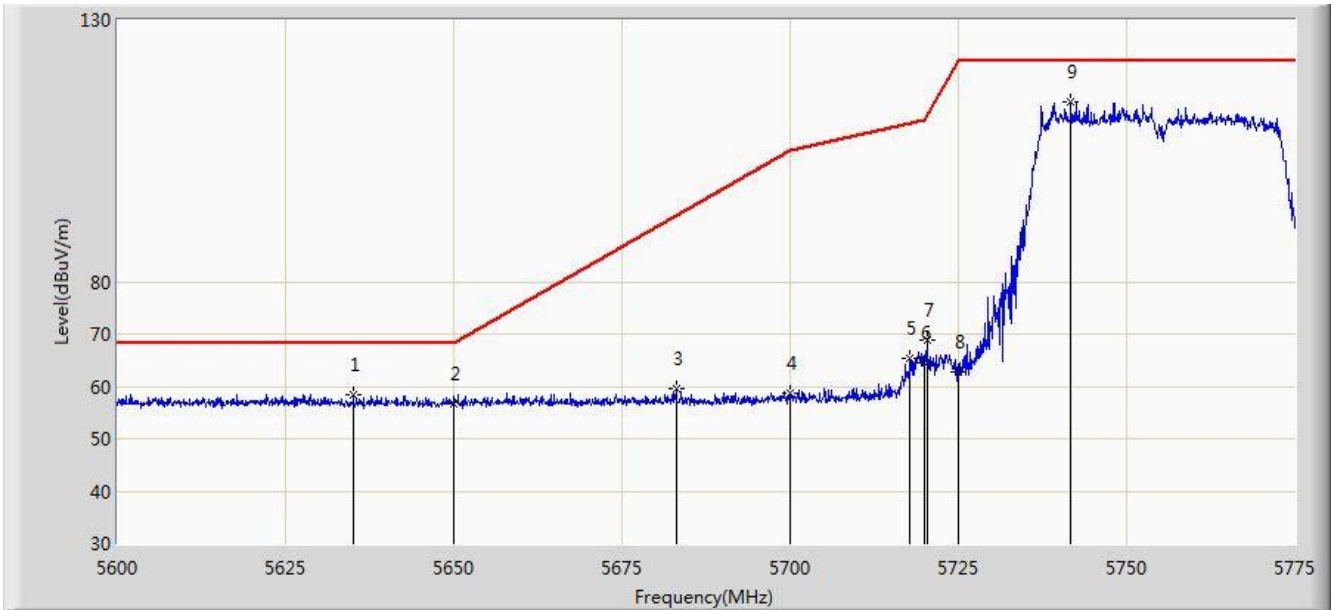
No	Flag	Mark	Frequency (MHz)	Measure Level (dBuV/m)	Reading Level (dBuV)	Over Limit (dB)	Limit (dBuV/m)	Factor (dB)	Type
1			5150.000	45.022	40.853	-8.978	54.000	4.170	AV
2		*	5186.600	94.465	90.420	N/A	N/A	4.045	AV

Note: Measure Level (dB μ V/m) = Reading Level (dB μ V) + Factor (dB)

Factor (dB) = Cable Loss (dB) + Antenna Factor (dB/m) - Pre_Amplifier Gain (dB)



Site: AC1	Time: 2017/09/04 - 11:09
Limit: FCC_Part15.407_RE(3m)	Engineer: Kevin Ker
Probe: BBHA9120D_1GHz_18GHz_TW	Polarity: Horizontal
EUT: ACCESS POINT - Omni Antenna (ANT-2x2-5005)	Power: POE (DC 57V)
Test Mode: Transmit by 802.11ac-VHT40 at Channel 5755MHz Ant 0 + 1 + 2 + 3 (Beam-Forming Mode)	



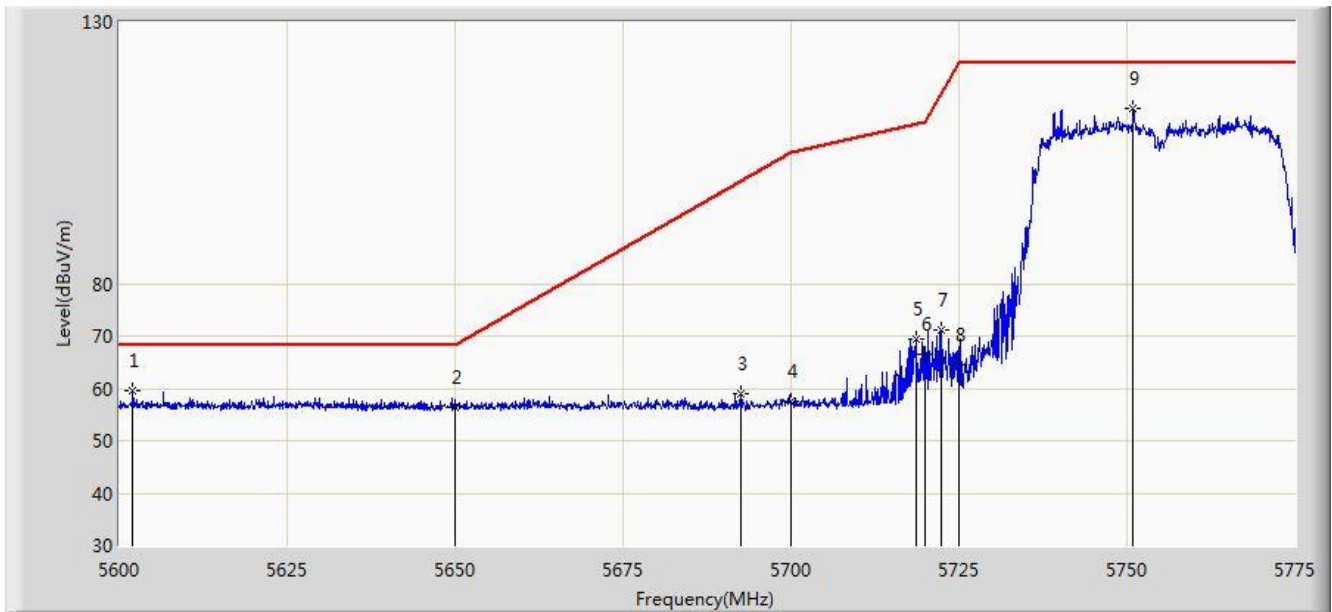
No	Flag	Mark	Frequency (MHz)	Measure Level (dBuV/m)	Reading Level (dBuV)	Over Limit (dB)	Limit (dBuV/m)	Factor (dB)	Type
1			5635.087	58.290	53.666	-9.910	68.200	4.624	PK
2			5650.000	56.549	51.878	-11.651	68.200	4.671	PK
3			5683.125	59.463	54.663	-33.286	92.749	4.800	PK
4			5700.000	58.571	53.693	-46.629	105.200	4.878	PK
5			5717.862	65.344	60.361	-44.858	110.202	4.983	PK
6			5720.000	64.530	59.533	-46.270	110.800	4.997	PK
7			5720.312	68.772	63.773	-42.740	111.512	4.999	PK
8			5725.000	62.879	57.850	-59.321	122.200	5.029	PK
9		*	5741.750	114.465	109.329	N/A	N/A	5.136	PK

Note: Measure Level (dBuV/m) = Reading Level (dBuV) + Factor (dB)

Factor (dB) = Cable Loss (dB) + Antenna Factor (dB/m) - Pre_Amplifier Gain (dB)



Site: AC1	Time: 2017/09/04 - 11:14
Limit: FCC_Part15.407_RE(3m)	Engineer: Kevin Ker
Probe: BBHA9120D_1GHz_18GHz_TW	Polarity: Vertical
EUT: ACCESS POINT - Omni Antenna (ANT-2x2-5005)	Power: POE (DC 57V)
Test Mode: Transmit by 802.11ac-VHT40 at Channel 5755MHz Ant 0 + 1 + 2 + 3 (Beam-Forming Mode)	



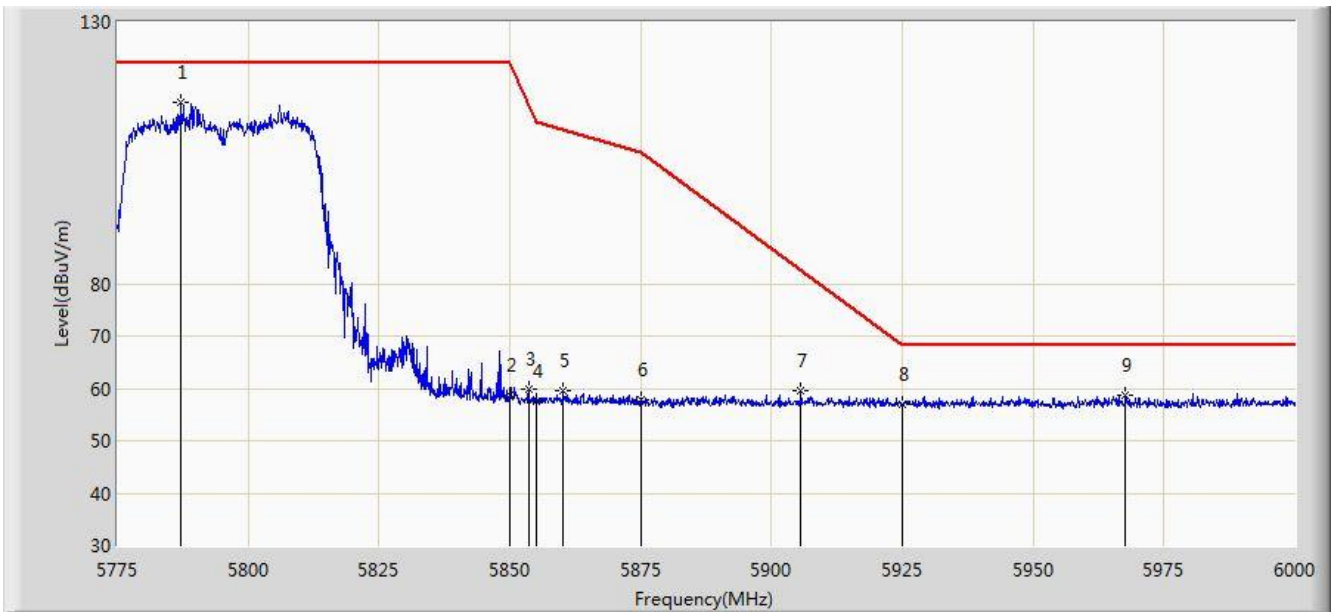
No	Flag	Mark	Frequency (MHz)	Measure Level (dBuV/m)	Reading Level (dBuV)	Over Limit (dB)	Limit (dBuV/m)	Factor (dB)	Type
1			5602.013	59.473	54.941	-8.727	68.200	4.532	PK
2			5650.000	56.504	51.833	-11.696	68.200	4.671	PK
3			5692.487	58.866	54.028	-40.795	99.661	4.838	PK
4			5700.000	57.549	52.671	-47.651	105.200	4.878	PK
5			5718.650	69.321	64.333	-41.101	110.423	4.989	PK
6			5720.000	66.654	61.657	-44.146	110.800	4.997	PK
7			5722.413	71.182	66.170	-45.121	116.303	5.012	PK
8			5725.000	64.598	59.569	-57.602	122.200	5.029	PK
9		*	5750.937	113.498	108.309	N/A	N/A	5.188	PK

Note: Measure Level (dBuV/m) = Reading Level (dBuV) + Factor (dB)

Factor (dB) = Cable Loss (dB) + Antenna Factor (dB/m) - Pre_Amplifier Gain (dB)



Site: AC1	Time: 2017/09/04 - 11:17
Limit: FCC_Part15.407_RE(3m)	Engineer: Kevin Ker
Probe: BBHA9120D_1GHz_18GHz_TW	Polarity: Horizontal
EUT: ACCESS POINT - Omni Antenna (ANT-2x2-5005)	Power: POE (DC 57V)
Test Mode: Transmit by 802.11ac-VHT40 at Channel 5795MHz Ant 0 + 1 + 2 + 3 (Beam-Forming Mode)	



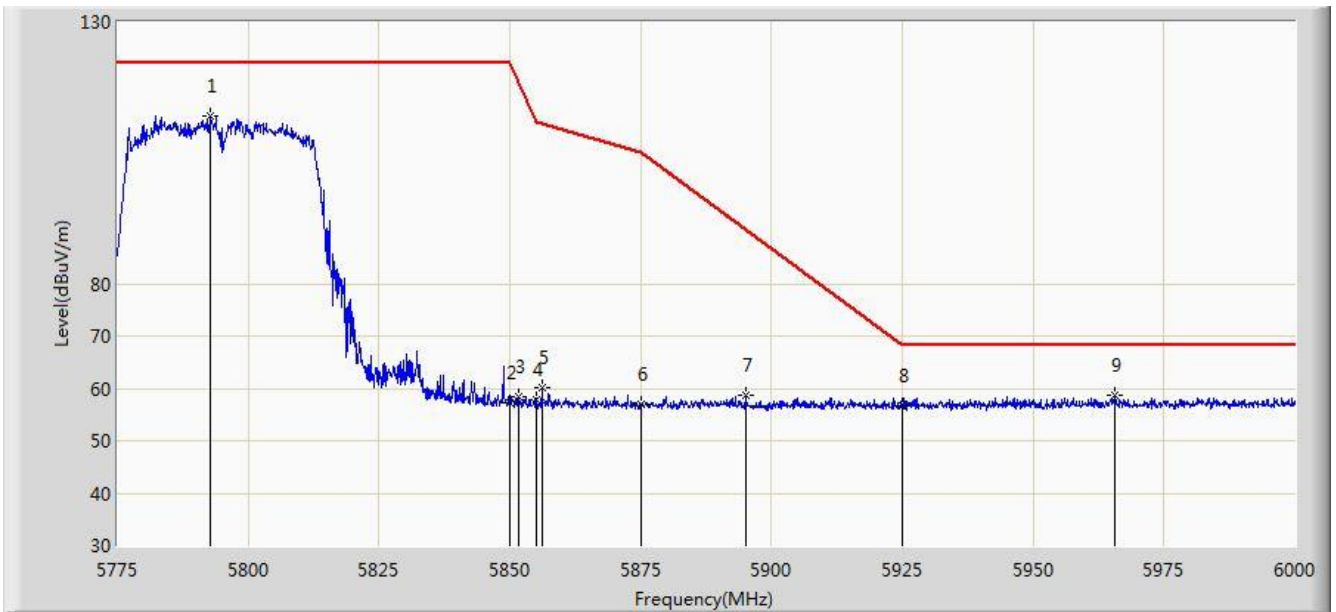
No	Flag	Mark	Frequency (MHz)	Measure Level (dBuV/m)	Reading Level (dBuV)	Over Limit (dB)	Limit (dBuV/m)	Factor (dB)	Type
1		*	5787.263	114.521	109.143	N/A	N/A	5.378	PK
2			5850.000	58.606	52.880	-63.594	122.200	5.726	PK
3			5853.525	59.983	54.243	-54.179	114.162	5.741	PK
4			5855.000	57.640	51.894	-53.160	110.800	5.746	PK
5			5860.275	59.584	53.816	-49.737	109.321	5.768	PK
6			5875.000	57.872	52.052	-47.328	105.200	5.820	PK
7			5905.612	59.648	53.730	-22.862	82.510	5.918	PK
8			5925.000	56.923	50.957	-11.277	68.200	5.967	PK
9			5967.712	58.790	52.733	-9.410	68.200	6.057	PK

Note: Measure Level (dBuV/m) = Reading Level (dBuV) + Factor (dB)

Factor (dB) = Cable Loss (dB) + Antenna Factor (dB/m) - Pre_Amplifier Gain (dB)



Site: AC1	Time: 2017/09/04 - 11:21
Limit: FCC_Part15.407_RE(3m)	Engineer: Kevin Ker
Probe: BBHA9120D_1GHz_18GHz_TW	Polarity: Vertical
EUT: ACCESS POINT - Omni Antenna (ANT-2x2-5005)	Power: POE (DC 57V)
Test Mode: Transmit by 802.11ac-VHT40 at Channel 5795MHz Ant 0 + 1 + 2 + 3 (Beam-Forming Mode)	



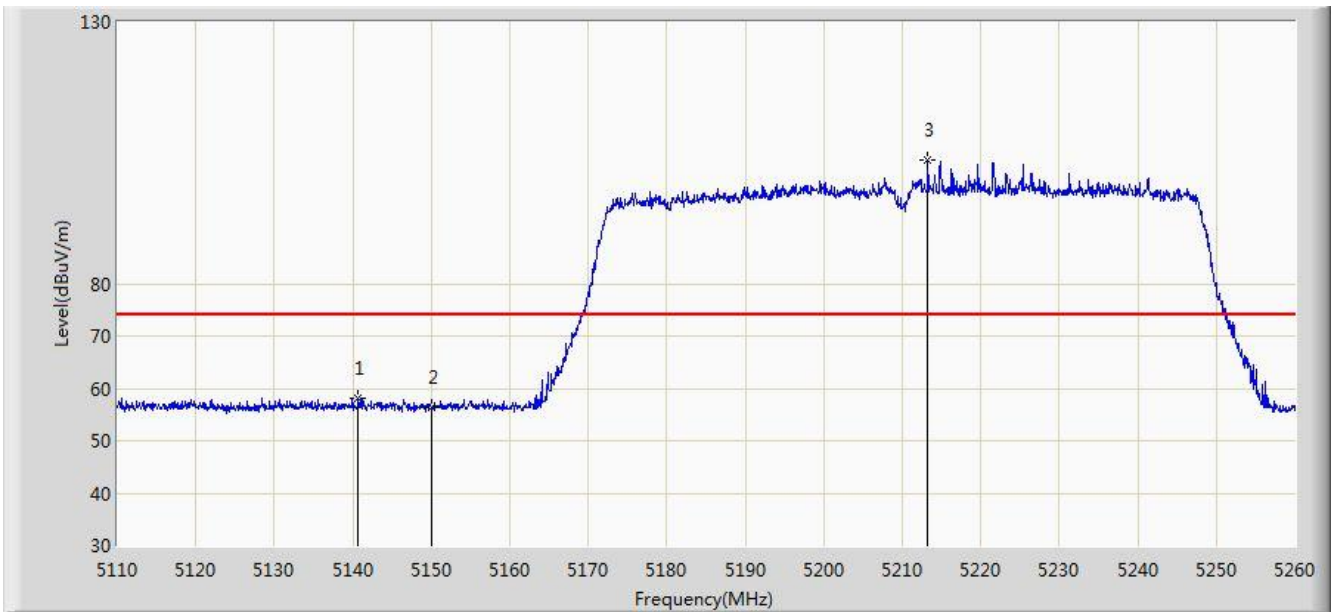
No	Flag	Mark	Frequency (MHz)	Measure Level (dBuV/m)	Reading Level (dBuV)	Over Limit (dB)	Limit (dBuV/m)	Factor (dB)	Type
1			5792.775	112.099	106.693	N/A	N/A	5.406	PK
2			5850.000	57.238	51.512	-64.962	122.200	5.726	PK
3			5851.725	58.521	52.788	-59.745	118.266	5.732	PK
4			5855.000	57.967	52.221	-52.833	110.800	5.746	PK
5			5856.112	60.058	54.307	-50.430	110.488	5.751	PK
6			5875.000	56.956	51.136	-48.244	105.200	5.820	PK
7			5895.038	58.587	52.698	-31.748	90.334	5.889	PK
8			5925.000	56.692	50.726	-11.508	68.200	5.967	PK
9		*	5965.462	58.762	52.709	-9.438	68.200	6.053	PK

Note: Measure Level (dBuV/m) = Reading Level (dBuV) + Factor (dB)

Factor (dB) = Cable Loss (dB) + Antenna Factor (dB/m) - Pre_Amplifier Gain (dB)



Site: AC1	Time: 2017/09/03 - 17:29
Limit: FCC_Part15.209_RE(3m)	Engineer: Kevin Ker
Probe: BBHA9120D_1GHz_18GHz_TW	Polarity: Horizontal
EUT: ACCESS POINT - Omni Antenna (ANT-2x2-5005)	Power: POE (DC 57V)
Test Mode: Transmit by 802.11ac-VHT80 at Channel 5210MHz Ant 0 + 1 + 2 + 3 (Beam-Forming Mode)	



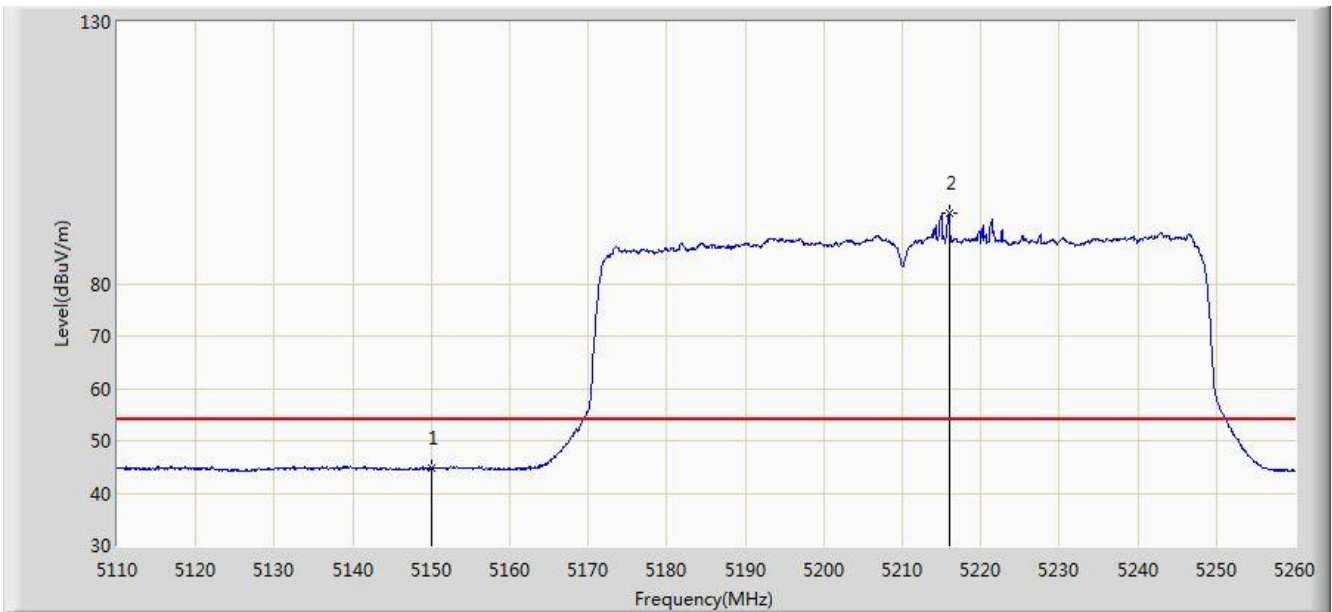
No	Flag	Mark	Frequency (MHz)	Measure Level (dBuV/m)	Reading Level (dBuV)	Over Limit (dB)	Limit (dBuV/m)	Factor (dB)	Type
1			5140.675	58.215	54.040	-15.785	74.000	4.176	PK
2			5150.000	56.286	52.117	-17.714	74.000	4.170	PK
3		*	5213.275	103.637	99.678	N/A	N/A	3.958	PK

Note: Measure Level (dBμV/m) = Reading Level (dBμV) + Factor (dB)

Factor (dB) = Cable Loss (dB) + Antenna Factor (dB/m) - Pre_Amplifier Gain (dB)



Site: AC1	Time: 2017/09/03 - 17:31
Limit: FCC_Part15.209_RE(3m)	Engineer: Kevin Ker
Probe: BBHA9120D_1GHz_18GHz_TW	Polarity: Horizontal
EUT: ACCESS POINT - Omni Antenna (ANT-2x2-5005)	Power: POE (DC 57V)
Test Mode: Transmit by 802.11ac-VHT80 at Channel 5210MHz Ant 0 + 1 + 2 + 3 (Beam-Forming Mode)	



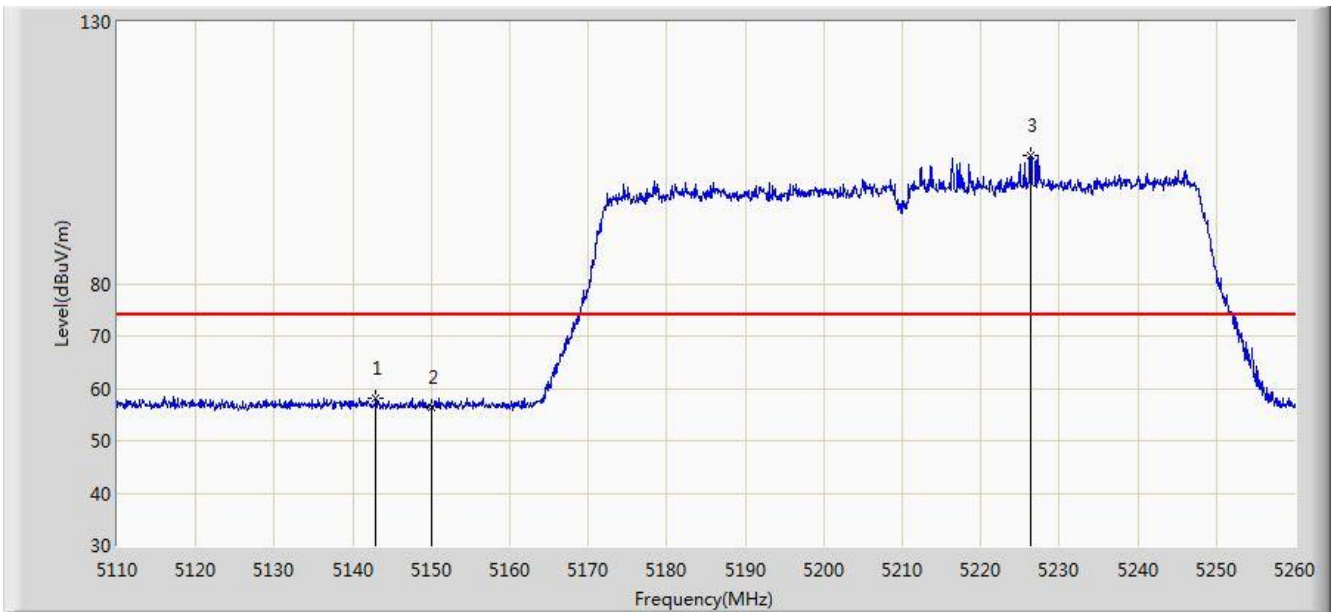
No	Flag	Mark	Frequency (MHz)	Measure Level (dBuV/m)	Reading Level (dBuV)	Over Limit (dB)	Limit (dBuV/m)	Factor (dB)	Type
1			5150.000	44.703	40.534	-9.297	54.000	4.170	AV
2		*	5215.975	93.468	89.517	N/A	N/A	3.951	AV

Note: Measure Level (dBμV/m) = Reading Level (dBμV) + Factor (dB)

Factor (dB) = Cable Loss (dB) + Antenna Factor (dB/m) - Pre_Amplifier Gain (dB)



Site: AC1	Time: 2017/09/03 - 17:32
Limit: FCC_Part15.209_RE(3m)	Engineer: Kevin Ker
Probe: BBHA9120D_1GHz_18GHz_TW	Polarity: Vertical
EUT: ACCESS POINT - Omni Antenna (ANT-2x2-5005)	Power: POE (DC 57V)
Test Mode: Transmit by 802.11ac-VHT80 at Channel 5210MHz Ant 0 + 1 + 2 + 3 (Beam-Forming Mode)	



No	Flag	Mark	Frequency (MHz)	Measure Level (dBuV/m)	Reading Level (dBuV)	Over Limit (dB)	Limit (dBuV/m)	Factor (dB)	Type
1			5142.925	58.115	53.939	-15.885	74.000	4.176	PK
2			5150.000	56.426	52.257	-17.574	74.000	4.170	PK
3		*	5226.325	104.574	100.654	N/A	N/A	3.920	PK

Note: Measure Level (dBμV/m) = Reading Level (dBμV) + Factor (dB)

Factor (dB) = Cable Loss (dB) + Antenna Factor (dB/m) - Pre_Amplifier Gain (dB)



Site: AC1	Time: 2017/09/03 - 17:32
Limit: FCC_Part15.209_RE(3m)	Engineer: Kevin Ker
Probe: BBHA9120D_1GHz_18GHz_TW	Polarity: Vertical
EUT: ACCESS POINT - Omni Antenna (ANT-2x2-5005)	Power: POE (DC 57V)
Test Mode: Transmit by 802.11ac-VHT80 at Channel 5210MHz Ant 0 + 1 + 2 + 3 (Beam-Forming Mode)	



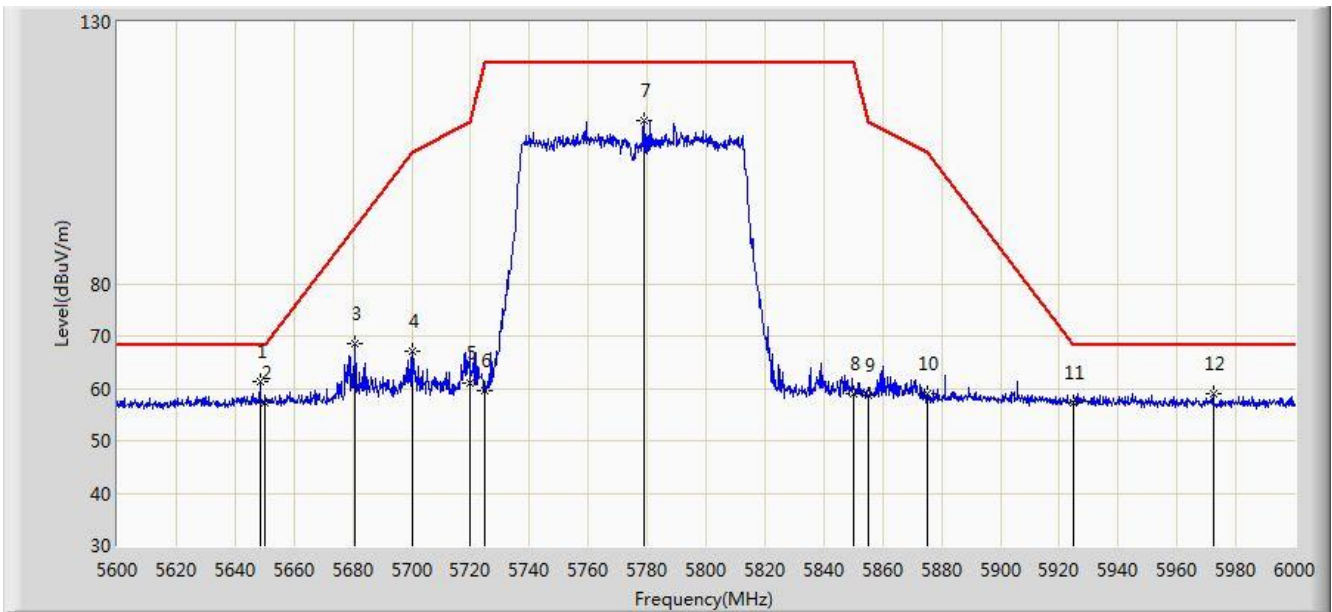
No	Flag	Mark	Frequency (MHz)	Measure Level (dBuV/m)	Reading Level (dBuV)	Over Limit (dB)	Limit (dBuV/m)	Factor (dB)	Type
1			5150.000	45.218	41.049	-8.782	54.000	4.170	AV
2		*	5227.900	92.682	88.766	N/A	N/A	3.916	AV

Note: Measure Level (dBμV/m) = Reading Level (dBμV) + Factor (dB)

Factor (dB) = Cable Loss (dB) + Antenna Factor (dB/m) - Pre_Amplifier Gain (dB)



Site: AC1	Time: 2017/09/03 - 17:50
Limit: FCC_Part15.407_RE(3m)	Engineer: Kevin Ker
Probe: BBHA9120D_1GHz_18GHz_TW	Polarity: Horizontal
EUT: ACCESS POINT - Omni Antenna (ANT-2x2-5005)	Power: POE (DC 57V)
Test Mode: Transmit by 802.11ac-VHT80 at Channel 5775MHz Ant 0 + 1 + 2 + 3 (Beam-Forming Mode)	



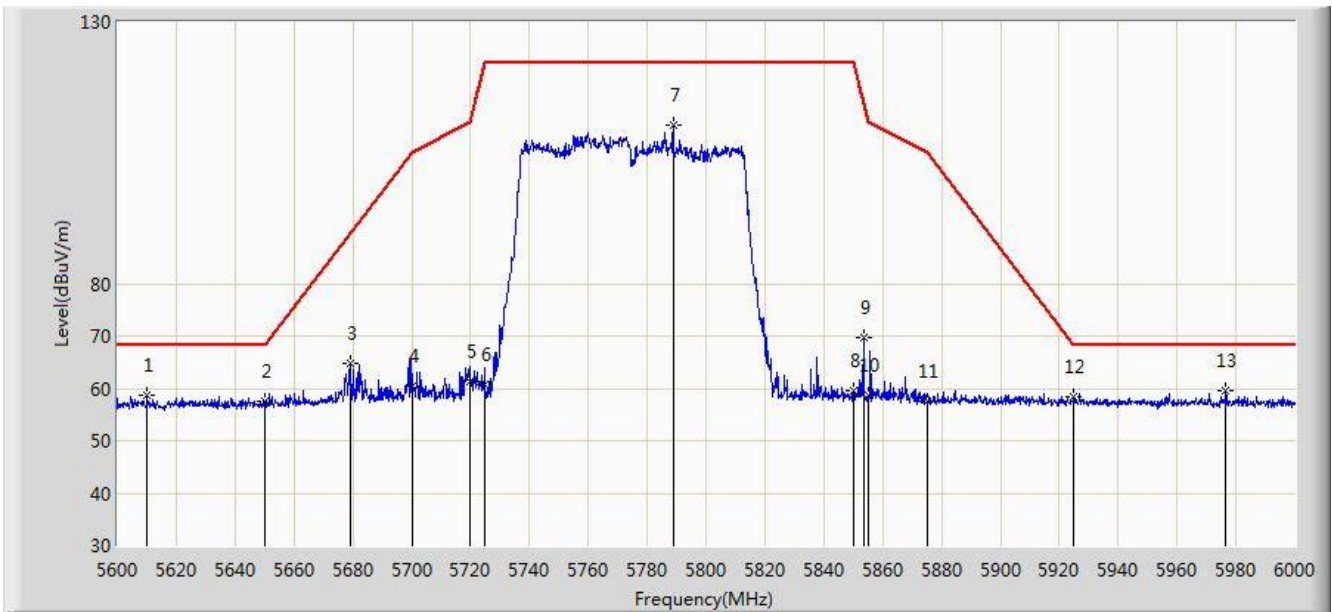
No	Flag	Mark	Frequency (MHz)	Measure Level (dBuV/m)	Reading Level (dBuV)	Over Limit (dB)	Limit (dBuV/m)	Factor (dB)	Type
1		*	5648.400	61.425	56.759	-6.775	68.200	4.666	PK
2			5650.000	57.180	52.509	-11.020	68.200	4.671	PK
3			5680.800	68.657	63.867	-22.373	91.031	4.790	PK
4			5700.000	67.020	62.142	-38.180	105.200	4.878	PK
5			5720.000	61.044	56.047	-49.756	110.800	4.997	PK
6			5725.000	59.648	54.619	-62.552	122.200	5.029	PK
7			5778.800	111.262	105.927	N/A	N/A	5.336	PK
8			5850.000	58.933	53.207	-63.267	122.200	5.726	PK
9			5855.000	58.819	53.073	-51.981	110.800	5.746	PK
10			5875.000	58.852	53.032	-46.348	105.200	5.820	PK
11			5925.000	57.379	51.413	-10.821	68.200	5.967	PK
12			5972.200	59.028	52.963	-9.172	68.200	6.065	PK

Note: Measure Level (dBuV/m) = Reading Level (dBuV) + Factor (dB)

Factor (dB) = Cable Loss (dB) + Antenna Factor (dB/m) - Pre_Amplifier Gain (dB)



Site: AC1	Time: 2017/09/03 - 17:53
Limit: FCC_Part15.407_RE(3m)	Engineer: Kevin Ker
Probe: BBHA9120D_1GHz_18GHz_TW	Polarity: Vertical
EUT: ACCESS POINT - Omni Antenna (ANT-2x2-5005)	Power: POE (DC 57V)
Test Mode: Transmit by 802.11ac-VHT80 at Channel 5775MHz Ant 0 + 1 + 2 + 3 (Beam-Forming Mode)	



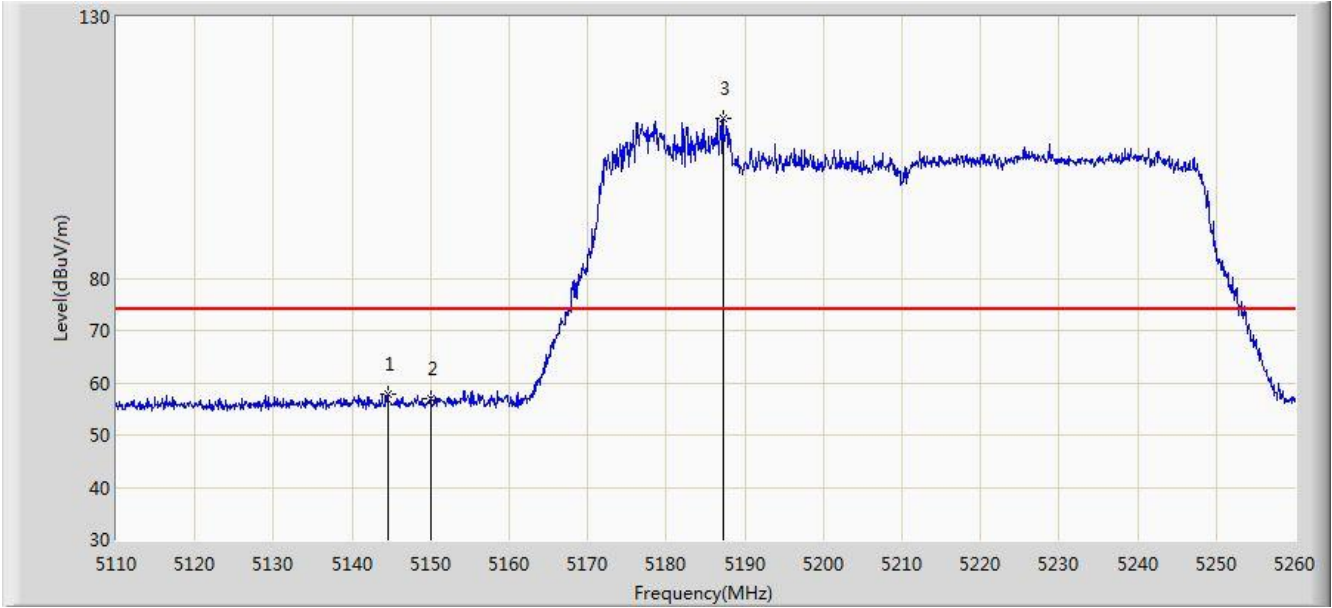
No	Flag	Mark	Frequency (MHz)	Measure Level (dBuV/m)	Reading Level (dBuV)	Over Limit (dB)	Limit (dBuV/m)	Factor (dB)	Type
1			5610.200	58.799	54.247	-9.401	68.200	4.552	PK
2			5650.000	57.420	52.749	-10.780	68.200	4.671	PK
3			5679.200	64.784	60.000	-25.064	89.848	4.785	PK
4			5700.000	60.437	55.559	-44.763	105.200	4.878	PK
5			5720.000	61.227	56.230	-49.573	110.800	4.997	PK
6			5725.000	60.615	55.586	-61.585	122.200	5.029	PK
7			5789.000	110.146	104.759	N/A	N/A	5.386	PK
8			5850.000	59.641	53.915	-62.559	122.200	5.726	PK
9			5853.400	69.729	63.989	-44.718	114.447	5.739	PK
10			5855.000	58.723	52.977	-52.077	110.800	5.746	PK
11			5875.000	57.656	51.836	-47.544	105.200	5.820	PK
12			5925.000	58.442	52.476	-9.758	68.200	5.967	PK
13		*	5976.400	59.677	53.605	-8.523	68.200	6.072	PK

Note: Measure Level (dBuV/m) = Reading Level (dBuV) + Factor (dB)

Factor (dB) = Cable Loss (dB) + Antenna Factor (dB/m) - Pre_Amplifier Gain (dB)



Site: AC2	Time: 2017/09/28 - 15:52
Limit: FCC_Part15.209_RE(3m)	Engineer: Kevin Ker
Probe: BBHA9120D_1GHz_18GHz_TW	Polarity: Horizontal
EUT: ACCESS POINT - Omni Antenna (ANT-2x2-5005)	Power: POE (DC 57V)
Test Mode: Transmit by 802.11ac-VHT80+80 at Channel 5210MHz Ant 0 + 1 / Ant 0 + 1 + 2 + 3 (Beam-Forming Mode)	



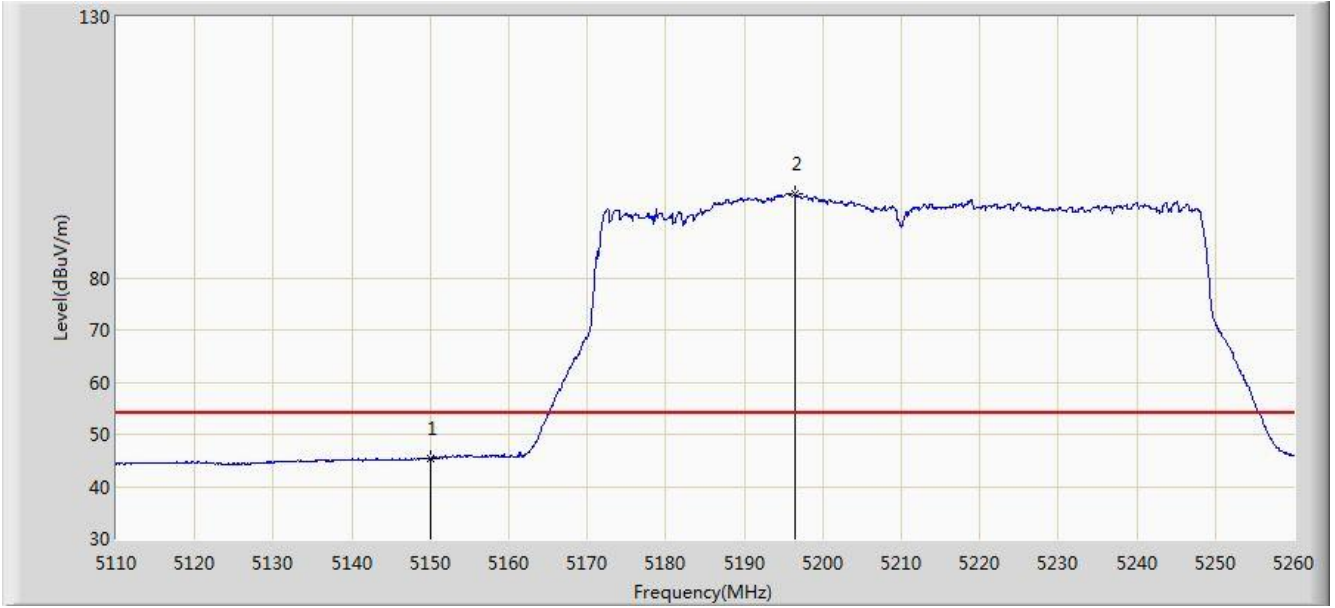
No	Flag	Mark	Frequency (MHz)	Measure Level (dBuV/m)	Reading Level (dBuV)	Over Limit (dB)	Limit (dBuV/m)	Factor (dB)	Type
1			5144.500	57.813	53.637	-16.187	74.000	4.176	PK
2			5150.000	57.086	52.917	-16.914	74.000	4.170	PK
3		*	5187.175	110.614	106.571	N/A	N/A	4.043	PK

Note: Measure Level (dBμV/m) = Reading Level (dBμV) + Factor (dB)

Factor (dB) = Cable Loss (dB) + Antenna Factor (dB/m) - Pre_Amplifier Gain (dB)



Site: AC2	Time: 2017/09/28 - 16:12
Limit: FCC_Part15.209_RE(3m)	Engineer: Kevin Ker
Probe: BBHA9120D_1GHz_18GHz_TW	Polarity: Horizontal
EUT: ACCESS POINT - Omni Antenna (ANT-2x2-5005)	Power: POE (DC 57V)
Test Mode: Transmit by 802.11ac-VHT80+80 at Channel 5210MHz Ant 0 + 1 / Ant 0 + 1 + 2 + 3 (Beam-Forming Mode)	



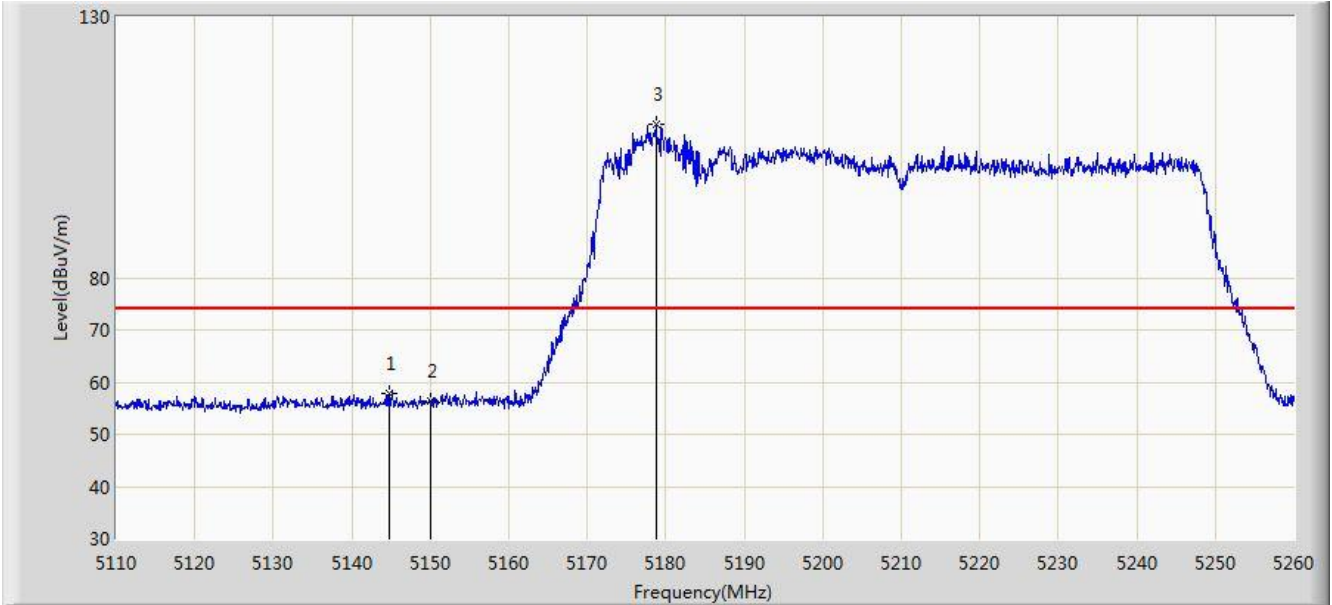
No	Flag	Mark	Frequency (MHz)	Measure Level (dBuV/m)	Reading Level (dBuV)	Over Limit (dB)	Limit (dBuV/m)	Factor (dB)	Type
1			5150.000	45.343	41.174	-8.657	54.000	4.170	AV
2		*	5196.475	96.071	92.061	N/A	N/A	4.010	AV

Note: Measure Level (dBμV/m) = Reading Level (dBμV) + Factor (dB)

Factor (dB) = Cable Loss (dB) + Antenna Factor (dB/m) - Pre_Amplifier Gain (dB)



Site: AC2	Time: 2017/09/28 - 16:14
Limit: FCC_Part15.209_RE(3m)	Engineer: Kevin Ker
Probe: BBHA9120D_1GHz_18GHz_TW	Polarity: Vertical
EUT: ACCESS POINT - Omni Antenna (ANT-2x2-5005)	Power: POE (DC 57V)
Test Mode: Transmit by 802.11ac-VHT80+80 at Channel 5210MHz Ant 0 + 1 / Ant 0 + 1 + 2 + 3 (Beam-Forming Mode)	



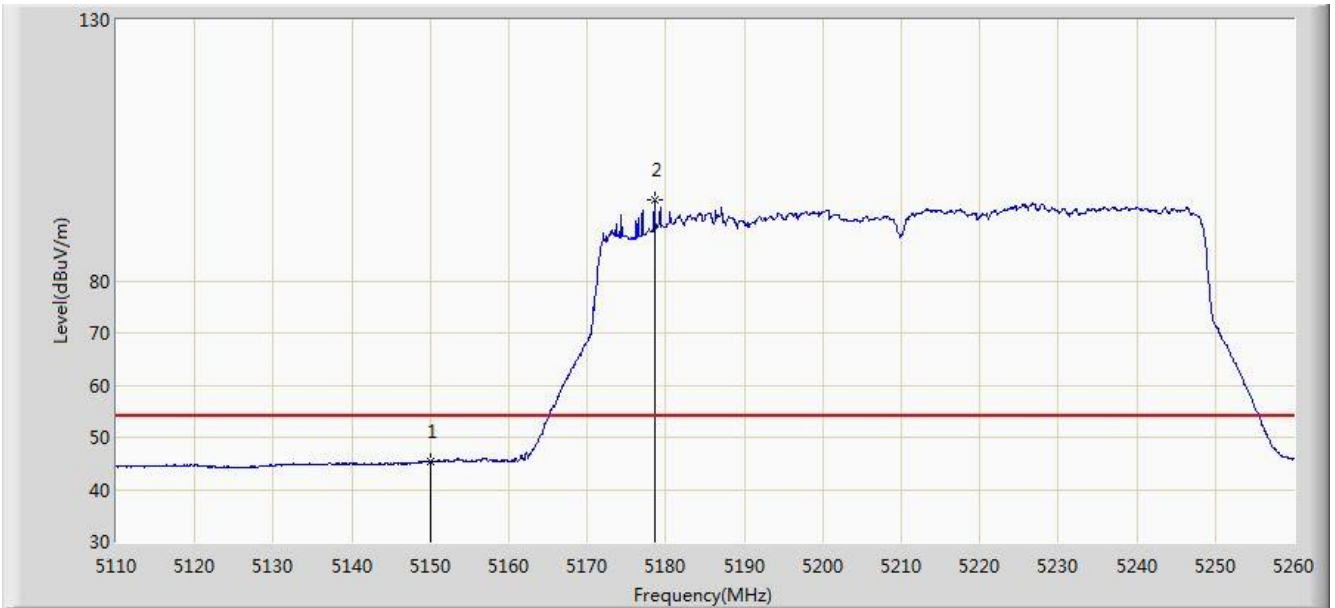
No	Flag	Mark	Frequency (MHz)	Measure Level (dBuV/m)	Reading Level (dBuV)	Over Limit (dB)	Limit (dBuV/m)	Factor (dB)	Type
1			5144.800	57.869	53.693	-16.131	74.000	4.175	PK
2			5150.000	56.286	52.117	-17.714	74.000	4.170	PK
3		*	5178.775	109.319	105.246	N/A	N/A	4.073	PK

Note: Measure Level (dBμV/m) = Reading Level (dBμV) + Factor (dB)

Factor (dB) = Cable Loss (dB) + Antenna Factor (dB/m) - Pre_Amplifier Gain (dB)



Site: AC2	Time: 2017/09/28 - 16:16
Limit: FCC_Part15.209_RE(3m)	Engineer: Kevin Ker
Probe: BBHA9120D_1GHz_18GHz_TW	Polarity: Vertical
EUT: ACCESS POINT - Omni Antenna (ANT-2x2-5005)	Power: POE (DC 57V)
Test Mode: Transmit by 802.11ac-VHT80+80 at Channel 5210MHz Ant 0 + 1 / Ant 0 + 1 + 2 + 3 (Beam-Forming Mode)	



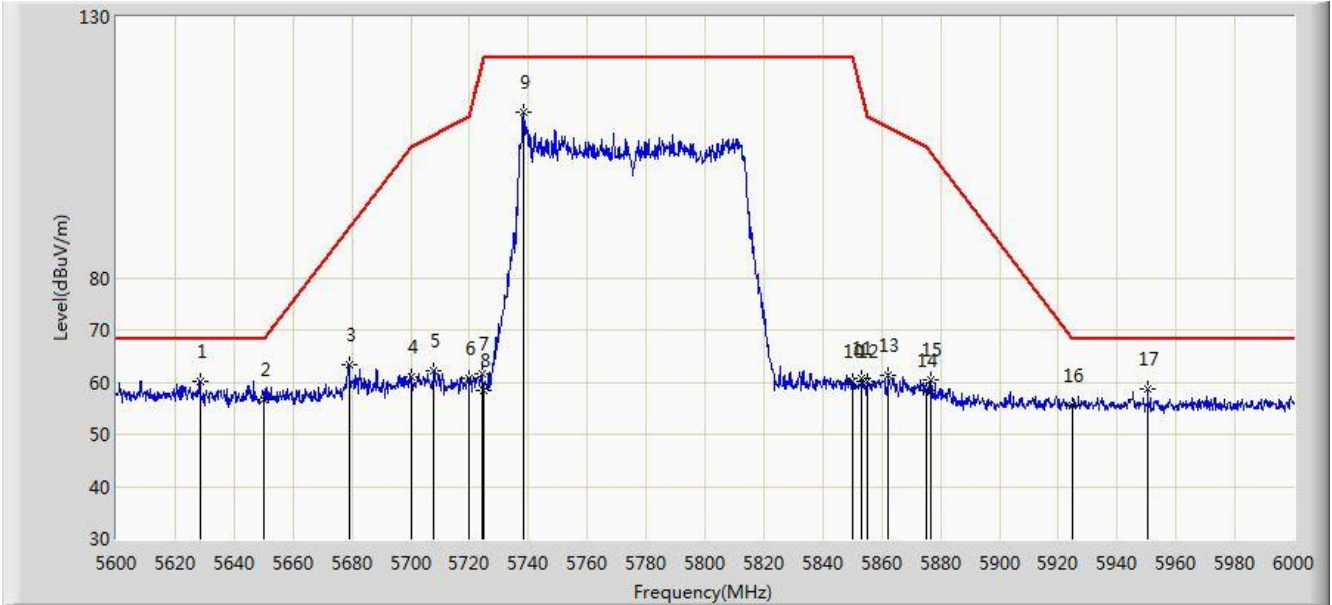
No	Flag	Mark	Frequency (MHz)	Measure Level (dBuV/m)	Reading Level (dBuV)	Over Limit (dB)	Limit (dBuV/m)	Factor (dB)	Type
1			5150.000	45.225	41.056	-8.775	54.000	4.170	AV
2		*	5178.625	95.374	91.300	N/A	N/A	4.074	AV

Note: Measure Level (dBμV/m) = Reading Level (dBμV) + Factor (dB)

Factor (dB) = Cable Loss (dB) + Antenna Factor (dB/m) - Pre_Amplifier Gain (dB)



aSite: AC2	Time: 2017/09/28 - 16:34
Limit: FCC_Part15.407_RE(3m)	Engineer: Kevin Ker
Probe: BBHA9120D_1GHz_18GHz_TW	Polarity: Horizontal
EUT: ACCESS POINT - Omni Antenna (ANT-2x2-5005)	Power: POE (DC 57V)
Test Mode: Transmit by 802.11ac-VHT80+80 at Channel 5775MHz Ant 0 + 1 / Ant 0 + 1 + 2 + 3 (Beam-Forming Mode)	



No	Flag	Mark	Frequency (MHz)	Measure Level (dBuV/m)	Reading Level (dBuV)	Over Limit (dB)	Limit (dBuV/m)	Factor (dB)	Type
1		*	5628.400	60.055	55.450	-8.145	68.200	4.604	PK
2			5650.000	56.529	51.858	-11.671	68.200	4.671	PK
3			5679.000	63.397	58.614	-26.302	89.700	4.782	PK
4			5700.000	60.944	56.066	-44.256	105.200	4.878	PK
5			5708.000	62.102	57.181	-45.341	107.442	4.921	PK
6			5720.000	60.746	55.749	-50.054	110.800	4.997	PK
7			5724.200	61.503	56.479	-58.874	120.377	5.024	PK
8			5725.000	58.340	53.311	-63.860	122.200	5.029	PK
9			5738.200	111.680	106.567	N/A	N/A	5.113	PK
10			5850.000	60.232	54.506	-61.968	122.200	5.726	PK
11			5853.200	60.674	54.935	-54.229	114.903	5.739	PK
12			5855.000	60.129	54.383	-50.671	110.800	5.746	PK
13			5862.400	61.314	55.537	-47.412	108.726	5.776	PK
14			5875.000	58.385	52.565	-46.815	105.200	5.820	PK
15			5876.600	60.380	54.555	-43.631	104.011	5.826	PK



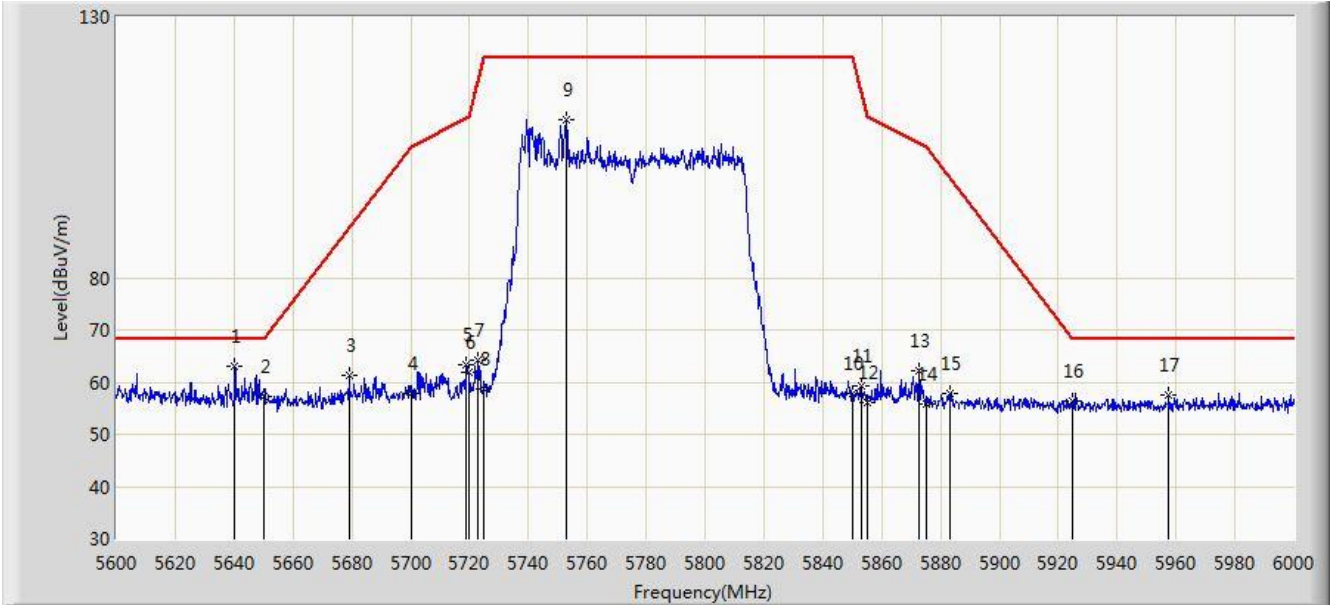
16			5925.000	55.509	49.543	-12.691	68.200	5.967	PK
17			5950.400	58.829	52.802	-9.371	68.200	6.027	PK

Note: Measure Level (dB μ V/m) = Reading Level (dB μ V) + Factor (dB)

Factor (dB) = Cable Loss (dB) + Antenna Factor (dB/m) - Pre_Amplifier Gain (dB)



Site: AC2	Time: 2017/09/28 - 16:38
Limit: FCC_Part15.407_RE(3m)	Engineer: Kevin Ker
Probe: BBHA9120D_1GHz_18GHz_TW	Polarity: Vertical
EUT: ACCESS POINT - Omni Antenna (ANT-2x2-5005)	Power: POE (DC 57V)
Test Mode: Transmit by 802.11ac-VHT80+80 at Channel 5775MHz Ant 0 + 1 / Ant 0 + 1 + 2 + 3 (Beam-Forming Mode)	



No	Flag	Mark	Frequency (MHz)	Measure Level (dBuV/m)	Reading Level (dBuV)	Over Limit (dB)	Limit (dBuV/m)	Factor (dB)	Type
1		*	5640.200	62.939	58.300	-5.261	68.200	4.638	PK
2			5650.000	57.187	52.516	-11.013	68.200	4.671	PK
3			5679.200	61.259	56.475	-28.589	89.848	4.785	PK
4			5700.000	57.863	52.985	-47.337	105.200	4.878	PK
5			5719.000	63.277	58.287	-47.243	110.520	4.990	PK
6			5720.000	61.949	56.952	-48.851	110.800	4.997	PK
7			5722.800	64.126	59.111	-53.059	117.185	5.015	PK
8			5725.000	58.588	53.559	-63.612	122.200	5.029	PK
9			5753.000	110.354	105.154	N/A	N/A	5.200	PK
10			5850.000	57.957	52.231	-64.243	122.200	5.726	PK
11			5853.200	59.252	53.513	-55.651	114.903	5.739	PK
12			5855.000	56.231	50.485	-54.569	110.800	5.746	PK
13			5872.600	62.121	56.309	-43.750	105.871	5.812	PK
14			5875.000	55.888	50.068	-49.312	105.200	5.820	PK
15			5883.400	57.750	51.901	-41.212	98.962	5.848	PK



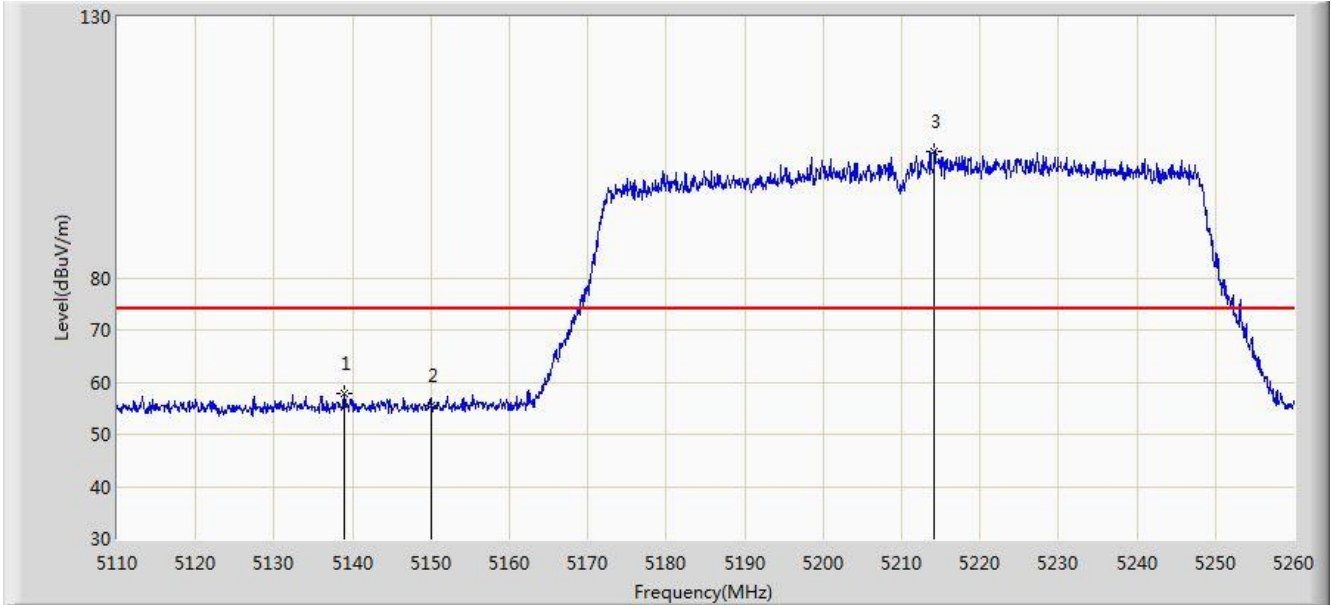
16			5925.000	56.449	50.483	-11.751	68.200	5.967	PK
17			5957.600	57.516	51.476	-10.684	68.200	6.040	PK

Note: Measure Level (dB μ V/m) = Reading Level (dB μ V) + Factor (dB)

Factor (dB) = Cable Loss (dB) + Antenna Factor (dB/m) - Pre_Amplifier Gain (dB)



Site: AC2	Time: 2017/09/28 - 16:41
Limit: FCC_Part15.209_RE(3m)	Engineer: Kevin Ker
Probe: BBHA9120D_1GHz_18GHz_TW	Polarity: Horizontal
EUT: ACCESS POINT - Omni Antenna (ANT-2x2-5005)	Power: POE (DC 57V)
Test Mode: Transmit by 802.11ac-VHT80+80 at Channel 5210MHz Ant 2 + 3 / Ant 0 + 1 + 2 + 3 (Beam-Forming Mode)	



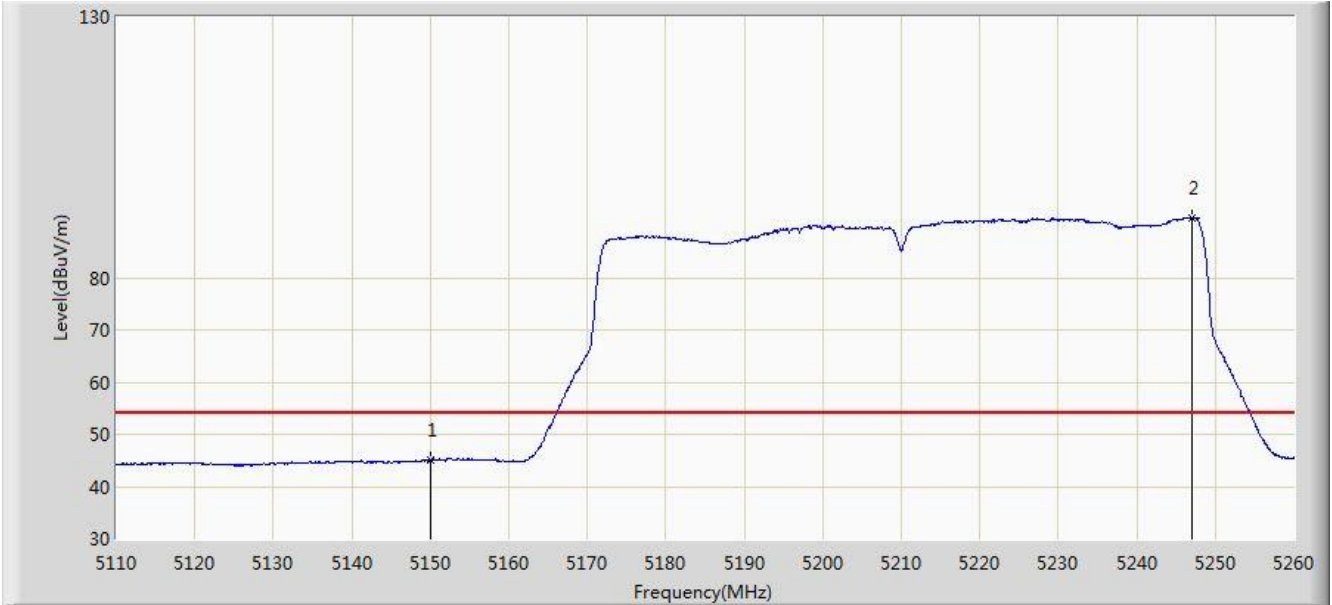
No	Flag	Mark	Frequency (MHz)	Measure Level (dBuV/m)	Reading Level (dBuV)	Over Limit (dB)	Limit (dBuV/m)	Factor (dB)	Type
1			5138.875	57.691	53.516	-16.309	74.000	4.175	PK
2			5150.000	55.614	51.445	-18.386	74.000	4.170	PK
3		*	5214.175	104.199	100.243	N/A	N/A	3.956	PK

Note: Measure Level (dBμV/m) = Reading Level (dBμV) + Factor (dB)

Factor (dB) = Cable Loss (dB) + Antenna Factor (dB/m) - Pre_Amplifier Gain (dB)



Site: AC2	Time: 2017/09/28 - 16:44
Limit: FCC_Part15.209_RE(3m)	Engineer: Kevin Ker
Probe: BBHA9120D_1GHz_18GHz_TW	Polarity: Horizontal
EUT: ACCESS POINT - Omni Antenna (ANT-2x2-5005)	Power: POE (DC 57V)
Test Mode: Transmit by 802.11ac-VHT80+80 at Channel 5210MHz Ant 2 + 3 / Ant 0 + 1 + 2 + 3 (Beam-Forming Mode)	



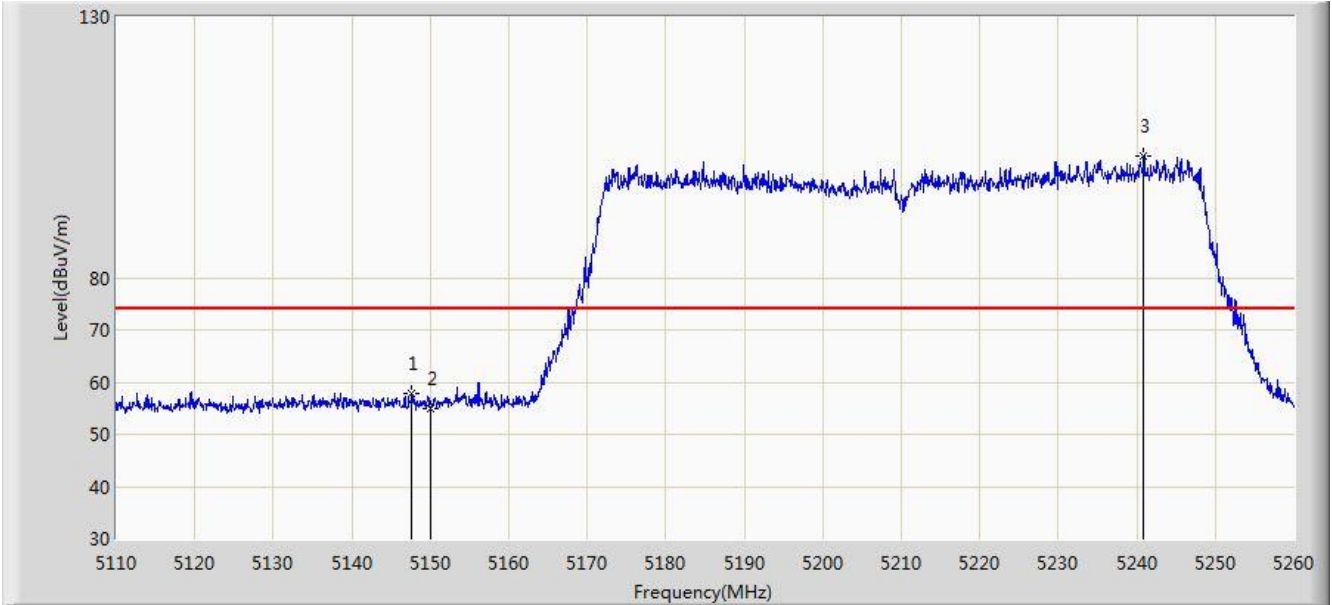
No	Flag	Mark	Frequency (MHz)	Measure Level (dBuV/m)	Reading Level (dBuV)	Over Limit (dB)	Limit (dBuV/m)	Factor (dB)	Type
1			5150.000	45.122	40.953	-8.878	54.000	4.170	AV
2		*	5247.100	91.536	87.677	N/A	N/A	3.860	AV

Note: Measure Level (dBμV/m) = Reading Level (dBμV) + Factor (dB)

Factor (dB) = Cable Loss (dB) + Antenna Factor (dB/m) - Pre_Amplifier Gain (dB)



Site: AC2	Time: 2017/09/28 - 16:45
Limit: FCC_Part15.209_RE(3m)	Engineer: Kevin Ker
Probe: BBHA9120D_1GHz_18GHz_TW	Polarity: Vertical
EUT: ACCESS POINT - Omni Antenna (ANT-2x2-5005)	Power: POE (DC 57V)
Test Mode: Transmit by 802.11ac-VHT80+80 at Channel 5210MHz Ant 2 + 3 / Ant 0 + 1 + 2 + 3 (Beam-Forming Mode)	



No	Flag	Mark	Frequency (MHz)	Measure Level (dBuV/m)	Reading Level (dBuV)	Over Limit (dB)	Limit (dBuV/m)	Factor (dB)	Type
1			5147.650	57.848	53.672	-16.152	74.000	4.176	PK
2			5150.000	54.901	50.732	-19.099	74.000	4.170	PK
3		*	5240.875	103.356	99.479	N/A	N/A	3.877	PK

Note: Measure Level (dBμV/m) = Reading Level (dBμV) + Factor (dB)

Factor (dB) = Cable Loss (dB) + Antenna Factor (dB/m) - Pre_Amplifier Gain (dB)



Site: AC2	Time: 2017/09/28 - 16:46
Limit: FCC_Part15.209_RE(3m)	Engineer: Kevin Ker
Probe: BBHA9120D_1GHz_18GHz_TW	Polarity: Vertical
EUT: ACCESS POINT - Omni Antenna (ANT-2x2-5005)	Power: POE (DC 57V)
Test Mode: Transmit by 802.11ac-VHT80+80 at Channel 5210MHz Ant 2 + 3 / Ant 0 + 1 + 2 + 3 (Beam-Forming Mode)	



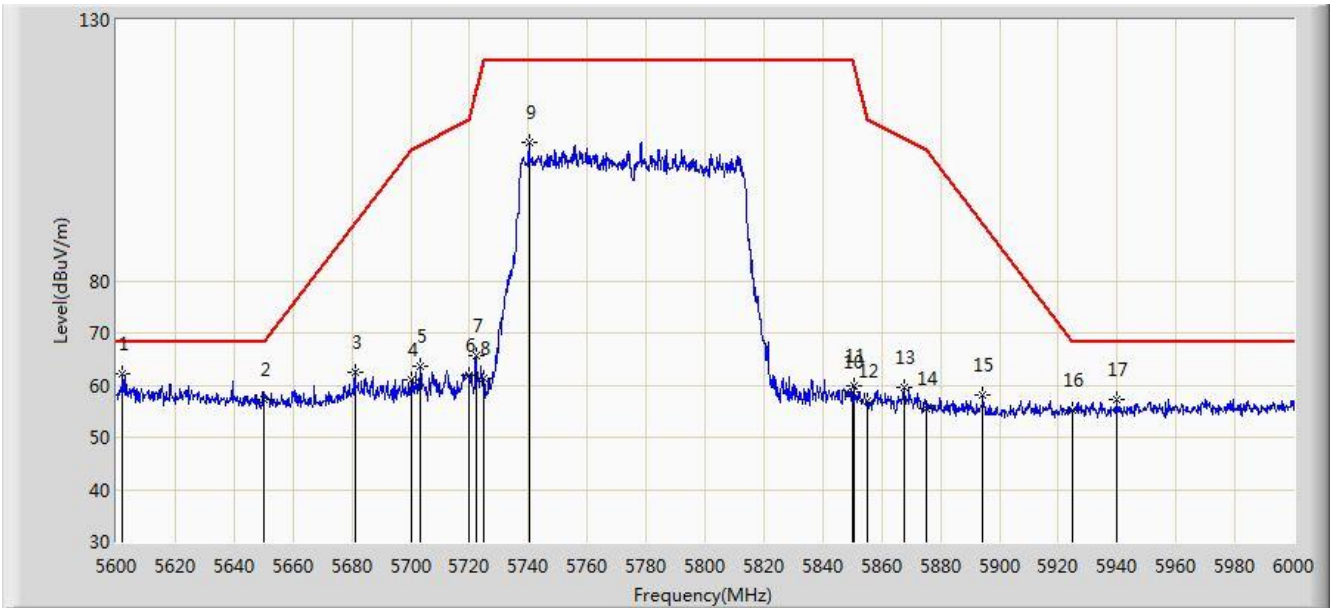
No	Flag	Mark	Frequency (MHz)	Measure Level (dBuV/m)	Reading Level (dBuV)	Over Limit (dB)	Limit (dBuV/m)	Factor (dB)	Type
1			5150.000	45.389	41.220	-8.611	54.000	4.170	AV
2		*	5238.700	89.806	85.922	N/A	N/A	3.884	AV

Note: Measure Level (dBμV/m) = Reading Level (dBμV) + Factor (dB)

Factor (dB) = Cable Loss (dB) + Antenna Factor (dB/m) - Pre_Amplifier Gain (dB)



Site: AC2	Time: 2017/09/28 - 17:05
Limit: FCC_Part15.407_RE(3m)	Engineer: Kevin Ker
Probe: BBHA9120D_1GHz_18GHz_TW	Polarity: Horizontal
EUT: ACCESS POINT - Omni Antenna (ANT-2x2-5005)	Power: POE (DC 57V)
Test Mode: Transmit by 802.11ac-VHT80+80 at Channel 5775MHz Ant 2 + 3 / Ant 0 + 1 + 2 + 3 (Beam-Forming Mode)	



No	Flag	Mark	Frequency (MHz)	Measure Level (dBuV/m)	Reading Level (dBuV)	Over Limit (dB)	Limit (dBuV/m)	Factor (dB)	Type
1		*	5602.000	62.196	57.664	-6.004	68.200	4.532	PK
2			5650.000	57.390	52.719	-10.810	68.200	4.671	PK
3			5681.200	62.532	57.740	-28.794	91.326	4.792	PK
4			5700.000	61.154	56.276	-44.046	105.200	4.878	PK
5			5703.400	63.567	58.671	-42.586	106.153	4.897	PK
6			5720.000	61.831	56.834	-48.969	110.800	4.997	PK
7			5722.200	65.745	60.734	-50.072	115.817	5.010	PK
8			5725.000	61.284	56.255	-60.916	122.200	5.029	PK
9			5740.400	106.465	101.338	N/A	N/A	5.127	PK
10			5850.000	58.598	52.872	-63.602	122.200	5.726	PK
11			5850.400	59.790	54.063	-61.497	121.288	5.727	PK
12			5855.000	56.999	51.253	-53.801	110.800	5.746	PK
13			5867.600	59.430	53.636	-47.839	107.270	5.795	PK
14			5875.000	55.647	49.827	-49.553	105.200	5.820	PK
15			5894.200	58.085	52.199	-32.870	90.955	5.886	PK



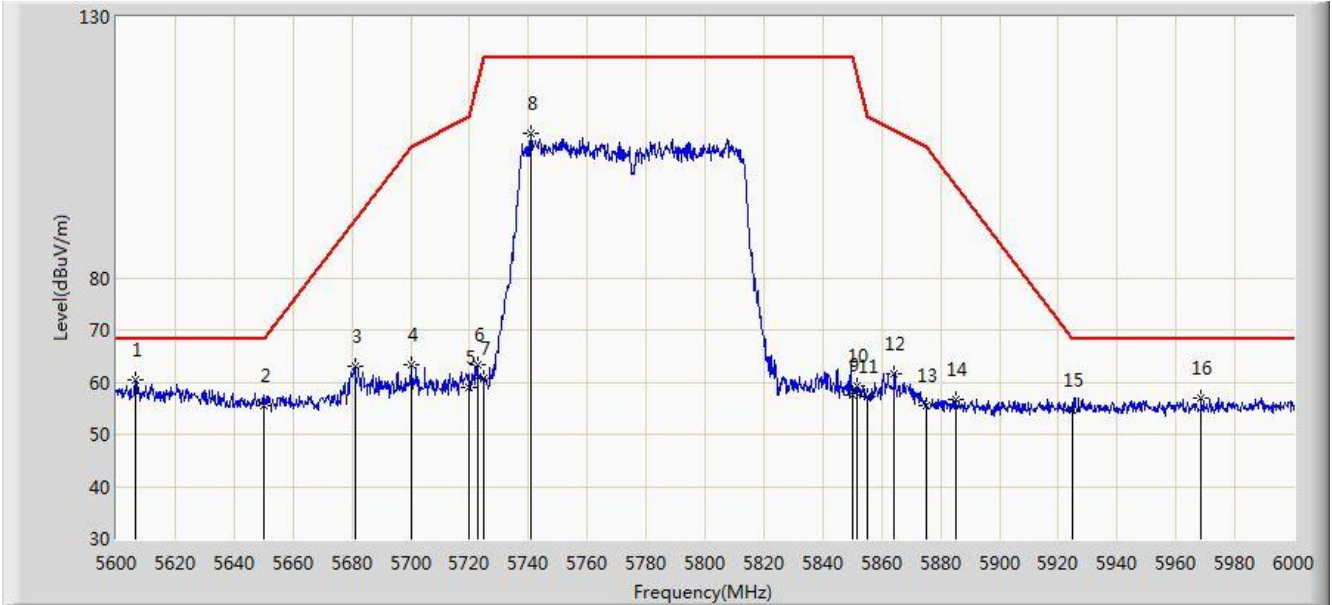
16			5925.000	55.199	49.233	-13.001	68.200	5.967	PK
17			5939.800	57.195	51.192	-11.005	68.200	6.004	PK

Note: Measure Level (dBμV/m) = Reading Level (dBμV) + Factor (dB)

Factor (dB) = Cable Loss (dB) + Antenna Factor (dB/m) - Pre_Amplifier Gain (dB)



Site: AC2	Time: 2017/09/28 - 17:09
Limit: FCC_Part15.407_RE(3m)	Engineer: Kevin Ker
Probe: BBHA9120D_1GHz_18GHz_TW	Polarity: Vertical
EUT: ACCESS POINT - Omni Antenna (ANT-2x2-5005)	Power: POE (DC 57V)
Test Mode: Transmit by 802.11ac-VHT80+80 at Channel 5775MHz Ant 2 + 3 / Ant 0 + 1 + 2 + 3 (Beam-Forming Mode)	



No	Flag	Mark	Frequency (MHz)	Measure Level (dBuV/m)	Reading Level (dBuV)	Over Limit (dB)	Limit (dBuV/m)	Factor (dB)	Type
1		*	5606.600	60.348	55.806	-7.852	68.200	4.542	PK
2			5650.000	55.520	50.849	-12.680	68.200	4.671	PK
3			5681.000	63.073	58.282	-28.105	91.178	4.792	PK
4			5700.000	63.230	58.352	-41.970	105.200	4.878	PK
5			5720.000	59.030	54.033	-51.770	110.800	4.997	PK
6			5722.600	63.190	58.176	-53.540	116.729	5.014	PK
7			5725.000	60.852	55.823	-61.348	122.200	5.029	PK
8			5741.000	107.603	102.472	N/A	N/A	5.130	PK
9			5850.000	57.513	51.787	-64.687	122.200	5.726	PK
10			5851.800	59.318	53.585	-58.777	118.095	5.733	PK
11			5855.000	57.182	51.436	-53.618	110.800	5.746	PK
12			5864.400	61.533	55.750	-46.632	108.166	5.783	PK
13			5875.000	55.443	49.623	-49.757	105.200	5.820	PK
14			5885.400	56.698	50.842	-40.781	97.478	5.855	PK
15			5925.000	54.770	48.804	-13.430	68.200	5.967	PK

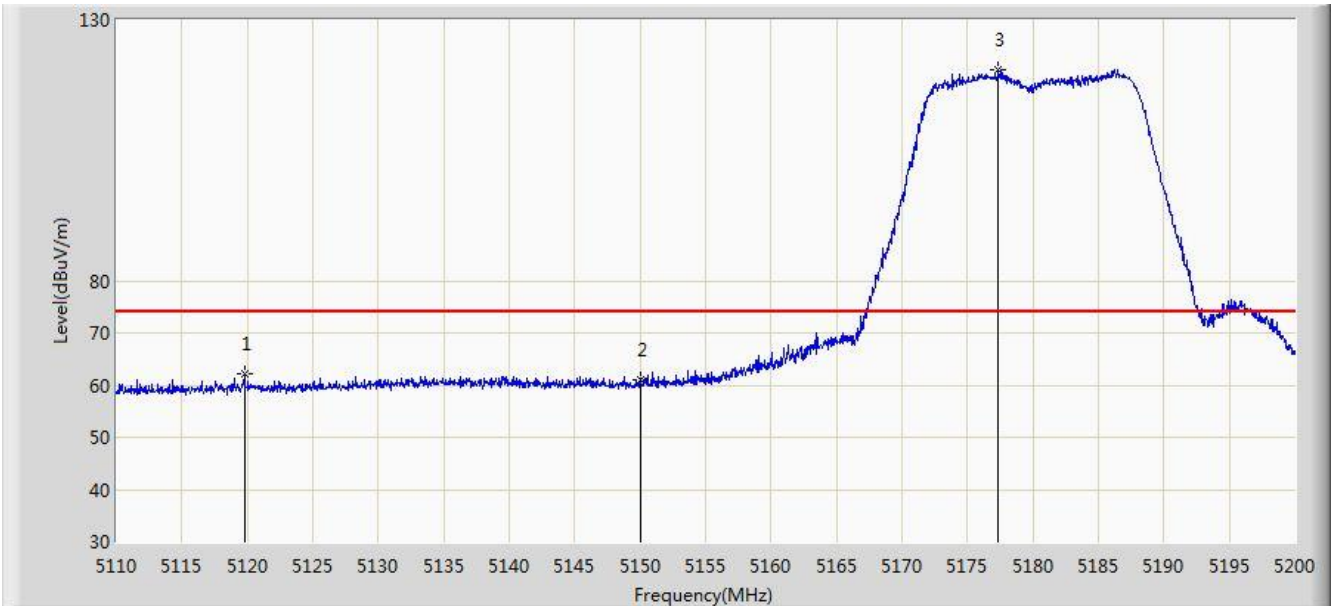


16			5968.400	56.840	50.782	-11.360	68.200	6.058	PK
----	--	--	----------	--------	--------	---------	--------	-------	----

Note: Measure Level (dB μ V/m) = Reading Level (dB μ V) + Factor (dB)

Factor (dB) = Cable Loss (dB) + Antenna Factor (dB/m) - Pre_Amplifier Gain (dB)

Site: AC1	Time: 2017/08/18 - 02:38
Limit: FCC_Part15.209_RE(3m)	Engineer: Kevin Ker
Probe: BBHA9120D_1GHz_18GHz_TW	Polarity: Horizontal
EUT: ACCESS POINT - Directional Antenna (MT-484052/NVH)	Power: POE (DC 57V)
Test Mode: Transmit by 802.11a at Channel 5180MHz Ant 0 + 1 + 2 + 3 (CDD Mode)	



No	Flag	Mark	Frequency (MHz)	Measure Level (dBuV/m)	Reading Level (dBuV)	Over Limit (dB)	Limit (dBuV/m)	Factor (dB)	Type
1			5119.765	62.179	58.004	-11.821	74.000	4.174	PK
2			5150.000	61.094	56.925	-12.906	74.000	4.170	PK
3			5177.320	120.492	116.414	N/A	N/A	4.078	PK

Note: Measure Level (dBμV/m) = Reading Level (dBμV) + Factor (dB)

Factor (dB) = Cable Loss (dB) + Antenna Factor (dB/m) - Pre_Amplifier Gain (dB)



Site: AC1	Time: 2017/08/18 - 02:41
Limit: FCC_Part15.209_RE(3m)	Engineer: Kevin Ker
Probe: BBHA9120D_1GHz_18GHz_TW	Polarity: Horizontal
EUT: ACCESS POINT - Directional Antenna (MT-484052/NVH)	Power: POE (DC 57V)
Test Mode: Transmit by 802.11a at Channel 5180MHz Ant 0 + 1 + 2 + 3 (CDD Mode)	



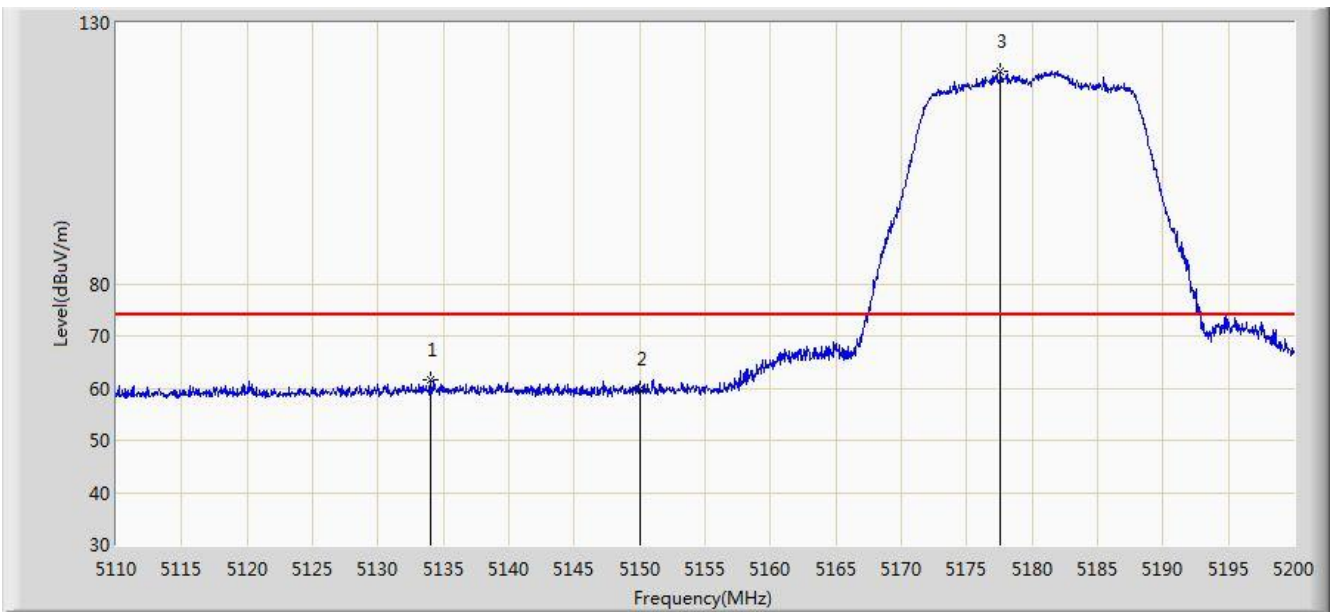
No	Flag	Mark	Frequency (MHz)	Measure Level (dBuV/m)	Reading Level (dBuV)	Over Limit (dB)	Limit (dBuV/m)	Factor (dB)	Type
1			5150.000	48.067	43.898	-5.933	54.000	4.170	AV
2			5186.590	107.133	103.087	N/A	N/A	4.045	AV

Note: Measure Level (dBμV/m) = Reading Level (dBμV) + Factor (dB)

Factor (dB) = Cable Loss (dB) + Antenna Factor (dB/m) - Pre_Amplifier Gain (dB)



Site: AC1	Time: 2017/08/18 - 02:44
Limit: FCC_Part15.209_RE(3m)	Engineer: Kevin Ker
Probe: BBHA9120D_1GHz_18GHz_TW	Polarity: Vertical
EUT: ACCESS POINT - Directional Antenna (MT-484052/NVH)	Power: POE (DC 57V)
Test Mode: Transmit by 802.11a at Channel 5180MHz Ant 0 + 1 + 2 + 3 (CDD Mode)	



No	Flag	Mark	Frequency (MHz)	Measure Level (dBuV/m)	Reading Level (dBuV)	Over Limit (dB)	Limit (dBuV/m)	Factor (dB)	Type
1			5133.985	61.542	57.367	-12.458	74.000	4.175	PK
2			5150.000	59.764	55.595	-14.236	74.000	4.170	PK
3			5177.590	120.619	116.542	N/A	N/A	4.077	PK

Note: Measure Level (dBμV/m) = Reading Level (dBμV) + Factor (dB)

Factor (dB) = Cable Loss (dB) + Antenna Factor (dB/m) - Pre_Amplifier Gain (dB)



Site: AC1	Time: 2017/08/18 - 02:45
Limit: FCC_Part15.209_RE(3m)	Engineer: Kevin Ker
Probe: BBHA9120D_1GHz_18GHz_TW	Polarity: Vertical
EUT: ACCESS POINT - Directional Antenna (MT-484052/NVH)	Power: POE (DC 57V)
Test Mode: Transmit by 802.11a at Channel 5180MHz Ant 0 + 1 + 2 + 3 (CDD Mode)	



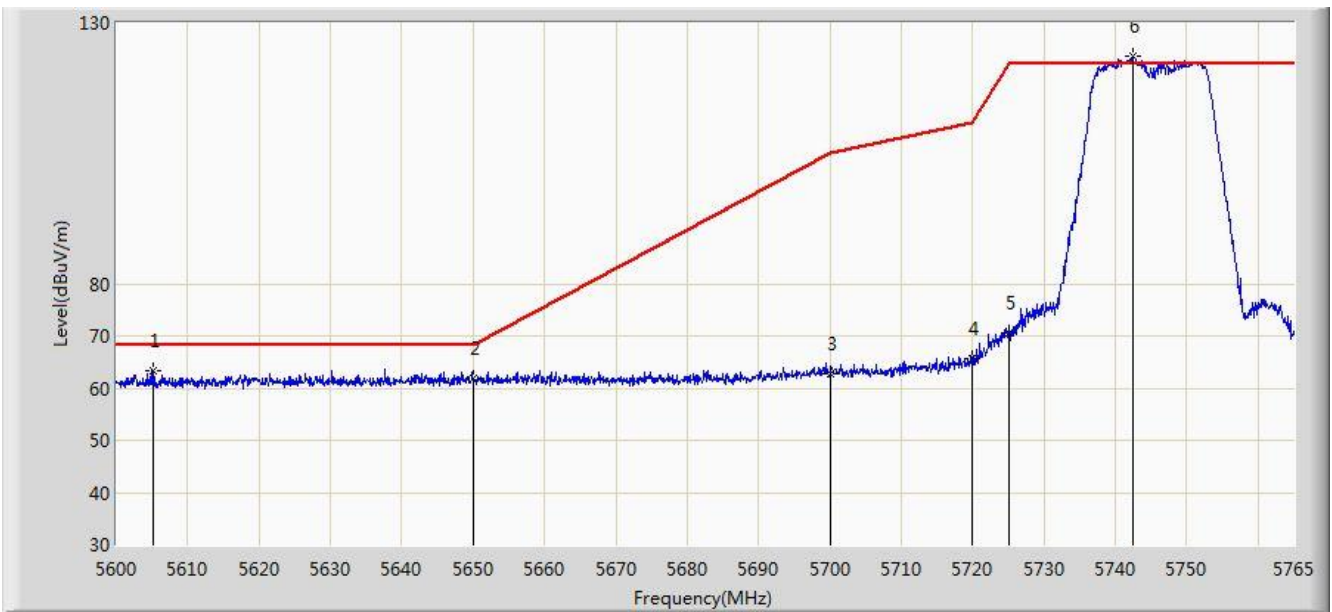
No	Flag	Mark	Frequency (MHz)	Measure Level (dBuV/m)	Reading Level (dBuV)	Over Limit (dB)	Limit (dBuV/m)	Factor (dB)	Type
1			5139.115	47.550	43.375	-6.450	54.000	4.176	AV
2			5150.000	47.307	43.138	-6.693	54.000	4.170	AV
3			5181.235	107.948	103.884	N/A	N/A	4.065	AV

Note: Measure Level (dBμV/m) = Reading Level (dBμV) + Factor (dB)

Factor (dB) = Cable Loss (dB) + Antenna Factor (dB/m) - Pre_Amplifier Gain (dB)



Site: AC1	Time: 2017/08/18 - 03:08
Limit: FCC_Part15.407_RE(3m)	Engineer: Kevin Ker
Probe: BBHA9120D_1GHz_18GHz_TW	Polarity: Horizontal
EUT: ACCESS POINT - Directional Antenna (MT-484052/NVH)	Power: POE (DC 57V)
Test Mode: Transmit by 802.11a at Channel 5745MHz Ant 0 + 1 + 2 + 3 (CDD Mode)	



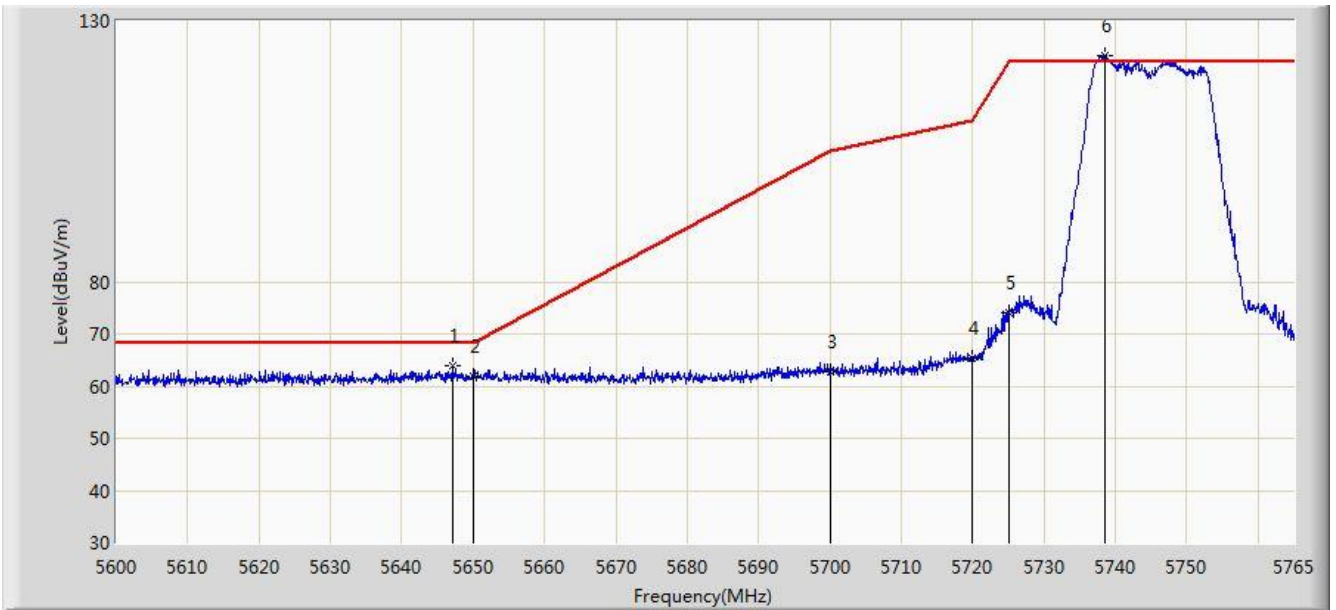
No	Flag	Mark	Frequency (MHz)	Measure Level (dBuV/m)	Reading Level (dBuV)	Over Limit (dB)	Limit (dBuV/m)	Factor (dB)	Type
1			5605.197	63.386	58.847	-4.814	68.200	4.539	PK
2			5650.000	61.827	57.156	-6.373	68.200	4.671	PK
3			5700.000	62.673	57.795	-42.527	105.200	4.878	PK
4			5720.000	65.758	60.761	-45.042	110.800	4.997	PK
5			5725.000	70.437	65.408	-51.763	122.200	5.029	PK
6			5742.395	123.625	118.485	N/A	N/A	5.140	PK

Note: Measure Level (dBμV/m) = Reading Level (dBμV) + Factor (dB)

Factor (dB) = Cable Loss (dB) + Antenna Factor (dB/m) - Pre_Amplifier Gain (dB)



Site: AC1	Time: 2017/08/18 - 03:15
Limit: FCC_Part15.407_RE(3m)	Engineer: Kevin Ker
Probe: BBHA9120D_1GHz_18GHz_TW	Polarity: Vertical
EUT: ACCESS POINT - Directional Antenna (MT-484052/NVH)	Power: POE (DC 57V)
Test Mode: Transmit by 802.11a at Channel 5745MHz Ant 0 + 1 + 2 + 3 (CDD Mode)	



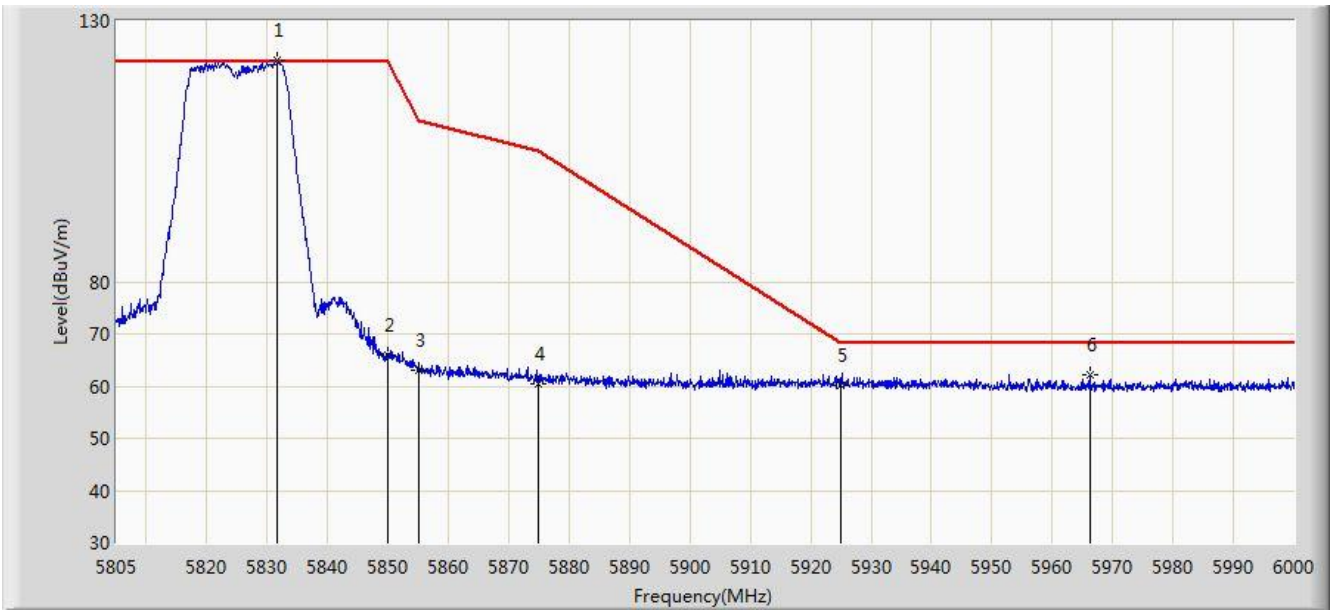
No	Flag	Mark	Frequency (MHz)	Measure Level (dBuV/m)	Reading Level (dBuV)	Over Limit (dB)	Limit (dBuV/m)	Factor (dB)	Type
1			5647.190	63.776	59.114	-4.424	68.200	4.662	PK
2			5650.000	61.955	57.284	-6.245	68.200	4.671	PK
3			5700.000	62.858	57.980	-42.342	105.200	4.878	PK
4			5720.000	65.364	60.367	-45.436	110.800	4.997	PK
5			5725.000	73.981	68.952	-48.219	122.200	5.029	PK
6			5738.435	123.478	118.363	N/A	N/A	5.115	PK

Note: Measure Level (dBμV/m) = Reading Level (dBμV) + Factor (dB)

Factor (dB) = Cable Loss (dB) + Antenna Factor (dB/m) - Pre_Amplifier Gain (dB)



Site: AC1	Time: 2017/08/18 - 03:19
Limit: FCC_Part15.407_RE(3m)	Engineer: Kevin Ker
Probe: BBHA9120D_1GHz_18GHz_TW	Polarity: Horizontal
EUT: ACCESS POINT - Directional Antenna (MT-484052/NVH)	Power: POE (DC 57V)
Test Mode: Transmit by 802.11a at Channel 5825MHz Ant 0 + 1 + 2 + 3 (CDD Mode)	



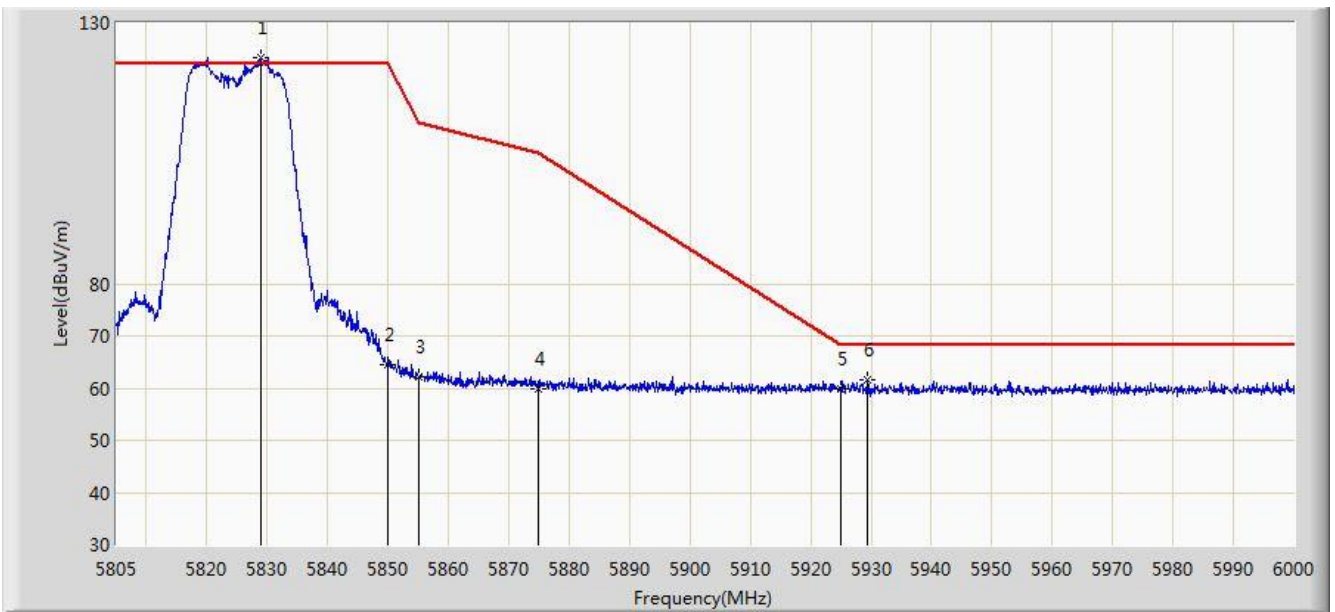
No	Flag	Mark	Frequency (MHz)	Measure Level (dBuV/m)	Reading Level (dBuV)	Over Limit (dB)	Limit (dBuV/m)	Factor (dB)	Type
1			5831.618	122.567	116.940	N/A	N/A	5.627	PK
2			5850.000	65.882	60.156	-56.318	122.200	5.726	PK
3			5855.000	63.152	57.406	-47.648	110.800	5.746	PK
4			5875.000	60.539	54.719	-44.661	105.200	5.820	PK
5			5925.000	60.168	54.202	-8.032	68.200	5.967	PK
6			5966.167	62.236	56.182	-5.964	68.200	6.054	PK

Note: Measure Level (dBμV/m) = Reading Level (dBμV) + Factor (dB)

Factor (dB) = Cable Loss (dB) + Antenna Factor (dB/m) - Pre_Amplifier Gain (dB)



Site: AC1	Time: 2017/08/18 - 03:24
Limit: FCC_Part15.407_RE(3m)	Engineer: Kevin Ker
Probe: BBHA9120D_1GHz_18GHz_TW	Polarity: Vertical
EUT: ACCESS POINT - Directional Antenna (MT-484052/NVH)	Power: POE (DC 57V)
Test Mode: Transmit by 802.11a at Channel 5825MHz Ant 0 + 1 + 2 + 3 (CDD Mode)	



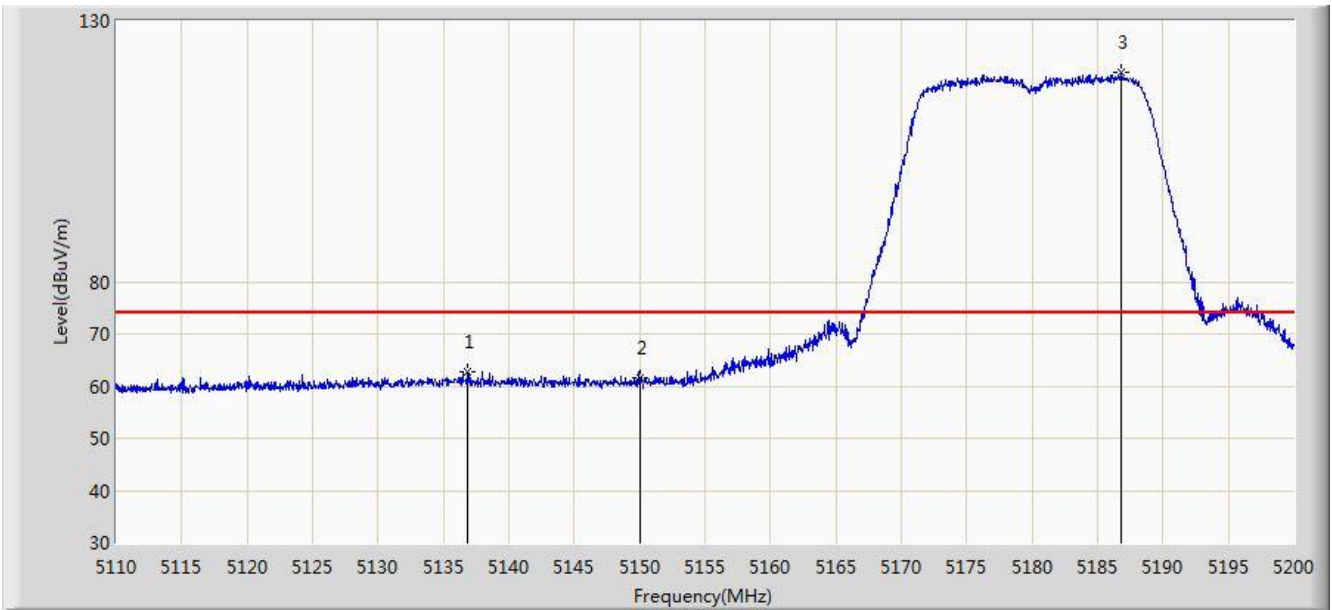
No	Flag	Mark	Frequency (MHz)	Measure Level (dBuV/m)	Reading Level (dBuV)	Over Limit (dB)	Limit (dBuV/m)	Factor (dB)	Type
1			5828.888	123.322	117.711	N/A	N/A	5.610	PK
2			5850.000	64.579	58.853	-57.621	122.200	5.726	PK
3			5855.000	62.286	56.540	-48.514	110.800	5.746	PK
4			5875.000	59.812	53.992	-45.388	105.200	5.820	PK
5			5925.000	59.891	53.925	-8.309	68.200	5.967	PK
6			5929.410	61.517	55.540	-6.683	68.200	5.978	PK

Note: Measure Level (dBμV/m) = Reading Level (dBμV) + Factor (dB)

Factor (dB) = Cable Loss (dB) + Antenna Factor (dB/m) - Pre_Amplifier Gain (dB)



Site: AC1	Time: 2017/08/18 - 03:28
Limit: FCC_Part15.209_RE(3m)	Engineer: Kevin Ker
Probe: BBHA9120D_1GHz_18GHz_TW	Polarity: Horizontal
EUT: ACCESS POINT - Directional Antenna (MT-484052/NVH)	Power: POE (DC 57V)
Test Mode: Transmit by 802.11n-HT20 at Channel 5180MHz Ant 0 + 1 + 2 + 3 (CDD Mode)	



No	Flag	Mark	Frequency (MHz)	Measure Level (dBuV/m)	Reading Level (dBuV)	Over Limit (dB)	Limit (dBuV/m)	Factor (dB)	Type
1			5136.865	62.793	58.618	-11.207	74.000	4.176	PK
2			5150.000	61.636	57.467	-12.364	74.000	4.170	PK
3			5186.860	120.146	116.101	N/A	N/A	4.044	PK

Note: Measure Level (dBμV/m) = Reading Level (dBμV) + Factor (dB)

Factor (dB) = Cable Loss (dB) + Antenna Factor (dB/m) - Pre_Amplifier Gain (dB)



Site: AC1	Time: 2017/08/18 - 03:32
Limit: FCC_Part15.209_RE(3m)	Engineer: Kevin Ker
Probe: BBHA9120D_1GHz_18GHz_TW	Polarity: Horizontal
EUT: ACCESS POINT - Directional Antenna (MT-484052/NVH)	Power: POE (DC 57V)
Test Mode: Transmit by 802.11n-HT20 at Channel 5180MHz Ant 0 + 1 + 2 + 3 (CDD Mode)	



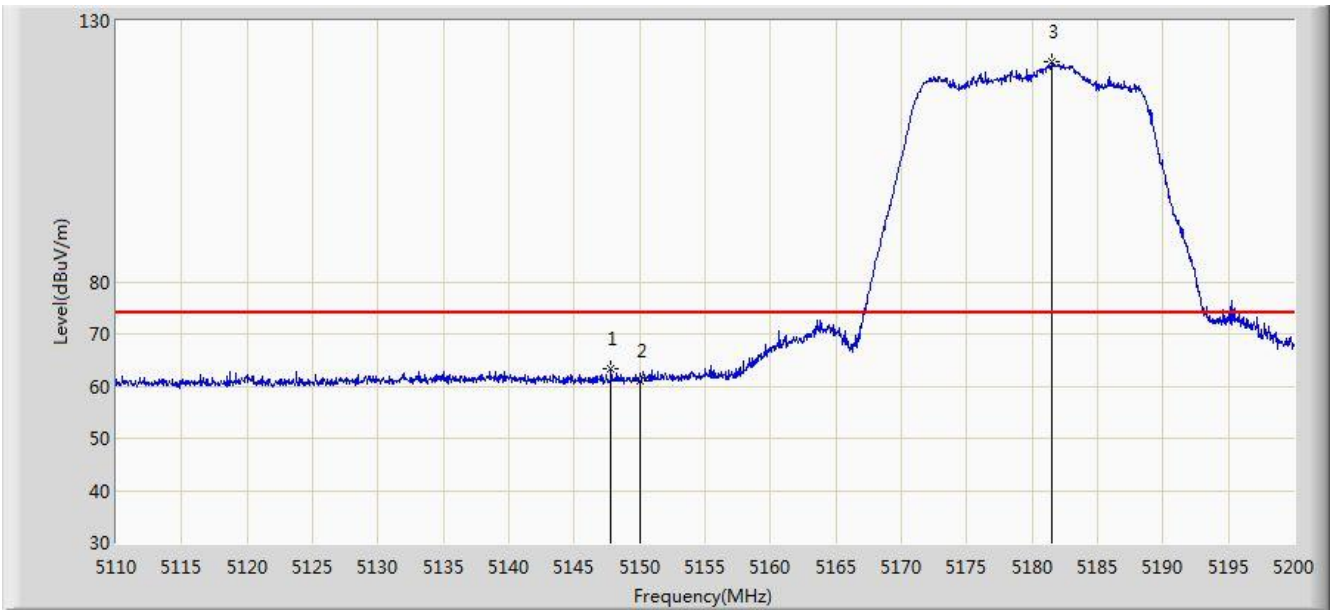
No	Flag	Mark	Frequency (MHz)	Measure Level (dBuV/m)	Reading Level (dBuV)	Over Limit (dB)	Limit (dBuV/m)	Factor (dB)	Type
1			5136.145	48.527	44.352	-5.473	54.000	4.175	AV
2			5150.000	48.472	44.303	-5.528	54.000	4.170	AV
3			5185.240	107.925	103.875	N/A	N/A	4.050	AV

Note: Measure Level (dBμV/m) = Reading Level (dBμV) + Factor (dB)

Factor (dB) = Cable Loss (dB) + Antenna Factor (dB/m) - Pre_Amplifier Gain (dB)



Site: AC1	Time: 2017/08/18 - 03:33
Limit: FCC_Part15.209_RE(3m)	Engineer: Kevin Ker
Probe: BBHA9120D_1GHz_18GHz_TW	Polarity: Vertical
EUT: ACCESS POINT - Directional Antenna (MT-484052/NVH)	Power: POE (DC 57V)
Test Mode: Transmit by 802.11n-HT20 at Channel 5180MHz Ant 0 + 1 + 2 + 3 (CDD Mode)	



No	Flag	Mark	Frequency (MHz)	Measure Level (dBuV/m)	Reading Level (dBuV)	Over Limit (dB)	Limit (dBuV/m)	Factor (dB)	Type
1			5147.800	63.349	59.173	-10.651	74.000	4.176	PK
2			5150.000	60.923	56.754	-13.077	74.000	4.170	PK
3			5181.550	122.133	118.070	N/A	N/A	4.064	PK

Note: Measure Level (dBμV/m) = Reading Level (dBμV) + Factor (dB)

Factor (dB) = Cable Loss (dB) + Antenna Factor (dB/m) - Pre_Amplifier Gain (dB)



Site: AC1	Time: 2017/08/18 - 03:37
Limit: FCC_Part15.209_RE(3m)	Engineer: Kevin Ker
Probe: BBHA9120D_1GHz_18GHz_TW	Polarity: Vertical
EUT: ACCESS POINT - Directional Antenna (MT-484052/NVH)	Power: POE (DC 57V)
Test Mode: Transmit by 802.11n-HT20 at Channel 5180MHz Ant 0 + 1 + 2 + 3 (CDD Mode)	



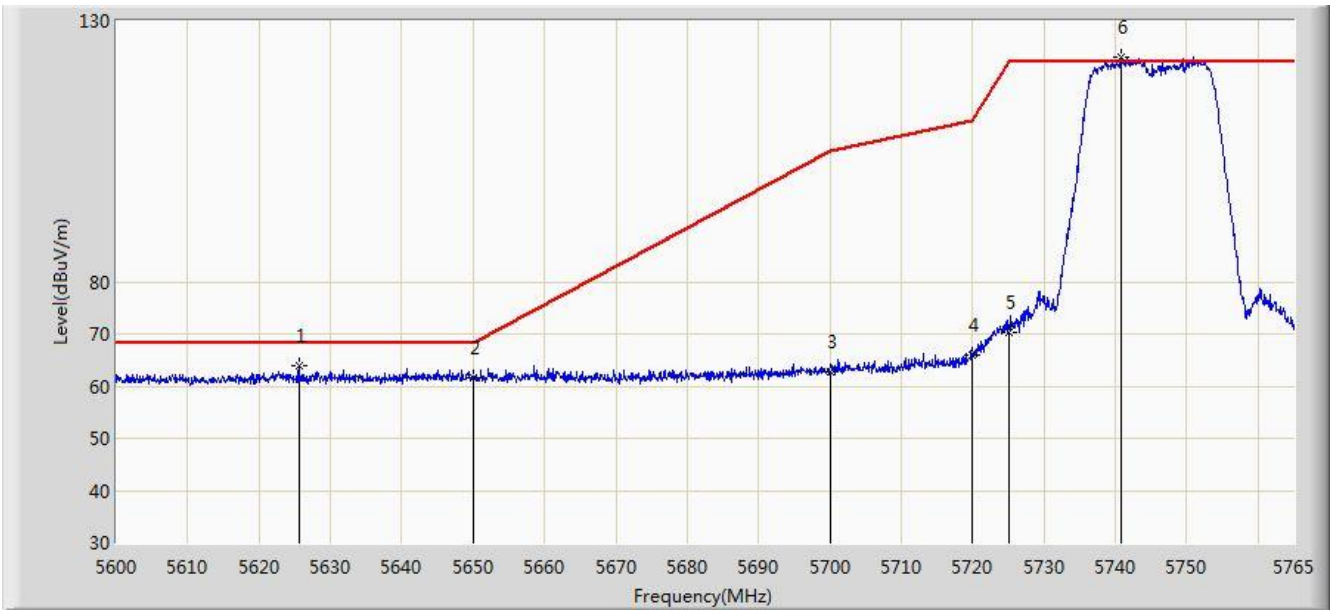
No	Flag	Mark	Frequency (MHz)	Measure Level (dBuV/m)	Reading Level (dBuV)	Over Limit (dB)	Limit (dBuV/m)	Factor (dB)	Type
1			5150.000	48.468	44.299	-5.532	54.000	4.170	AV
2			5182.090	108.803	104.742	N/A	N/A	4.061	AV

Note: Measure Level (dB μ V/m) = Reading Level (dB μ V) + Factor (dB)

Factor (dB) = Cable Loss (dB) + Antenna Factor (dB/m) - Pre_Amplifier Gain (dB)



Site: AC1	Time: 2017/08/18 - 04:06
Limit: FCC_Part15.407_RE(3m)	Engineer: Kevin Ker
Probe: BBHA9120D_1GHz_18GHz_TW	Polarity: Horizontal
EUT: ACCESS POINT - Directional Antenna (MT-484052/NVH)	Power: POE (DC 57V)
Test Mode: Transmit by 802.11n-HT20 at Channel 5745MHz Ant 0 + 1 + 2 + 3 (CDD Mode)	



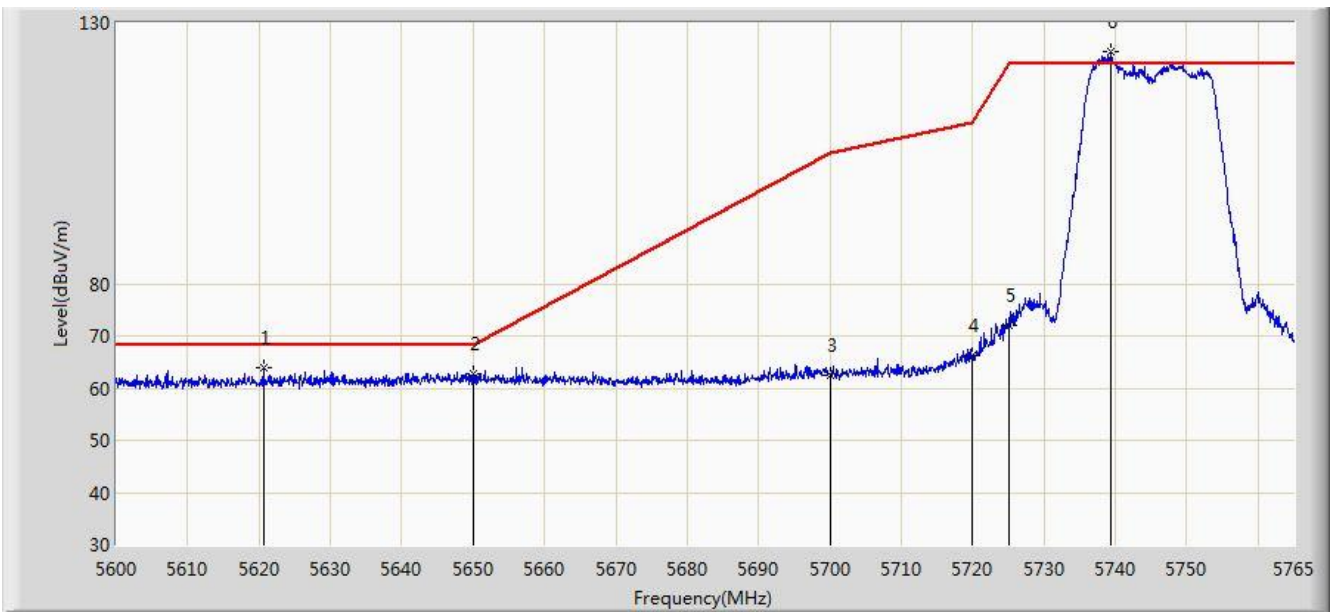
No	Flag	Mark	Frequency (MHz)	Measure Level (dBuV/m)	Reading Level (dBuV)	Over Limit (dB)	Limit (dBuV/m)	Factor (dB)	Type
1			5625.658	64.040	59.443	-4.160	68.200	4.597	PK
2			5650.000	61.727	57.056	-6.473	68.200	4.671	PK
3			5700.000	62.617	57.739	-42.583	105.200	4.878	PK
4			5720.000	65.826	60.829	-44.974	110.800	4.997	PK
5			5725.000	70.299	65.270	-51.901	122.200	5.029	PK
6			5740.745	123.051	117.922	N/A	N/A	5.130	PK

Note: Measure Level (dBμV/m) = Reading Level (dBμV) + Factor (dB)

Factor (dB) = Cable Loss (dB) + Antenna Factor (dB/m) - Pre_Amplifier Gain (dB)



Site: AC1	Time: 2017/08/18 - 04:10
Limit: FCC_Part15.407_RE(3m)	Engineer: Kevin Ker
Probe: BBHA9120D_1GHz_18GHz_TW	Polarity: Vertical
EUT: ACCESS POINT - Directional Antenna (MT-484052/NVH)	Power: POE (DC 57V)
Test Mode: Transmit by 802.11n-HT20 at Channel 5745MHz Ant 0 + 1 + 2 + 3 (CDD Mode)	



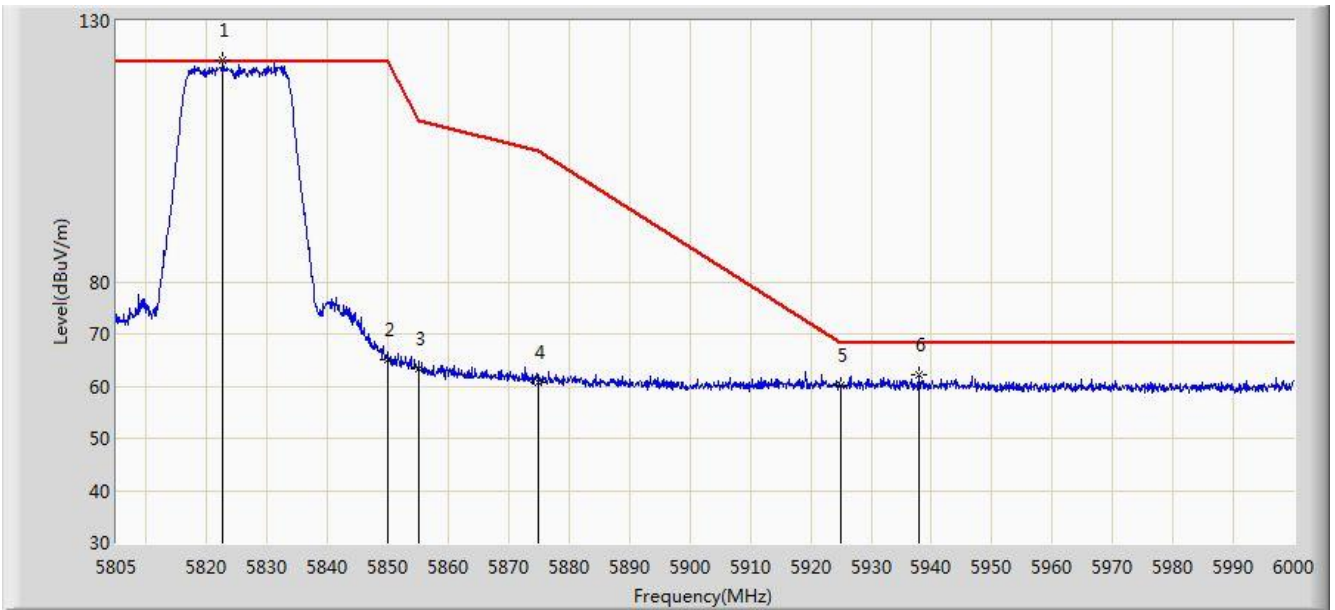
No	Flag	Mark	Frequency (MHz)	Measure Level (dBuV/m)	Reading Level (dBuV)	Over Limit (dB)	Limit (dBuV/m)	Factor (dB)	Type
1			5620.625	63.853	59.271	-4.347	68.200	4.583	PK
2			5650.000	62.692	58.021	-5.508	68.200	4.671	PK
3			5700.000	62.536	57.658	-42.664	105.200	4.878	PK
4			5720.000	66.174	61.177	-44.626	110.800	4.997	PK
5			5725.000	72.096	67.067	-50.104	122.200	5.029	PK
6			5739.425	124.392	119.271	N/A	N/A	5.122	PK

Note: Measure Level (dBμV/m) = Reading Level (dBμV) + Factor (dB)

Factor (dB) = Cable Loss (dB) + Antenna Factor (dB/m) - Pre_Amplifier Gain (dB)



Site: AC1	Time: 2017/08/18 - 04:14
Limit: FCC_Part15.407_RE(3m)	Engineer: Kevin Ker
Probe: BBHA9120D_1GHz_18GHz_TW	Polarity: Horizontal
EUT: ACCESS POINT - Directional Antenna (MT-484052/NVH)	Power: POE (DC 57V)
Test Mode: Transmit by 802.11n-HT20 at Channel 5825MHz Ant 0 + 1 + 2 + 3 (CDD Mode)	



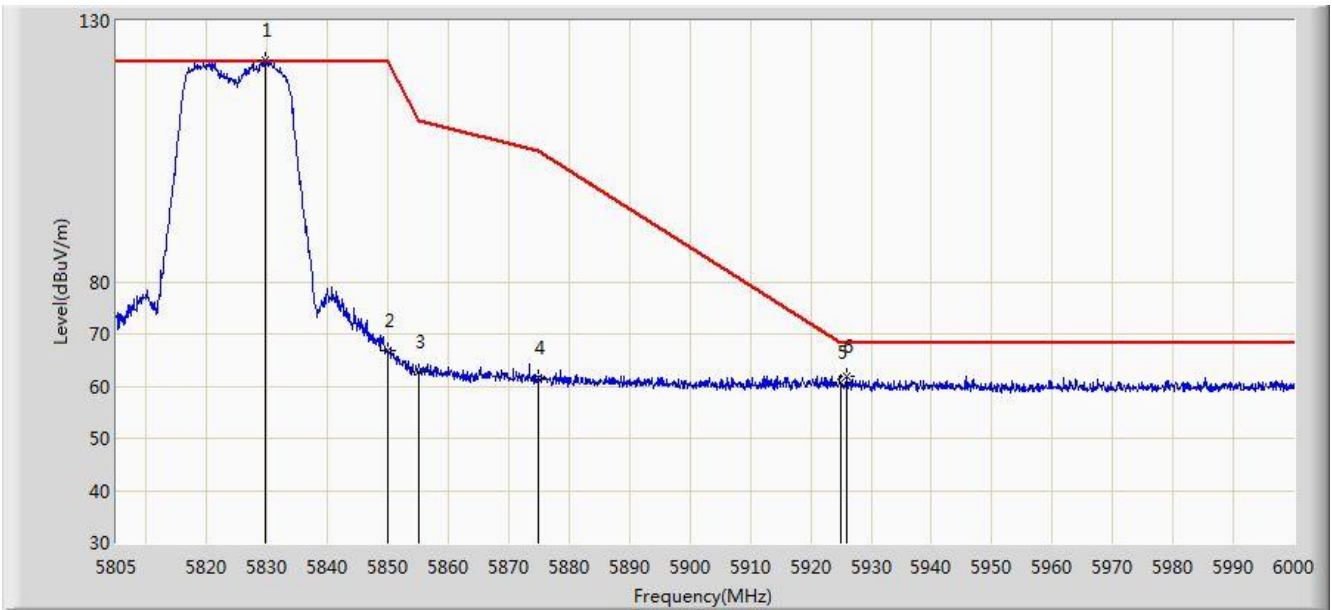
No	Flag	Mark	Frequency (MHz)	Measure Level (dBuV/m)	Reading Level (dBuV)	Over Limit (dB)	Limit (dBuV/m)	Factor (dB)	Type
1			5822.647	122.489	116.915	N/A	N/A	5.574	PK
2			5850.000	65.148	59.422	-57.052	122.200	5.726	PK
3			5855.000	63.293	57.547	-47.507	110.800	5.746	PK
4			5875.000	60.596	54.776	-44.604	105.200	5.820	PK
5			5925.000	60.123	54.157	-8.077	68.200	5.967	PK
6			5937.893	62.183	56.185	-6.017	68.200	5.998	PK

Note: Measure Level (dBμV/m) = Reading Level (dBμV) + Factor (dB)

Factor (dB) = Cable Loss (dB) + Antenna Factor (dB/m) - Pre_Amplifier Gain (dB)



Site: AC1	Time: 2017/08/18 - 04:18
Limit: FCC_Part15.407_RE(3m)	Engineer: Kevin Ker
Probe: BBHA9120D_1GHz_18GHz_TW	Polarity: Vertical
EUT: ACCESS POINT - Directional Antenna (MT-484052/NVH)	Power: POE (DC 57V)
Test Mode: Transmit by 802.11n-HT20 at Channel 5825MHz Ant 0 + 1 + 2 + 3 (CDD Mode)	



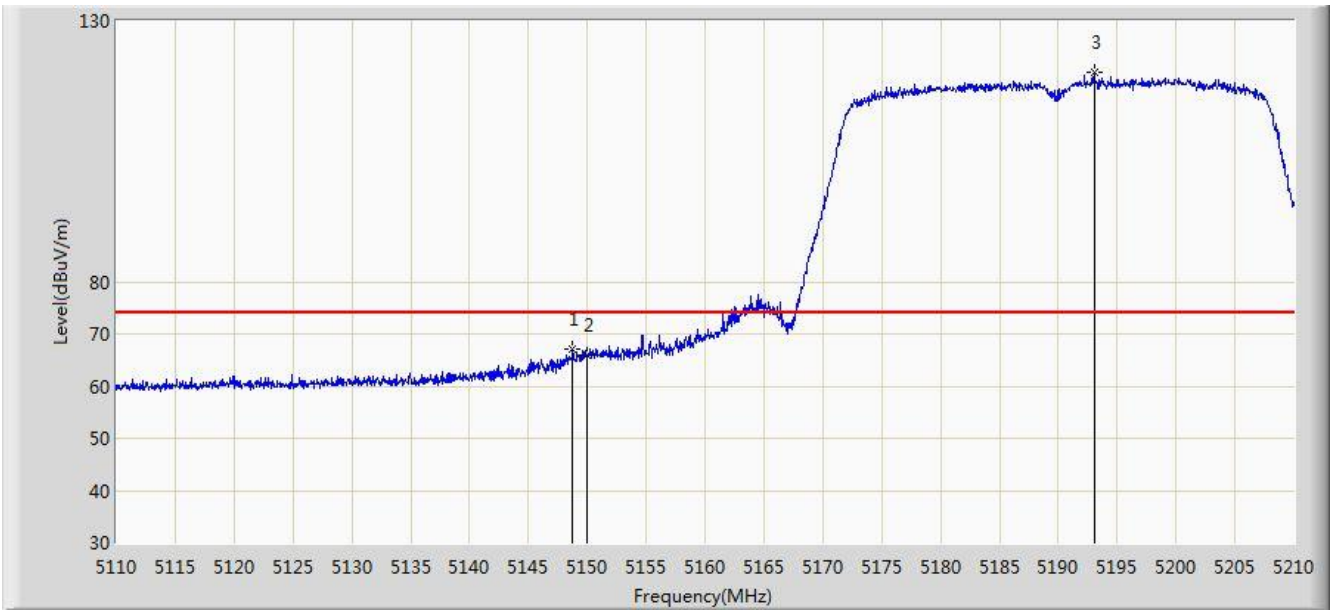
No	Flag	Mark	Frequency (MHz)	Measure Level (dBuV/m)	Reading Level (dBuV)	Over Limit (dB)	Limit (dBuV/m)	Factor (dB)	Type
1			5829.765	122.370	116.754	N/A	N/A	5.616	PK
2			5850.000	66.749	61.023	-55.451	122.200	5.726	PK
3			5855.000	62.845	57.099	-47.955	110.800	5.746	PK
4			5875.000	61.715	55.895	-43.485	105.200	5.820	PK
5			5925.000	60.611	54.645	-7.589	68.200	5.967	PK
6			5925.900	62.028	56.059	-6.172	68.200	5.968	PK

Note: Measure Level (dBμV/m) = Reading Level (dBμV) + Factor (dB)

Factor (dB) = Cable Loss (dB) + Antenna Factor (dB/m) - Pre_Amplifier Gain (dB)



Site: AC1	Time: 2017/08/18 - 04:34
Limit: FCC_Part15.209_RE(3m)	Engineer: Kevin Ker
Probe: BBHA9120D_1GHz_18GHz_TW	Polarity: Horizontal
EUT: ACCESS POINT - Directional Antenna (MT-484052/NVH)	Power: POE (DC 57V)
Test Mode: Transmit by 802.11n-HT40 at Channel 5190MHz Ant 0 + 1 + 2 + 3 (CDD Mode)	



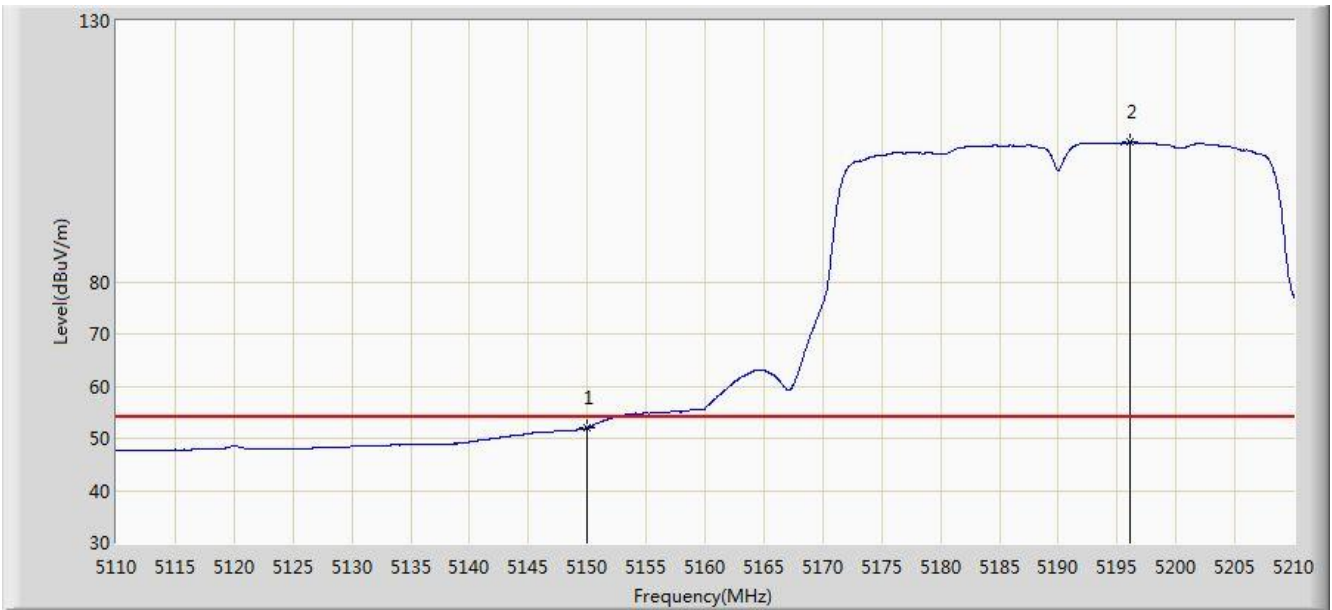
No	Flag	Mark	Frequency (MHz)	Measure Level (dBuV/m)	Reading Level (dBuV)	Over Limit (dB)	Limit (dBuV/m)	Factor (dB)	Type
1			5148.750	67.023	62.850	-6.977	74.000	4.174	PK
2			5150.000	66.069	61.900	-7.931	74.000	4.170	PK
3			5193.050	120.241	116.218	N/A	N/A	4.023	PK

Note: Measure Level (dBμV/m) = Reading Level (dBμV) + Factor (dB)

Factor (dB) = Cable Loss (dB) + Antenna Factor (dB/m) - Pre_Amplifier Gain (dB)



Site: AC1	Time: 2017/08/18 - 04:36
Limit: FCC_Part15.209_RE(3m)	Engineer: Kevin Ker
Probe: BBHA9120D_1GHz_18GHz_TW	Polarity: Horizontal
EUT: ACCESS POINT - Directional Antenna (MT-484052/NVH)	Power: POE (DC 57V)
Test Mode: Transmit by 802.11n-HT40 at Channel 5190MHz Ant 0 + 1 + 2 + 3 (CDD Mode)	



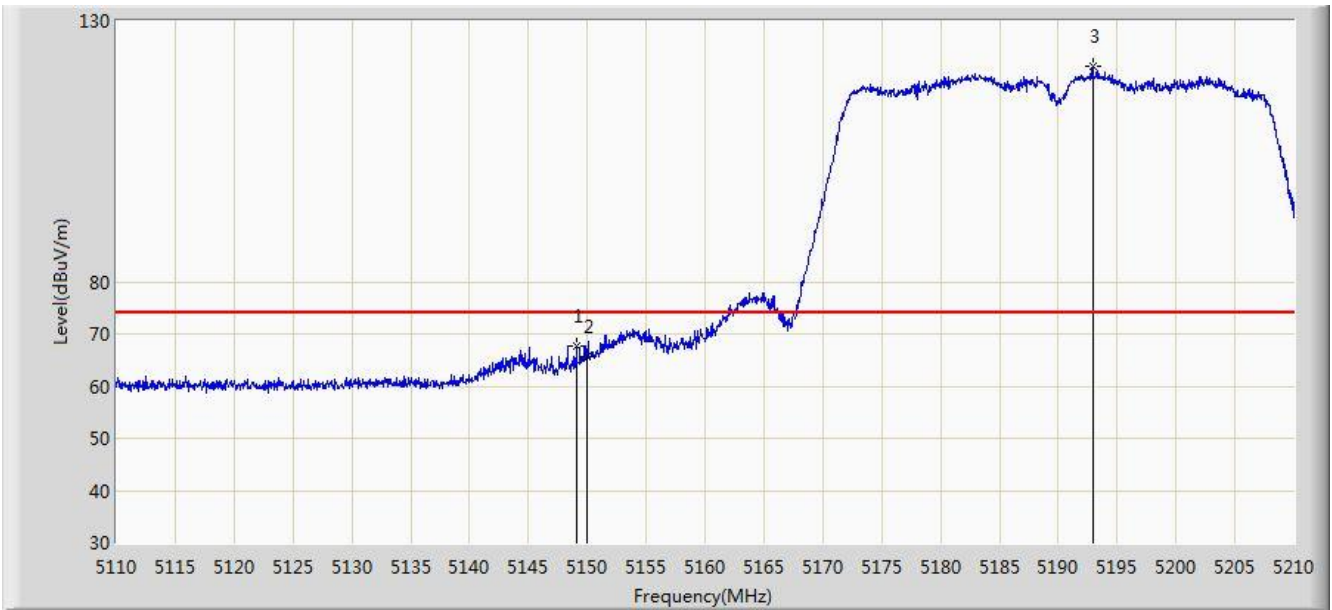
No	Flag	Mark	Frequency (MHz)	Measure Level (dBuV/m)	Reading Level (dBuV)	Over Limit (dB)	Limit (dBuV/m)	Factor (dB)	Type
1			5150.000	51.924	47.755	-2.076	54.000	4.170	AV
2			5196.050	106.693	102.681	N/A	N/A	4.012	AV

Note: Measure Level (dBμV/m) = Reading Level (dBμV) + Factor (dB)

Factor (dB) = Cable Loss (dB) + Antenna Factor (dB/m) - Pre_Amplifier Gain (dB)



Site: AC1	Time: 2017/08/18 - 04:33
Limit: FCC_Part15.209_RE(3m)	Engineer: Kevin Ker
Probe: BBHA9120D_1GHz_18GHz_TW	Polarity: Vertical
EUT: ACCESS POINT - Directional Antenna (MT-484052/NVH)	Power: POE (DC 57V)
Test Mode: Transmit by 802.11n-HT40 at Channel 5190MHz Ant 0 + 1 + 2 + 3 (CDD Mode)	



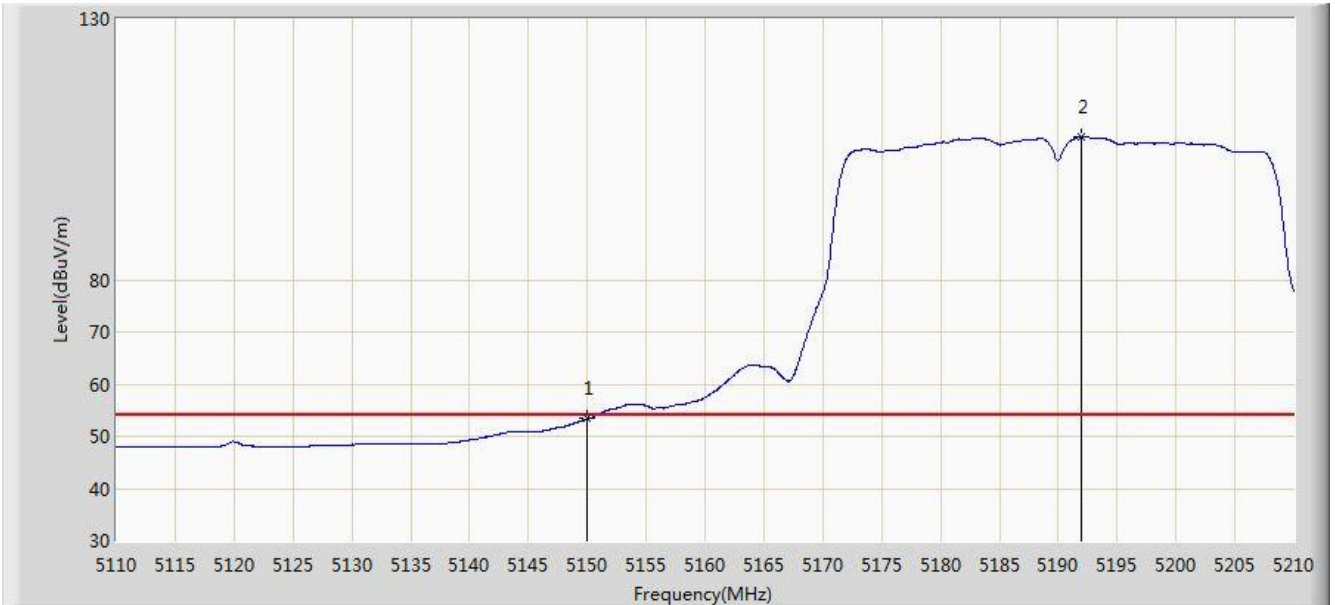
No	Flag	Mark	Frequency (MHz)	Measure Level (dBuV/m)	Reading Level (dBuV)	Over Limit (dB)	Limit (dBuV/m)	Factor (dB)	Type
1			5149.100	67.816	63.644	-6.184	74.000	4.173	PK
2			5150.000	65.739	61.570	-8.261	74.000	4.170	PK
3			5192.900	121.309	117.286	N/A	N/A	4.023	PK

Note: Measure Level (dBμV/m) = Reading Level (dBμV) + Factor (dB)

Factor (dB) = Cable Loss (dB) + Antenna Factor (dB/m) - Pre_Amplifier Gain (dB)



Site: AC1	Time: 2017/08/18 - 04:36
Probe: BBHA9120D_1GHz_18GHz_TW	Polarity: Vertical
EUT: ACCESS POINT - Directional Antenna (MT-484052/NVH)	Power: POE (DC 57V)
Test Mode: Transmit by 802.11n-HT40 at Channel 5190MHz Ant 0 + 1 + 2 + 3 (CDD Mode)	



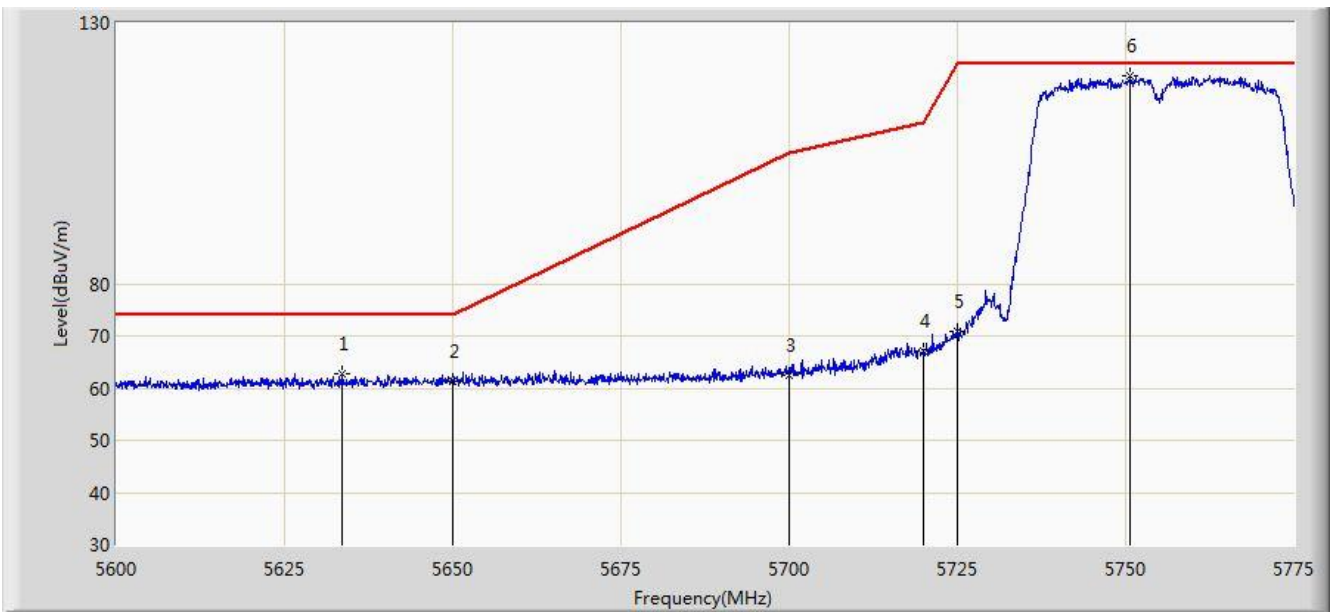
No	Flag	Mark	Frequency (MHz)	Measure Level (dBuV/m)	Reading Level (dBuV)	Over Limit (dB)	Limit (dBuV/m)	Factor (dB)	Type
1			5150.000	53.357	49.188	-0.643	54.000	4.170	AV
2			5192.000	107.453	103.427	N/A	N/A	4.027	AV

Note: Measure Level (dB μ V/m) = Reading Level (dB μ V) + Factor (dB)

Factor (dB) = Cable Loss (dB) + Antenna Factor (dB/m) - Pre_Amplifier Gain (dB)



Site: AC1	Time: 2017/08/18 - 05:00
Limit: FCC_Part15.407_RE(3m)	Engineer: Kevin Ker
Probe: BBHA9120D_1GHz_18GHz_TW	Polarity: Horizontal
EUT: ACCESS POINT - Directional Antenna (MT-484052/NVH)	Power: POE (DC 57V)
Test Mode: Transmit by 802.11n-HT40 at Channel 5755MHz Ant 0 + 1 + 2 + 3 (CDD Mode)	



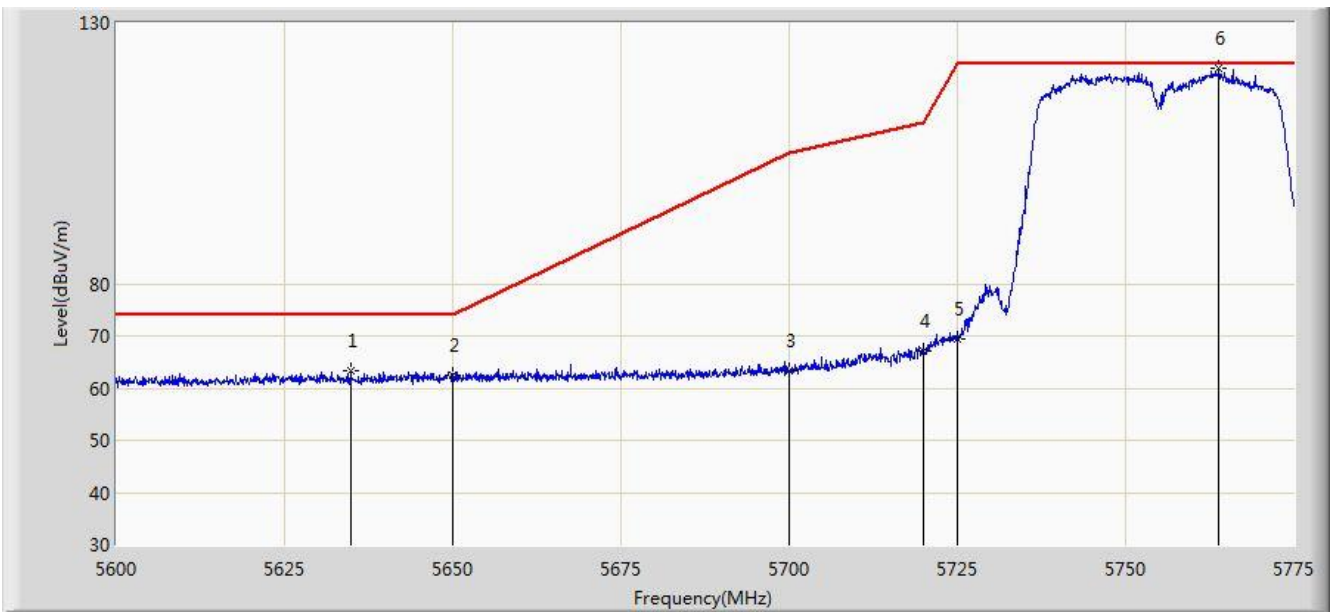
No	Flag	Mark	Frequency (MHz)	Measure Level (dBuV/m)	Reading Level (dBuV)	Over Limit (dB)	Limit (dBuV/m)	Factor (dB)	Type
1			5633.600	62.715	58.096	-11.285	74.000	4.620	PK
2			5650.000	61.348	56.677	-12.652	74.000	4.671	PK
3			5700.000	62.398	57.520	-42.802	105.200	4.878	PK
4			5720.000	67.095	62.098	-43.705	110.800	4.997	PK
5			5725.000	70.910	65.881	-51.290	122.200	5.029	PK
6			5750.763	119.969	114.781	N/A	N/A	5.187	PK

Note: Measure Level (dBμV/m) = Reading Level (dBμV) + Factor (dB)

Factor (dB) = Cable Loss (dB) + Antenna Factor (dB/m) - Pre_Amplifier Gain (dB)



Site: AC1	Time: 2017/08/18 - 05:05
Limit: FCC_Part15.407_RE(3m)	Engineer: Kevin Ker
Probe: BBHA9120D_1GHz_18GHz_TW	Polarity: Vertical
EUT: ACCESS POINT - Directional Antenna (MT-484052/NVH)	Power: POE (DC 57V)
Test Mode: Transmit by 802.11n-HT40 at Channel 5755MHz Ant 0 + 1 + 2 + 3 (CDD Mode)	



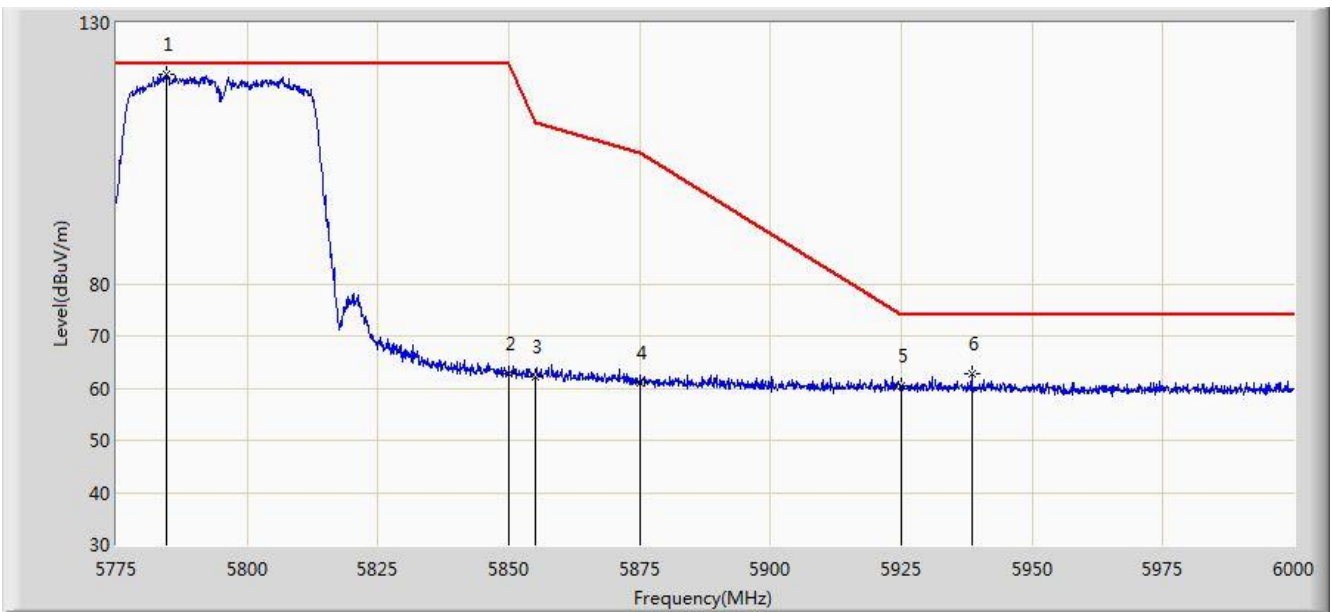
No	Flag	Mark	Frequency (MHz)	Measure Level (dBuV/m)	Reading Level (dBuV)	Over Limit (dB)	Limit (dBuV/m)	Factor (dB)	Type
1			5634.825	63.271	58.648	-10.729	74.000	4.623	PK
2			5650.000	62.469	57.798	-11.531	74.000	4.671	PK
3			5700.000	63.396	58.518	-41.804	105.200	4.878	PK
4			5720.000	67.118	62.121	-43.682	110.800	4.997	PK
5			5725.000	69.395	64.366	-52.805	122.200	5.029	PK
6			5763.888	121.410	116.150	N/A	N/A	5.259	PK

Note: Measure Level (dBμV/m) = Reading Level (dBμV) + Factor (dB)

Factor (dB) = Cable Loss (dB) + Antenna Factor (dB/m) - Pre_Amplifier Gain (dB)



Site: AC1	Time: 2017/08/18 - 05:09
Limit: FCC_Part15.407_RE(3m)	Engineer: Kevin Ker
Probe: BBHA9120D_1GHz_18GHz_TW	Polarity: Horizontal
EUT: ACCESS POINT - Directional Antenna (MT-484052/NVH)	Power: POE (DC 57V)
Test Mode: Transmit by 802.11n-HT40 at Channel 5795MHz Ant 0 + 1 + 2 + 3 (CDD Mode)	



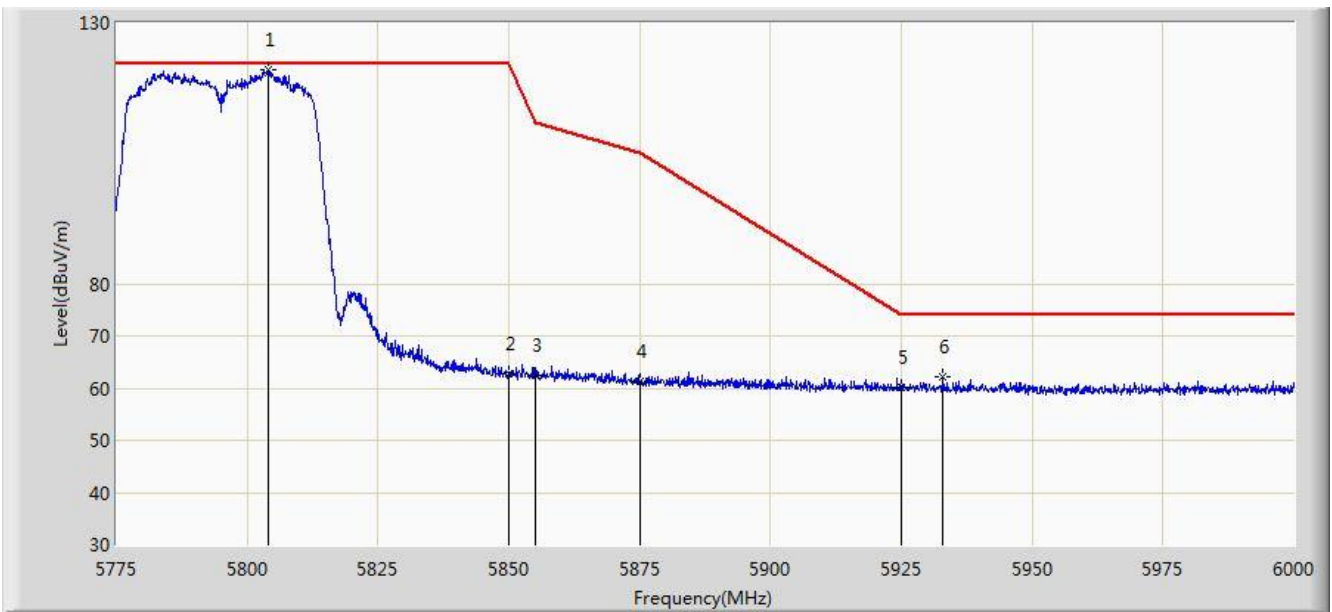
No	Flag	Mark	Frequency (MHz)	Measure Level (dBuV/m)	Reading Level (dBuV)	Over Limit (dB)	Limit (dBuV/m)	Factor (dB)	Type
1			5784.562	120.088	114.724	N/A	N/A	5.364	PK
2			5850.000	62.822	57.096	-59.378	122.200	5.726	PK
3			5855.000	62.211	56.465	-48.589	110.800	5.746	PK
4			5875.000	60.989	55.169	-44.211	105.200	5.820	PK
5			5925.000	60.486	54.520	-13.514	74.000	5.967	PK
6			5938.462	62.768	56.768	-11.232	74.000	6.000	PK

Note: Measure Level (dBμV/m) = Reading Level (dBμV) + Factor (dB)

Factor (dB) = Cable Loss (dB) + Antenna Factor (dB/m) - Pre_Amplifier Gain (dB)



Site: AC1	Time: 2017/08/18 - 05:14
Limit: FCC_Part15.407_RE(3m)	Engineer: Kevin Ker
Probe: BBHA9120D_1GHz_18GHz_TW	Polarity: Vertical
EUT: ACCESS POINT - Directional Antenna (MT-484052/NVH)	Power: POE (DC 57V)
Test Mode: Transmit by 802.11n-HT40 at Channel 5795MHz Ant 0 + 1 + 2 + 3 (CDD Mode)	



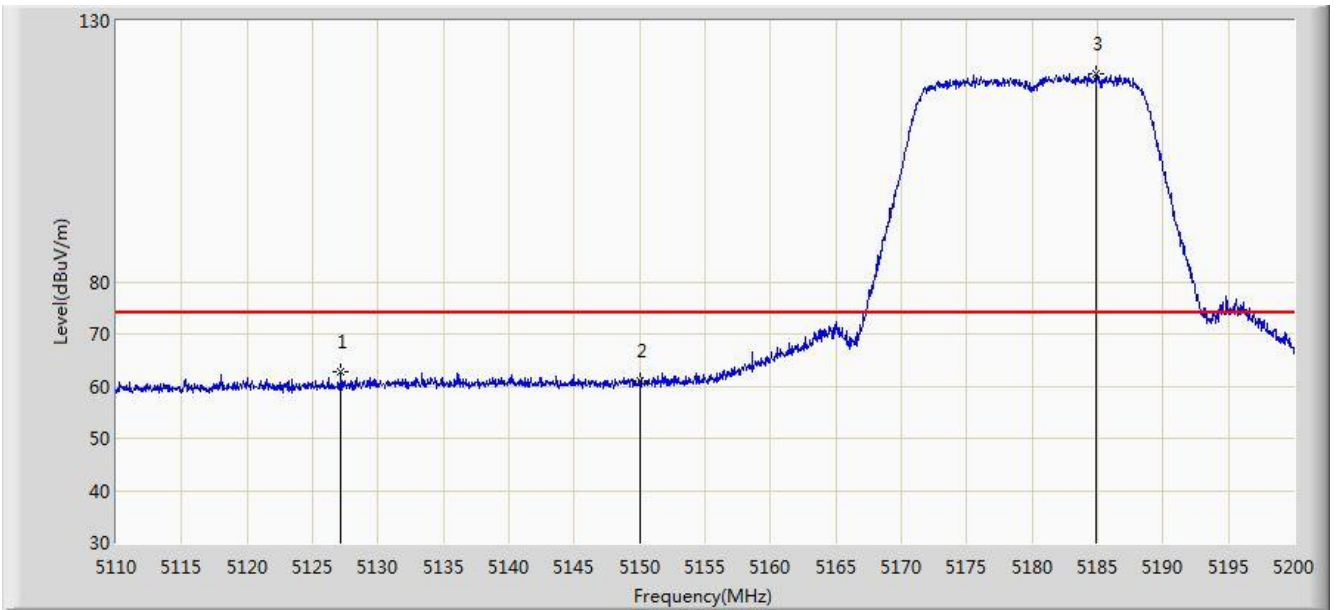
No	Flag	Mark	Frequency (MHz)	Measure Level (dBuV/m)	Reading Level (dBuV)	Over Limit (dB)	Limit (dBuV/m)	Factor (dB)	Type
1			5803.913	120.992	115.525	N/A	N/A	5.467	PK
2			5850.000	62.876	57.150	-59.324	122.200	5.726	PK
3			5855.000	62.530	56.784	-48.270	110.800	5.746	PK
4			5875.000	61.260	55.440	-43.940	105.200	5.820	PK
5			5925.000	60.148	54.182	-13.852	74.000	5.967	PK
6			5932.950	62.078	56.092	-11.922	74.000	5.987	PK

Note: Measure Level (dBμV/m) = Reading Level (dBμV) + Factor (dB)

Factor (dB) = Cable Loss (dB) + Antenna Factor (dB/m) - Pre_Amplifier Gain (dB)



Site: AC1	Time: 2017/08/18 - 05:18
Limit: FCC_Part15.209_RE(3m)	Engineer: Kevin Ker
Probe: BBHA9120D_1GHz_18GHz_TW	Polarity: Horizontal
EUT: ACCESS POINT - Directional Antenna (MT-484052/NVH)	Power: POE (DC 57V)
Test Mode: Transmit by 802.11ac-VHT20 at Channel 5180MHz Ant 0 + 1 + 2 + 3 (CDD Mode)	



No	Flag	Mark	Frequency (MHz)	Measure Level (dBuV/m)	Reading Level (dBuV)	Over Limit (dB)	Limit (dBuV/m)	Factor (dB)	Type
1			5127.190	62.668	58.493	-11.332	74.000	4.175	PK
2			5150.000	60.898	56.729	-13.102	74.000	4.170	PK
3			5184.835	119.890	115.838	N/A	N/A	4.052	PK

Note: Measure Level (dBμV/m) = Reading Level (dBμV) + Factor (dB)

Factor (dB) = Cable Loss (dB) + Antenna Factor (dB/m) - Pre_Amplifier Gain (dB)



Site: AC1	Time: 2017/08/18 - 05:20
Limit: FCC_Part15.209_RE(3m)	Engineer: Kevin Ker
Probe: BBHA9120D_1GHz_18GHz_TW	Polarity: Horizontal
EUT: ACCESS POINT - Directional Antenna (MT-484052/NVH)	Power: POE (DC 57V)
Test Mode: Transmit by 802.11ac-VHT20 at Channel 5180MHz Ant 0 + 1 + 2 + 3 (CDD Mode)	



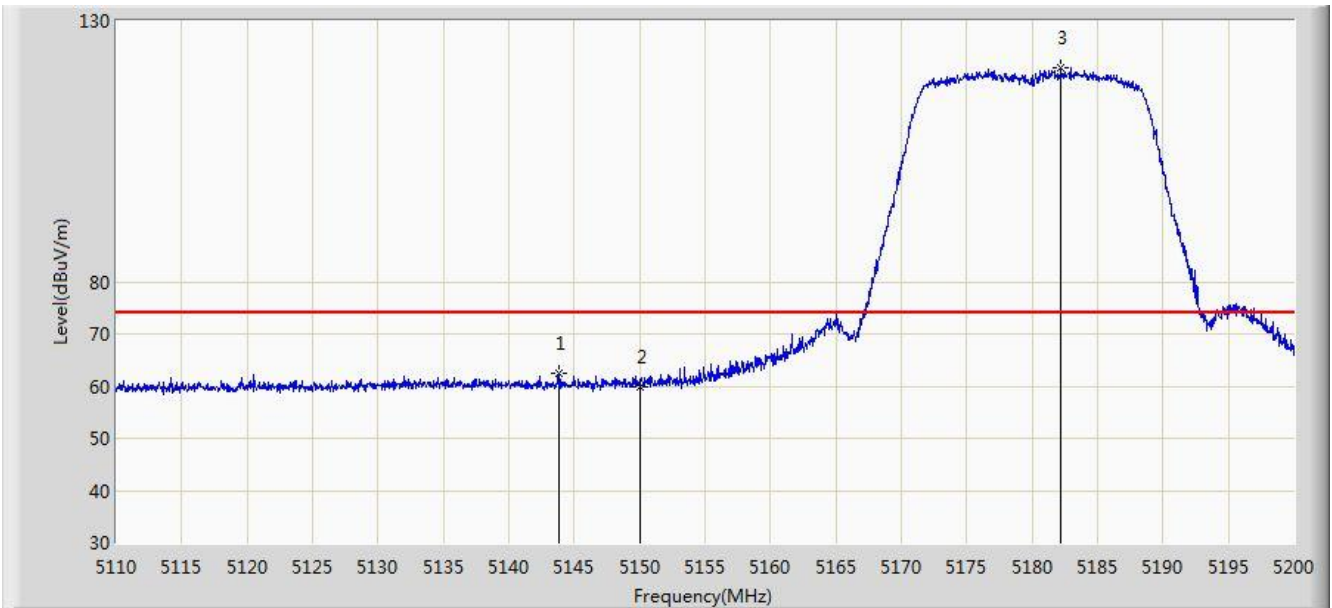
No	Flag	Mark	Frequency (MHz)	Measure Level (dBuV/m)	Reading Level (dBuV)	Over Limit (dB)	Limit (dBuV/m)	Factor (dB)	Type
1			5150.000	48.569	44.400	-5.431	54.000	4.170	AV
2			5185.825	108.101	104.053	N/A	N/A	4.049	AV

Note: Measure Level (dB μ V/m) = Reading Level (dB μ V) + Factor (dB)

Factor (dB) = Cable Loss (dB) + Antenna Factor (dB/m) - Pre_Amplifier Gain (dB)



Engineer: Kevin Ker	
Site: AC1	Time: 2017/08/18 - 05:22
Limit: FCC_Part15.209_RE(3m)	Engineer: Kevin Ker
Probe: BBHA9120D_1GHz_18GHz_TW	Polarity: Vertical
EUT: ACCESS POINT - Directional Antenna (MT-484052/NVH)	Power: POE (DC 57V)
Test Mode: Transmit by 802.11ac-VHT20 at Channel 5180MHz Ant 0 + 1 + 2 + 3 (CDD Mode)	



No	Flag	Mark	Frequency (MHz)	Measure Level (dBuV/m)	Reading Level (dBuV)	Over Limit (dB)	Limit (dBuV/m)	Factor (dB)	Type
1			5143.885	62.370	58.194	-11.630	74.000	4.176	PK
2			5150.000	59.895	55.726	-14.105	74.000	4.170	PK
3			5182.225	121.127	117.066	N/A	N/A	4.060	PK

Note: Measure Level (dBμV/m) = Reading Level (dBμV) + Factor (dB)

Factor (dB) = Cable Loss (dB) + Antenna Factor (dB/m) - Pre_Amplifier Gain (dB)



Site: AC1	Time: 2017/08/18 - 05:25
Limit: FCC_Part15.209_RE(3m)	Engineer: Kevin Ker
Probe: BBHA9120D_1GHz_18GHz_TW	Polarity: Vertical
EUT: ACCESS POINT - Directional Antenna (MT-484052/NVH)	Power: POE (DC 57V)
Test Mode: Transmit by 802.11ac-VHT20 at Channel 5180MHz Ant 0 + 1 + 2 + 3 (CDD Mode)	



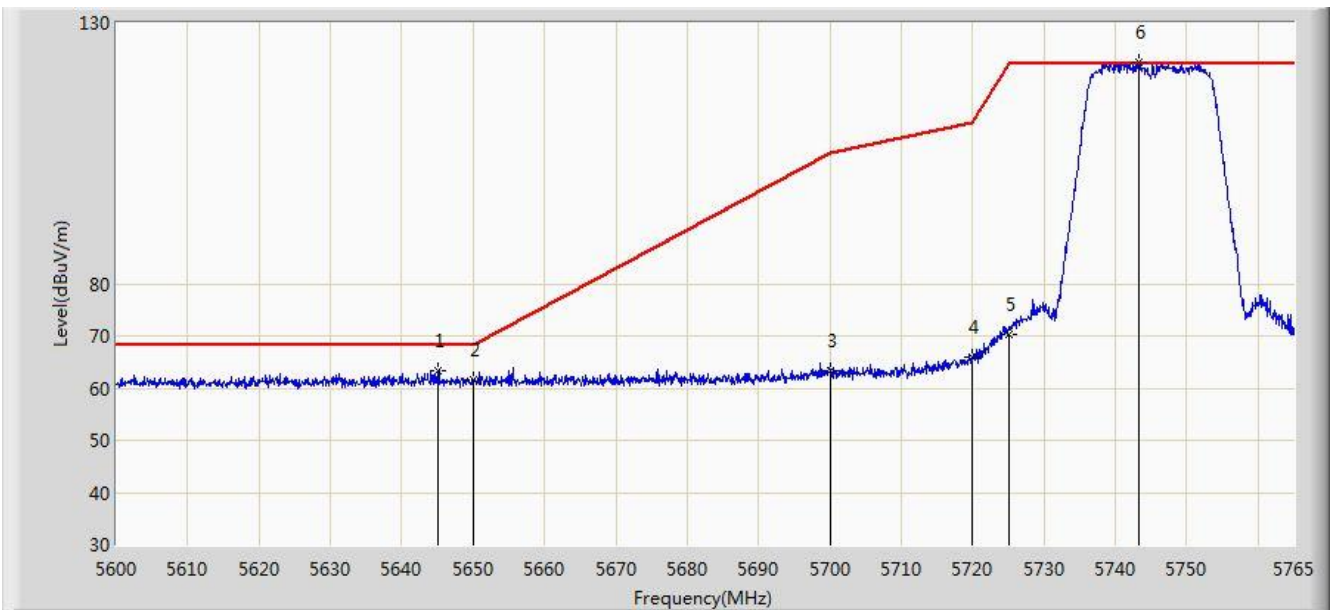
No	Flag	Mark	Frequency (MHz)	Measure Level (dBuV/m)	Reading Level (dBuV)	Over Limit (dB)	Limit (dBuV/m)	Factor (dB)	Type
1			5120.035	48.609	44.434	-5.391	54.000	4.175	AV
2			5150.000	48.429	44.260	-5.571	54.000	4.170	AV
3			5182.000	108.783	104.721	N/A	N/A	4.062	AV

Note: Measure Level (dBμV/m) = Reading Level (dBμV) + Factor (dB)

Factor (dB) = Cable Loss (dB) + Antenna Factor (dB/m) - Pre_Amplifier Gain (dB)



Site: AC1	Time: 2017/08/18 - 06:00
Limit: FCC_Part15.407_RE(3m)	Engineer: Kevin Ker
Probe: BBHA9120D_1GHz_18GHz_TW	Polarity: Horizontal
EUT: ACCESS POINT - Directional Antenna (MT-484052/NVH)	Power: POE (DC 57V)
Test Mode: Transmit by 802.11ac-VHT20 at Channel 5745MHz Ant 0 + 1 + 2 + 3 (CDD Mode)	



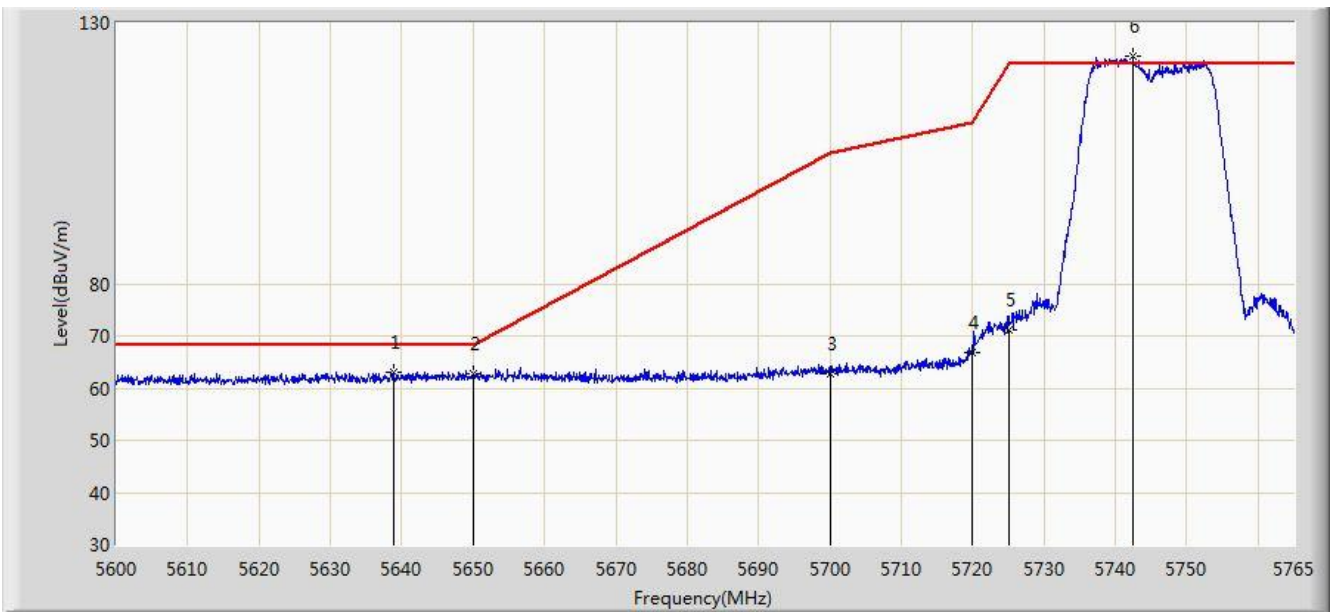
No	Flag	Mark	Frequency (MHz)	Measure Level (dBuV/m)	Reading Level (dBuV)	Over Limit (dB)	Limit (dBuV/m)	Factor (dB)	Type
1			5645.045	63.406	58.752	-4.794	68.200	4.654	PK
2			5650.000	61.525	56.854	-6.675	68.200	4.671	PK
3			5700.000	63.252	58.374	-41.948	105.200	4.878	PK
4			5720.000	65.860	60.863	-44.940	110.800	4.997	PK
5			5725.000	70.409	65.380	-51.791	122.200	5.029	PK
6			5743.303	122.577	117.432	N/A	N/A	5.145	PK

Note: Measure Level (dBμV/m) = Reading Level (dBμV) + Factor (dB)

Factor (dB) = Cable Loss (dB) + Antenna Factor (dB/m) - Pre_Amplifier Gain (dB)



Site: AC1	Time: 2017/08/18 - 06:04
Limit: FCC_Part15.407_RE(3m)	Engineer: Kevin Ker
Probe: BBHA9120D_1GHz_18GHz_TW	Polarity: Vertical
EUT: ACCESS POINT - Directional Antenna (MT-484052/NVH)	Power: POE (DC 57V)
Test Mode: Transmit by 802.11ac-VHT20 at Channel 5745MHz Ant 0 + 1 + 2 + 3 (CDD Mode)	



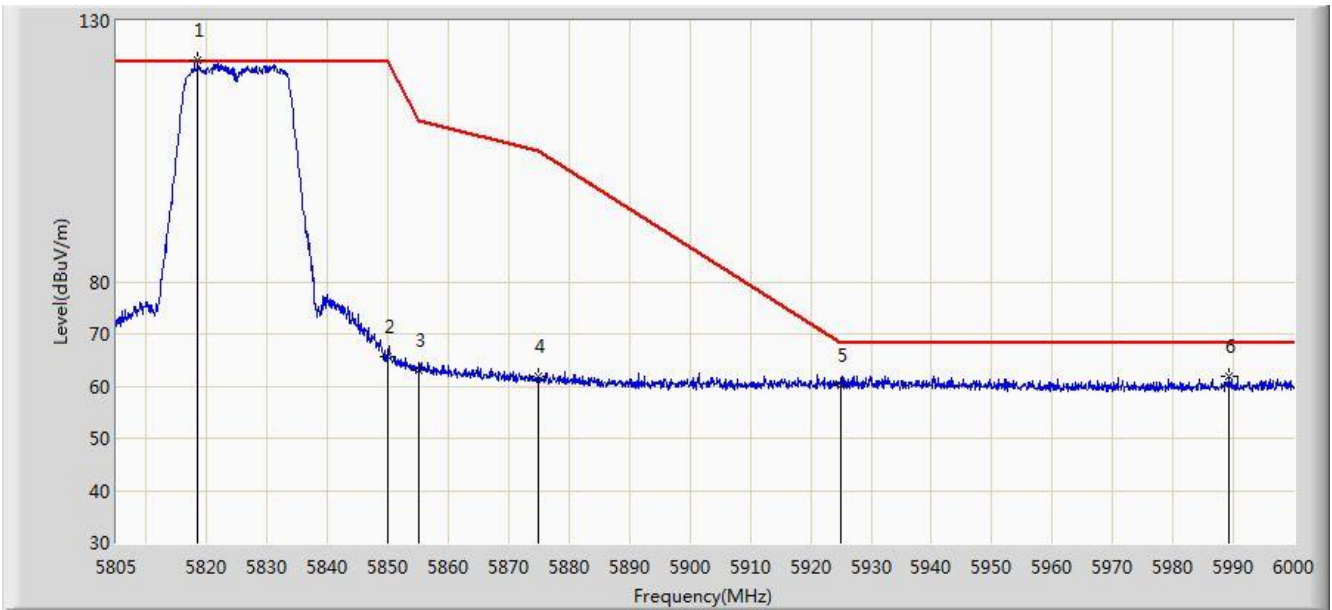
No	Flag	Mark	Frequency (MHz)	Measure Level (dBuV/m)	Reading Level (dBuV)	Over Limit (dB)	Limit (dBuV/m)	Factor (dB)	Type
1			5638.775	63.157	58.523	-5.043	68.200	4.635	PK
2			5650.000	62.837	58.166	-5.363	68.200	4.671	PK
3			5700.000	62.831	57.953	-42.369	105.200	4.878	PK
4			5720.000	66.811	61.814	-43.989	110.800	4.997	PK
5			5725.000	71.169	66.140	-51.031	122.200	5.029	PK
6			5742.478	123.578	118.438	N/A	N/A	5.140	PK

Note: Measure Level (dBμV/m) = Reading Level (dBμV) + Factor (dB)

Factor (dB) = Cable Loss (dB) + Antenna Factor (dB/m) - Pre_Amplifier Gain (dB)



Site: AC1	Time: 2017/08/18 - 06:08
Limit: FCC_Part15.407_RE(3m)	Engineer: Kevin Ker
Probe: BBHA9120D_1GHz_18GHz_TW	Polarity: Horizontal
EUT: ACCESS POINT - Directional Antenna (MT-484052/NVH)	Power: POE (DC 57V)
Test Mode: Transmit by 802.11ac-VHT20 at Channel 5825MHz Ant 0 + 1 + 2 + 3 (CDD Mode)	



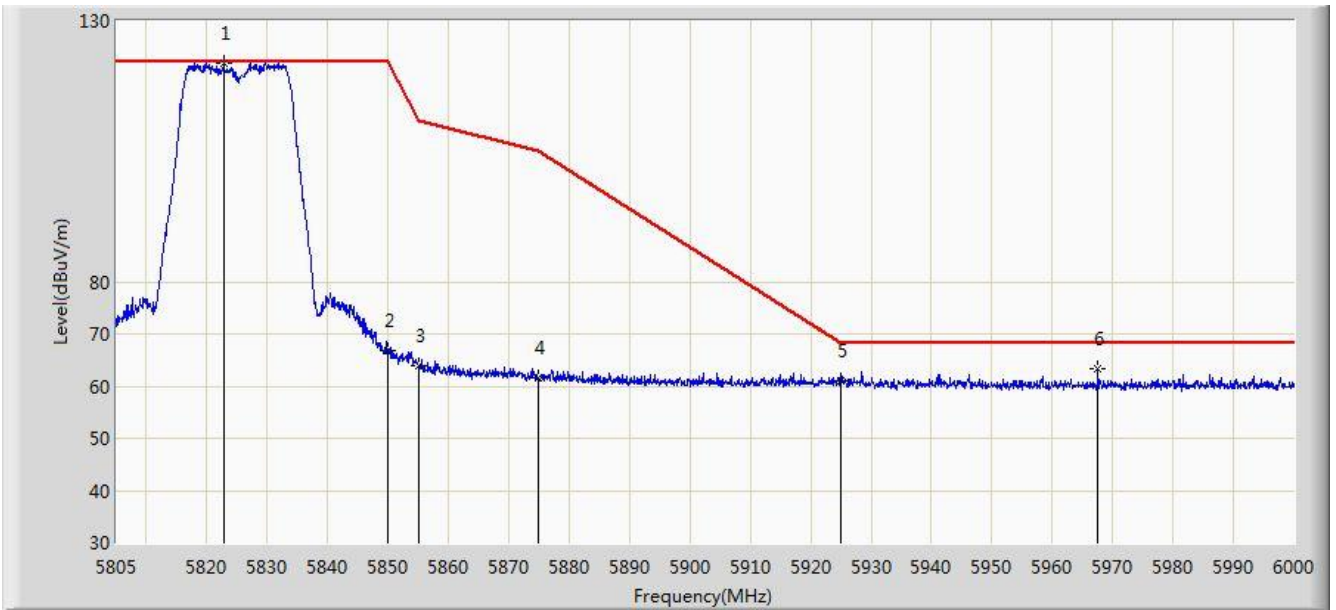
No	Flag	Mark	Frequency (MHz)	Measure Level (dBuV/m)	Reading Level (dBuV)	Over Limit (dB)	Limit (dBuV/m)	Factor (dB)	Type
1			5818.455	122.349	116.799	N/A	N/A	5.550	PK
2			5850.000	65.579	59.853	-56.621	122.200	5.726	PK
3			5855.000	62.974	57.228	-47.826	110.800	5.746	PK
4			5875.000	61.793	55.973	-43.407	105.200	5.820	PK
5			5925.000	60.214	54.248	-7.986	68.200	5.967	PK
6			5989.275	61.822	55.729	-6.378	68.200	6.093	PK

Note: Measure Level (dBμV/m) = Reading Level (dBμV) + Factor (dB)

Factor (dB) = Cable Loss (dB) + Antenna Factor (dB/m) - Pre_Amplifier Gain (dB)



Site: AC1	Time: 2017/08/18 - 06:12
Limit: FCC_Part15.407_RE(3m)	Engineer: Kevin Ker
Probe: BBHA9120D_1GHz_18GHz_TW	Polarity: Vertical
EUT: ACCESS POINT - Directional Antenna (MT-484052/NVH)	Power: POE (DC 57V)
Test Mode: Transmit by 802.11ac-VHT20 at Channel 5825MHz Ant 0 + 1 + 2 + 3 (CDD Mode)	



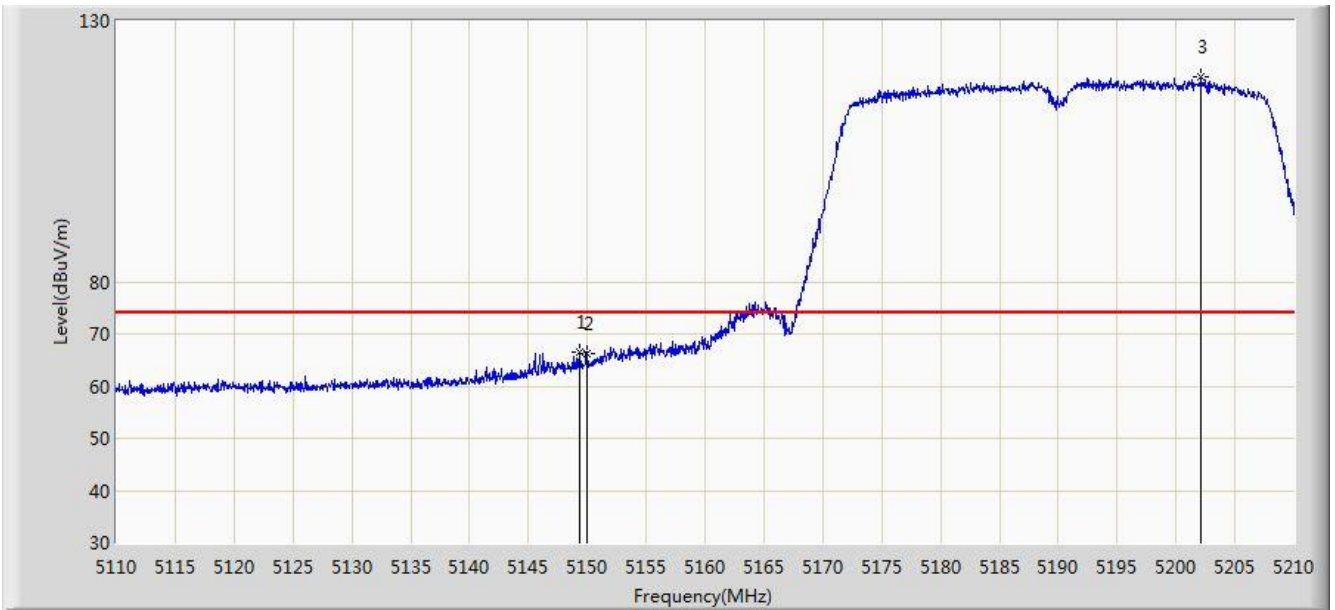
No	Flag	Mark	Frequency (MHz)	Measure Level (dBuV/m)	Reading Level (dBuV)	Over Limit (dB)	Limit (dBuV/m)	Factor (dB)	Type
1			5822.842	121.926	116.351	N/A	N/A	5.575	PK
2			5850.000	66.865	61.139	-55.335	122.200	5.726	PK
3			5855.000	63.958	58.212	-46.842	110.800	5.746	PK
4			5875.000	61.473	55.653	-43.727	105.200	5.820	PK
5			5925.000	60.951	54.985	-7.249	68.200	5.967	PK
6			5967.533	63.301	57.244	-4.899	68.200	6.057	PK

Note: Measure Level (dBμV/m) = Reading Level (dBμV) + Factor (dB)

Factor (dB) = Cable Loss (dB) + Antenna Factor (dB/m) - Pre_Amplifier Gain (dB)



Site: AC1	Time: 2017/08/18 - 06:27
Limit: FCC_Part15.209_RE(3m)	Engineer: Kevin Ker
Probe: BBHA9120D_1GHz_18GHz_TW	Polarity: Horizontal
EUT: ACCESS POINT - Directional Antenna (MT-484052/NVH)	Power: POE (DC 57V)
Test Mode: Transmit by 802.11ac-VHT40 at Channel 5190MHz Ant 0 + 1 + 2 + 3 (CDD Mode)	



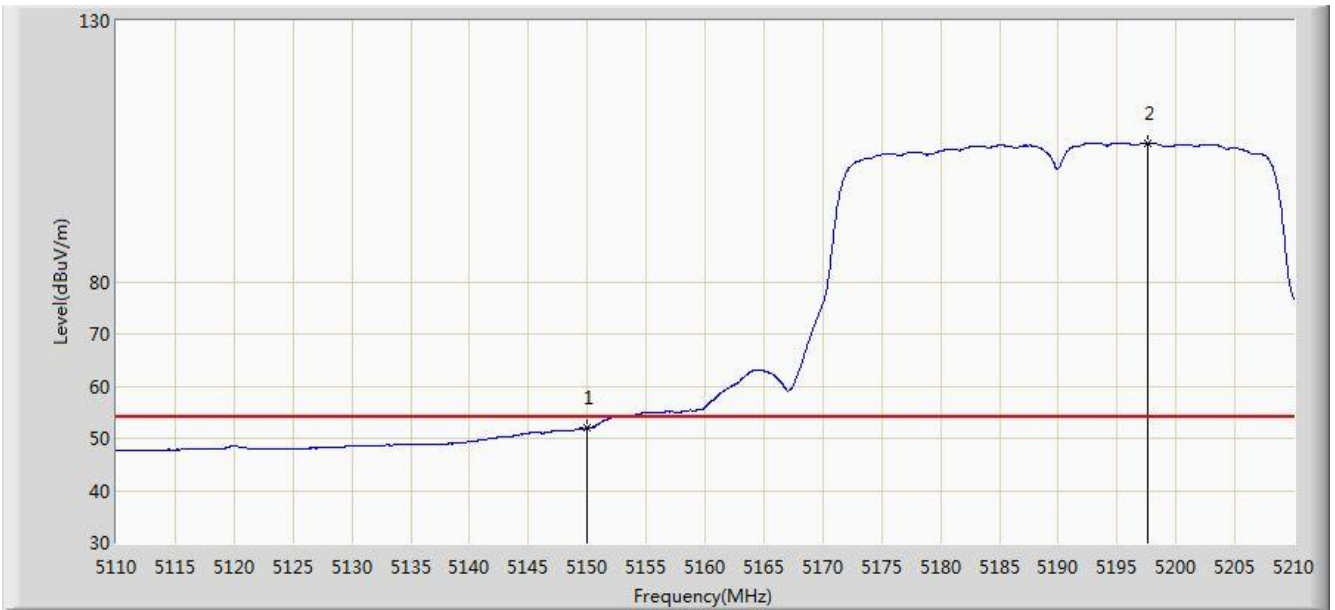
No	Flag	Mark	Frequency (MHz)	Measure Level (dBuV/m)	Reading Level (dBuV)	Over Limit (dB)	Limit (dBuV/m)	Factor (dB)	Type
1			5149.300	66.591	62.420	-7.409	74.000	4.171	PK
2			5150.000	66.131	61.962	-7.869	74.000	4.170	PK
3			5202.100	119.293	115.301	N/A	N/A	3.992	PK

Note: Measure Level (dBμV/m) = Reading Level (dBμV) + Factor (dB)

Factor (dB) = Cable Loss (dB) + Antenna Factor (dB/m) - Pre_Amplifier Gain (dB)



Site: AC1	Time: 2017/08/18 - 06:28
Limit: FCC_Part15.209_RE(3m)	Engineer: Kevin Ker
Probe: BBHA9120D_1GHz_18GHz_TW	Polarity: Horizontal
EUT: ACCESS POINT - Directional Antenna (MT-484052/NVH)	Power: POE (DC 57V)
Test Mode: Transmit by 802.11ac-VHT40 at Channel 5190MHz Ant 0 + 1 + 2 + 3 (CDD Mode)	



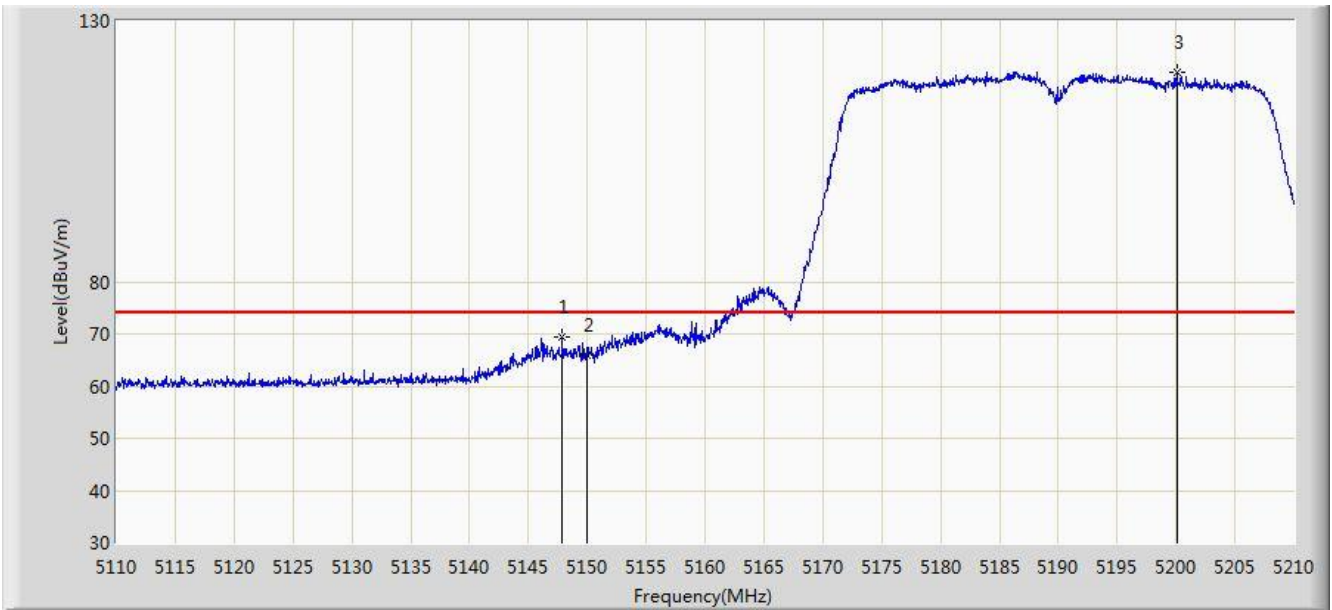
No	Flag	Mark	Frequency (MHz)	Measure Level (dBuV/m)	Reading Level (dBuV)	Over Limit (dB)	Limit (dBuV/m)	Factor (dB)	Type
1			5150.000	51.942	47.773	-2.058	54.000	4.170	AV
2			5197.550	106.645	102.638	N/A	N/A	4.006	AV

Note: Measure Level (dBμV/m) = Reading Level (dBμV) + Factor (dB)

Factor (dB) = Cable Loss (dB) + Antenna Factor (dB/m) - Pre_Amplifier Gain (dB)



Site: AC1	Time: 2017/08/18 - 06:25
Limit: FCC_Part15.209_RE(3m)	Engineer: Kevin Ker
Probe: BBHA9120D_1GHz_18GHz_TW	Polarity: Vertical
EUT: ACCESS POINT - Directional Antenna (MT-484052/NVH)	Power: POE (DC 57V)
Test Mode: Transmit by 802.11ac-VHT40 at Channel 5190MHz Ant 0 + 1 + 2 + 3 (CDD Mode)	



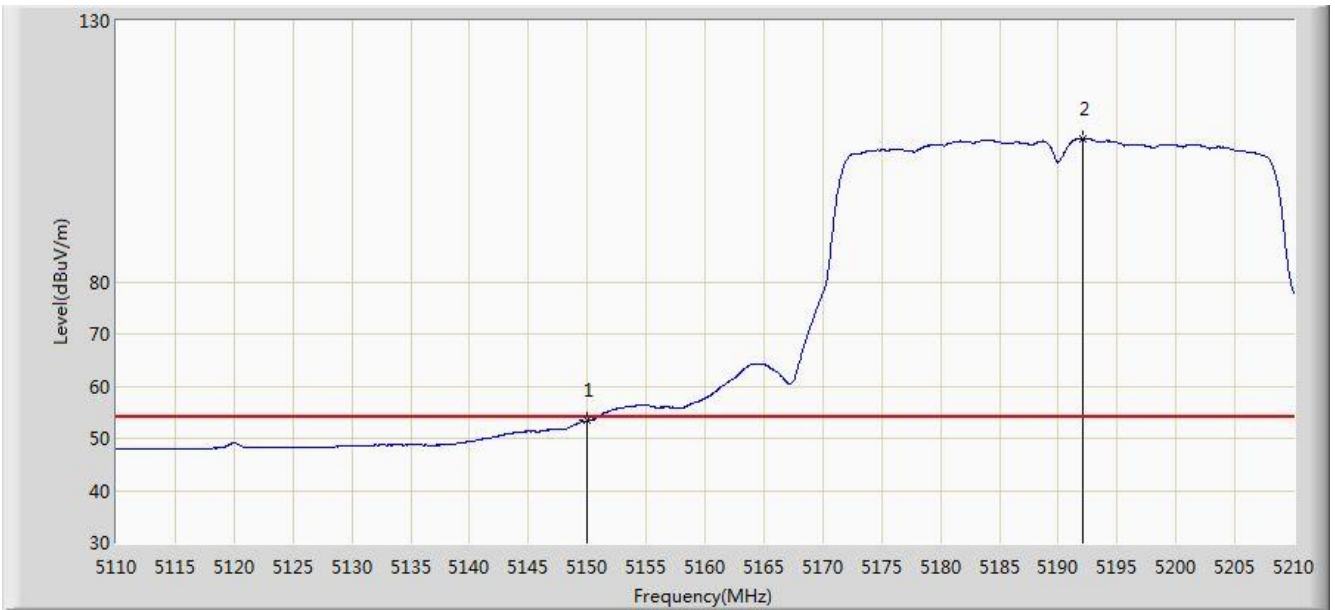
No	Flag	Mark	Frequency (MHz)	Measure Level (dBuV/m)	Reading Level (dBuV)	Over Limit (dB)	Limit (dBuV/m)	Factor (dB)	Type
1			5147.900	69.553	65.377	-4.447	74.000	4.176	PK
2			5150.000	66.057	61.888	-7.943	74.000	4.170	PK
3			5200.050	120.218	116.220	N/A	N/A	3.998	PK

Note: Measure Level (dBμV/m) = Reading Level (dBμV) + Factor (dB)

Factor (dB) = Cable Loss (dB) + Antenna Factor (dB/m) - Pre_Amplifier Gain (dB)



Site: AC1	Time: 2017/08/18 - 06:25
Limit: FCC_Part15.209_RE(3m)	Engineer: Kevin Ker
Probe: BBHA9120D_1GHz_18GHz_TW	Polarity: Vertical
EUT: ACCESS POINT - Directional Antenna (MT-484052/NVH)	Power: POE (DC 57V)
Test Mode: Transmit by 802.11ac-VHT40 at Channel 5190MHz Ant 0 + 1 + 2 + 3 (CDD Mode)	



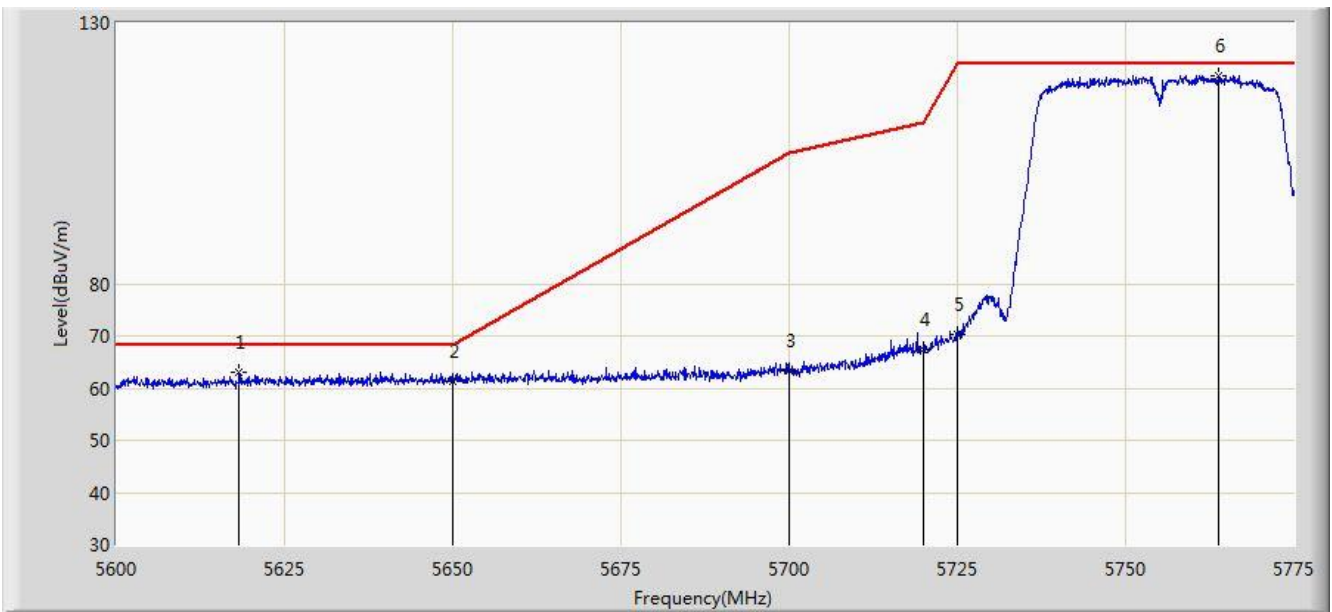
No	Flag	Mark	Frequency (MHz)	Measure Level (dBuV/m)	Reading Level (dBuV)	Over Limit (dB)	Limit (dBuV/m)	Factor (dB)	Type
1			5150.000	53.377	49.208	-0.623	54.000	4.170	AV
2			5192.050	107.506	103.480	N/A	N/A	4.027	AV

Note: Measure Level (dB μ V/m) = Reading Level (dB μ V) + Factor (dB)

Factor (dB) = Cable Loss (dB) + Antenna Factor (dB/m) - Pre_Amplifier Gain (dB)



Site: AC1	Time: 2017/08/18 - 06:51
Limit: FCC_Part15.407_RE(3m)	Engineer: Kevin Ker
Probe: BBHA9120D_1GHz_18GHz_TW	Polarity: Horizontal
EUT: ACCESS POINT - Directional Antenna (MT-484052/NVH)	Power: POE (DC 57V)
Test Mode: Transmit by 802.11ac-VHT40 at Channel 5755MHz Ant 0 + 1 + 2 + 3 (CDD Mode)	



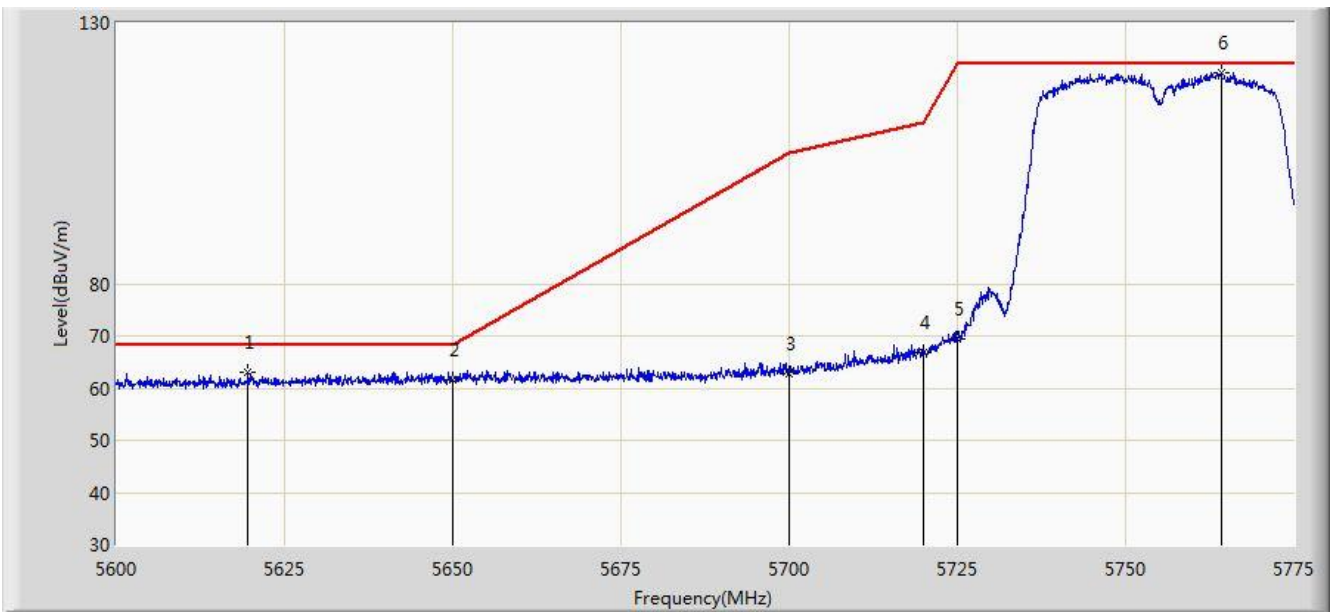
No	Flag	Mark	Frequency (MHz)	Measure Level (dBuV/m)	Reading Level (dBuV)	Over Limit (dB)	Limit (dBuV/m)	Factor (dB)	Type
1			5618.200	62.900	58.325	-5.300	68.200	4.575	PK
2			5650.000	61.430	56.759	-6.770	68.200	4.671	PK
3			5700.000	63.452	58.574	-41.748	105.200	4.878	PK
4			5720.000	67.522	62.525	-43.278	110.800	4.997	PK
5			5725.000	70.207	65.178	-51.993	122.200	5.029	PK
6			5763.800	119.962	114.703	N/A	N/A	5.259	PK

Note: Measure Level (dBμV/m) = Reading Level (dBμV) + Factor (dB)

Factor (dB) = Cable Loss (dB) + Antenna Factor (dB/m) - Pre_Amplifier Gain (dB)



Site: AC1	Time: 2017/08/18 - 06:55
Limit: FCC_Part15.407_RE(3m)	Engineer: Kevin Ker
Probe: BBHA9120D_1GHz_18GHz_TW	Polarity: Vertical
EUT: ACCESS POINT - Directional Antenna (MT-484052/NVH)	Power: POE (DC 57V)
Test Mode: Transmit by 802.11ac-VHT40 at Channel 5755MHz Ant 0 + 1 + 2 + 3 (CDD Mode)	



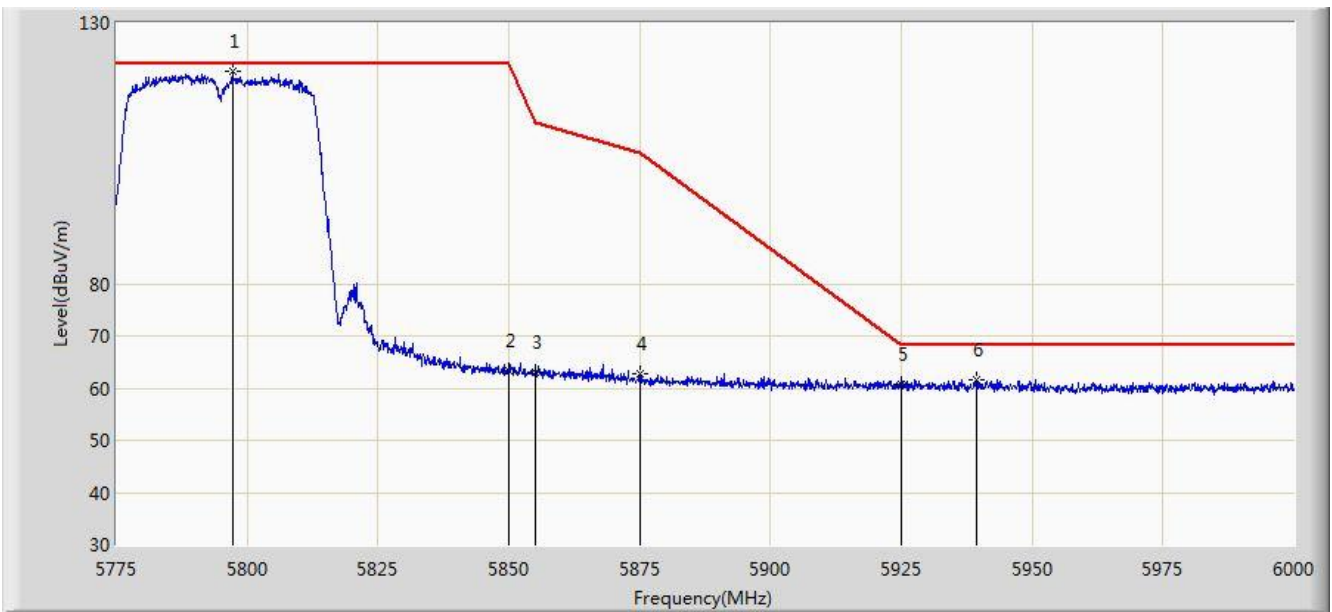
No	Flag	Mark	Frequency (MHz)	Measure Level (dBuV/m)	Reading Level (dBuV)	Over Limit (dB)	Limit (dBuV/m)	Factor (dB)	Type
1			5619.600	63.069	58.490	-5.131	68.200	4.580	PK
2			5650.000	61.567	56.896	-6.633	68.200	4.671	PK
3			5700.000	62.705	57.827	-42.495	105.200	4.878	PK
4			5720.000	66.871	61.874	-43.929	110.800	4.997	PK
5			5725.000	69.439	64.410	-52.761	122.200	5.029	PK
6			5764.237	120.555	115.293	N/A	N/A	5.262	PK

Note: Measure Level (dBμV/m) = Reading Level (dBμV) + Factor (dB)

Factor (dB) = Cable Loss (dB) + Antenna Factor (dB/m) - Pre_Amplifier Gain (dB)



Site: AC1	Time: 2017/08/18 - 06:59
Limit: FCC_Part15.407_RE(3m)	Engineer: Kevin Ker
Probe: BBHA9120D_1GHz_18GHz_TW	Polarity: Horizontal
EUT: ACCESS POINT - Directional Antenna (MT-484052/NVH)	Power: POE (DC 57V)
Test Mode: Transmit by 802.11ac-VHT40 at Channel 5795MHz Ant 0 + 1 + 2 + 3 (CDD Mode)	



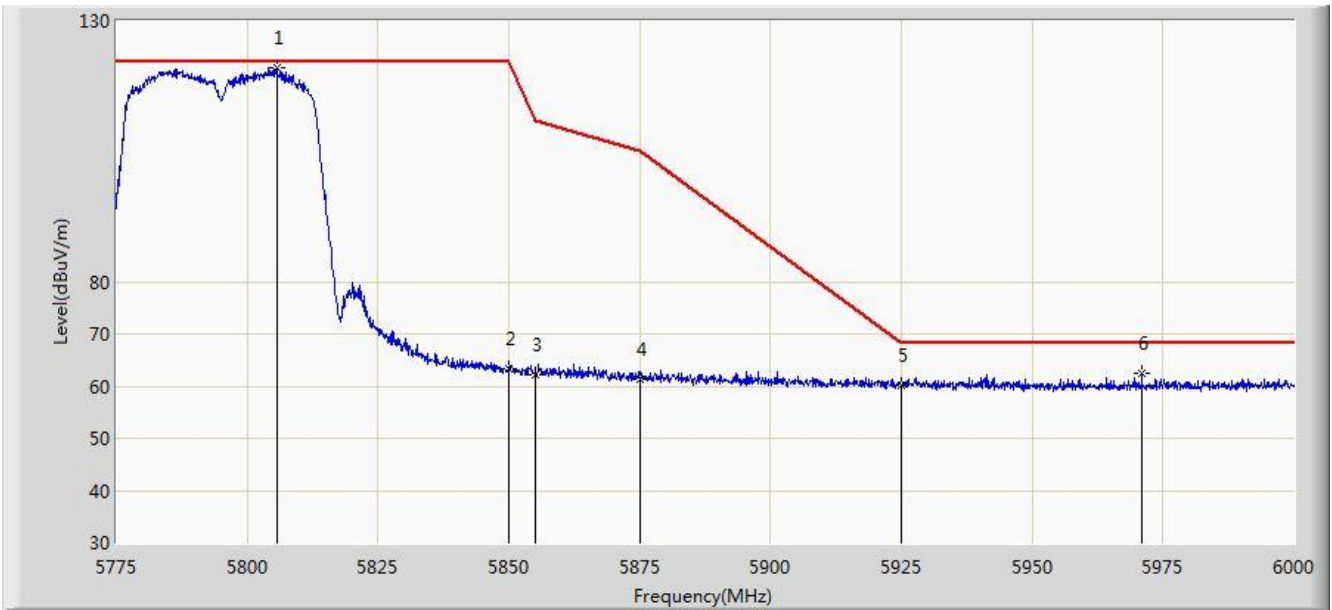
No	Flag	Mark	Frequency (MHz)	Measure Level (dBuV/m)	Reading Level (dBuV)	Over Limit (dB)	Limit (dBuV/m)	Factor (dB)	Type
1			5797.163	120.733	115.304	N/A	N/A	5.429	PK
2			5850.000	63.195	57.469	-59.005	122.200	5.726	PK
3			5855.000	63.159	57.413	-47.641	110.800	5.746	PK
4			5875.000	62.744	56.924	-42.456	105.200	5.820	PK
5			5925.000	60.689	54.723	-7.511	68.200	5.967	PK
6			5939.362	61.609	55.607	-6.591	68.200	6.002	PK

Note: Measure Level (dBμV/m) = Reading Level (dBμV) + Factor (dB)

Factor (dB) = Cable Loss (dB) + Antenna Factor (dB/m) - Pre_Amplifier Gain (dB)



Site: AC1	Time: 2017/08/18 - 07:02
Limit: FCC_Part15.407_RE(3m)	Engineer: Kevin Ker
Probe: BBHA9120D_1GHz_18GHz_TW	Polarity: Vertical
EUT: ACCESS POINT - Directional Antenna (MT-484052/NVH)	Power: POE (DC 57V)
Test Mode: Transmit by 802.11ac-VHT40 at Channel 5795MHz Ant 0 + 1 + 2 + 3 (CDD Mode)	



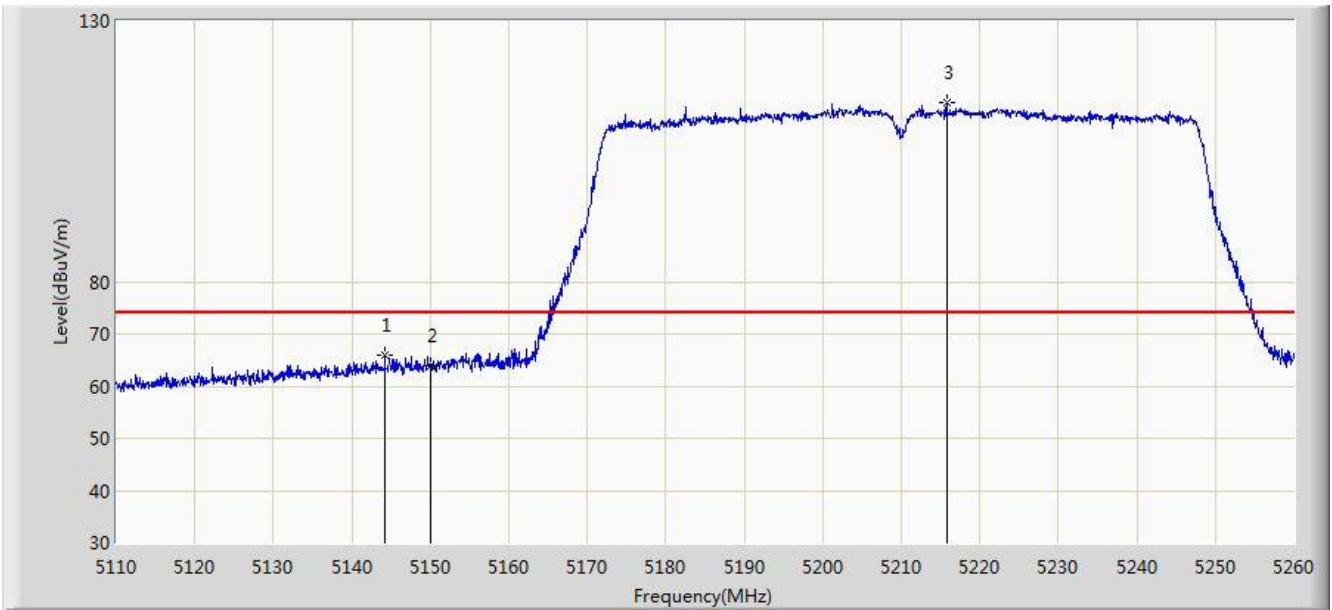
No	Flag	Mark	Frequency (MHz)	Measure Level (dBuV/m)	Reading Level (dBuV)	Over Limit (dB)	Limit (dBuV/m)	Factor (dB)	Type
1			5805.712	121.085	115.608	N/A	N/A	5.477	PK
2			5850.000	63.236	57.510	-58.964	122.200	5.726	PK
3			5855.000	62.195	56.449	-48.605	110.800	5.746	PK
4			5875.000	61.415	55.595	-43.785	105.200	5.820	PK
5			5925.000	60.207	54.241	-7.993	68.200	5.967	PK
6			5970.975	62.477	56.414	-5.723	68.200	6.063	PK

Note: Measure Level (dBμV/m) = Reading Level (dBμV) + Factor (dB)

Factor (dB) = Cable Loss (dB) + Antenna Factor (dB/m) - Pre_Amplifier Gain (dB)



Site: AC1	Time: 2017/08/18 - 07:29
Limit: FCC_Part15.209_RE(3m)	Engineer: Kevin Ker
Probe: BBHA9120D_1GHz_18GHz_TW	Polarity: Horizontal
EUT: ACCESS POINT - Directional Antenna (MT-484052/NVH)	Power: POE (DC 57V)
Test Mode: Transmit by 802.11ac-VHT80 at Channel 5210MHz Ant 0 + 1 + 2 + 3 (CDD Mode)	



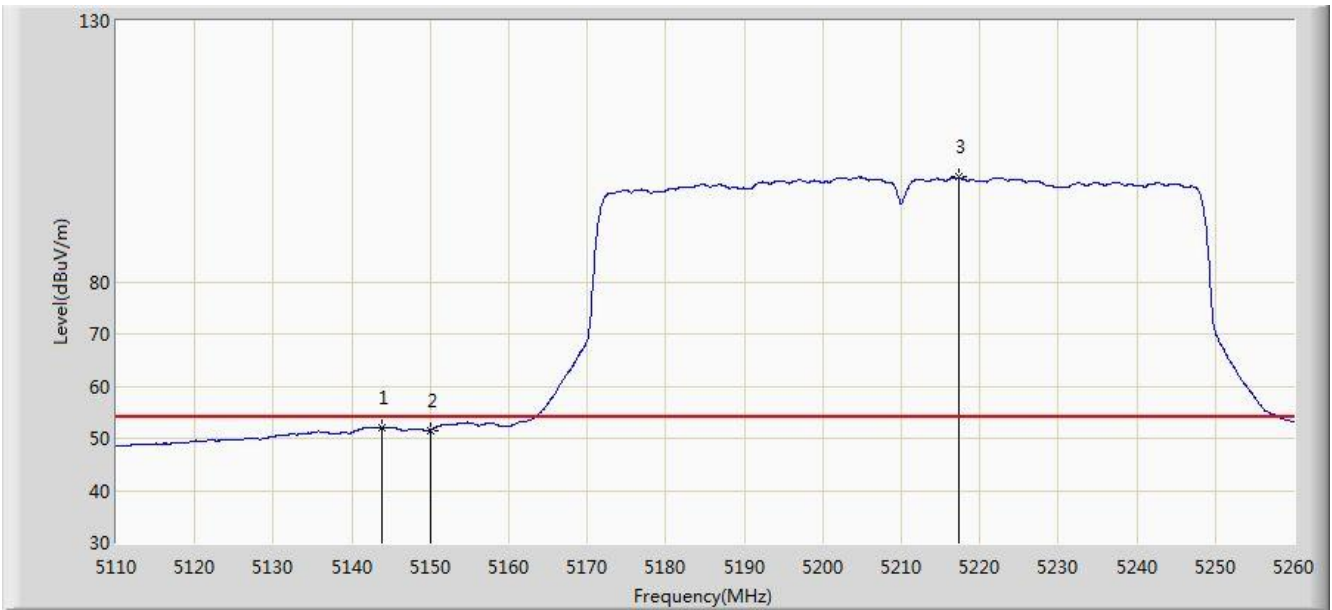
No	Flag	Mark	Frequency (MHz)	Measure Level (dBuV/m)	Reading Level (dBuV)	Over Limit (dB)	Limit (dBuV/m)	Factor (dB)	Type
1			5144.200	65.940	61.764	-8.060	74.000	4.176	PK
2			5150.000	64.038	59.869	-9.962	74.000	4.170	PK
3			5215.750	114.329	110.377	N/A	N/A	3.951	PK

Note: Measure Level (dBμV/m) = Reading Level (dBμV) + Factor (dB)

Factor (dB) = Cable Loss (dB) + Antenna Factor (dB/m) - Pre_Amplifier Gain (dB)



Site: AC1	Time: 2017/08/18 - 07:30
Limit: FCC_Part15.209_RE(3m)	Engineer: Kevin Ker
Probe: BBHA9120D_1GHz_18GHz_TW	Polarity: Horizontal
EUT: ACCESS POINT - Directional Antenna (MT-484052/NVH)	Power: POE (DC 57V)
Test Mode: Transmit by 802.11ac-VHT80 at Channel 5210MHz Ant 0 + 1 + 2 + 3 (CDD Mode)	



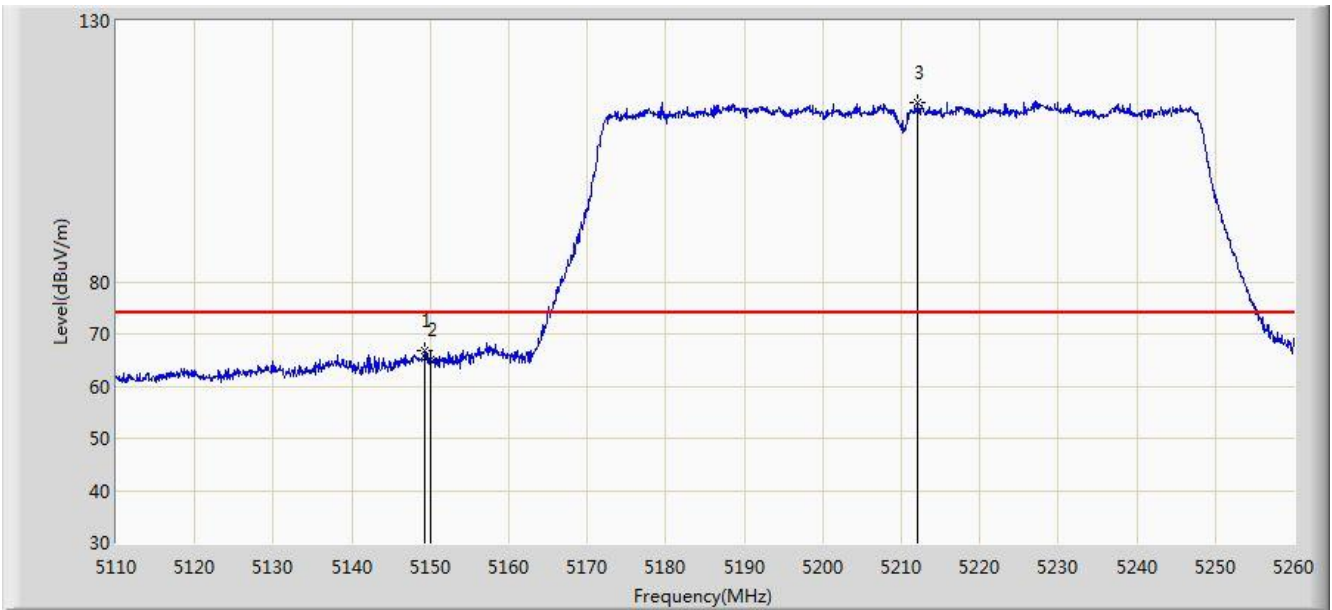
No	Flag	Mark	Frequency (MHz)	Measure Level (dBuV/m)	Reading Level (dBuV)	Over Limit (dB)	Limit (dBuV/m)	Factor (dB)	Type
1			5143.900	52.131	47.955	-1.869	54.000	4.176	AV
2			5150.000	51.558	47.389	-2.442	54.000	4.170	AV
3			5217.250	100.009	96.062	N/A	N/A	3.947	AV

Note: Measure Level (dBμV/m) = Reading Level (dBμV) + Factor (dB)

Factor (dB) = Cable Loss (dB) + Antenna Factor (dB/m) - Pre_Amplifier Gain (dB)



Site: AC1	Time: 2017/08/18 - 07:27
Limit: FCC_Part15.209_RE(3m)	Engineer: Kevin Ker
Probe: BBHA9120D_1GHz_18GHz_TW	Polarity: Vertical
EUT: ACCESS POINT - Directional Antenna (MT-484052/NVH)	Power: POE (DC 57V)
Test Mode: Transmit by 802.11ac-VHT80 at Channel 5210MHz Ant 0 + 1 + 2 + 3 (CDD Mode)	



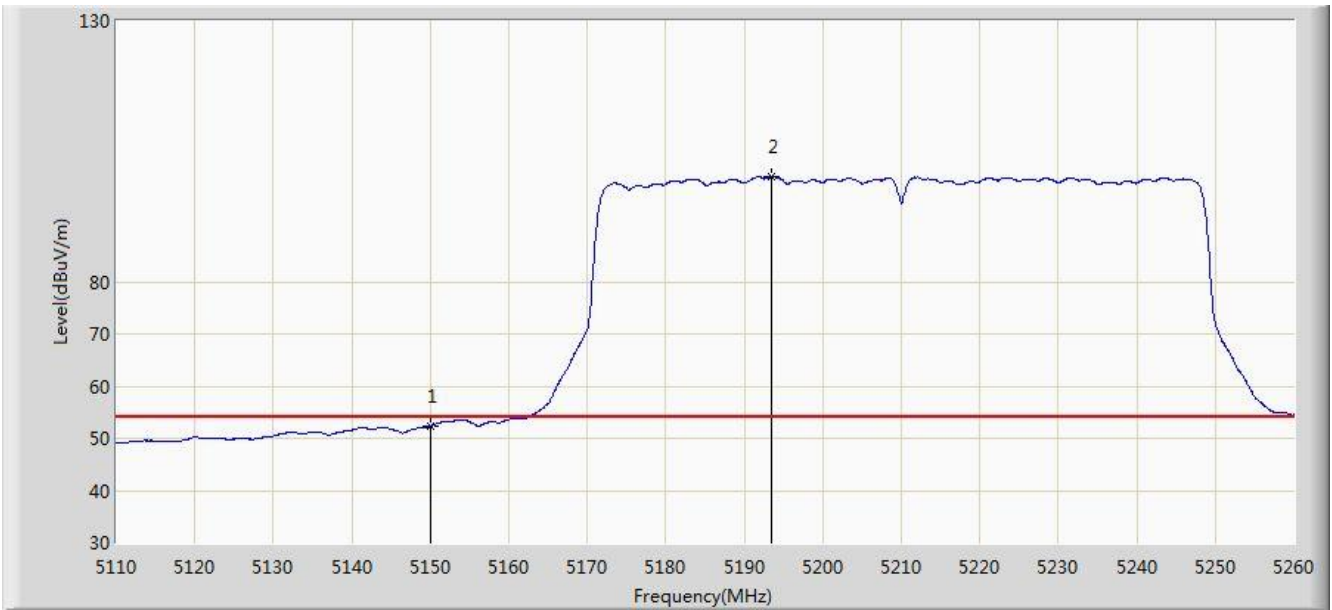
No	Flag	Mark	Frequency (MHz)	Measure Level (dBuV/m)	Reading Level (dBuV)	Over Limit (dB)	Limit (dBuV/m)	Factor (dB)	Type
1			5149.375	66.758	62.587	-7.242	74.000	4.171	PK
2			5150.000	64.972	60.803	-9.028	74.000	4.170	PK
3			5212.150	114.447	110.485	N/A	N/A	3.962	PK

Note: Measure Level (dBμV/m) = Reading Level (dBμV) + Factor (dB)

Factor (dB) = Cable Loss (dB) + Antenna Factor (dB/m) - Pre_Amplifier Gain (dB)



Site: AC1	Time: 2017/08/18 - 07:25
Limit: FCC_Part15.209_RE(3m)	Engineer: Kevin Ker
Probe: BBHA9120D_1GHz_18GHz_TW	Polarity: Vertical
EUT: ACCESS POINT - Directional Antenna (MT-484052/NVH)	Power: POE (DC 57V)
Test Mode: Transmit by 802.11ac-VHT80 at Channel 5210MHz Ant 0 + 1 + 2 + 3 (CDD Mode)	



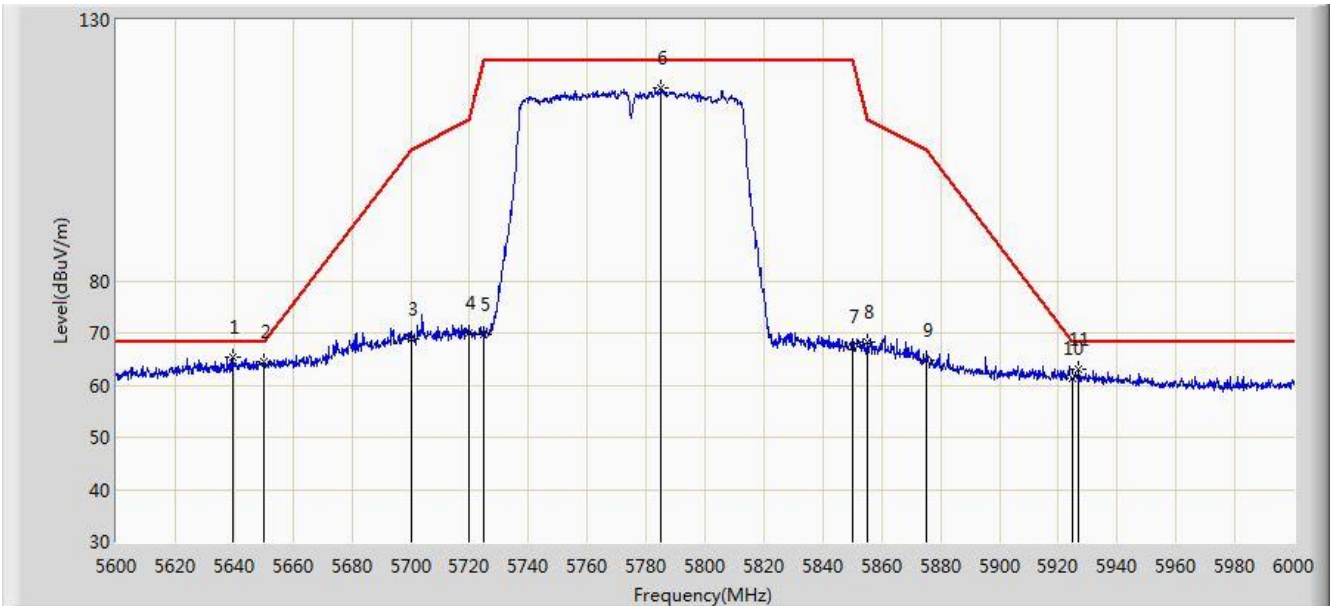
No	Flag	Mark	Frequency (MHz)	Measure Level (dBuV/m)	Reading Level (dBuV)	Over Limit (dB)	Limit (dBuV/m)	Factor (dB)	Type
1			5150.000	52.325	48.156	-1.675	54.000	4.170	AV
2			5193.475	100.152	96.131	N/A	N/A	4.021	AV

Note: Measure Level (dB μ V/m) = Reading Level (dB μ V) + Factor (dB)

Factor (dB) = Cable Loss (dB) + Antenna Factor (dB/m) - Pre_Amplifier Gain (dB)



Site: AC1	Time: 2017/08/18 - 07:53
Limit: FCC_Part15.407_RE(3m)	Engineer: Kevin Ker
Probe: BBHA9120D_1GHz_18GHz_TW	Polarity: Horizontal
EUT: ACCESS POINT - Directional Antenna (MT-484052/NVH)	Power: POE (DC 57V)
Test Mode: Transmit by 802.11ac-VHT80 at Channel 5775MHz Ant 0 + 1 + 2 + 3 (CDD Mode)	



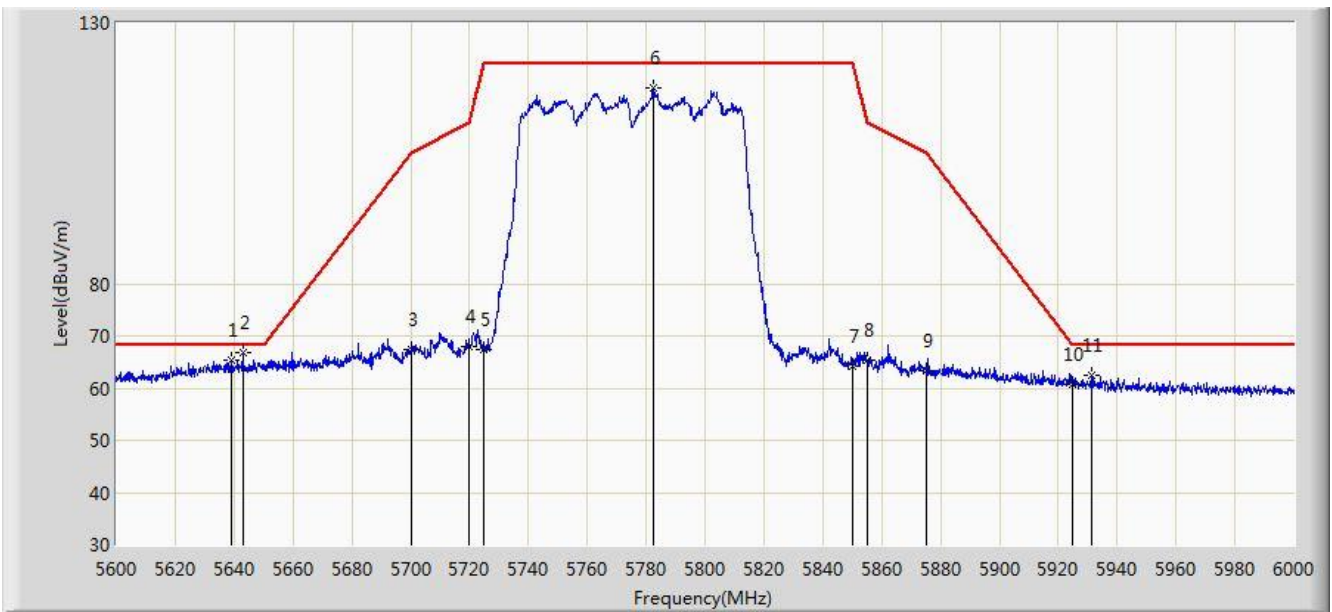
No	Flag	Mark	Frequency (MHz)	Measure Level (dBuV/m)	Reading Level (dBuV)	Over Limit (dB)	Limit (dBuV/m)	Factor (dB)	Type
1			5639.800	65.347	60.710	-2.853	68.200	4.638	PK
2			5650.000	64.351	59.680	-3.849	68.200	4.671	PK
3			5700.000	68.821	63.943	-36.379	105.200	4.878	PK
4			5720.000	69.951	64.954	-40.849	110.800	4.997	PK
5			5725.000	69.697	64.668	-52.503	122.200	5.029	PK
6			5785.200	116.856	111.488	N/A	N/A	5.368	PK
7			5850.000	67.364	61.638	-54.836	122.200	5.726	PK
8			5855.000	68.275	62.529	-42.525	110.800	5.746	PK
9			5875.000	64.777	58.957	-40.423	105.200	5.820	PK
10			5925.000	61.429	55.463	-6.771	68.200	5.967	PK
11			5926.800	63.154	57.183	-5.046	68.200	5.970	PK

Note: Measure Level (dBμV/m) = Reading Level (dBμV) + Factor (dB)

Factor (dB) = Cable Loss (dB) + Antenna Factor (dB/m) - Pre_Amplifier Gain (dB)



Site: AC1	Time: 2017/08/18 - 08:00
Limit: FCC_Part15.407_RE(3m)	Engineer: Kevin Ker
Probe: BBHA9120D_1GHz_18GHz_TW	Polarity: Vertical
EUT: ACCESS POINT - Directional Antenna (MT-484052/NVH)	Power: POE (DC 57V)
Test Mode: Transmit by 802.11ac-VHT80 at Channel 5775MHz Ant 0 + 1 + 2 + 3 (CDD Mode)	



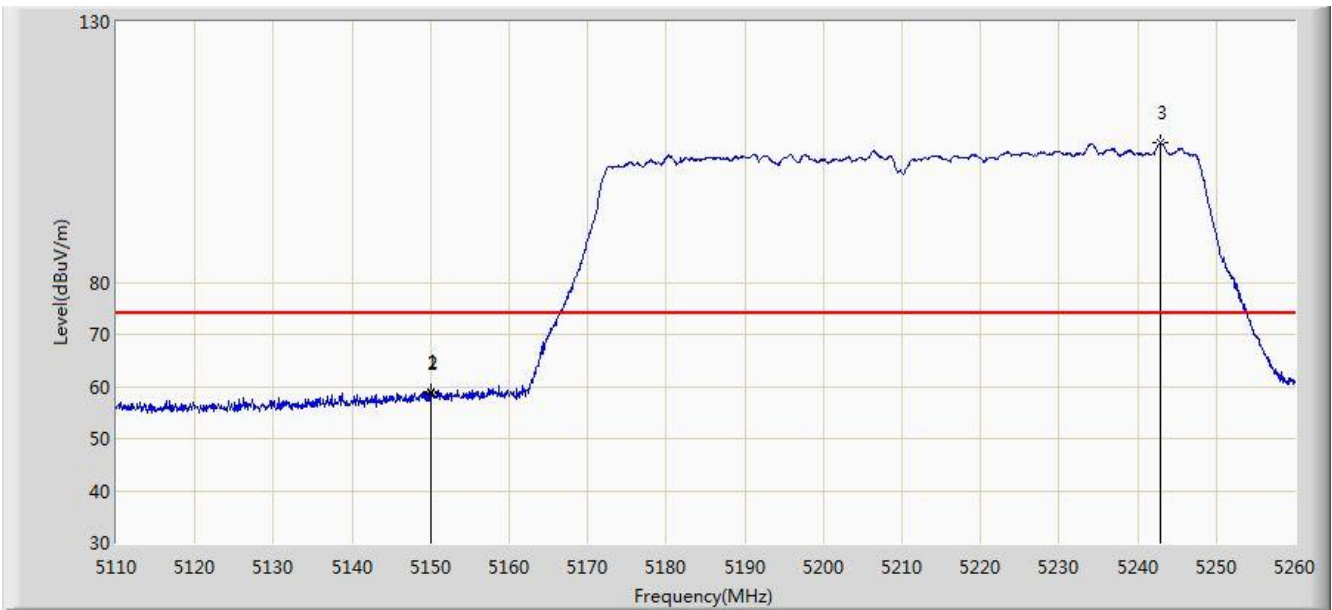
No	Flag	Mark	Frequency (MHz)	Measure Level (dBuV/m)	Reading Level (dBuV)	Over Limit (dB)	Limit (dBuV/m)	Factor (dB)	Type
1			5639.000	65.340	60.705	-2.860	68.200	4.635	PK
2			5643.000	66.930	62.282	-1.270	68.200	4.648	PK
3			5700.000	67.514	62.636	-37.686	105.200	4.878	PK
4			5720.000	67.852	62.855	-42.948	110.800	4.997	PK
5			5725.000	67.310	62.281	-54.890	122.200	5.029	PK
6			5782.600	117.443	112.088	N/A	N/A	5.354	PK
7			5850.000	64.251	58.525	-57.949	122.200	5.726	PK
8			5855.000	65.329	59.583	-45.471	110.800	5.746	PK
9			5875.000	63.331	57.511	-41.869	105.200	5.820	PK
10			5925.000	60.819	54.853	-7.381	68.200	5.967	PK
11			5931.400	62.323	56.341	-5.877	68.200	5.982	PK

Note: Measure Level (dBuV/m) = Reading Level (dBuV) + Factor (dB)

Factor (dB) = Cable Loss (dB) + Antenna Factor (dB/m) - Pre_Amplifier Gain (dB)



Site: AC1	Time: 2017/09/09 - 03:36
Limit: FCC_Part15.209_RE(3m)	Engineer: Kevin Ker
Probe: BBHA9120D_1GHz_18GHz_TW	Polarity: Horizontal
EUT: ACCESS POINT - Directional Antenna (MT-484052/NVH)	Power: POE (DC 57V)
Test Mode: Transmit by 802.11ac-VHT80+80 at Channel 5210MHz Ant 0 + 1 / Ant 0 + 1 + 2 + 3 (CDD Mode)	



No	Flag	Mark	Frequency (MHz)	Measure Level (dBuV/m)	Reading Level (dBuV)	Over Limit (dB)	Limit (dBuV/m)	Factor (dB)	Type
1			5149.975	58.850	54.681	-15.150	74.000	4.170	PK
2			5150.000	58.569	54.400	-15.431	74.000	4.170	PK
3		*	5242.900	106.690	102.818	N/A	N/A	3.871	PK

Note: Measure Level (dB μ V/m) = Reading Level (dB μ V) + Factor (dB)

Factor (dB) = Cable Loss (dB) + Antenna Factor (dB/m) - Pre_Amplifier Gain (dB)



Site: AC1	Time: 2017/09/09 - 03:38
Limit: FCC_Part15.209_RE(3m)	Engineer: Kevin Ker
Probe: BBHA9120D_1GHz_18GHz_TW	Polarity: Horizontal
EUT: ACCESS POINT - Directional Antenna (MT-484052/NVH)	Power: POE (DC 57V)
Test Mode: Transmit by 802.11ac-VHT80+80 at Channel 5210MHz Ant 0 + 1 / Ant 0 + 1 + 2 + 3 (CDD Mode)	



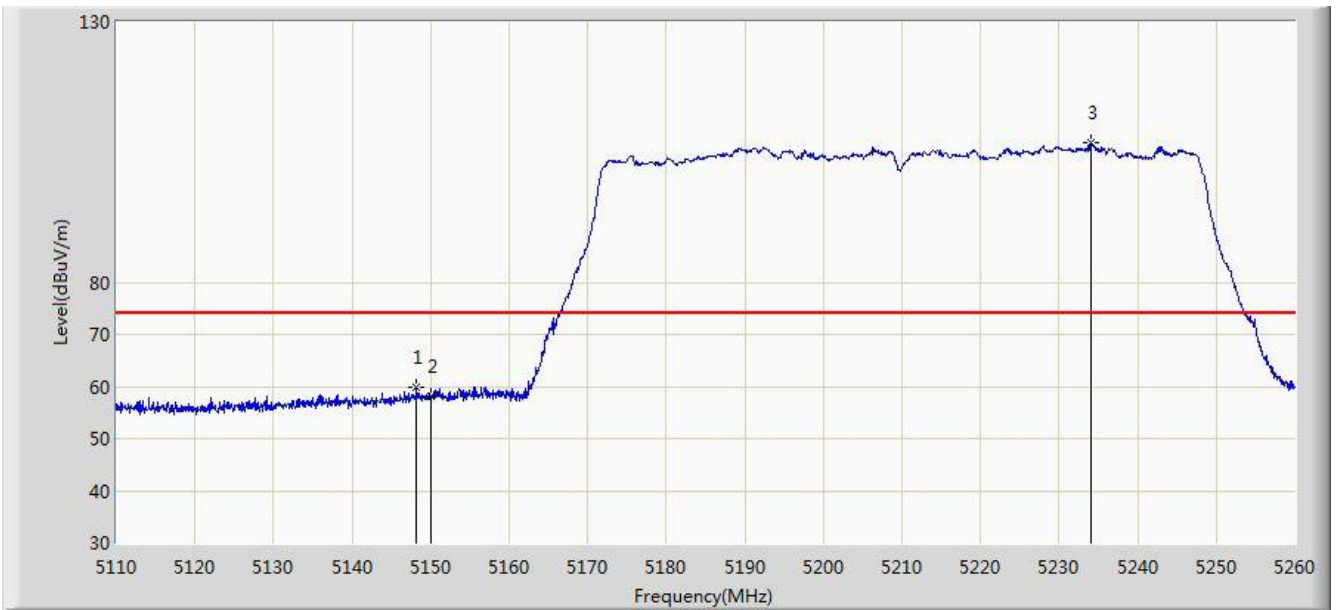
No	Flag	Mark	Frequency (MHz)	Measure Level (dBuV/m)	Reading Level (dBuV)	Over Limit (dB)	Limit (dBuV/m)	Factor (dB)	Type
1			5150.000	45.358	41.189	-8.642	54.000	4.170	AV
2		*	5244.775	93.543	89.677	N/A	N/A	3.867	AV

Note: Measure Level (dB μ V/m) = Reading Level (dB μ V) + Factor (dB)

Factor (dB) = Cable Loss (dB) + Antenna Factor (dB/m) - Pre_Amplifier Gain (dB)



Site: AC1	Time: 2017/09/09 - 03:38
Limit: FCC_Part15.209_RE(3m)	Engineer: Kevin Ker
Probe: BBHA9120D_1GHz_18GHz_TW	Polarity: Vertical
EUT: ACCESS POINT - Directional Antenna (MT-484052/NVH)	Power: POE (DC 57V)
Test Mode: Transmit by 802.11ac-VHT80+80 at Channel 5210MHz Ant 0 + 1 / Ant 0 + 1 + 2 + 3 (CDD Mode)	



No	Flag	Mark	Frequency (MHz)	Measure Level (dBuV/m)	Reading Level (dBuV)	Over Limit (dB)	Limit (dBuV/m)	Factor (dB)	Type
1			5148.250	59.893	55.718	-14.107	74.000	4.174	PK
2			5150.000	58.096	53.927	-15.904	74.000	4.170	PK
3		*	5233.975	106.707	102.809	N/A	N/A	3.898	PK

Note: Measure Level (dBμV/m) = Reading Level (dBμV) + Factor (dB)

Factor (dB) = Cable Loss (dB) + Antenna Factor (dB/m) - Pre_Amplifier Gain (dB)



Site: AC1	Time: 2017/09/09 - 03:40
Limit: FCC_Part15.209_RE(3m)	Engineer: Kevin Ker
Probe: BBHA9120D_1GHz_18GHz_TW	Polarity: Vertical
EUT: ACCESS POINT - Directional Antenna (MT-484052/NVH)	Power: POE (DC 57V)
Test Mode: Transmit by 802.11ac-VHT80+80 at Channel 5210MHz Ant 0 + 1 / Ant 0 + 1 + 2 + 3 (CDD Mode)	



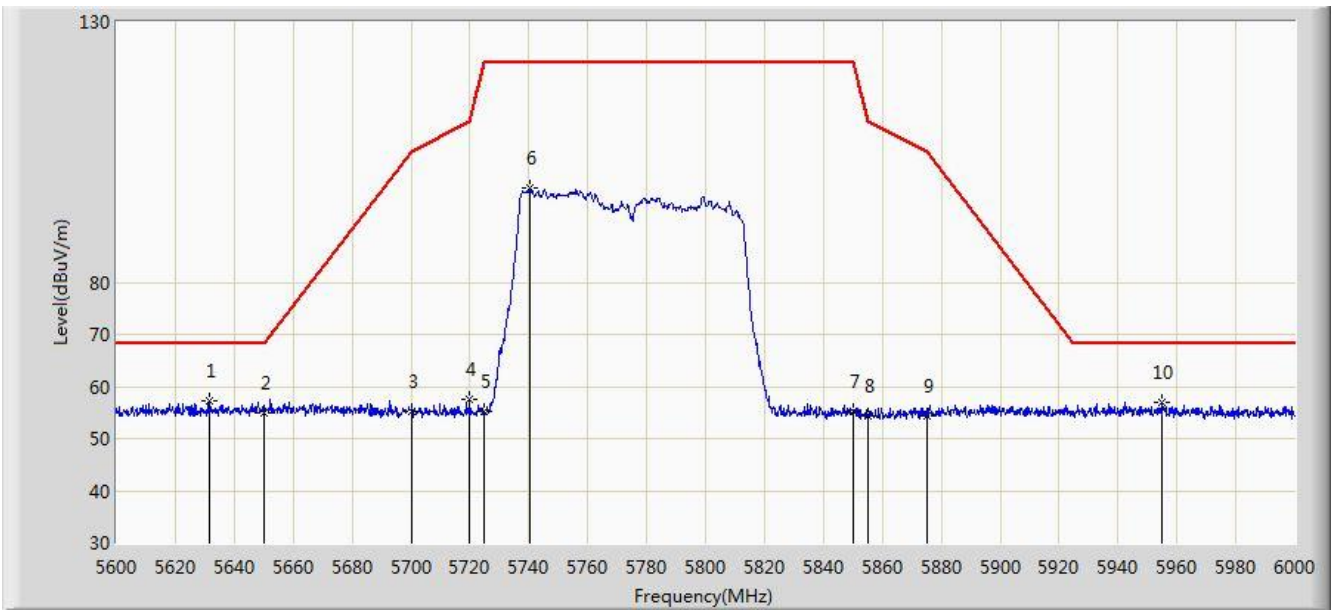
No	Flag	Mark	Frequency (MHz)	Measure Level (dBuV/m)	Reading Level (dBuV)	Over Limit (dB)	Limit (dBuV/m)	Factor (dB)	Type
1			5149.975	46.102	41.933	-7.898	54.000	4.170	AV
2			5150.000	46.099	41.930	-7.901	54.000	4.170	AV
3		*	5231.650	93.922	90.018	N/A	N/A	3.905	AV

Note: Measure Level (dBμV/m) = Reading Level (dBμV) + Factor (dB)

Factor (dB) = Cable Loss (dB) + Antenna Factor (dB/m) - Pre_Amplifier Gain (dB)



Site: AC1	Time: 2017/09/09 - 04:42
Limit: FCC_Part15.407_RE(3m)	Engineer: Kevin Ker
Probe: BBHA9120D_1GHz_18GHz_TW	Polarity: Horizontal
EUT: ACCESS POINT - Directional Antenna (MT-484052/NVH)	Power: POE (DC 57V)
Test Mode: Transmit by 802.11ac-VHT80+80 at Channel 5775MHz Ant 0 + 1 / Ant 0 + 1 + 2 + 3 (CDD Mode)	



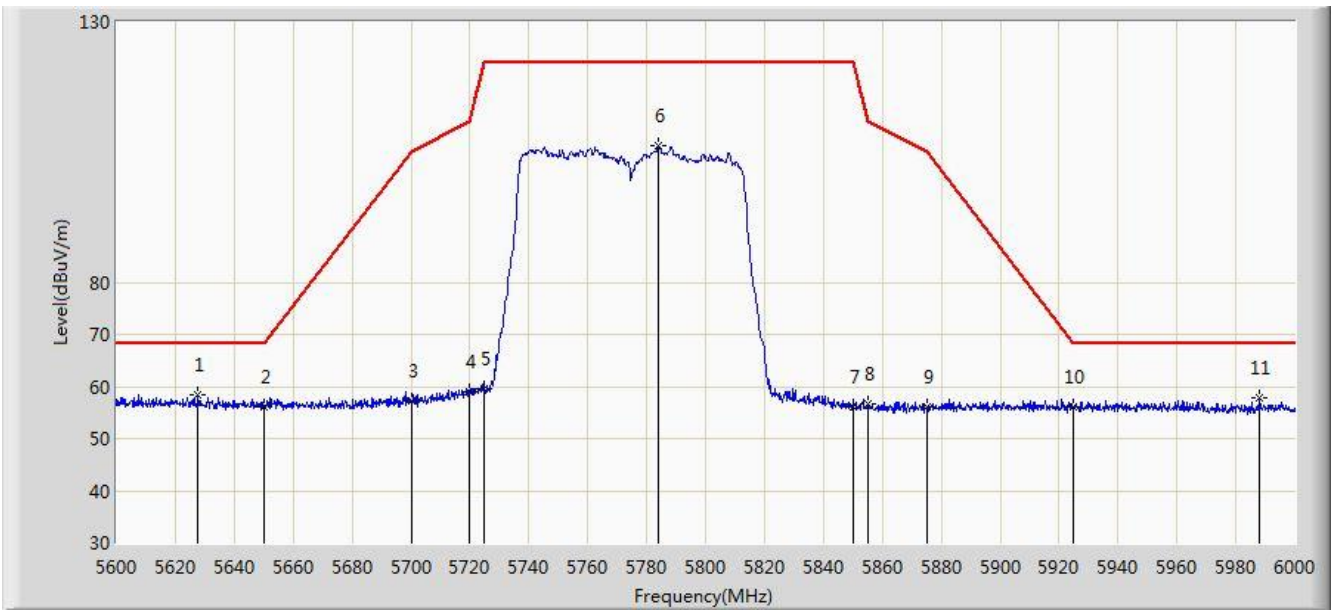
No	Flag	Mark	Frequency (MHz)	Measure Level (dBuV/m)	Reading Level (dBuV)	Over Limit (dB)	Limit (dBuV/m)	Factor (dB)	Type
1		*	5631.800	57.188	52.574	-11.012	68.200	4.614	PK
2			5650.000	54.918	50.247	-13.282	68.200	4.671	PK
3			5700.000	55.219	50.341	-49.981	105.200	4.878	PK
4			5720.000	57.482	52.485	-53.318	110.800	4.997	PK
5			5725.000	55.359	50.330	-66.841	122.200	5.029	PK
6			5740.400	98.134	93.007	N/A	N/A	5.127	PK
7			5850.000	55.316	49.590	-66.884	122.200	5.726	PK
8			5855.000	54.405	48.659	-56.395	110.800	5.746	PK
9			5875.000	54.247	48.427	-50.953	105.200	5.820	PK
10			5954.800	57.025	50.990	-11.175	68.200	6.035	PK

Note: Measure Level (dBμV/m) = Reading Level (dBμV) + Factor (dB)

Factor (dB) = Cable Loss (dB) + Antenna Factor (dB/m) - Pre_Amplifier Gain (dB)



Site: AC1	Time: 2017/09/09 - 04:43
Limit: FCC_Part15.407_RE(3m)	Engineer: Kevin Ker
Probe: BBHA9120D_1GHz_18GHz_TW	Polarity: Vertical
EUT: ACCESS POINT - Directional Antenna (MT-484052/NVH)	Power: POE (DC 57V)
Test Mode: Transmit by 802.11ac-VHT80+80 at Channel 5775MHz Ant 0 + 1 / Ant 0 + 1 + 2 + 3 (CDD Mode)	



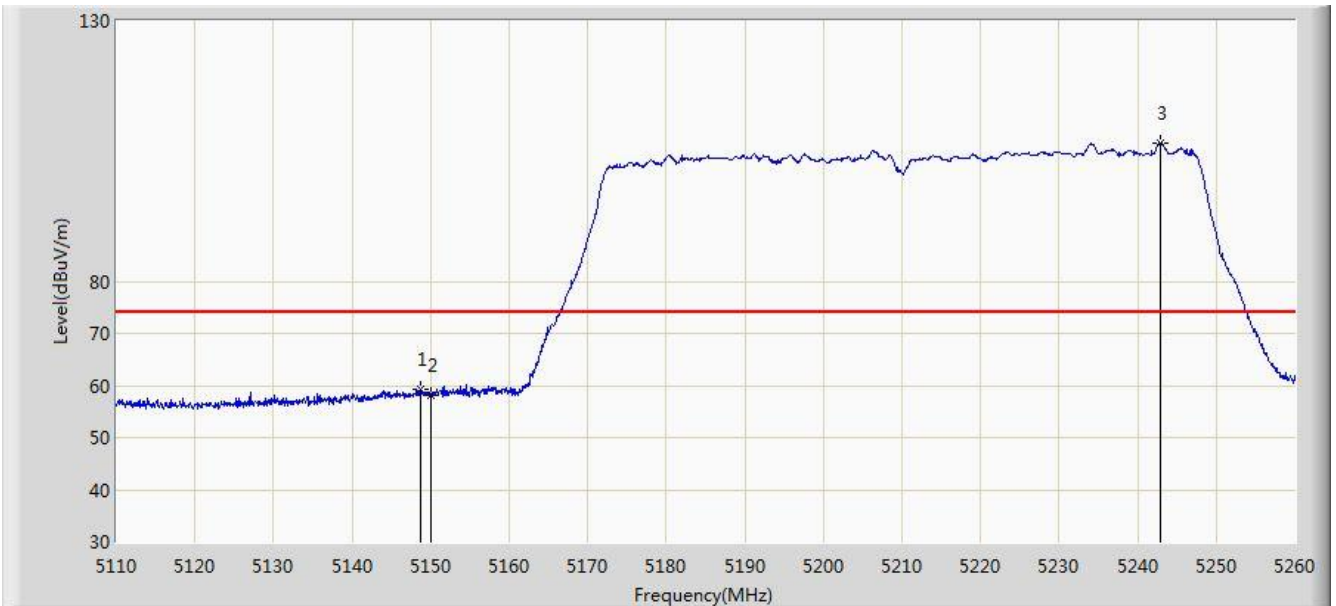
No	Flag	Mark	Frequency (MHz)	Measure Level (dBuV/m)	Reading Level (dBuV)	Over Limit (dB)	Limit (dBuV/m)	Factor (dB)	Type
1		*	5627.800	58.501	53.898	-9.699	68.200	4.603	PK
2			5650.000	56.062	51.391	-12.138	68.200	4.671	PK
3			5700.000	57.126	52.248	-48.074	105.200	4.878	PK
4			5720.000	58.849	53.852	-51.951	110.800	4.997	PK
5			5725.000	59.463	54.434	-62.737	122.200	5.029	PK
6			5784.200	106.185	100.822	N/A	N/A	5.363	PK
7			5850.000	56.120	50.394	-66.080	122.200	5.726	PK
8			5855.000	56.529	50.783	-54.271	110.800	5.746	PK
9			5875.000	56.023	50.203	-49.177	105.200	5.820	PK
10			5925.000	56.145	50.179	-12.055	68.200	5.967	PK
11			5988.200	57.683	51.592	-10.517	68.200	6.091	PK

Note: Measure Level (dBuV/m) = Reading Level (dBuV) + Factor (dB)

Factor (dB) = Cable Loss (dB) + Antenna Factor (dB/m) - Pre_Amplifier Gain (dB)



Site: AC1	Time: 2017/09/09 - 03:50
Limit: FCC_Part15.209_RE(3m)	Engineer: Kevin Ker
Probe: BBHA9120D_1GHz_18GHz_TW	Polarity: Horizontal
EUT: ACCESS POINT - Directional Antenna (MT-484052/NVH)	Power: POE (DC 57V)
Test Mode: Transmit by 802.11ac-VHT80+80 at Channel 5210MHz Ant 2 + 3 / Ant 0 + 1 + 2 + 3 (CDD Mode)	



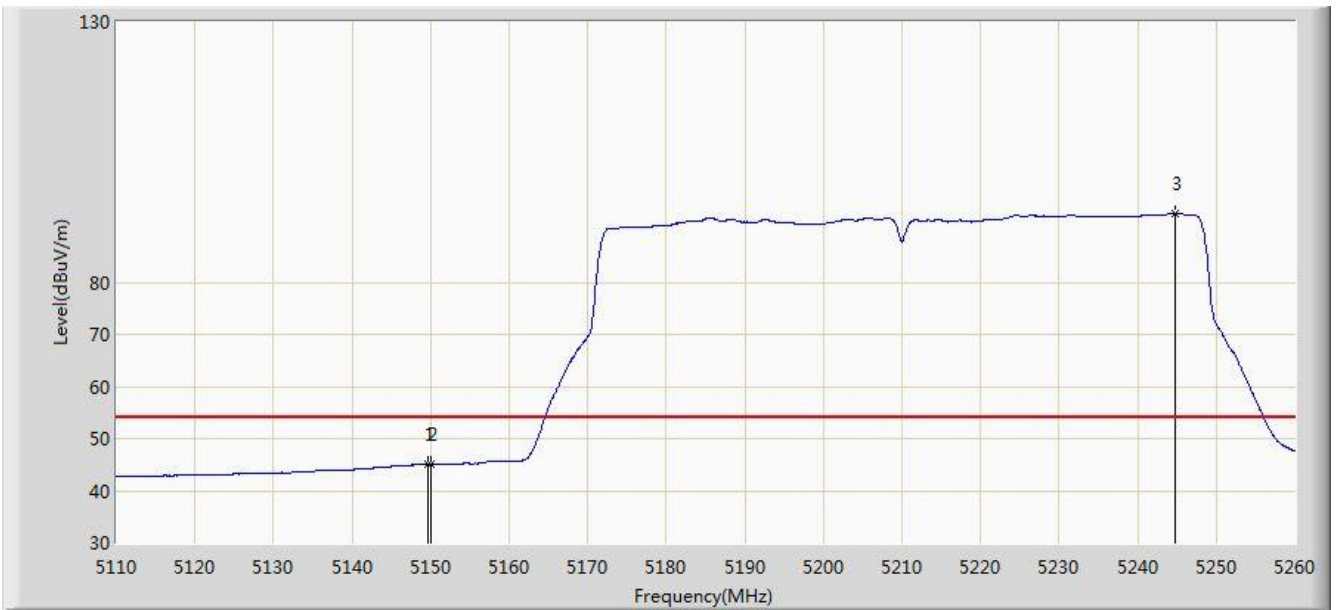
No	Flag	Mark	Frequency (MHz)	Measure Level (dBuV/m)	Reading Level (dBuV)	Over Limit (dB)	Limit (dBuV/m)	Factor (dB)	Type
1			5148.775	59.337	55.164	-14.663	74.000	4.174	PK
2			5150.000	58.159	53.990	-15.841	74.000	4.170	PK
3		*	5242.900	106.503	102.631	N/A	N/A	3.871	PK

Note: Measure Level (dBμV/m) = Reading Level (dBμV) + Factor (dB)

Factor (dB) = Cable Loss (dB) + Antenna Factor (dB/m) - Pre_Amplifier Gain (dB)



Site: AC1	Time: 2017/09/09 - 03:56
Limit: FCC_Part15.209_RE(3m)	Engineer: Kevin Ker
Probe: BBHA9120D_1GHz_18GHz_TW	Polarity: Horizontal
EUT: ACCESS POINT - Directional Antenna (MT-484052/NVH)	Power: POE (DC 57V)
Test Mode: Transmit by 802.11ac-VHT80+80 at Channel 5210MHz Ant 2 + 3 / Ant 0 + 1 + 2 + 3 (CDD Mode)	



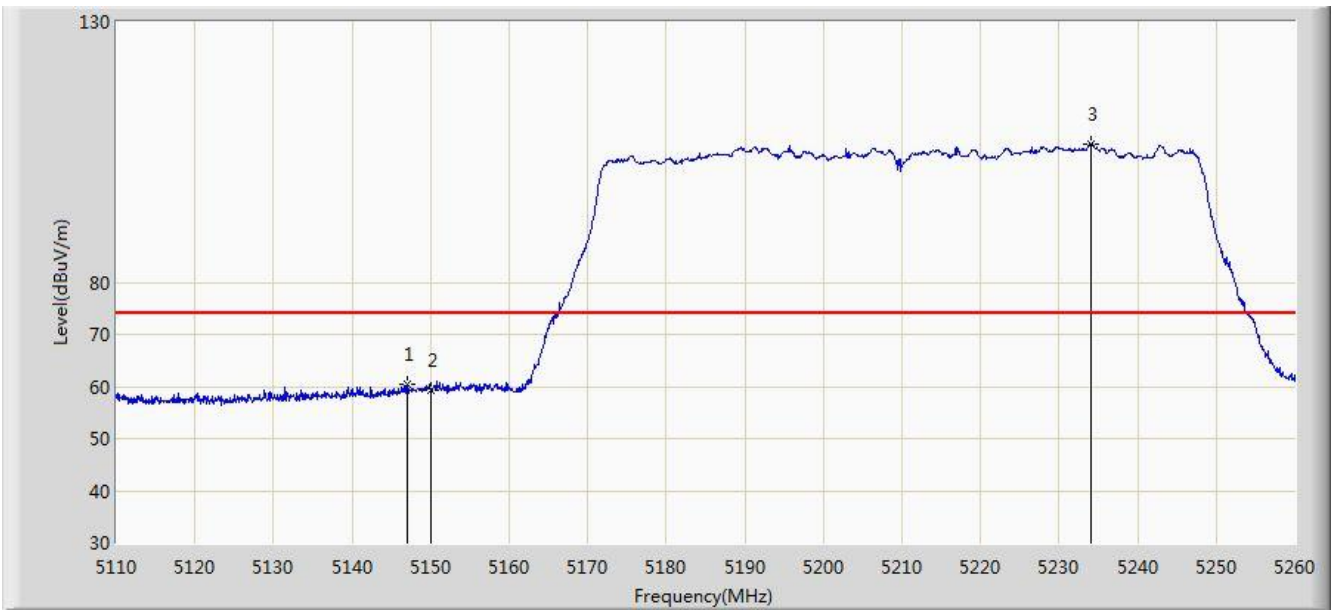
No	Flag	Mark	Frequency (MHz)	Measure Level (dBuV/m)	Reading Level (dBuV)	Over Limit (dB)	Limit (dBuV/m)	Factor (dB)	Type
1			5149.750	45.060	40.890	-8.940	54.000	4.170	AV
2			5150.000	45.013	40.844	-8.987	54.000	4.170	AV
3		*	5244.700	93.239	89.373	N/A	N/A	3.867	AV

Note: Measure Level (dBμV/m) = Reading Level (dBμV) + Factor (dB)

Factor (dB) = Cable Loss (dB) + Antenna Factor (dB/m) - Pre_Amplifier Gain (dB)



Site: AC1	Time: 2017/09/09 - 03:59
Limit: FCC_Part15.209_RE(3m)	Engineer: Kevin Ker
Probe: BBHA9120D_1GHz_18GHz_TW	Polarity: Vertical
EUT: ACCESS POINT - Directional Antenna (MT-484052/NVH)	Power: POE (DC 57V)
Test Mode: Transmit by 802.11ac-VHT80+80 at Channel 5210MHz Ant 2 + 3 / Ant 0 + 1 + 2 + 3 (CDD Mode)	



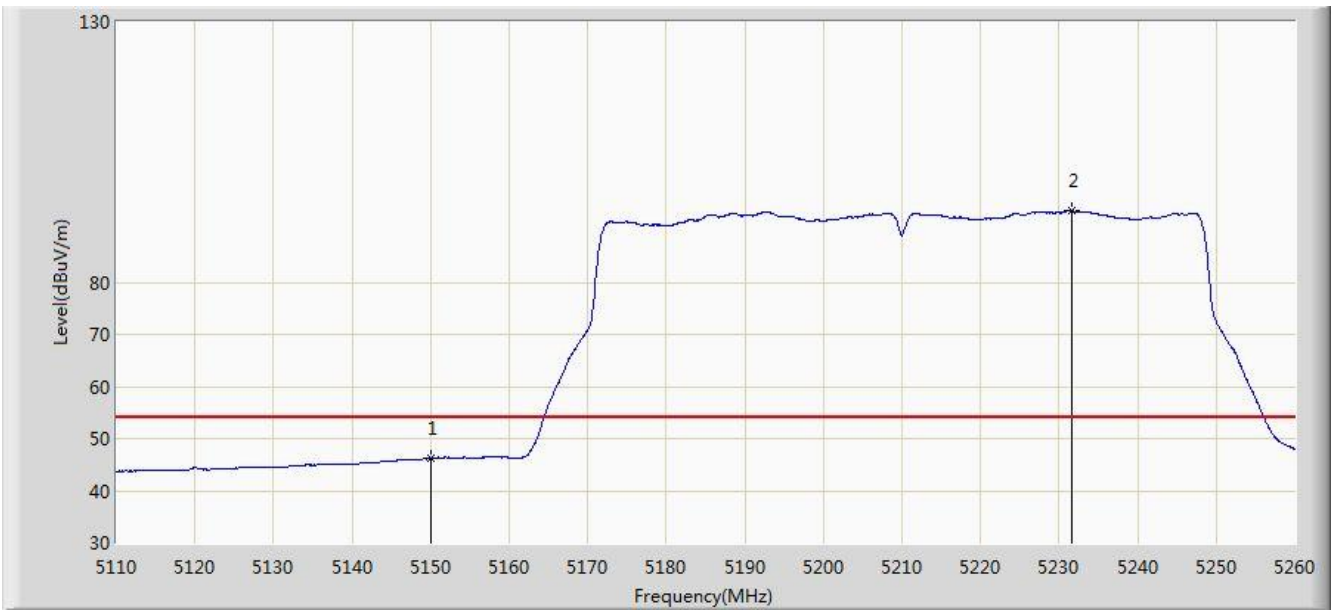
No	Flag	Mark	Frequency (MHz)	Measure Level (dBuV/m)	Reading Level (dBuV)	Over Limit (dB)	Limit (dBuV/m)	Factor (dB)	Type
1			5146.975	60.444	56.268	-13.556	74.000	4.176	PK
2			5150.000	59.322	55.153	-14.678	74.000	4.170	PK
3		*	5234.125	106.647	102.750	N/A	N/A	3.898	PK

Note: Measure Level (dBμV/m) = Reading Level (dBμV) + Factor (dB)

Factor (dB) = Cable Loss (dB) + Antenna Factor (dB/m) - Pre_Amplifier Gain (dB)



Site: AC1	Time: 2017/09/09 - 04:00
Limit: FCC_Part15.209_RE(3m)	Engineer: Kevin Ker
Probe: BBHA9120D_1GHz_18GHz_TW	Polarity: Vertical
EUT: ACCESS POINT - Directional Antenna (MT-484052/NVH)	Power: POE (DC 57V)
Test Mode: Transmit by 802.11ac-VHT80+80 at Channel 5210MHz Ant 2 + 3 / Ant 0 + 1 + 2 + 3 (CDD Mode)	



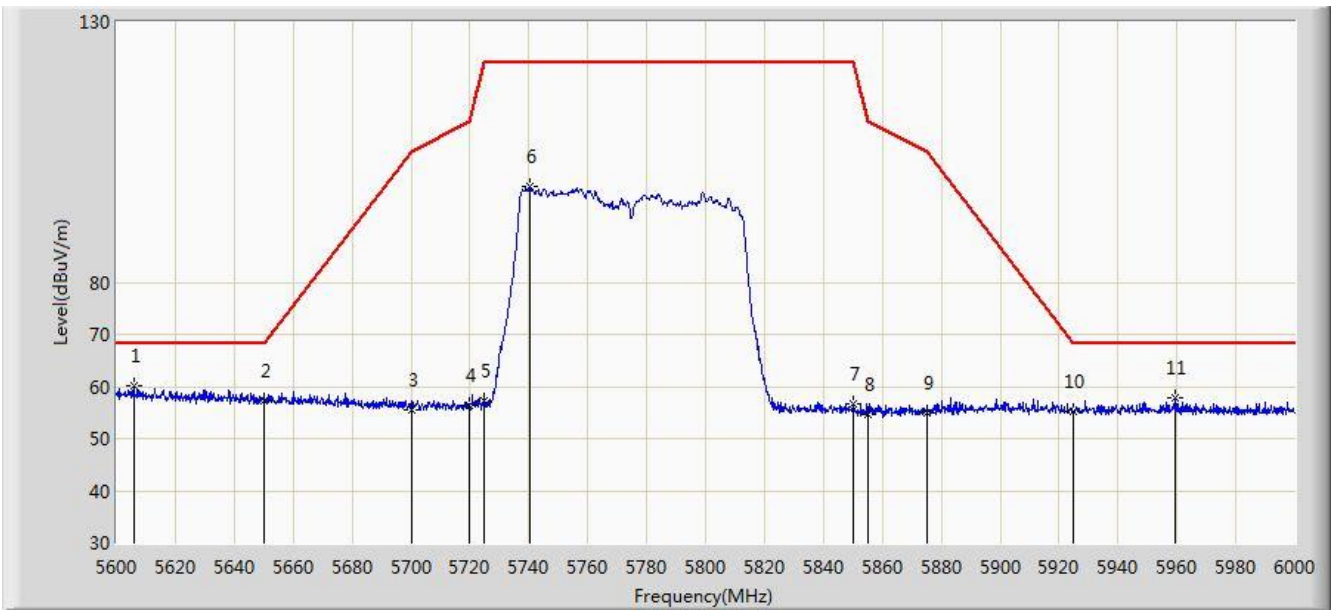
No	Flag	Mark	Frequency (MHz)	Measure Level (dBuV/m)	Reading Level (dBuV)	Over Limit (dB)	Limit (dBuV/m)	Factor (dB)	Type
1			5150.000	46.218	42.049	-7.782	54.000	4.170	AV
2		*	5231.575	93.716	89.811	N/A	N/A	3.905	AV

Note: Measure Level (dB μ V/m) = Reading Level (dB μ V) + Factor (dB)

Factor (dB) = Cable Loss (dB) + Antenna Factor (dB/m) - Pre_Amplifier Gain (dB)



Site: AC1	Time: 2017/09/09 - 04:59
Limit: FCC_Part15.407_RE(3m)	Engineer: Kevin Ker
Probe: BBHA9120D_1GHz_18GHz_TW	Polarity: Horizontal
EUT: ACCESS POINT - Directional Antenna (MT-484052/NVH)	Power: POE (DC 57V)
Test Mode: Transmit by 802.11ac-VHT80+80 at Channel 5775MHz Ant 2 + 3 / Ant 0 + 1 + 2 + 3 (CDD Mode)	



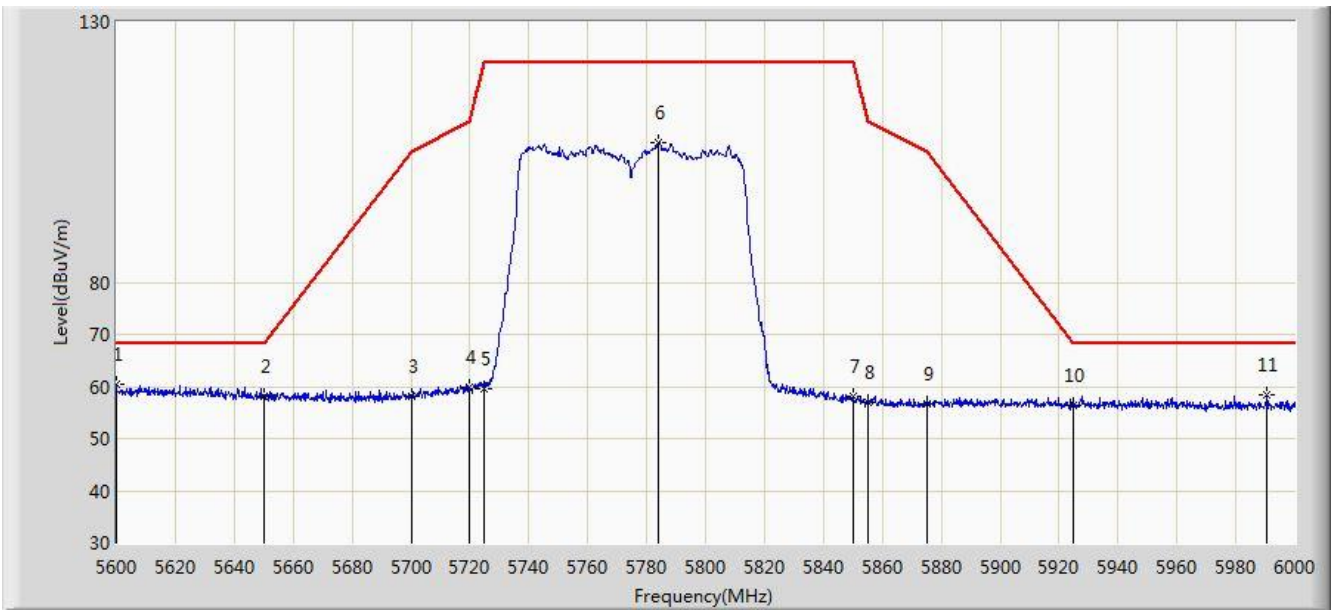
No	Flag	Mark	Frequency (MHz)	Measure Level (dBuV/m)	Reading Level (dBuV)	Over Limit (dB)	Limit (dBuV/m)	Factor (dB)	Type
1		*	5605.800	60.082	55.541	-8.118	68.200	4.540	PK
2			5650.000	57.327	52.656	-10.873	68.200	4.671	PK
3			5700.000	55.449	50.571	-49.751	105.200	4.878	PK
4			5720.000	56.401	51.404	-54.399	110.800	4.997	PK
5			5725.000	57.241	52.212	-64.959	122.200	5.029	PK
6			5740.200	98.371	93.245	N/A	N/A	5.125	PK
7			5850.000	56.769	51.043	-65.431	122.200	5.726	PK
8			5855.000	54.715	48.969	-56.085	110.800	5.746	PK
9			5875.000	54.824	49.004	-50.376	105.200	5.820	PK
10			5925.000	55.105	49.139	-13.095	68.200	5.967	PK
11			5959.200	57.759	51.717	-10.441	68.200	6.042	PK

Note: Measure Level (dBuV/m) = Reading Level (dBuV) + Factor (dB)

Factor (dB) = Cable Loss (dB) + Antenna Factor (dB/m) - Pre_Amplifier Gain (dB)



Site: AC1	Time: 2017/09/09 - 05:00
Limit: FCC_Part15.407_RE(3m)	Engineer: Kevin Ker
Probe: BBHA9120D_1GHz_18GHz_TW	Polarity: Vertical
EUT: ACCESS POINT - Directional Antenna (MT-484052/NVH)	Power: POE (DC 57V)
Test Mode: Transmit by 802.11ac-VHT80+80 at Channel 5775MHz Ant 2 + 3 / Ant 0 + 1 + 2 + 3 (CDD Mode)	



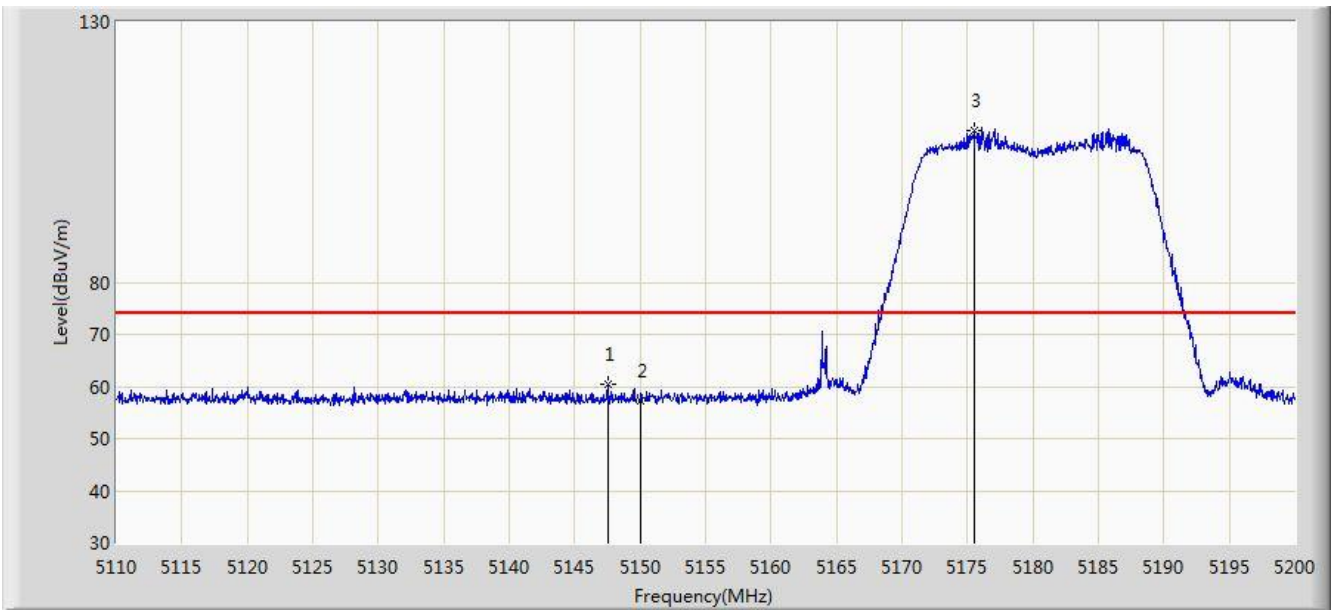
No	Flag	Mark	Frequency (MHz)	Measure Level (dBuV/m)	Reading Level (dBuV)	Over Limit (dB)	Limit (dBuV/m)	Factor (dB)	Type
1		*	5600.000	60.498	55.971	-7.702	68.200	4.528	PK
2			5650.000	58.182	53.511	-10.018	68.200	4.671	PK
3			5700.000	58.239	53.361	-46.961	105.200	4.878	PK
4			5720.000	59.982	54.985	-50.818	110.800	4.997	PK
5			5725.000	59.552	54.523	-62.648	122.200	5.029	PK
6			5784.000	106.943	101.581	N/A	N/A	5.361	PK
7			5850.000	58.048	52.322	-64.152	122.200	5.726	PK
8			5855.000	57.029	51.283	-53.771	110.800	5.746	PK
9			5875.000	56.576	50.756	-48.624	105.200	5.820	PK
10			5925.000	56.513	50.547	-11.687	68.200	5.967	PK
11			5990.600	58.451	52.356	-9.749	68.200	6.095	PK

Note: Measure Level (dBuV/m) = Reading Level (dBuV) + Factor (dB)

Factor (dB) = Cable Loss (dB) + Antenna Factor (dB/m) - Pre_Amplifier Gain (dB)



Site: AC1	Time: 2017/09/05 - 01:50
Limit: FCC_Part15.209_RE(3m)	Engineer: Kevin Ker
Probe: BBHA9120D_1GHz_18GHz_TW	Polarity: Horizontal
EUT: ACCESS POINT - Directional Antenna (MT-484052/NVH)	Power: POE (DC 57V)
Test Mode: Transmit by 802.11n-HT20 at Channel 5180MHz Ant 0 + 1 + 2 + 3 (Beam-Forming Mode)	



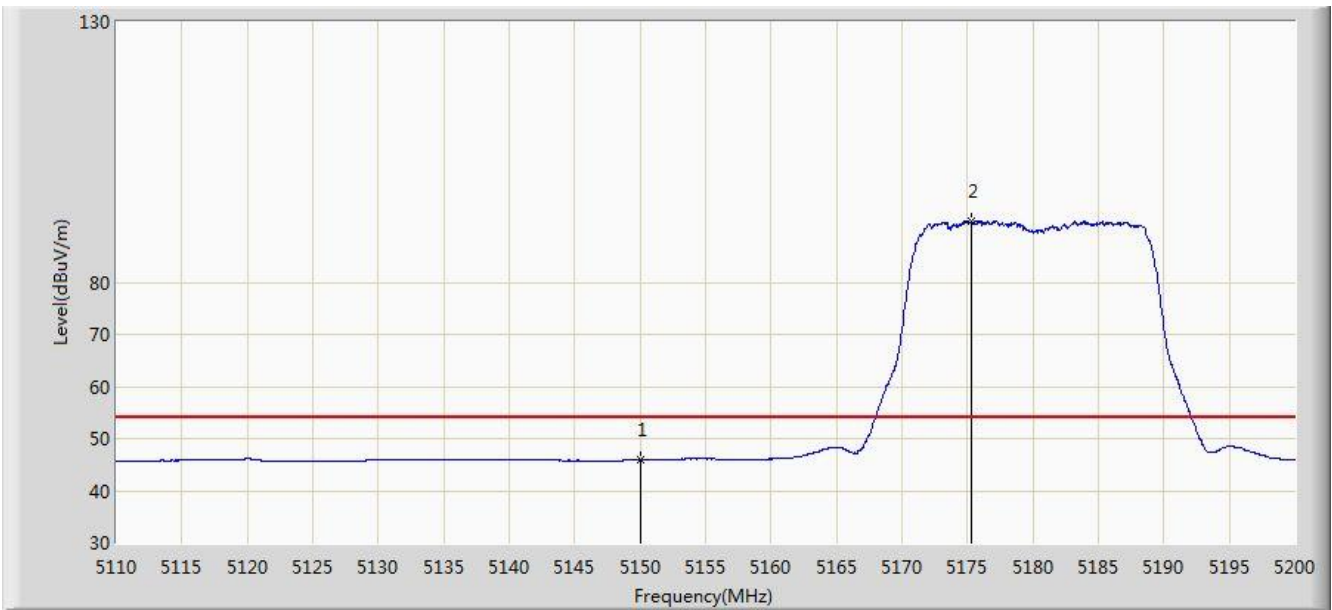
No	Flag	Mark	Frequency (MHz)	Measure Level (dBuV/m)	Reading Level (dBuV)	Over Limit (dB)	Limit (dBuV/m)	Factor (dB)	Type
1			5147.530	60.409	56.233	-13.591	74.000	4.176	PK
2			5150.000	57.292	53.123	-16.708	74.000	4.170	PK
3		*	5175.475	109.180	105.095	N/A	N/A	4.084	PK

Note: Measure Level (dBμV/m) = Reading Level (dBμV) + Factor (dB)

Factor (dB) = Cable Loss (dB) + Antenna Factor (dB/m) - Pre_Amplifier Gain (dB)



Site: AC1	Time: 2017/09/05 - 02:44
Limit: FCC_Part15.209_RE(3m)	Engineer: Kevin Ker
Probe: BBHA9120D_1GHz_18GHz_TW	Polarity: Horizontal
EUT: ACCESS POINT - Directional Antenna (MT-484052/NVH)	Power: POE (DC 57V)
Test Mode: Transmit by 802.11n-HT20 at Channel 5180MHz Ant 0 + 1 + 2 + 3 (Beam-Forming Mode)	



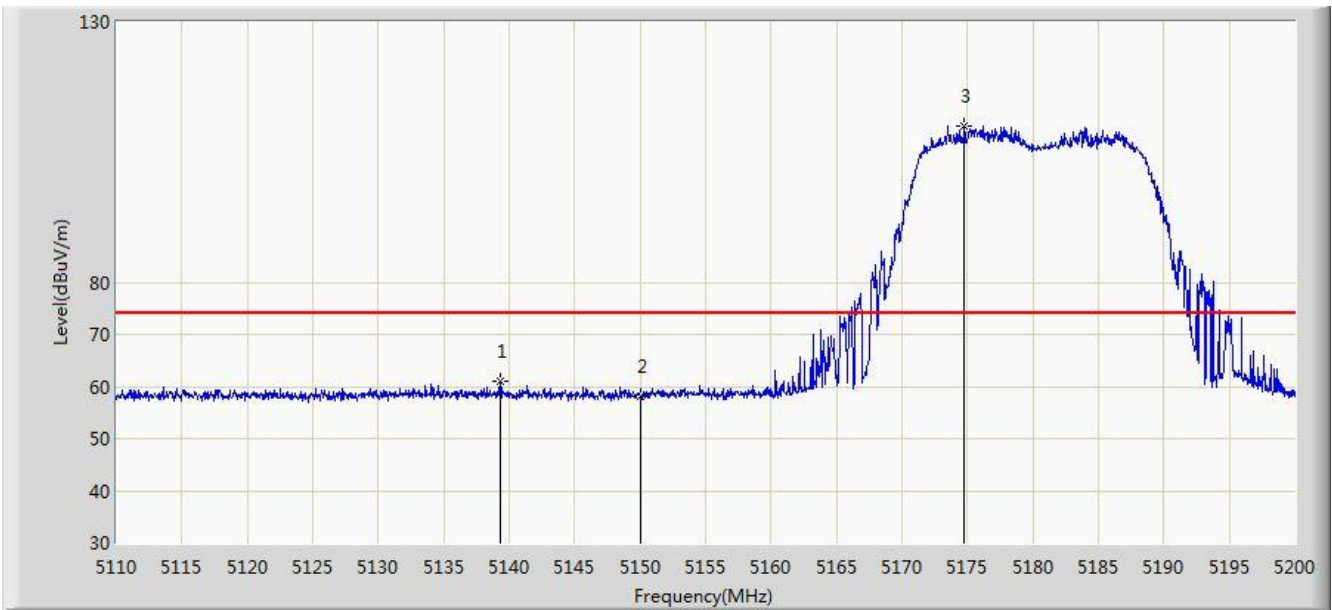
No	Flag	Mark	Frequency (MHz)	Measure Level (dBuV/m)	Reading Level (dBuV)	Over Limit (dB)	Limit (dBuV/m)	Factor (dB)	Type
1			5150.000	45.862	41.693	-8.138	54.000	4.170	AV
2		*	5175.250	91.678	87.592	N/A	N/A	4.085	AV

Note: Measure Level (dBμV/m) = Reading Level (dBμV) + Factor (dB)

Factor (dB) = Cable Loss (dB) + Antenna Factor (dB/m) - Pre_Amplifier Gain (dB)



Site: AC1	Time: 2017/09/05 - 02:46
Limit: FCC_Part15.209_RE(3m)	Engineer: Kevin Ker
Probe: BBHA9120D_1GHz_18GHz_TW	Polarity: Vertical
EUT: ACCESS POINT - Directional Antenna (MT-484052/NVH)	Power: POE (DC 57V)
Test Mode: Transmit by 802.11n-HT20 at Channel 5180MHz Ant 0 + 1 + 2 + 3 (Beam-Forming Mode)	



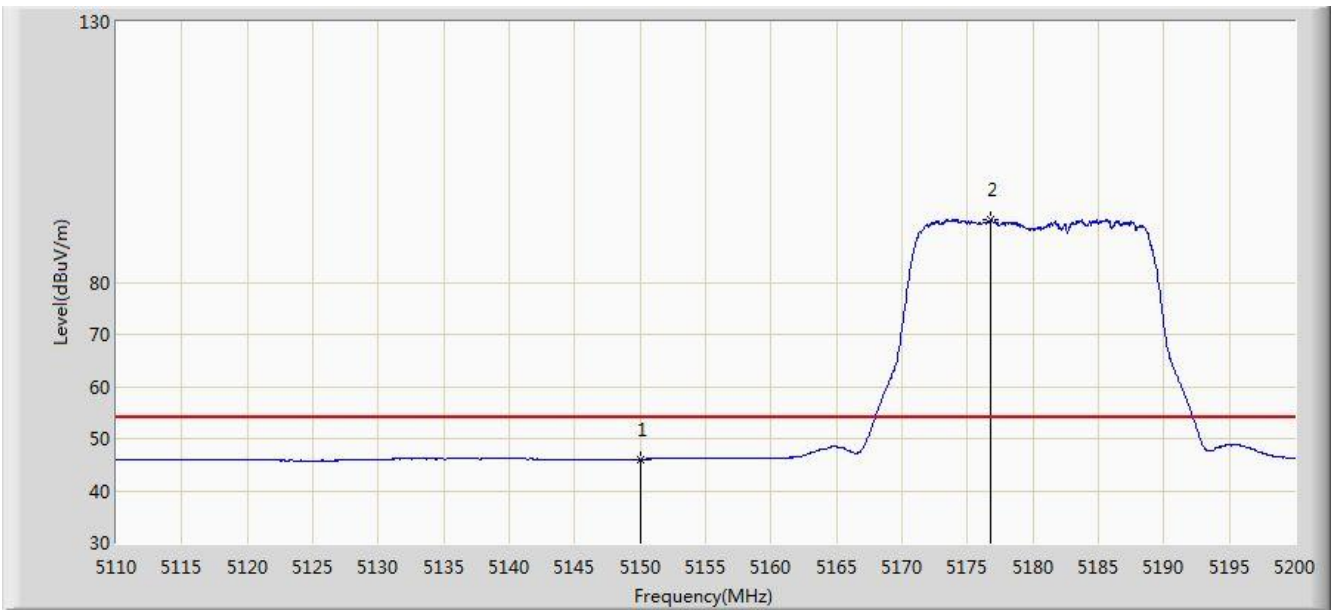
No	Flag	Mark	Frequency (MHz)	Measure Level (dBuV/m)	Reading Level (dBuV)	Over Limit (dB)	Limit (dBuV/m)	Factor (dB)	Type
1			5139.340	60.982	56.807	-13.018	74.000	4.176	PK
2			5150.000	58.189	54.020	-15.811	74.000	4.170	PK
3		*	5174.755	110.039	105.952	N/A	N/A	4.088	PK

Note: Measure Level (dBμV/m) = Reading Level (dBμV) + Factor (dB)

Factor (dB) = Cable Loss (dB) + Antenna Factor (dB/m) - Pre_Amplifier Gain (dB)



Site: AC1	Time: 2017/09/05 - 02:47
Limit: FCC_Part15.209_RE(3m)	Engineer: Kevin Ker
Probe: BBHA9120D_1GHz_18GHz_TW	Polarity: Vertical
EUT: ACCESS POINT - Directional Antenna (MT-484052/NVH)	Power: POE (DC 57V)
Test Mode: Transmit by 802.11n-HT20 at Channel 5180MHz Ant 0 + 1 + 2 + 3 (Beam-Forming Mode)	



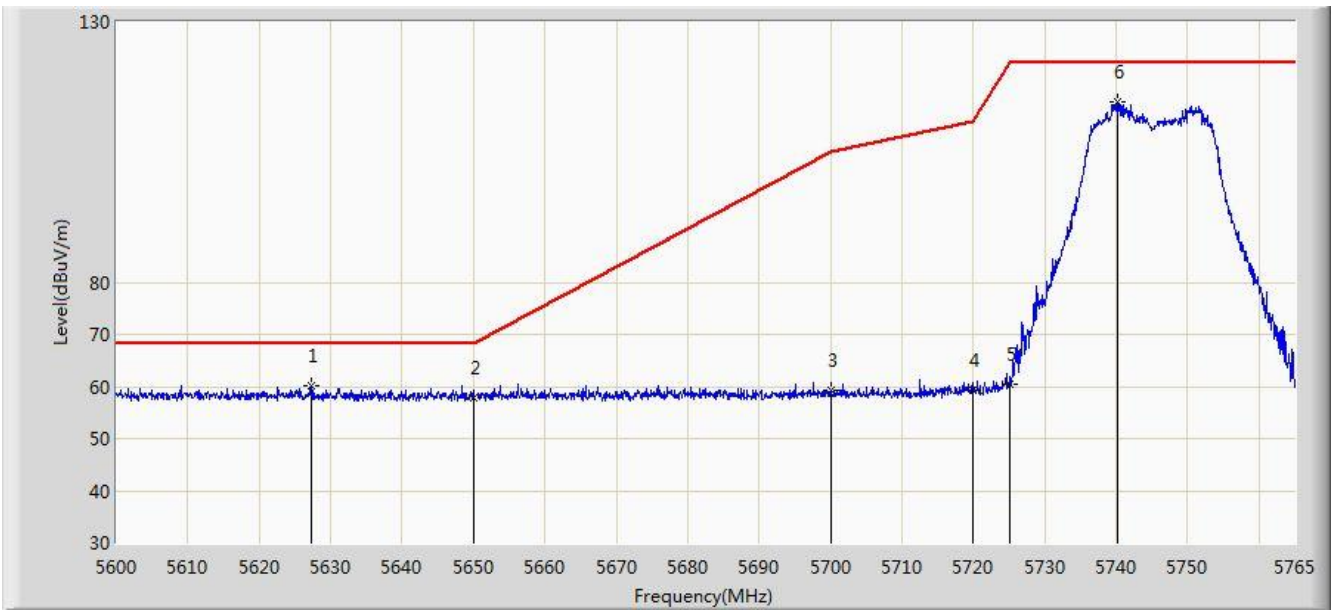
No	Flag	Mark	Frequency (MHz)	Measure Level (dBuV/m)	Reading Level (dBuV)	Over Limit (dB)	Limit (dBuV/m)	Factor (dB)	Type
1			5150.000	46.041	41.872	-7.959	54.000	4.170	AV
2		*	5176.780	92.005	87.925	N/A	N/A	4.081	AV

Note: Measure Level (dBμV/m) = Reading Level (dBμV) + Factor (dB)

Factor (dB) = Cable Loss (dB) + Antenna Factor (dB/m) - Pre_Amplifier Gain (dB)



Site: AC1	Time: 2017/09/05 - 03:20
Limit: FCC_Part15.407_RE(3m)	Engineer: Kevin Ker
Probe: BBHA9120D_1GHz_18GHz_TW	Polarity: Horizontal
EUT: ACCESS POINT - Directional Antenna (MT-484052/NVH)	Power: POE (DC 57V)
Test Mode: Transmit by 802.11n-HT20 at Channel 5745MHz Ant 0 + 1 + 2 + 3 (Beam-Forming Mode)	



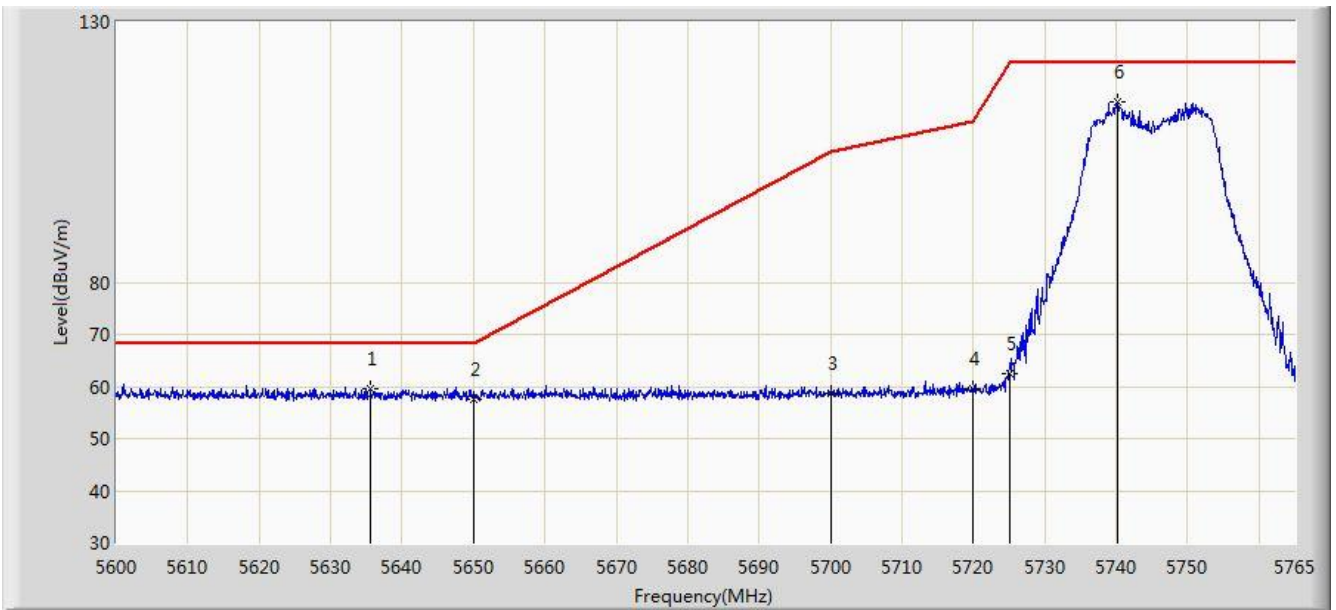
No	Flag	Mark	Frequency (MHz)	Measure Level (dBuV/m)	Reading Level (dBuV)	Over Limit (dB)	Limit (dBuV/m)	Factor (dB)	Type
1			5627.225	60.114	55.513	-8.086	68.200	4.601	PK
2			5650.000	57.964	53.293	-10.236	68.200	4.671	PK
3			5700.000	59.137	54.259	-46.063	105.200	4.878	PK
4			5720.000	59.330	54.333	-51.470	110.800	4.997	PK
5			5725.000	60.349	55.320	-61.851	122.200	5.029	PK
6		*	5740.250	114.696	109.570	N/A	N/A	5.127	PK

Note: Measure Level (dBμV/m) = Reading Level (dBμV) + Factor (dB)

Factor (dB) = Cable Loss (dB) + Antenna Factor (dB/m) - Pre_Amplifier Gain (dB)



Site: AC1	Time: 2017/09/05 - 03:21
Limit: FCC_Part15.407_RE(3m)	Engineer: Kevin Ker
Probe: BBHA9120D_1GHz_18GHz_TW	Polarity: Vertical
EUT: ACCESS POINT - Directional Antenna (MT-484052/NVH)	Power: POE (DC 57V)
Test Mode: Transmit by 802.11n-HT20 at Channel 5745MHz Ant 0 + 1 + 2 + 3 (Beam-Forming Mode)	



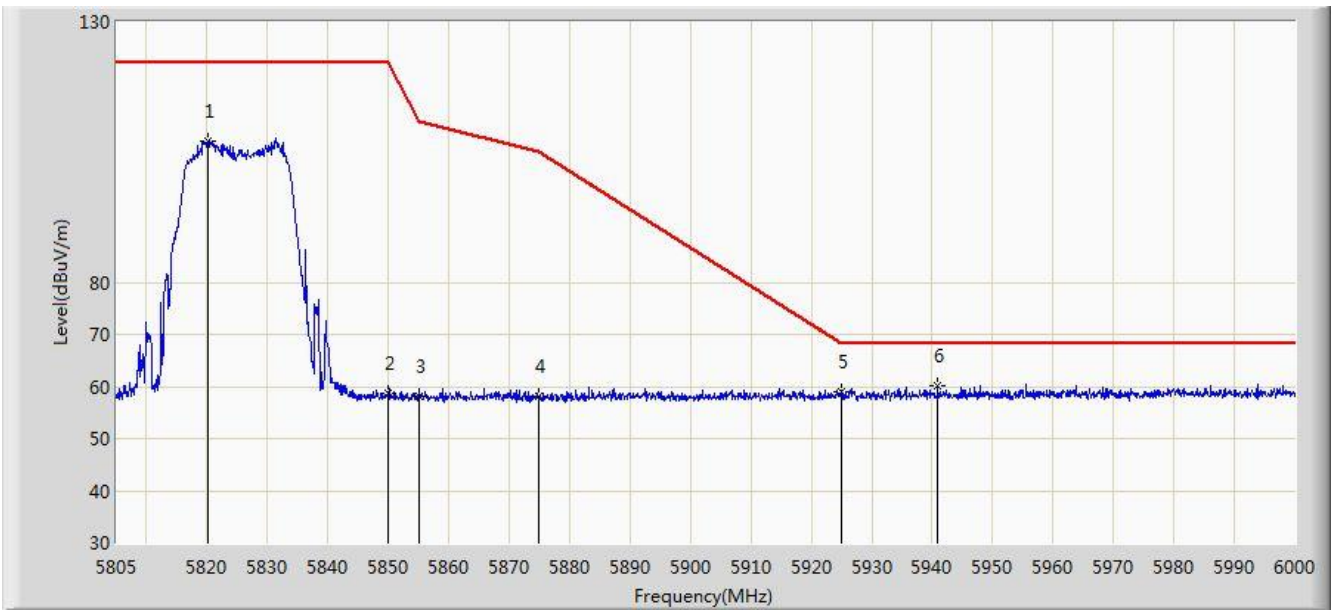
No	Flag	Mark	Frequency (MHz)	Measure Level (dBuV/m)	Reading Level (dBuV)	Over Limit (dB)	Limit (dBuV/m)	Factor (dB)	Type
1			5635.640	59.439	54.814	-8.761	68.200	4.625	PK
2			5650.000	57.598	52.927	-10.602	68.200	4.671	PK
3			5700.000	58.834	53.956	-46.366	105.200	4.878	PK
4			5720.000	59.676	54.679	-51.124	110.800	4.997	PK
5			5725.000	62.558	57.529	-59.642	122.200	5.029	PK
6		*	5740.167	114.661	109.535	N/A	N/A	5.125	PK

Note: Measure Level (dBμV/m) = Reading Level (dBμV) + Factor (dB)

Factor (dB) = Cable Loss (dB) + Antenna Factor (dB/m) - Pre_Amplifier Gain (dB)



Site: AC1	Time: 2017/09/05 - 03:23
Limit: FCC_Part15.407_RE(3m)	Engineer: Kevin Ker
Probe: BBHA9120D_1GHz_18GHz_TW	Polarity: Horizontal
EUT: ACCESS POINT - Directional Antenna (MT-484052/NVH)	Power: POE (DC 57V)
Test Mode: Transmit by 802.11n-HT20 at Channel 5825MHz Ant 0 + 1 + 2 + 3 (Beam-Forming Mode)	



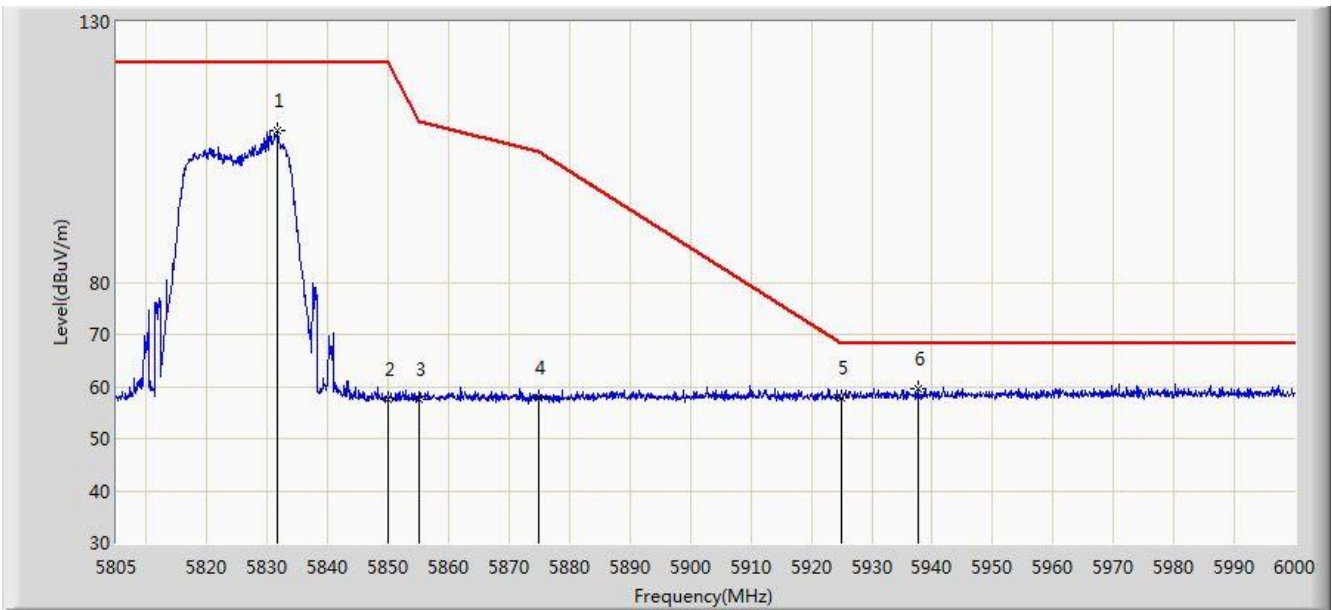
No	Flag	Mark	Frequency (MHz)	Measure Level (dBuV/m)	Reading Level (dBuV)	Over Limit (dB)	Limit (dBuV/m)	Factor (dB)	Type
1			5820.210	107.218	101.658	N/A	N/A	5.559	PK
2			5850.000	58.730	53.004	-63.470	122.200	5.726	PK
3			5855.000	58.180	52.434	-52.620	110.800	5.746	PK
4			5875.000	58.237	52.417	-46.963	105.200	5.820	PK
5			5925.000	59.075	53.109	-9.125	68.200	5.967	PK
6		*	5940.915	60.076	54.070	-8.124	68.200	6.006	PK

Note: Measure Level (dBμV/m) = Reading Level (dBμV) + Factor (dB)

Factor (dB) = Cable Loss (dB) + Antenna Factor (dB/m) - Pre_Amplifier Gain (dB)



Site: AC1	Time: 2017/09/05 - 03:25
Limit: FCC_Part15.407_RE(3m)	Engineer: Kevin Ker
Probe: BBHA9120D_1GHz_18GHz_TW	Polarity: Vertical
EUT: ACCESS POINT - Directional Antenna (MT-484052/NVH)	Power: POE (DC 57V)
Test Mode: Transmit by 802.11n-HT20 at Channel 5825MHz Ant 0 + 1 + 2 + 3 (Beam-Forming Mode)	



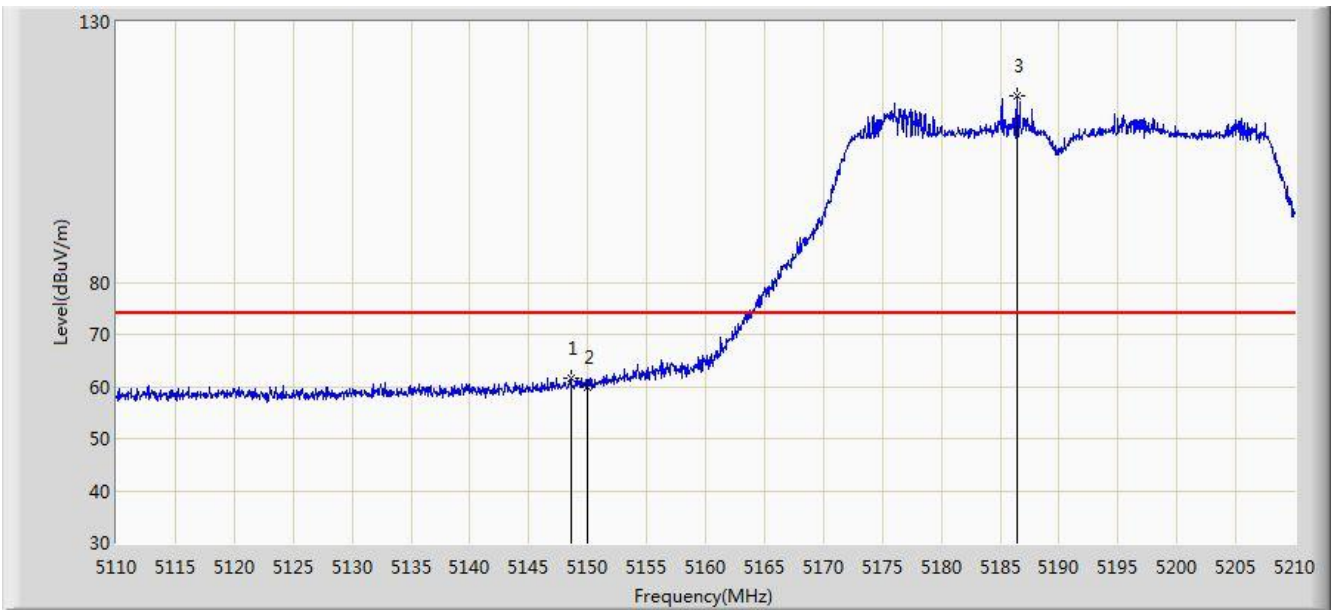
No	Flag	Mark	Frequency (MHz)	Measure Level (dBuV/m)	Reading Level (dBuV)	Over Limit (dB)	Limit (dBuV/m)	Factor (dB)	Type
1			5831.618	109.244	103.617	N/A	N/A	5.627	PK
2			5850.000	57.541	51.815	-64.659	122.200	5.726	PK
3			5855.000	57.442	51.696	-53.358	110.800	5.746	PK
4			5875.000	57.835	52.015	-47.365	105.200	5.820	PK
5			5925.000	57.805	51.839	-10.395	68.200	5.967	PK
6		*	5937.795	59.706	53.708	-8.494	68.200	5.998	PK

Note: Measure Level (dBμV/m) = Reading Level (dBμV) + Factor (dB)

Factor (dB) = Cable Loss (dB) + Antenna Factor (dB/m) - Pre_Amplifier Gain (dB)



Site: AC1	Time: 2017/09/05 - 03:26
Limit: FCC_Part15.209_RE(3m)	Engineer: Kevin Ker
Probe: BBHA9120D_1GHz_18GHz_TW	Polarity: Horizontal
EUT: ACCESS POINT - Directional Antenna (MT-484052/NVH)	Power: POE (DC 57V)
Test Mode: Transmit by 802.11n-HT40 at Channel 5190MHz Ant 0 + 1 + 2 + 3 (Beam-Forming Mode)	



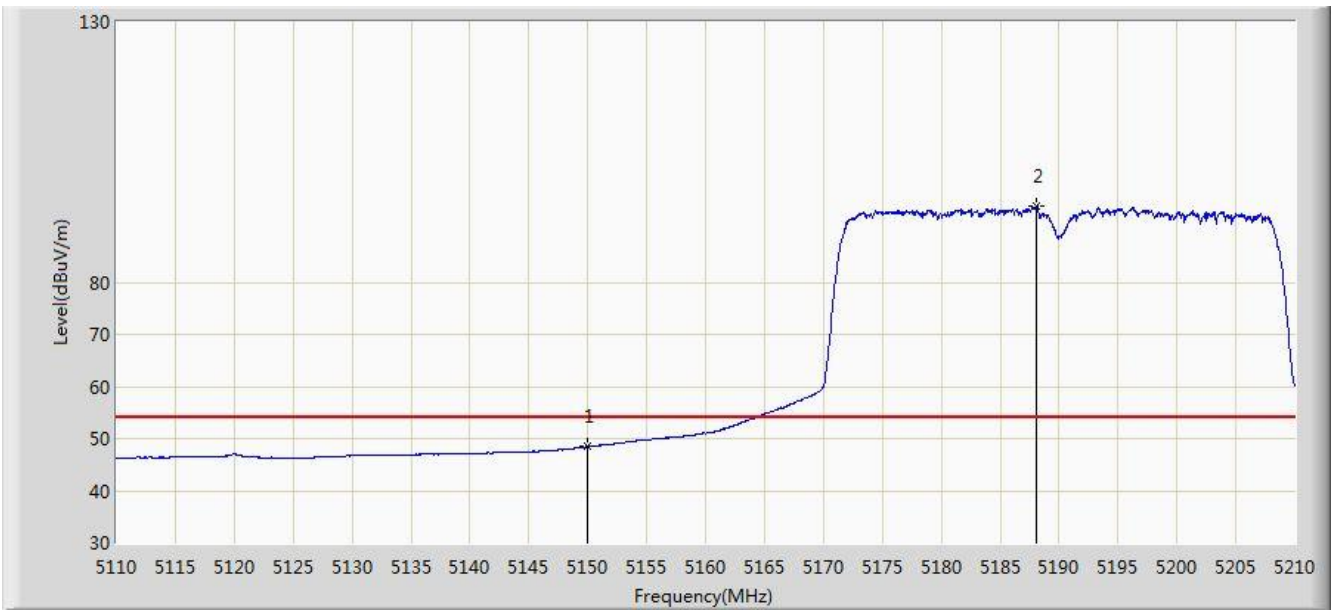
No	Flag	Mark	Frequency (MHz)	Measure Level (dBuV/m)	Reading Level (dBuV)	Over Limit (dB)	Limit (dBuV/m)	Factor (dB)	Type
1			5148.550	61.605	57.431	-12.395	74.000	4.173	PK
2			5150.000	59.778	55.609	-14.222	74.000	4.170	PK
3		*	5186.450	115.700	111.654	N/A	N/A	4.046	PK

Note: Measure Level (dBμV/m) = Reading Level (dBμV) + Factor (dB)

Factor (dB) = Cable Loss (dB) + Antenna Factor (dB/m) - Pre_Amplifier Gain (dB)



Site: AC1	Time: 2017/09/05 - 03:32
Limit: FCC_Part15.209_RE(3m)	Engineer: Kevin Ker
Probe: BBHA9120D_1GHz_18GHz_TW	Polarity: Horizontal
EUT: ACCESS POINT - Directional Antenna (MT-484052/NVH)	Power: POE (DC 57V)
Test Mode: Transmit by 802.11n-HT40 at Channel 5190MHz Ant 0 + 1 + 2 + 3 (Beam-Forming Mode)	



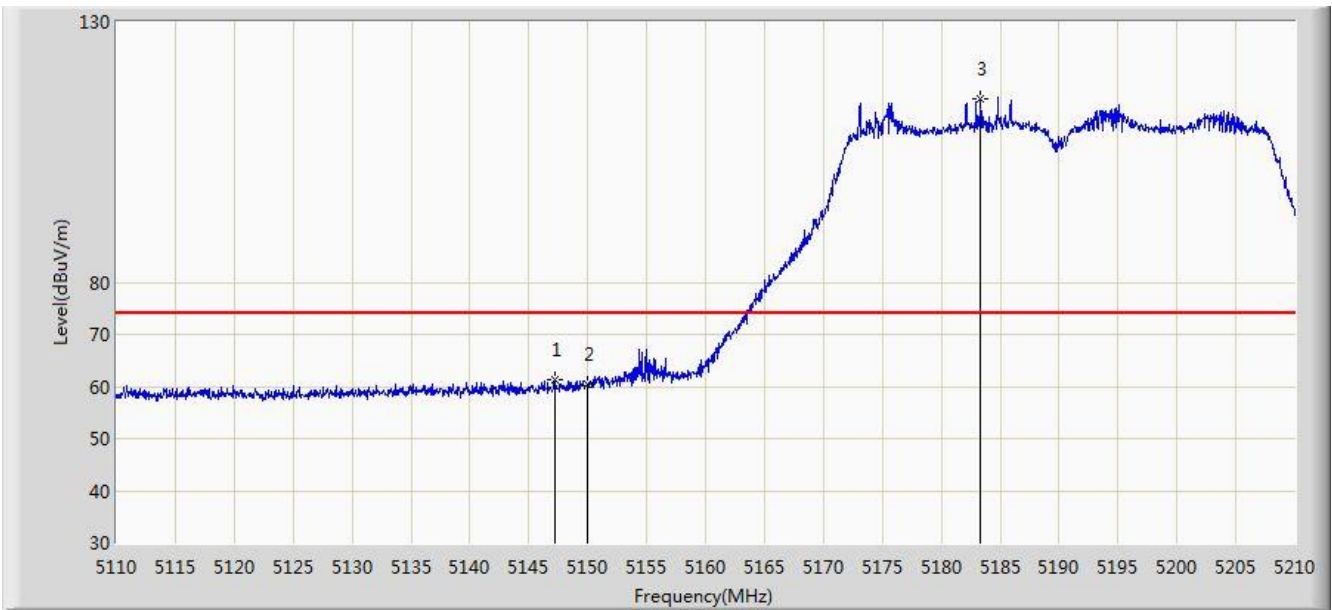
No	Flag	Mark	Frequency (MHz)	Measure Level (dBuV/m)	Reading Level (dBuV)	Over Limit (dB)	Limit (dBuV/m)	Factor (dB)	Type
1			5150.000	48.501	44.332	-5.499	54.000	4.170	AV
2		*	5188.050	94.549	90.509	N/A	N/A	4.040	AV

Note: Measure Level (dBμV/m) = Reading Level (dBμV) + Factor (dB)

Factor (dB) = Cable Loss (dB) + Antenna Factor (dB/m) - Pre_Amplifier Gain (dB)



Site: AC1	Time: 2017/09/05 - 03:33
Limit: FCC_Part15.209_RE(3m)	Engineer: Kevin Ker
Probe: BBHA9120D_1GHz_18GHz_TW	Polarity: Vertical
EUT: ACCESS POINT - Directional Antenna (MT-484052/NVH)	Power: POE (DC 57V)
Test Mode: Transmit by 802.11n-HT40 at Channel 5190MHz Ant 0 + 1 + 2 + 3 (Beam-Forming Mode)	



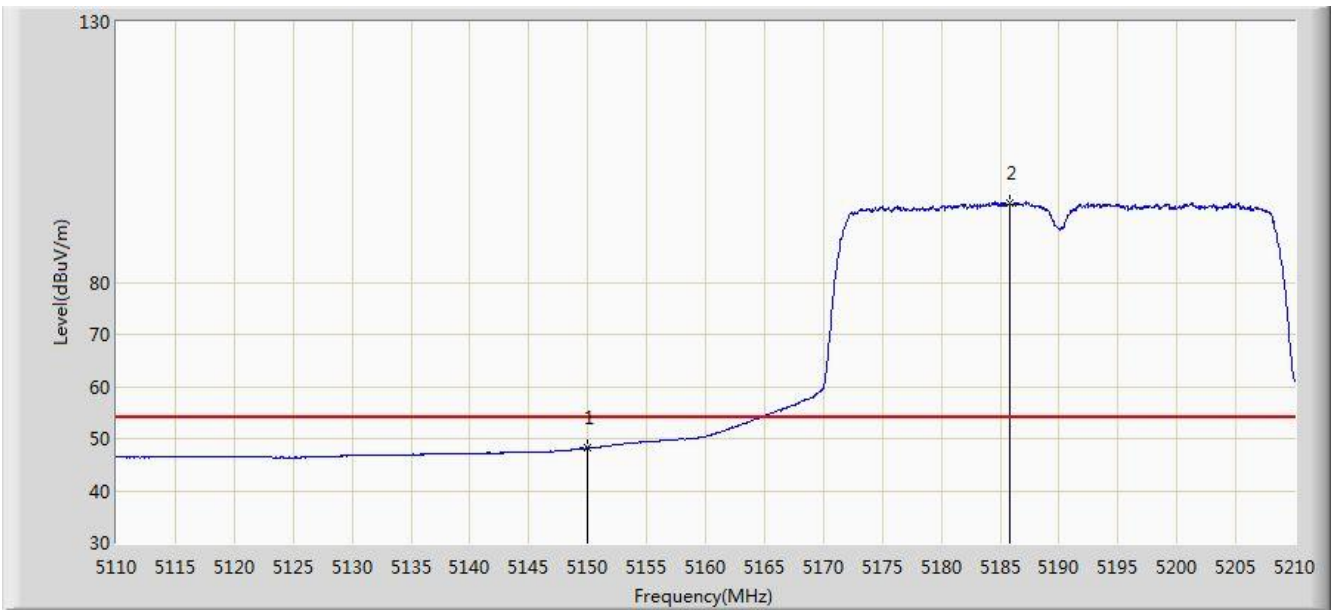
No	Flag	Mark	Frequency (MHz)	Measure Level (dBuV/m)	Reading Level (dBuV)	Over Limit (dB)	Limit (dBuV/m)	Factor (dB)	Type
1			5147.200	61.260	57.084	-12.740	74.000	4.176	PK
2			5150.000	60.322	56.153	-13.678	74.000	4.170	PK
3		*	5183.300	115.286	111.229	N/A	N/A	4.057	PK

Note: Measure Level (dBμV/m) = Reading Level (dBμV) + Factor (dB)

Factor (dB) = Cable Loss (dB) + Antenna Factor (dB/m) - Pre_Amplifier Gain (dB)



Site: AC1	Time: 2017/09/05 - 03:33
Limit: FCC_Part15.209_RE(3m)	Engineer: Kevin Ker
Probe: BBHA9120D_1GHz_18GHz_TW	Polarity: Vertical
EUT: ACCESS POINT - Directional Antenna (MT-484052/NVH)	Power: POE (DC 57V)
Test Mode: Transmit by 802.11n-HT40 at Channel 5190MHz Ant 0 + 1 + 2 + 3 (Beam-Forming Mode)	



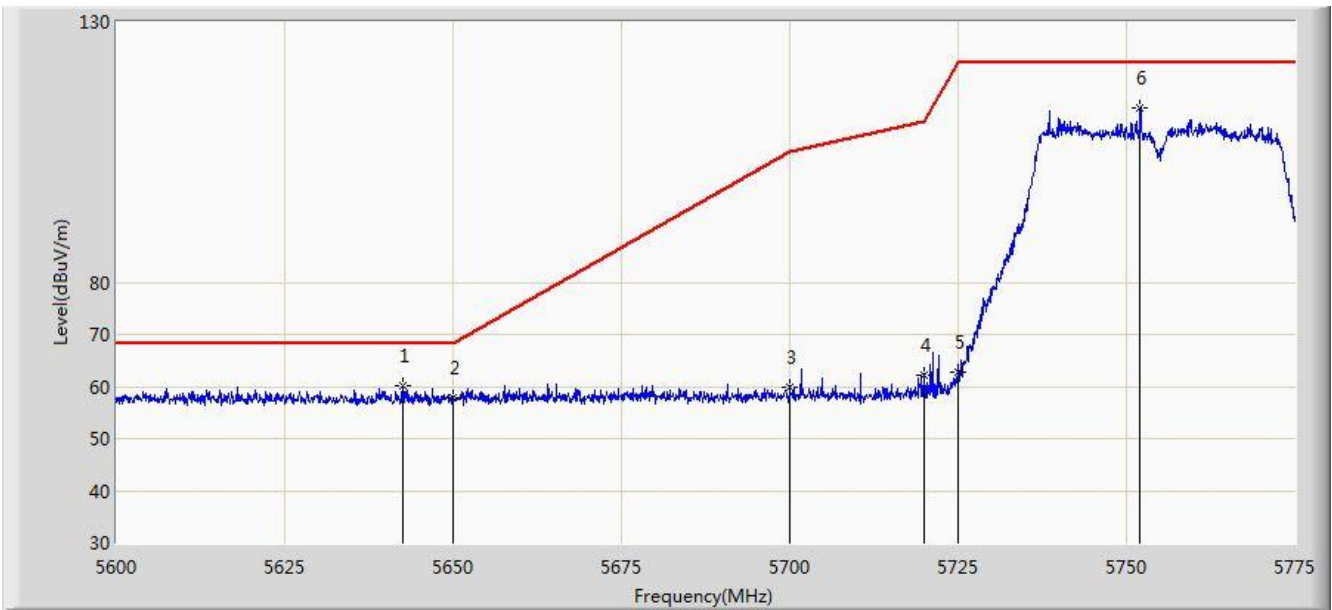
No	Flag	Mark	Frequency (MHz)	Measure Level (dBuV/m)	Reading Level (dBuV)	Over Limit (dB)	Limit (dBuV/m)	Factor (dB)	Type
1			5150.000	48.157	43.988	-5.843	54.000	4.170	AV
2		*	5185.850	95.121	91.073	N/A	N/A	4.049	AV

Note: Measure Level (dBμV/m) = Reading Level (dBμV) + Factor (dB)

Factor (dB) = Cable Loss (dB) + Antenna Factor (dB/m) - Pre_Amplifier Gain (dB)



Site: AC1	Time: 2017/09/05 - 03:57
Limit: FCC_Part15.407_RE(3m)	Engineer: Kevin Ker
Probe: BBHA9120D_1GHz_18GHz_TW	Polarity: Horizontal
EUT: ACCESS POINT - Directional Antenna (MT-484052/NVH)	Power: POE (DC 57V)
Test Mode: Transmit by 802.11n-HT40 at Channel 5755MHz Ant 0 + 1 + 2 + 3 (Beam-Forming Mode)	



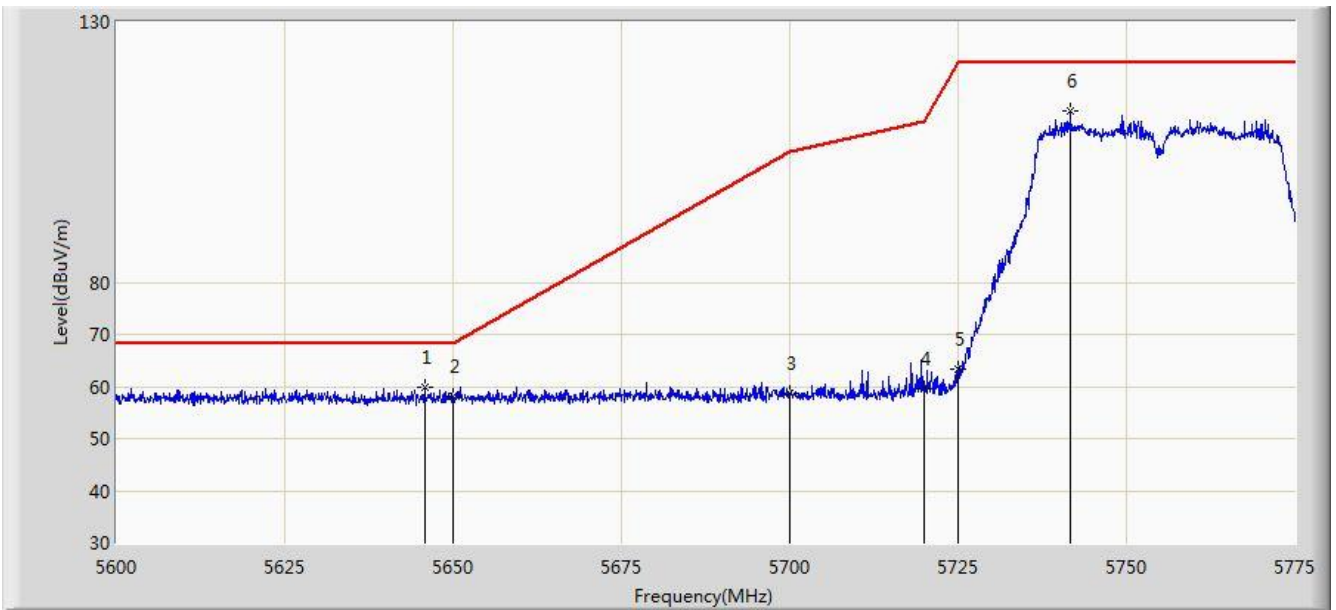
No	Flag	Mark	Frequency (MHz)	Measure Level (dBuV/m)	Reading Level (dBuV)	Over Limit (dB)	Limit (dBuV/m)	Factor (dB)	Type
1		*	5642.437	60.123	55.477	-8.077	68.200	4.646	PK
2			5650.000	57.704	53.033	-10.496	68.200	4.671	PK
3			5700.000	59.754	54.876	-45.446	105.200	4.878	PK
4			5720.000	62.112	57.115	-48.688	110.800	4.997	PK
5			5725.000	62.882	57.853	-59.318	122.200	5.029	PK
6			5752.075	113.526	108.331	N/A	N/A	5.194	PK

Note: Measure Level (dBμV/m) = Reading Level (dBμV) + Factor (dB)

Factor (dB) = Cable Loss (dB) + Antenna Factor (dB/m) - Pre_Amplifier Gain (dB)



Site: AC1	Time: 2017/09/05 - 03:59
Limit: FCC_Part15.407_RE(3m)	Engineer: Kevin Ker
Probe: BBHA9120D_1GHz_18GHz_TW	Polarity: Vertical
EUT: ACCESS POINT - Directional Antenna (MT-484052/NVH)	Power: POE (DC 57V)
Test Mode: Transmit by 802.11n-HT40 at Channel 5755MHz Ant 0 + 1 + 2 + 3 (Beam-Forming Mode)	



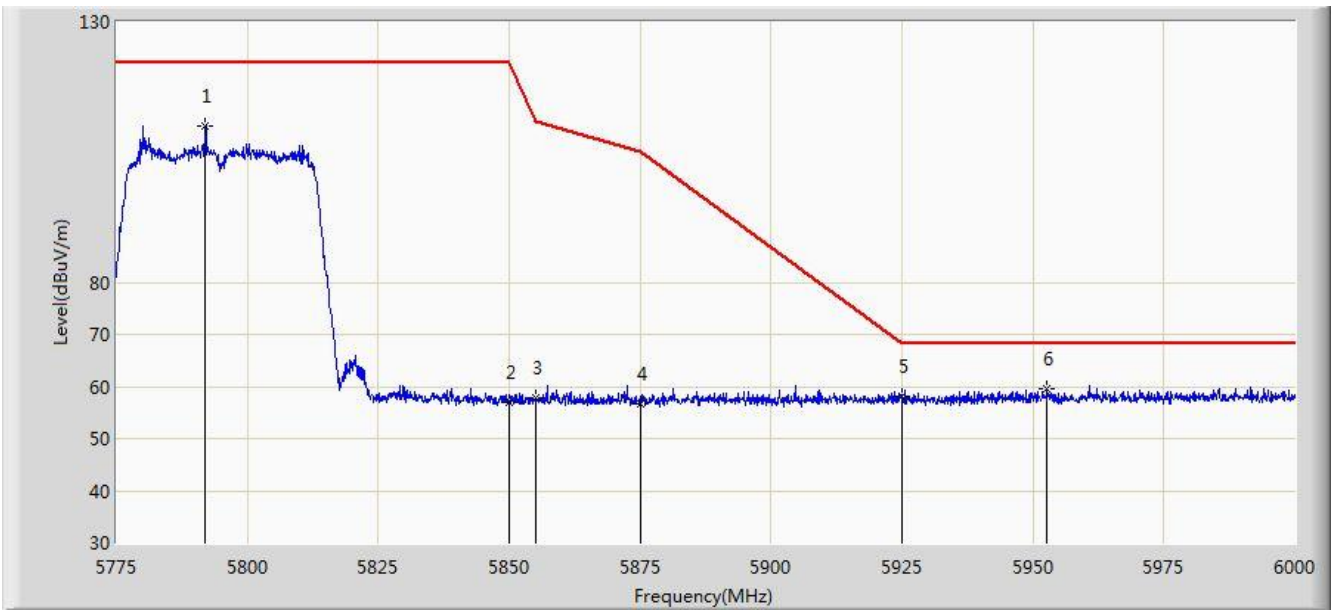
No	Flag	Mark	Frequency (MHz)	Measure Level (dBuV/m)	Reading Level (dBuV)	Over Limit (dB)	Limit (dBuV/m)	Factor (dB)	Type
1		*	5645.763	59.729	55.072	-8.471	68.200	4.657	PK
2			5650.000	58.006	53.335	-10.194	68.200	4.671	PK
3			5700.000	58.669	53.791	-46.531	105.200	4.878	PK
4			5720.000	59.560	54.563	-51.240	110.800	4.997	PK
5			5725.000	63.392	58.363	-58.808	122.200	5.029	PK
6			5741.663	112.895	107.760	N/A	N/A	5.136	PK

Note: Measure Level (dBμV/m) = Reading Level (dBμV) + Factor (dB)

Factor (dB) = Cable Loss (dB) + Antenna Factor (dB/m) - Pre_Amplifier Gain (dB)



Site: AC1	Time: 2017/09/05 - 03:59
Limit: FCC_Part15.407_RE(3m)	Engineer: Kevin Ker
Probe: BBHA9120D_1GHz_18GHz_TW	Polarity: Horizontal
EUT: ACCESS POINT - Directional Antenna (MT-484052/NVH)	Power: POE (DC 57V)
Test Mode: Transmit by 802.11n-HT40 at Channel 5795MHz Ant 0 + 1 + 2 + 3 (Beam-Forming Mode)	



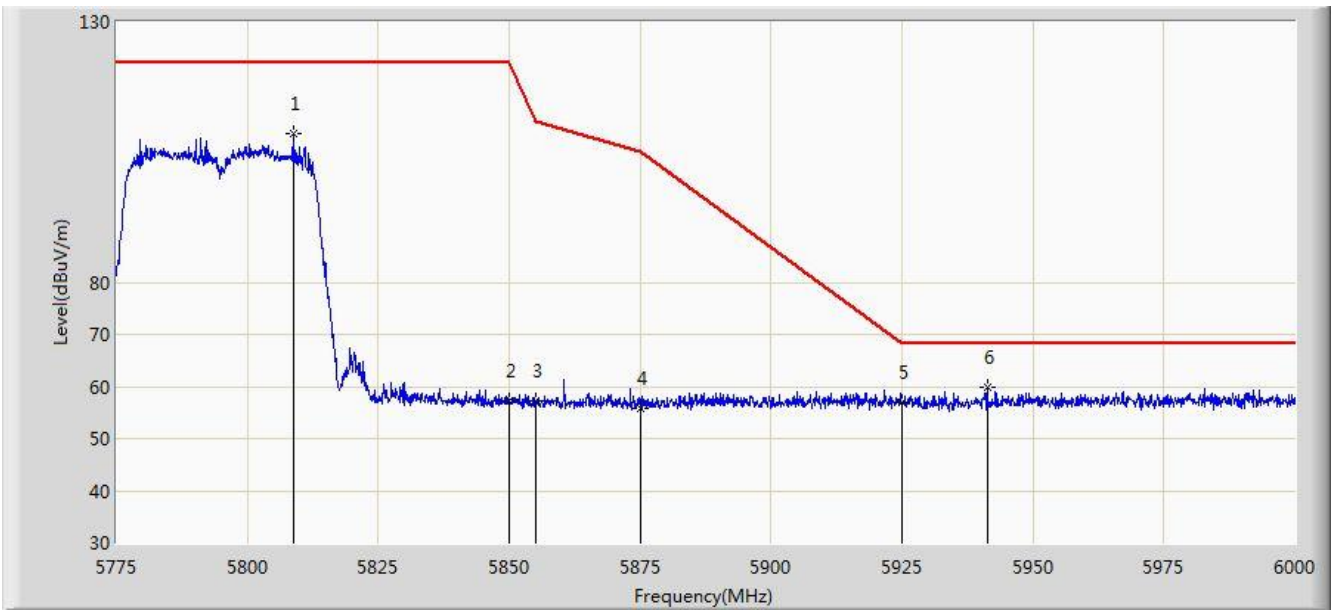
No	Flag	Mark	Frequency (MHz)	Measure Level (dBuV/m)	Reading Level (dBuV)	Over Limit (dB)	Limit (dBuV/m)	Factor (dB)	Type
1			5791.987	110.108	104.706	N/A	N/A	5.402	PK
2			5850.000	56.985	51.259	-65.215	122.200	5.726	PK
3			5855.000	57.727	51.981	-53.073	110.800	5.746	PK
4			5875.000	56.754	50.934	-48.446	105.200	5.820	PK
5			5925.000	58.018	52.052	-10.182	68.200	5.967	PK
6		*	5952.750	59.703	53.672	-8.497	68.200	6.031	PK

Note: Measure Level (dBμV/m) = Reading Level (dBμV) + Factor (dB)

Factor (dB) = Cable Loss (dB) + Antenna Factor (dB/m) - Pre_Amplifier Gain (dB)



Site: AC1	Time: 2017/09/05 - 04:02
Limit: FCC_Part15.407_RE(3m)	Engineer: Kevin Ker
Probe: BBHA9120D_1GHz_18GHz_TW	Polarity: Vertical
EUT: ACCESS POINT - Directional Antenna (MT-484052/NVH)	Power: POE (DC 57V)
Test Mode: Transmit by 802.11n-HT40 at Channel 5795MHz Ant 0 + 1 + 2 + 3 (Beam-Forming Mode)	



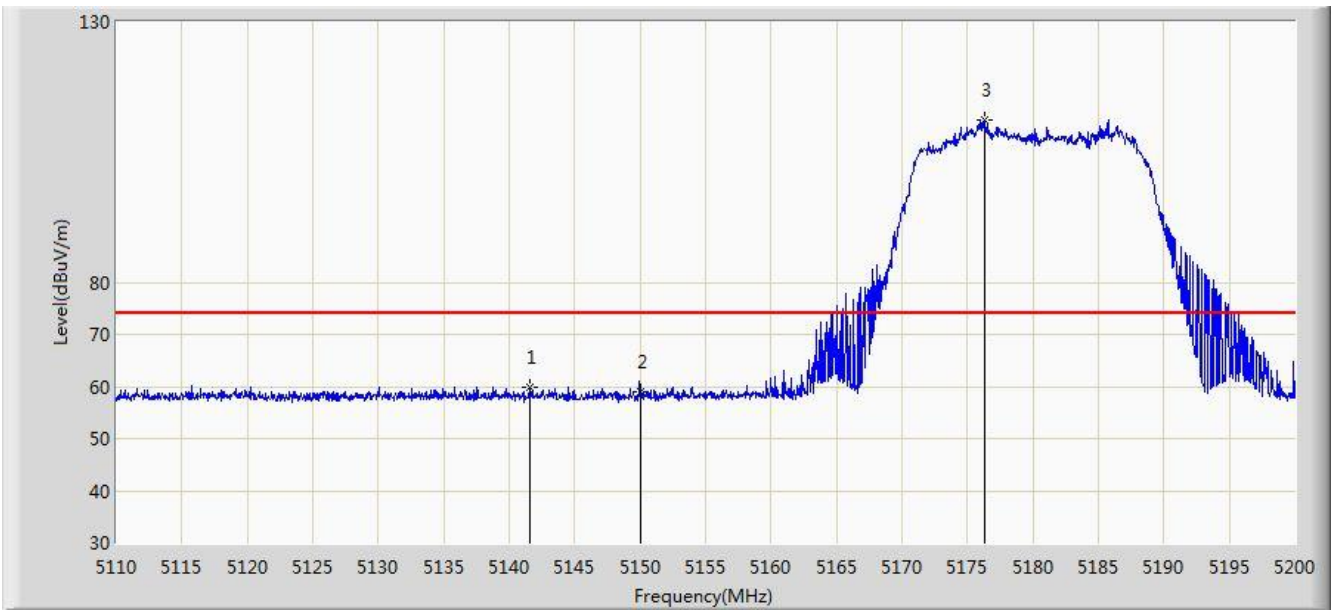
No	Flag	Mark	Frequency (MHz)	Measure Level (dBuV/m)	Reading Level (dBuV)	Over Limit (dB)	Limit (dBuV/m)	Factor (dB)	Type
1			5808.750	108.665	103.171	N/A	N/A	5.494	PK
2			5850.000	57.276	51.550	-64.924	122.200	5.726	PK
3			5855.000	57.272	51.526	-53.528	110.800	5.746	PK
4			5875.000	55.836	50.016	-49.364	105.200	5.820	PK
5			5925.000	56.984	51.018	-11.216	68.200	5.967	PK
6		*	5941.275	59.723	53.716	-8.477	68.200	6.007	PK

Note: Measure Level (dBμV/m) = Reading Level (dBμV) + Factor (dB)

Factor (dB) = Cable Loss (dB) + Antenna Factor (dB/m) - Pre_Amplifier Gain (dB)



Site: AC1	Time: 2017/09/05 - 04:03
Limit: FCC_Part15.209_RE(3m)	Engineer: Kevin Ker
Probe: BBHA9120D_1GHz_18GHz_TW	Polarity: Horizontal
EUT: ACCESS POINT - Directional Antenna (MT-484052/NVH)	Power: POE (DC 57V)
Test Mode: Transmit by 802.11ac-VHT20 at Channel 5180MHz Ant 0 + 1 + 2 + 3 (Beam-Forming Mode)	



No	Flag	Mark	Frequency (MHz)	Measure Level (dBuV/m)	Reading Level (dBuV)	Over Limit (dB)	Limit (dBuV/m)	Factor (dB)	Type
1			5141.590	59.856	55.680	-14.144	74.000	4.176	PK
2			5150.000	58.954	54.785	-15.046	74.000	4.170	PK
3		*	5176.285	111.204	107.122	N/A	N/A	4.081	PK

Note: Measure Level (dBμV/m) = Reading Level (dBμV) + Factor (dB)

Factor (dB) = Cable Loss (dB) + Antenna Factor (dB/m) - Pre_Amplifier Gain (dB)



Site: AC1	Time: 2017/09/05 - 04:40
Limit: FCC_Part15.209_RE(3m)	Engineer: Kevin Ker
Probe: BBHA9120D_1GHz_18GHz_TW	Polarity: Horizontal
EUT: ACCESS POINT - Directional Antenna (MT-484052/NVH)	Power: POE (DC 57V)
Test Mode: Transmit by 802.11ac-VHT20 at Channel 5180MHz Ant 0 + 1 + 2 + 3 (Beam-Forming Mode)	



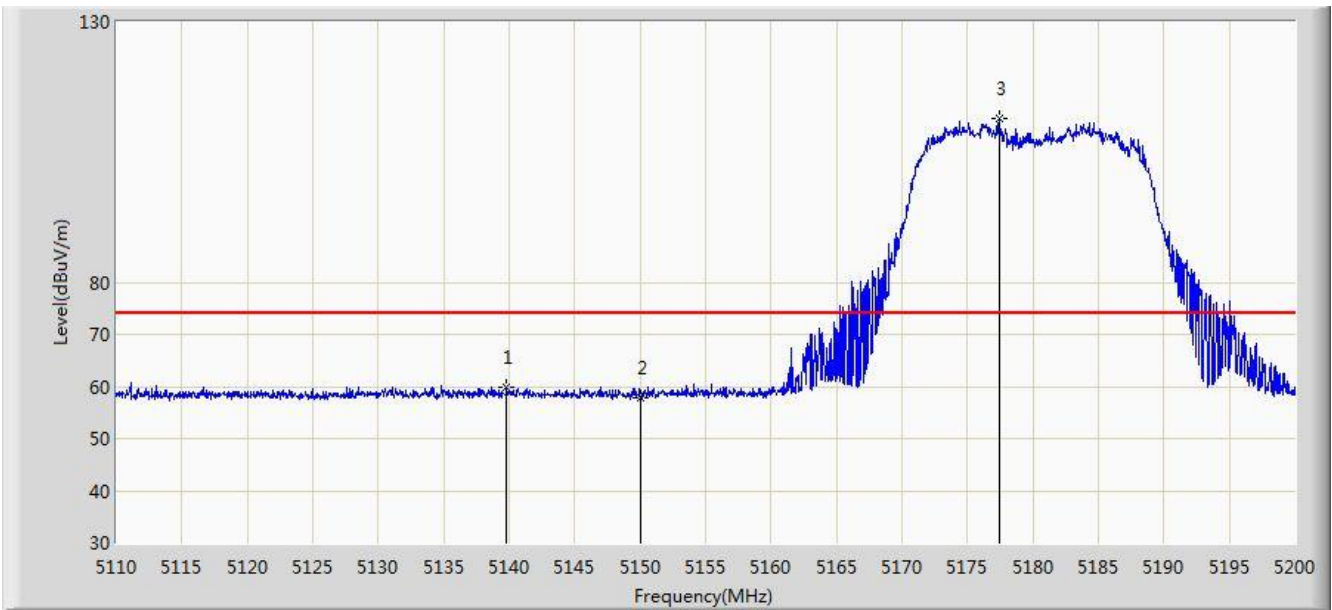
No	Flag	Mark	Frequency (MHz)	Measure Level (dBuV/m)	Reading Level (dBuV)	Over Limit (dB)	Limit (dBuV/m)	Factor (dB)	Type
1			5150.000	45.831	41.662	-8.169	54.000	4.170	AV
2		*	5175.880	95.188	91.105	N/A	N/A	4.084	AV

Note: Measure Level (dBμV/m) = Reading Level (dBμV) + Factor (dB)

Factor (dB) = Cable Loss (dB) + Antenna Factor (dB/m) - Pre_Amplifier Gain (dB)



Site: AC1	Time: 2017/09/05 - 04:42
Limit: FCC_Part15.209_RE(3m)	Engineer: Kevin Ker
Probe: BBHA9120D_1GHz_18GHz_TW	Polarity: Vertical
EUT: ACCESS POINT - Directional Antenna (MT-484052/NVH)	Power: POE (DC 57V)
Test Mode: Transmit by 802.11ac-VHT20 at Channel 5180MHz Ant 0 + 1 + 2 + 3 (Beam-Forming Mode)	



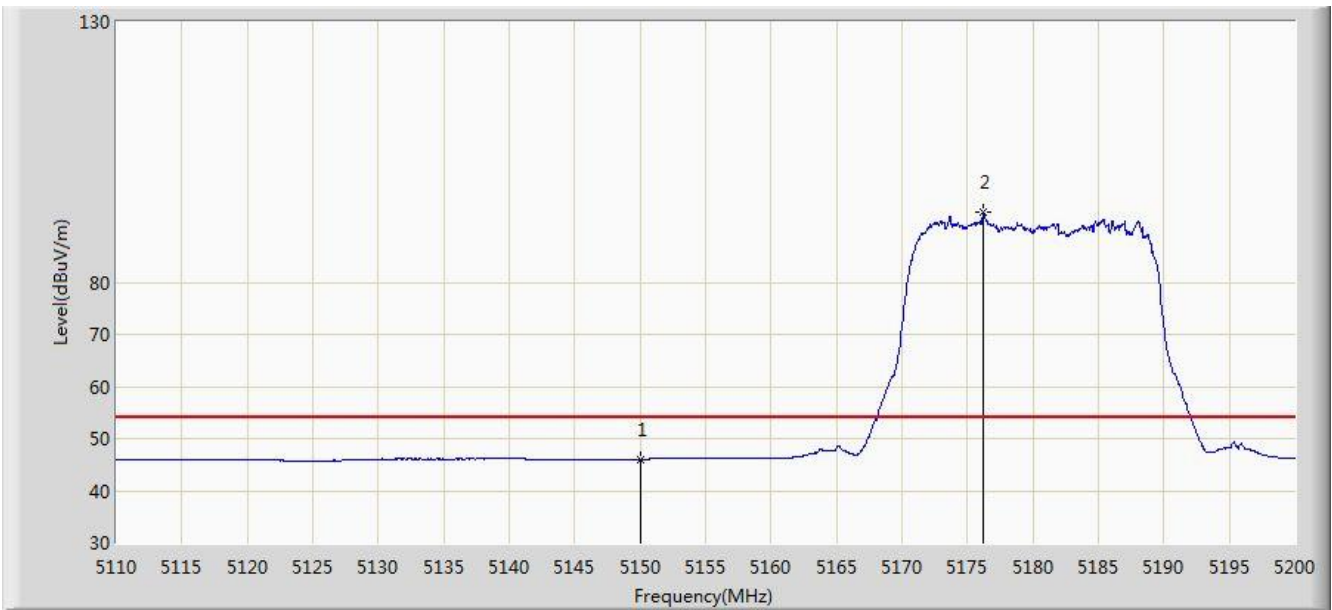
No	Flag	Mark	Frequency (MHz)	Measure Level (dBuV/m)	Reading Level (dBuV)	Over Limit (dB)	Limit (dBuV/m)	Factor (dB)	Type
1			5139.790	59.822	55.647	-14.178	74.000	4.175	PK
2			5150.000	57.969	53.800	-16.031	74.000	4.170	PK
3		*	5177.410	111.365	107.287	N/A	N/A	4.078	PK

Note: Measure Level (dBμV/m) = Reading Level (dBμV) + Factor (dB)

Factor (dB) = Cable Loss (dB) + Antenna Factor (dB/m) - Pre_Amplifier Gain (dB)



Site: AC1	Time: 2017/09/05 - 04:43
Limit: FCC_Part15.209_RE(3m)	Engineer: Kevin Ker
Probe: BBHA9120D_1GHz_18GHz_TW	Polarity: Vertical
EUT: ACCESS POINT - Directional Antenna (MT-484052/NVH)	Power: POE (DC 57V)
Test Mode: Transmit by 802.11ac-VHT20 at Channel 5180MHz Ant 0 + 1 + 2 + 3 (Beam-Forming Mode)	



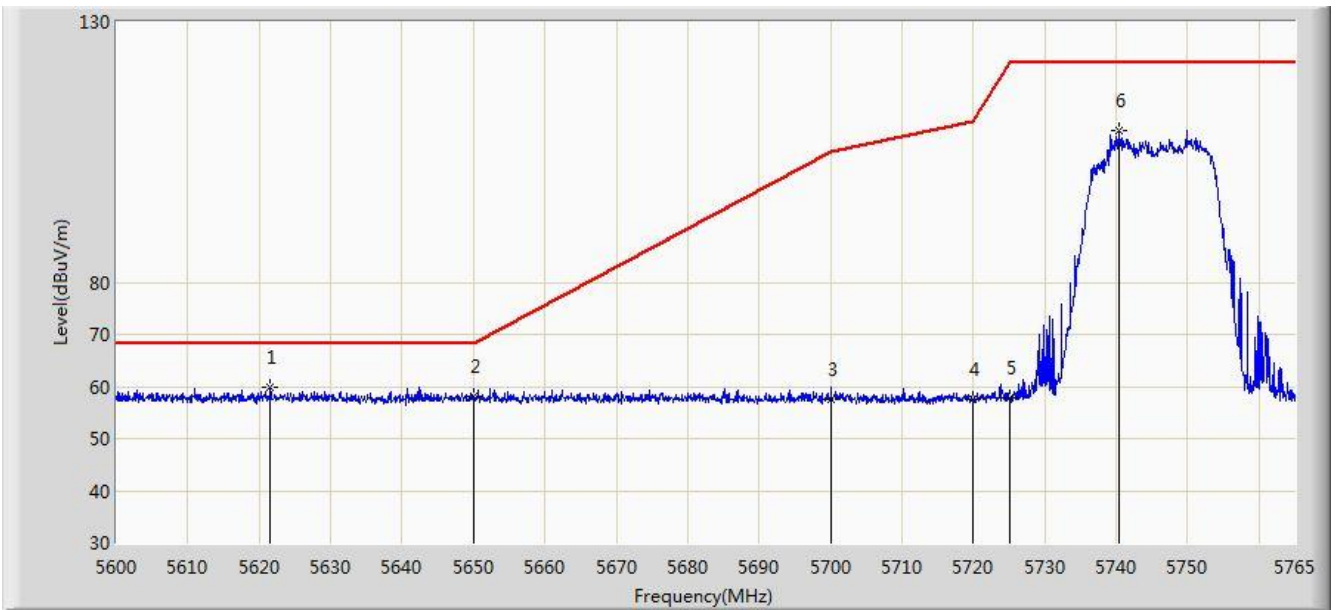
No	Flag	Mark	Frequency (MHz)	Measure Level (dBuV/m)	Reading Level (dBuV)	Over Limit (dB)	Limit (dBuV/m)	Factor (dB)	Type
1			5150.000	46.011	41.842	-7.989	54.000	4.170	AV
2		*	5176.240	93.523	89.441	N/A	N/A	4.082	AV

Note: Measure Level (dBμV/m) = Reading Level (dBμV) + Factor (dB)

Factor (dB) = Cable Loss (dB) + Antenna Factor (dB/m) - Pre_Amplifier Gain (dB)



Site: AC1	Time: 2017/09/05 - 05:09
Limit: FCC_Part15.407_RE(3m)	Engineer: Kevin Ker
Probe: BBHA9120D_1GHz_18GHz_TW	Polarity: Horizontal
EUT: ACCESS POINT - Directional Antenna (MT-484052/NVH)	Power: POE (DC 57V)
Test Mode: Transmit by 802.11ac-VHT20 at Channel 5745MHz Ant 0 + 1 + 2 + 3 (Beam-Forming Mode)	



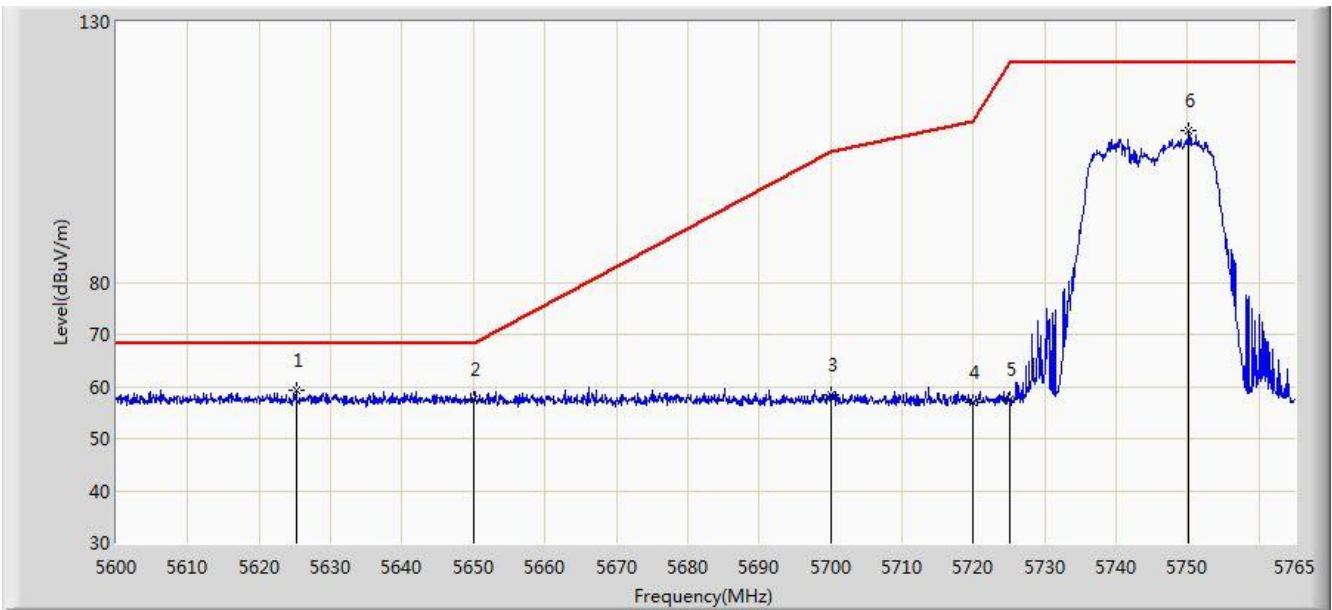
No	Flag	Mark	Frequency (MHz)	Measure Level (dBuV/m)	Reading Level (dBuV)	Over Limit (dB)	Limit (dBuV/m)	Factor (dB)	Type
1		*	5621.533	59.823	55.238	-8.377	68.200	4.585	PK
2			5650.000	58.205	53.534	-9.995	68.200	4.671	PK
3			5700.000	57.640	52.762	-47.560	105.200	4.878	PK
4			5720.000	57.663	52.666	-53.137	110.800	4.997	PK
5			5725.000	57.808	52.779	-64.392	122.200	5.029	PK
6			5740.415	108.995	103.868	N/A	N/A	5.127	PK

Note: Measure Level (dBμV/m) = Reading Level (dBμV) + Factor (dB)

Factor (dB) = Cable Loss (dB) + Antenna Factor (dB/m) - Pre_Amplifier Gain (dB)



Site: AC1	Time: 2017/09/05 - 05:11
Limit: FCC_Part15.407_RE(3m)	Engineer: Kevin Ker
Probe: BBHA9120D_1GHz_18GHz_TW	Polarity: Vertical
EUT: ACCESS POINT - Directional Antenna (MT-484052/NVH)	Power: POE (DC 57V)
Test Mode: Transmit by 802.11ac-VHT20 at Channel 5745MHz Ant 0 + 1 + 2 + 3 (Beam-Forming Mode)	



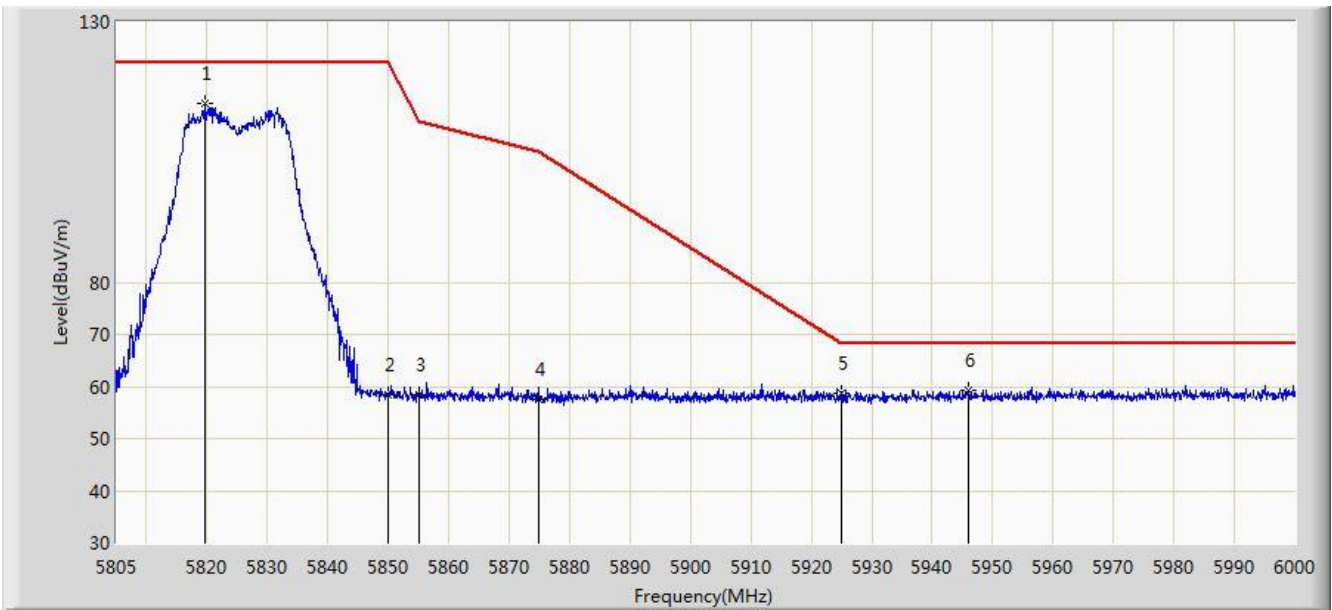
No	Flag	Mark	Frequency (MHz)	Measure Level (dBuV/m)	Reading Level (dBuV)	Over Limit (dB)	Limit (dBuV/m)	Factor (dB)	Type
1		*	5625.163	59.325	54.730	-8.875	68.200	4.595	PK
2			5650.000	57.508	52.837	-10.692	68.200	4.671	PK
3			5700.000	58.359	53.481	-46.841	105.200	4.878	PK
4			5720.000	56.952	51.955	-53.848	110.800	4.997	PK
5			5725.000	57.494	52.465	-64.706	122.200	5.029	PK
6			5750.150	109.117	103.933	N/A	N/A	5.184	PK

Note: Measure Level (dBμV/m) = Reading Level (dBμV) + Factor (dB)

Factor (dB) = Cable Loss (dB) + Antenna Factor (dB/m) - Pre_Amplifier Gain (dB)



Site: AC1	Time: 2017/09/05 - 05:12
Limit: FCC_Part15.407_RE(3m)	Engineer: Kevin Ker
Probe: BBHA9120D_1GHz_18GHz_TW	Polarity: Horizontal
EUT: ACCESS POINT - Directional Antenna (MT-484052/NVH)	Power: POE (DC 57V)
Test Mode: Transmit by 802.11ac-VHT20 at Channel 5825MHz Ant 0 + 1 + 2 + 3 (Beam-Forming Mode)	



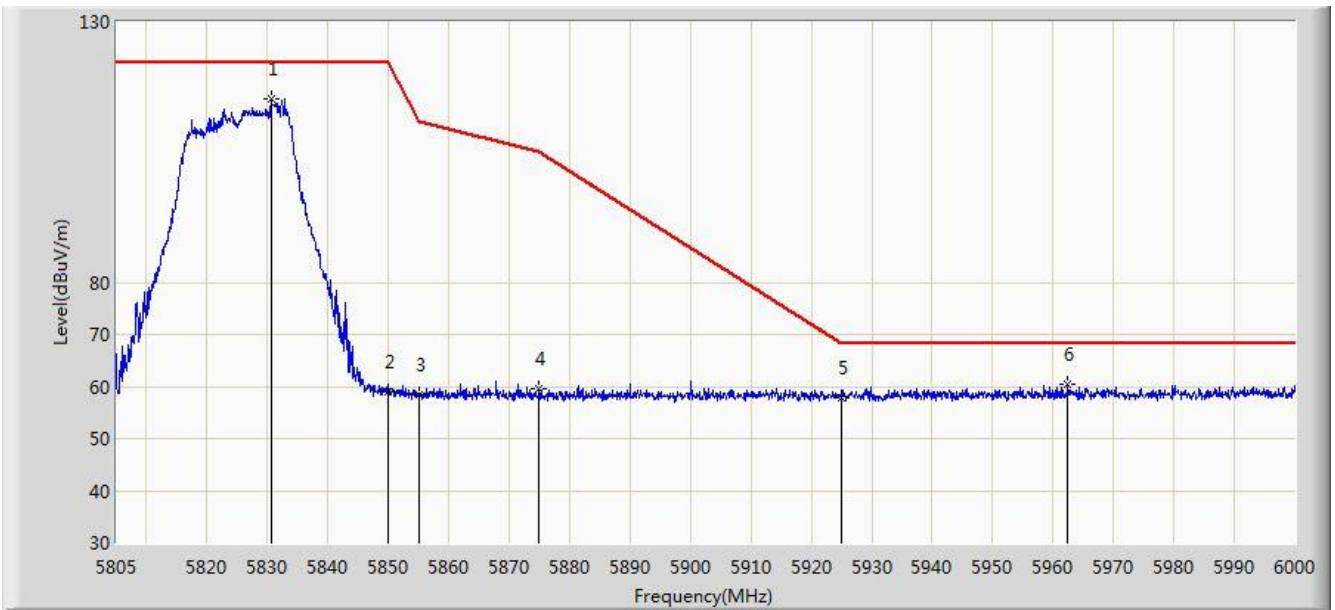
No	Flag	Mark	Frequency (MHz)	Measure Level (dBuV/m)	Reading Level (dBuV)	Over Limit (dB)	Limit (dBuV/m)	Factor (dB)	Type
1		*	5819.625	114.292	108.735	N/A	N/A	5.556	PK
2			5850.000	58.281	52.555	-63.919	122.200	5.726	PK
3			5855.000	58.357	52.611	-52.443	110.800	5.746	PK
4			5875.000	57.598	51.778	-47.602	105.200	5.820	PK
5			5925.000	58.684	52.718	-9.516	68.200	5.967	PK
6			5945.985	59.348	53.330	-8.852	68.200	6.018	PK

Note: Measure Level (dBμV/m) = Reading Level (dBμV) + Factor (dB)

Factor (dB) = Cable Loss (dB) + Antenna Factor (dB/m) - Pre_Amplifier Gain (dB)



Site: AC1	Time: 2017/09/05 - 05:15
Limit: FCC_Part15.407_RE(3m)	Engineer: Kevin Ker
Probe: BBHA9120D_1GHz_18GHz_TW	Polarity: Vertical
EUT: ACCESS POINT - Directional Antenna (MT-484052/NVH)	Power: POE (DC 57V)
Test Mode: Transmit by 802.11ac-VHT20 at Channel 5825MHz Ant 0 + 1 + 2 + 3 (Beam-Forming Mode)	



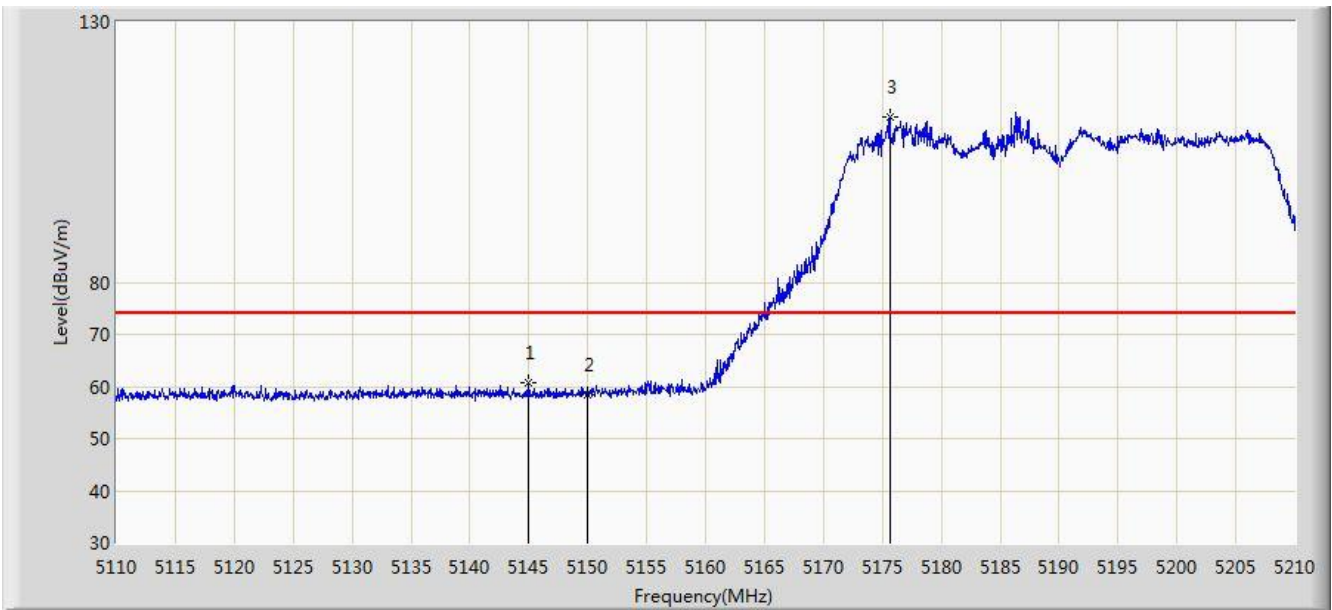
No	Flag	Mark	Frequency (MHz)	Measure Level (dBuV/m)	Reading Level (dBuV)	Over Limit (dB)	Limit (dBuV/m)	Factor (dB)	Type
1		*	5830.643	115.260	109.639	N/A	N/A	5.621	PK
2			5850.000	58.998	53.272	-63.202	122.200	5.726	PK
3			5855.000	58.506	52.760	-52.294	110.800	5.746	PK
4			5875.000	59.574	53.754	-45.626	105.200	5.820	PK
5			5925.000	57.842	51.876	-10.358	68.200	5.967	PK
6			5962.462	60.519	54.471	-7.681	68.200	6.048	PK

Note: Measure Level (dBμV/m) = Reading Level (dBμV) + Factor (dB)

Factor (dB) = Cable Loss (dB) + Antenna Factor (dB/m) - Pre_Amplifier Gain (dB)



Site: AC1	Time: 2017/09/05 - 05:17
Limit: FCC_Part15.209_RE(3m)	Engineer: Kevin Ker
Probe: BBHA9120D_1GHz_18GHz_TW	Polarity: Horizontal
EUT: ACCESS POINT - Directional Antenna (MT-484052/NVH)	Power: POE (DC 57V)
Test Mode: Transmit by 802.11ac-VHT40 at Channel 5190MHz Ant 0 + 1 + 2 + 3 (Beam-Forming Mode)	



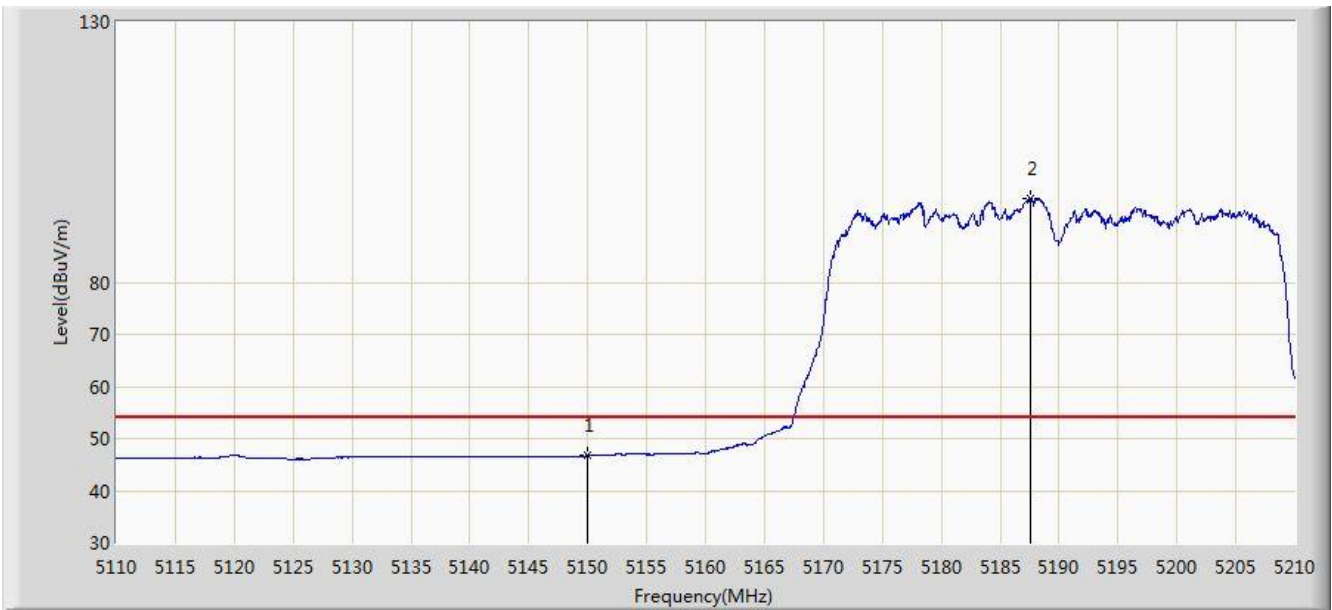
No	Flag	Mark	Frequency (MHz)	Measure Level (dBuV/m)	Reading Level (dBuV)	Over Limit (dB)	Limit (dBuV/m)	Factor (dB)	Type
1			5144.900	60.608	56.432	-13.392	74.000	4.175	PK
2			5150.000	58.503	54.334	-15.497	74.000	4.170	PK
3		*	5175.650	111.748	107.664	N/A	N/A	4.085	PK

Note: Measure Level (dBμV/m) = Reading Level (dBμV) + Factor (dB)

Factor (dB) = Cable Loss (dB) + Antenna Factor (dB/m) - Pre_Amplifier Gain (dB)



Site: AC1	Time: 2017/09/05 - 05:19
Limit: FCC_Part15.209_RE(3m)	Engineer: Kevin Ker
Probe: BBHA9120D_1GHz_18GHz_TW	Polarity: Horizontal
EUT: ACCESS POINT - Directional Antenna (MT-484052/NVH)	Power: POE (DC 57V)
Test Mode: Transmit by 802.11ac-VHT40 at Channel 5190MHz Ant 0 + 1 + 2 + 3 (Beam-Forming Mode)	



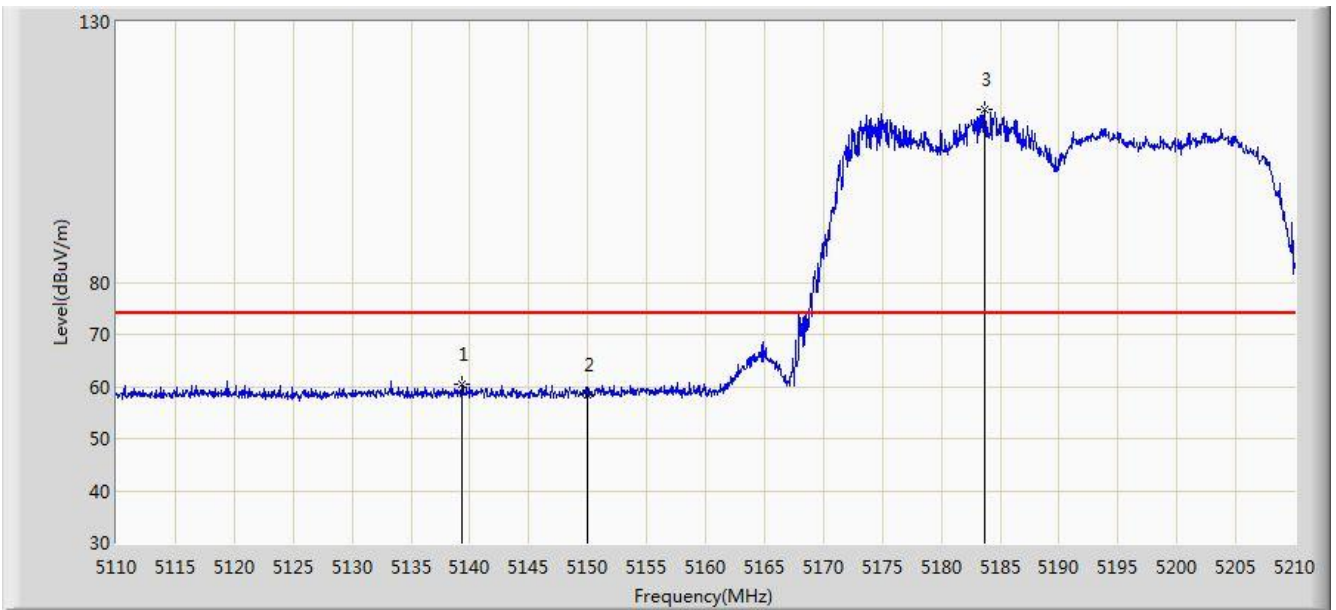
No	Flag	Mark	Frequency (MHz)	Measure Level (dBuV/m)	Reading Level (dBuV)	Over Limit (dB)	Limit (dBuV/m)	Factor (dB)	Type
1			5150.000	46.674	42.505	-7.326	54.000	4.170	AV
2		*	5187.550	96.014	91.972	N/A	N/A	4.042	AV

Note: Measure Level (dBμV/m) = Reading Level (dBμV) + Factor (dB)

Factor (dB) = Cable Loss (dB) + Antenna Factor (dB/m) - Pre_Amplifier Gain (dB)



Site: AC1	Time: 2017/09/05 - 05:21
Limit: FCC_Part15.209_RE(3m)	Engineer: Kevin Ker
Probe: BBHA9120D_1GHz_18GHz_TW	Polarity: Vertical
EUT: ACCESS POINT - Directional Antenna (MT-484052/NVH)	Power: POE (DC 57V)
Test Mode: Transmit by 802.11ac-VHT40 at Channel 5190MHz Ant 0 + 1 + 2 + 3 (Beam-Forming Mode)	



No	Flag	Mark	Frequency (MHz)	Measure Level (dBuV/m)	Reading Level (dBuV)	Over Limit (dB)	Limit (dBuV/m)	Factor (dB)	Type
1			5139.300	60.316	56.141	-13.684	74.000	4.176	PK
2			5150.000	58.403	54.234	-15.597	74.000	4.170	PK
3		*	5183.650	113.161	109.105	N/A	N/A	4.056	PK

Note: Measure Level (dBμV/m) = Reading Level (dBμV) + Factor (dB)

Factor (dB) = Cable Loss (dB) + Antenna Factor (dB/m) - Pre_Amplifier Gain (dB)