



# Annex B

## WLAN 802.11b/g/n Test Result

Model No.: APEX0375

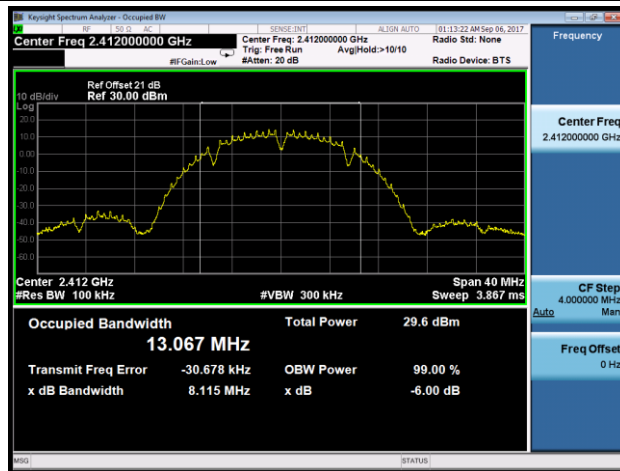
### 1. 6dB Bandwidth Measurement Test Result

Product	ACCESS POINT	Temperature	27°C
Test Engineer	Kevin Ker	Relative Humidity	65%
Test Site	SR2	Test Date	2017/09/06
Test Item	6dB Bandwidth		

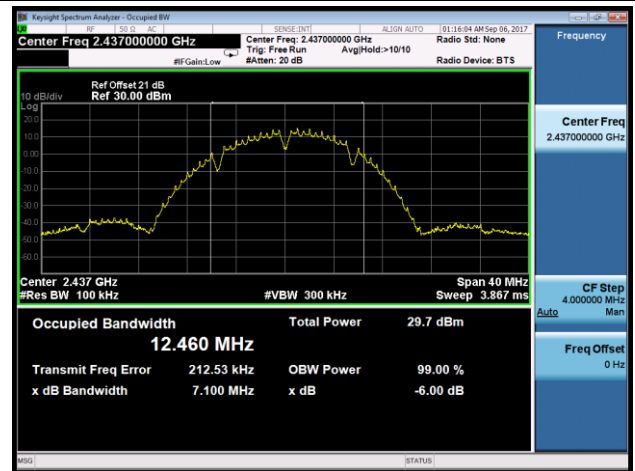
Test Mode	Data Rate / MCS	Channel No.	Frequency (MHz)	6dB Bandwidth (MHz)	Limit (MHz)	Result
Ant 0 / Ant 0 + 1						
802.11b	1Mbps	01	2412	8.12	≥ 0.5	Pass
802.11b	1Mbps	06	2437	7.10	≥ 0.5	Pass
802.11b	1Mbps	11	2462	9.07	≥ 0.5	Pass
802.11g	6Mbps	01	2412	15.71	≥ 0.5	Pass
802.11g	6Mbps	06	2437	15.78	≥ 0.5	Pass
802.11g	6Mbps	11	2462	15.75	≥ 0.5	Pass
802.11n-HT20	MCS0	01	2412	15.14	≥ 0.5	Pass
802.11n-HT20	MCS0	06	2437	16.93	≥ 0.5	Pass
802.11n-HT20	MCS0	11	2462	16.35	≥ 0.5	Pass
802.11n-HT40	MCS0	03	2422	35.11	≥ 0.5	Pass
802.11n-HT40	MCS0	06	2437	35.14	≥ 0.5	Pass
802.11n-HT40	MCS0	09	2452	35.10	≥ 0.5	Pass

## 802.11b 6dB Bandwidth - Ant 1 / Ant 0 + 1

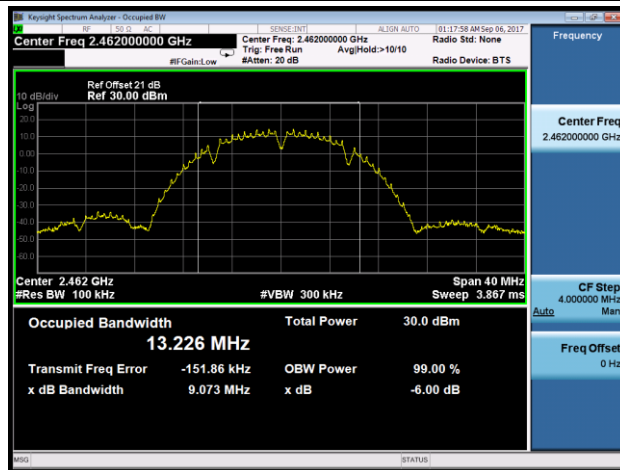
### Channel 01 (2412MHz)



### Channel 06 (2437MHz)

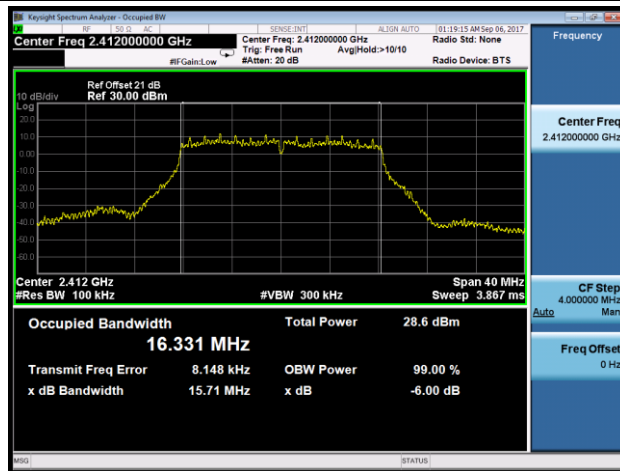


### Channel 11 (2462MHz)

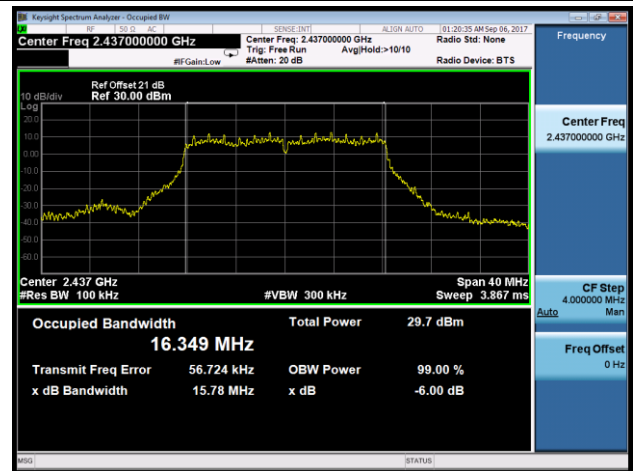


## 802.11g 6dB Bandwidth - Ant 1 / Ant 0 + 1

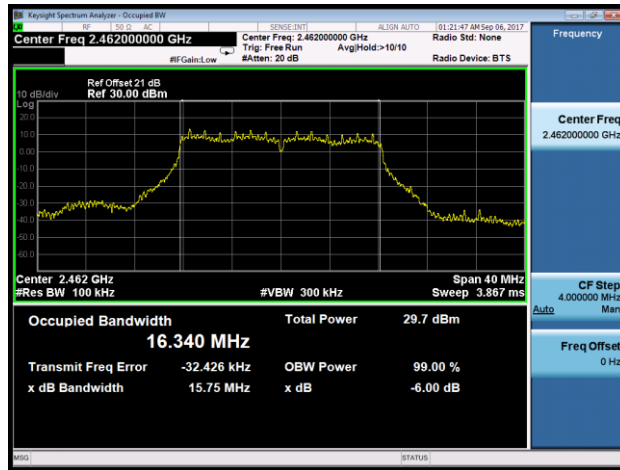
### Channel 01 (2412MHz)



### Channel 06 (2437MHz)

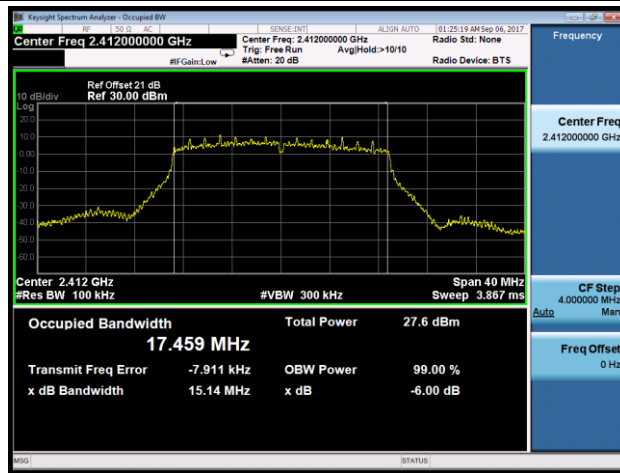


### Channel 11 (2462MHz)

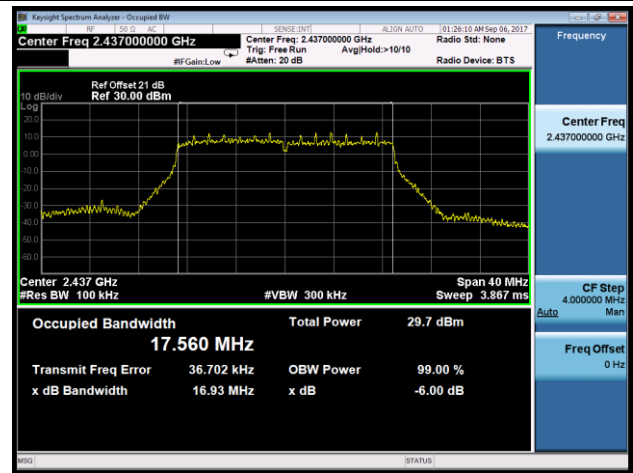


**802.11n-HT20 6dB Bandwidth - Ant 1 / Ant 0 + 1**

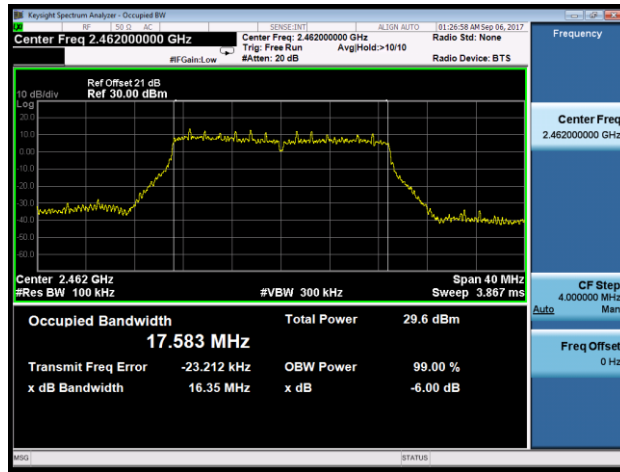
**Channel 01 (2412MHz)**



**Channel 06 (2437MHz)**

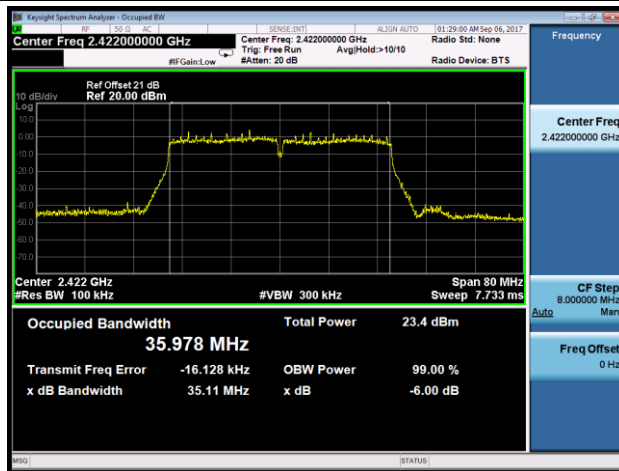


**Channel 11 (2462MHz)**

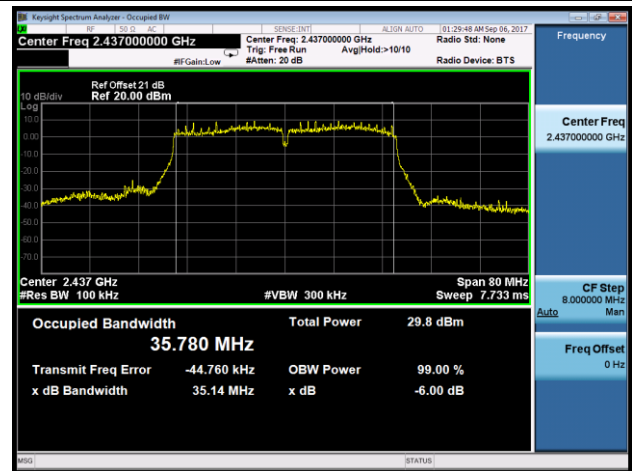


802.11n-HT40 6dB Bandwidth - Ant 1 / Ant 0 + 1

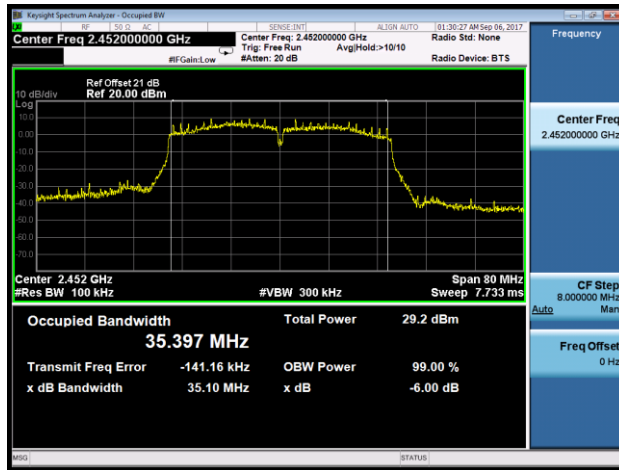
Channel 03 (2422MHz)



Channel 06 (2437MHz)



Channel 09 (2452MHz)



## 2. Output Power Measurement Test Result

Power output test was verified over all data rates of each mode shown as below table, and then choose the maximum power output (gray marker) for final test of each channel.

For Ant 0 / Ant 0 + 1 port:

Test Mode	Bandwidth (MHz)	Channel No.	Frequency (MHz)	Data Rate/ MCS	Average Power (dBm)
802.11b	20	6	2437	1Mbps	22.25
				5.5Mbps	21.73
				11Mbps	21.21
802.11g	20	6	2437	6Mbps	22.39
				24Mbps	22.08
				54Mbps	21.76
802.11n	20	6	2437	MCS0	22.18
				MCS3	21.77
				MCS7	21.38
802.11n	40	6	2437	MCS0	19.86
				MCS3	19.45
				MCS7	19.03



Product	ACCESS POINT	Temperature	27°C
Test Engineer	Kevin Ker	Relative Humidity	65%
Test Site	SR2	Test Date	2017/09/03
Test Item	Output Power		

Test Mode	Data Rate/ MCS	Channel No.	Freq. (MHz)	Ant 0 Average Power (dBm)	Ant 1 Average Power (dBm)	Total Average Power (dBm)	Limit (dBm)	Result
<b>Ant 0 + 1 (CDD Mode)</b>								
11b	1Mbps	1	2412	22.65	22.72	25.70	≤ 30.00	Pass
11b	1Mbps	6	2437	22.25	22.80	25.54	≤ 30.00	Pass
11b	1Mbps	11	2462	22.26	22.64	25.46	≤ 30.00	Pass
11g	6Mbps	1	2412	21.43	21.47	24.46	≤ 30.00	Pass
11g	6Mbps	6	2437	22.39	22.61	25.51	≤ 30.00	Pass
11g	6Mbps	11	2462	22.31	22.60	25.47	≤ 30.00	Pass
11n-HT20	MCS0	1	2412	20.31	20.45	23.39	≤ 30.00	Pass
11n-HT20	MCS0	6	2437	22.18	22.42	25.31	≤ 30.00	Pass
11n-HT20	MCS0	11	2462	22.04	22.38	25.22	≤ 30.00	Pass
11n-HT40	MCS0	3	2422	16.49	16.40	19.46	≤ 30.00	Pass
11n-HT40	MCS0	4	2427	17.33	17.49	20.42	≤ 30.00	Pass
11n-HT40	MCS0	6	2437	19.86	19.94	22.91	≤ 30.00	Pass
11n-HT40	MCS0	9	2452	18.87	18.86	21.88	≤ 30.00	Pass
<b>Ant 0 + 1 (Beam-Forming Mode)</b>								
11n-HT20	MCS0	1	2412	20.31	20.45	23.39	≤ 30.00	Pass
11n-HT20	MCS0	6	2437	22.18	22.42	25.31	≤ 30.00	Pass
11n-HT20	MCS0	11	2462	22.04	22.38	25.22	≤ 30.00	Pass
11n-HT40	MCS0	3	2422	16.49	16.40	19.46	≤ 30.00	Pass
11n-HT40	MCS0	4	2427	17.33	17.49	20.42	≤ 30.00	Pass
11n-HT40	MCS0	6	2437	19.86	19.94	22.91	≤ 30.00	Pass
11n-HT40	MCS0	9	2452	18.87	18.86	21.88	≤ 30.00	Pass

Note: Total Average Power (dBm) =  $10 \cdot \log\{10^{(\text{Ant 0 Average Power}/10)} + 10^{(\text{Ant 1 Average Power}/10)}\}$  (dBm).



### 3. Power Spectral Density Measurement Test Result

Product	ACCESS POINT	Temperature	27°C
Test Engineer	Kevin Ker	Relative Humidity	65%
Test Site	SR2	Test Date	2017/09/06
Test Item	Power Spectral Density		

Test Mode	Data Rate/ MCS	Channel No.	Freq. (MHz)	Ant 0 AVGPSD (dBm / 10kHz)	Ant 1 AVGPSD (dBm / 10kHz)	Duty Cycle (%)	Constant Factor	Total AVGPSD (dBm / 3kHz)	Limit (dBm / 3kHz)	Result
<b>Ant 0 + 1 (CDD Mode)</b>										
11b	1Mbps	1	2412	-3.89	-2.79	99.28	-5.23	-5.49	≤ 8.00	Pass
11b	1Mbps	6	2437	-4.29	-2.74	99.28	-5.23	-5.63	≤ 8.00	Pass
11b	1Mbps	11	2462	0.71	-2.82	99.28	-5.23	-2.89	≤ 8.00	Pass
11g	6Mbps	1	2412	-7.24	-6.54	96.67	-5.23	-8.95	≤ 8.00	Pass
11g	6Mbps	6	2437	-6.05	-5.06	96.67	-5.23	-7.60	≤ 8.00	Pass
11g	6Mbps	11	2462	-6.53	-5.01	96.67	-5.23	-7.78	≤ 8.00	Pass
11n-HT20	MCS0	1	2412	-8.22	-7.66	98.36	-5.23	-10.08	≤ 8.00	Pass
11n-HT20	MCS0	6	2437	-6.40	-5.99	98.36	-5.23	-8.34	≤ 8.00	Pass
11n-HT20	MCS0	11	2462	-6.55	-5.46	98.36	-5.23	-8.12	≤ 8.00	Pass
11n-HT40	MCS0	3	2422	-15.25	-14.98	95.83	-5.23	-17.15	≤ 8.00	Pass
11n-HT40	MCS0	6	2437	-9.69	-10.18	95.83	-5.23	-11.96	≤ 8.00	Pass
11n-HT40	MCS0	9	2452	-11.25	-12.94	95.83	-5.23	-14.05	≤ 8.00	Pass
<b>Ant 0 + 1 (Beam-Forming Mode)</b>										
11n-HT20	MCS0	1	2412	-8.22	-7.66	98.36	-5.23	-10.08	≤ 8.00	Pass
11n-HT20	MCS0	6	2437	-6.40	-5.99	98.36	-5.23	-8.34	≤ 8.00	Pass
11n-HT20	MCS0	11	2462	-6.55	-5.46	98.36	-5.23	-8.12	≤ 8.00	Pass
11n-HT40	MCS0	3	2422	-15.25	-14.98	95.83	-5.23	-17.15	≤ 8.00	Pass
11n-HT40	MCS0	6	2437	-9.69	-10.18	95.83	-5.23	-11.96	≤ 8.00	Pass
11n-HT40	MCS0	9	2452	-11.25	-12.94	95.83	-5.23	-14.05	≤ 8.00	Pass

Note: The total AVGPSD =  $10 \cdot \log \{ 10^{(\text{Ant 0 AVGPSD}/10)} + 10^{(\text{Ant 1 AVGPSD}/10)} \} + 10 \cdot \log(1/\text{Duty Cycle}) + \text{Constant Factor}$ .



## 802.11b AVGPDS - Ant 0 / Ant 0 + 1 (CDD Mode)

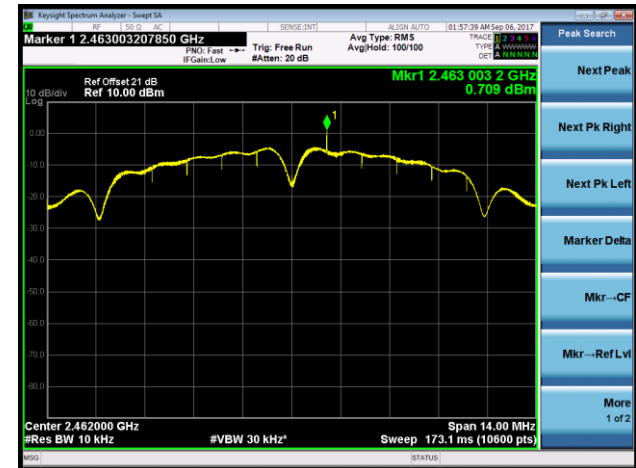
### Channel 01 (2412MHz)



### Channel 06 (2437MHz)

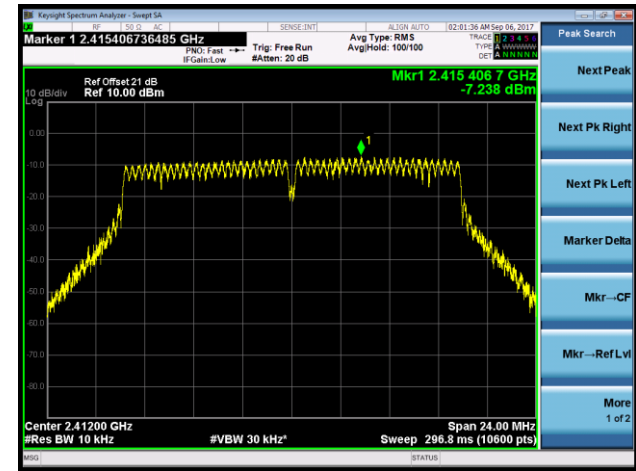


### Channel 11 (2462MHz)

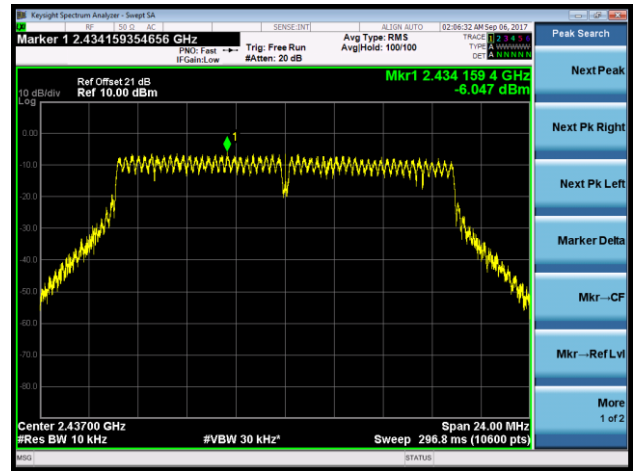


802.11g AVGPDS - Ant 0 / Ant 0 + 1 (CDD Mode)

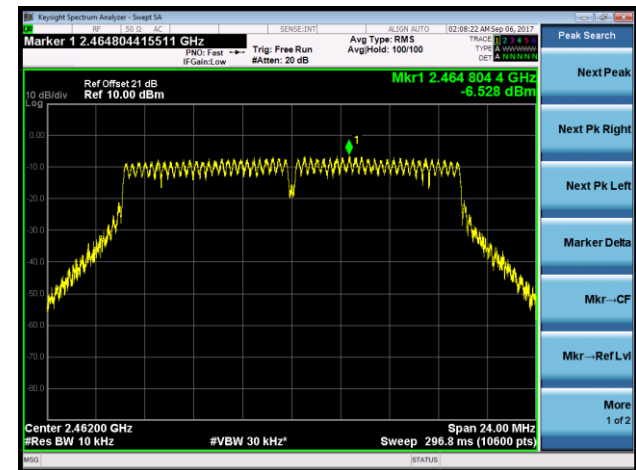
Channel 01 (2412MHz)



Channel 06 (2437MHz)

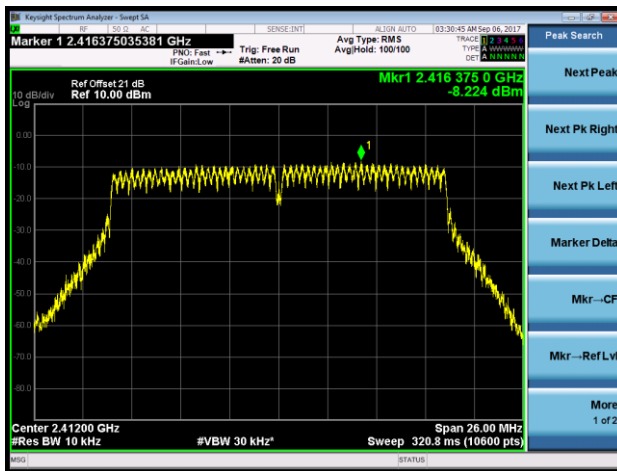


Channel 11 (2462MHz)

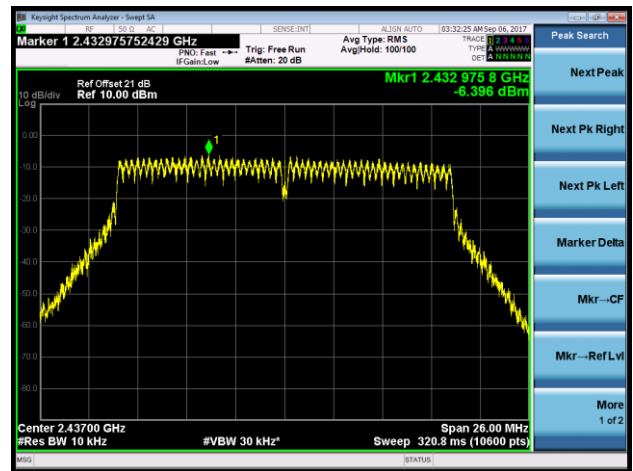


## 802.11n-HT20 AVGPDS - Ant 0 / Ant 0 + 1 (CDD Mode)

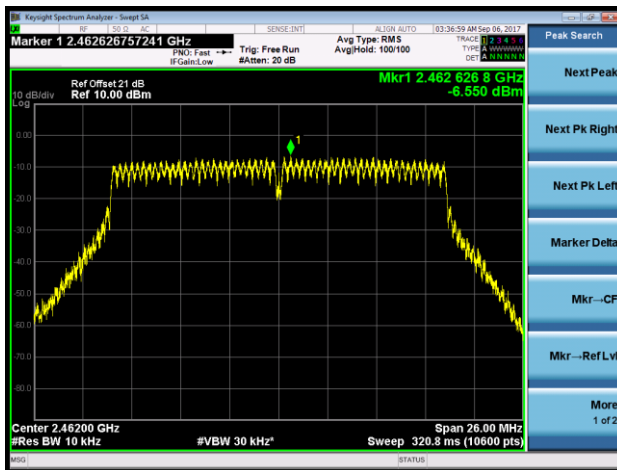
### Channel 01 (2412MHz)



### Channel 06 (2437MHz)

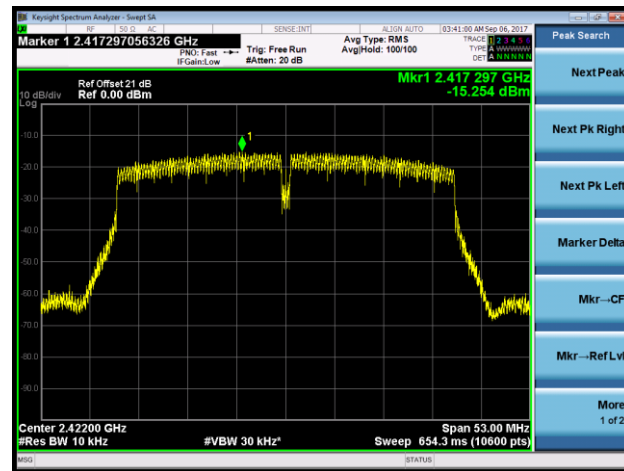


### Channel 11 (2462MHz)



## 802.11n-HT40 AVGPDS - Ant 0 / Ant 0 + 1 (CDD Mode)

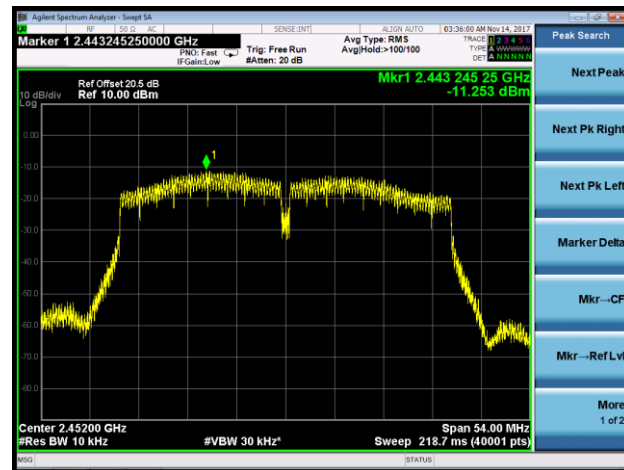
### Channel 03 (2422MHz)



### Channel 06 (2437MHz)



### Channel 09 (2452MHz)



### 802.11b AVGPDS - Ant 1 / Ant 0 + 1 (CDD Mode)

#### Channel 01 (2412MHz)



#### Channel 06 (2437MHz)

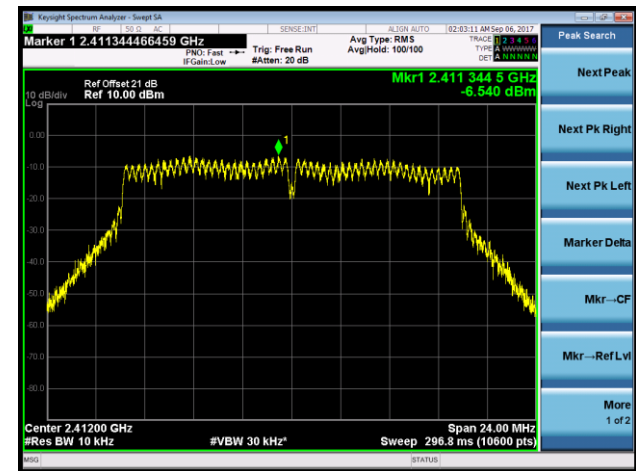


#### Channel 11 (2462MHz)

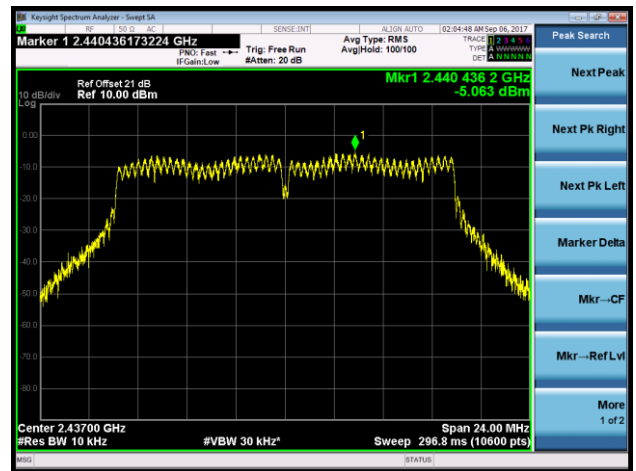


### 802.11g AVGPDS - Ant 1 / Ant 0 + 1 (CDD Mode)

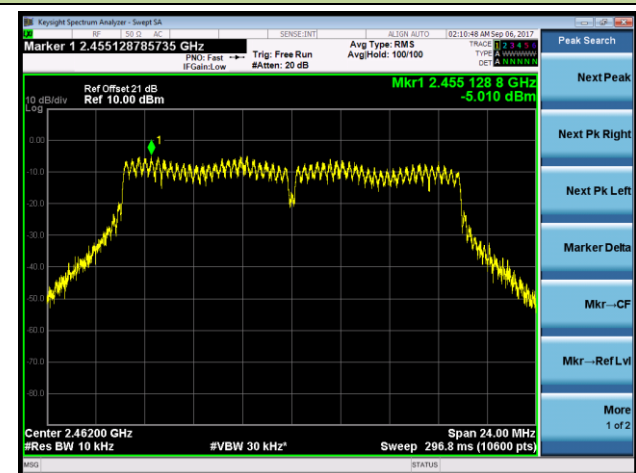
#### Channel 01 (2412MHz)



#### Channel 06 (2437MHz)

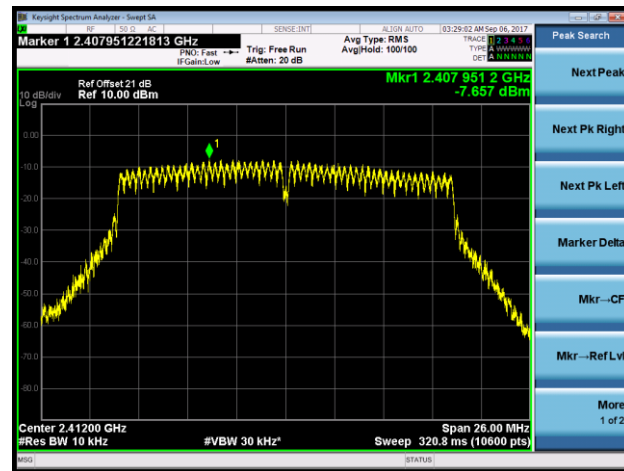


#### Channel 11 (2462MHz)

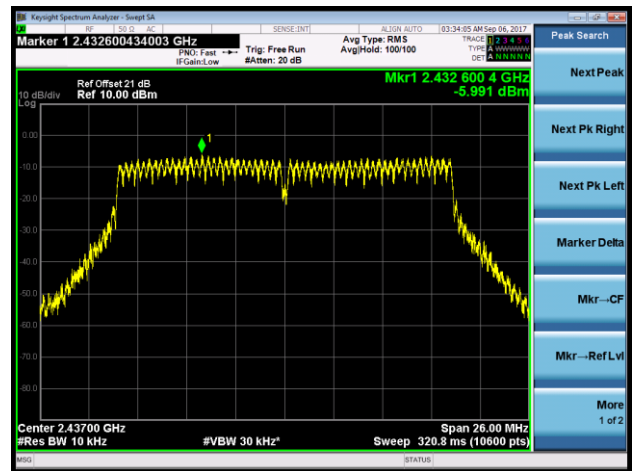


### 802.11n-HT20 AVGPDS - Ant 1 / Ant 0 + 1 (CDD Mode)

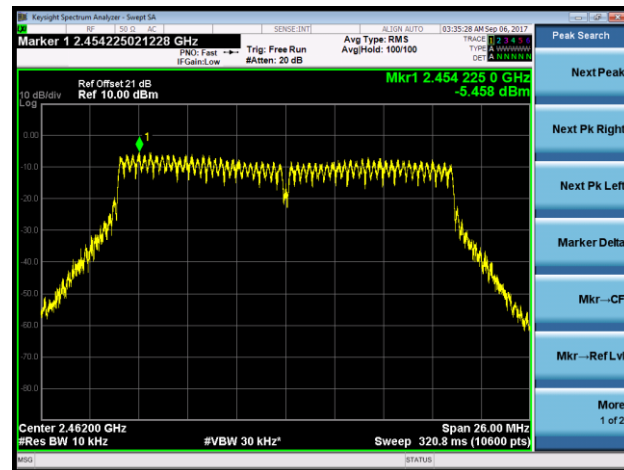
#### Channel 01 (2412MHz)



#### Channel 06 (2437MHz)

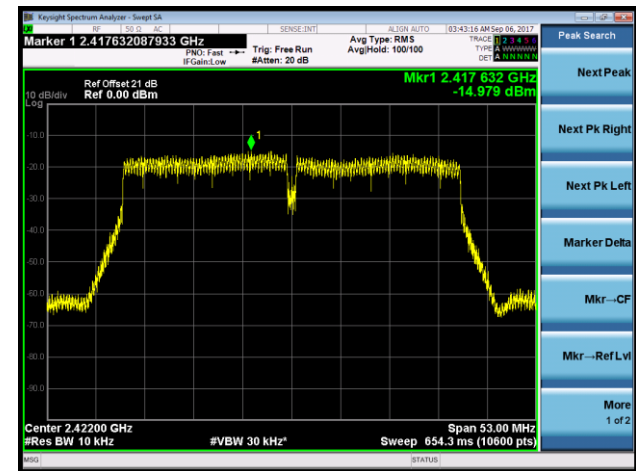


#### Channel 11 (2462MHz)

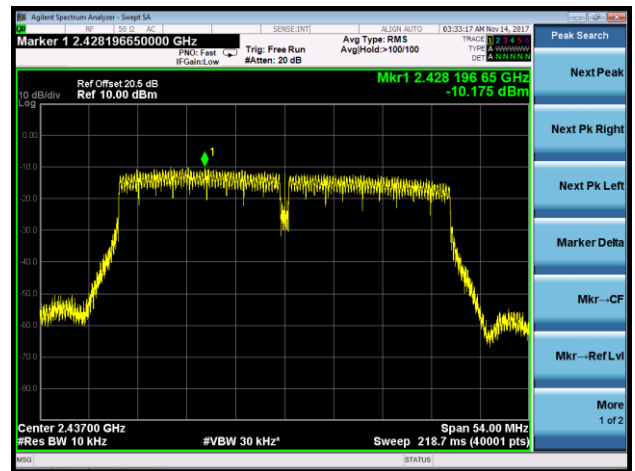


## 802.11n-HT40 AVGPDS - Ant 1 / Ant 0 + 1 (CDD Mode)

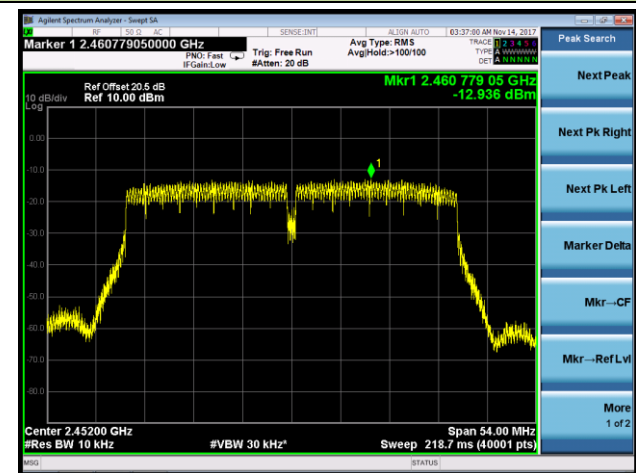
### Channel 03 (2422MHz)



### Channel 06 (2437MHz)



### Channel 09 (2452MHz)

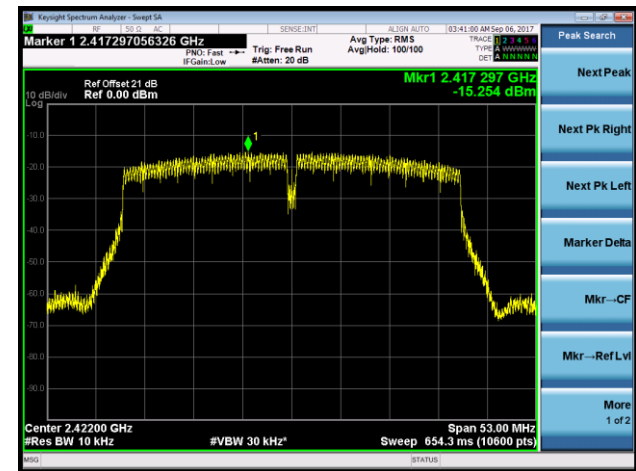






## 802.11n-HT40 AVGPSD - Ant 0 / Ant 0 + 1 (Beam-Forming Mode)

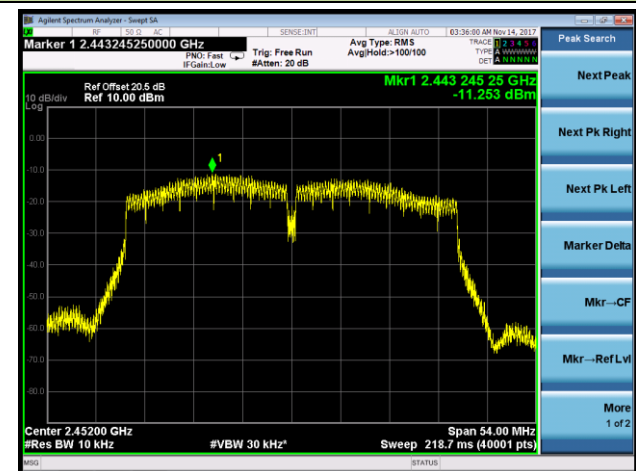
### Channel 03 (2422MHz)



### Channel 06 (2437MHz)

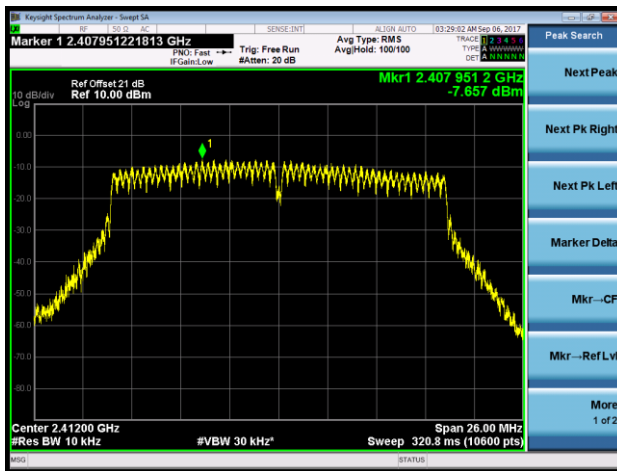


### Channel 09 (2452MHz)

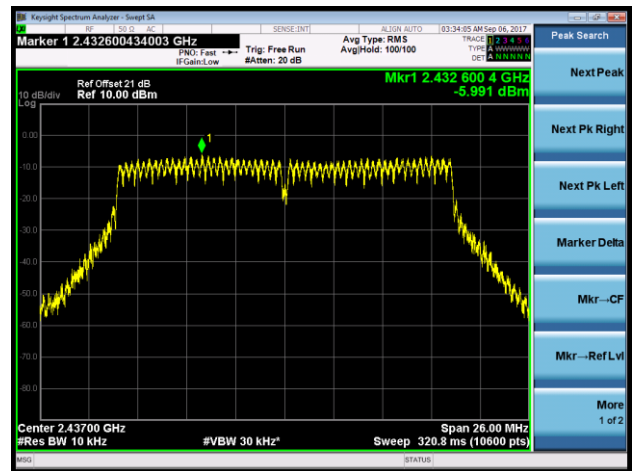


## 802.11n-HT20 AVGPSD - Ant 1 / Ant 0 + 1 (Beam-Forming Mode)

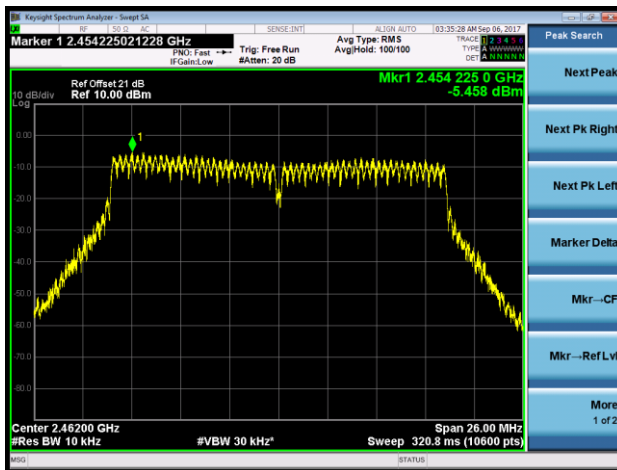
### Channel 01 (2412MHz)



### Channel 06 (2437MHz)

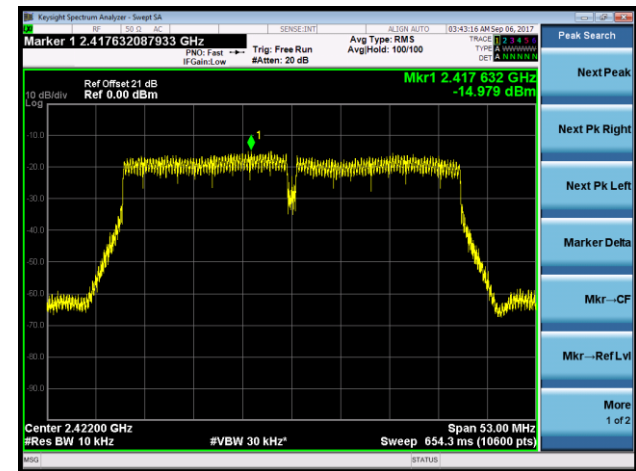


### Channel 11 (2462MHz)

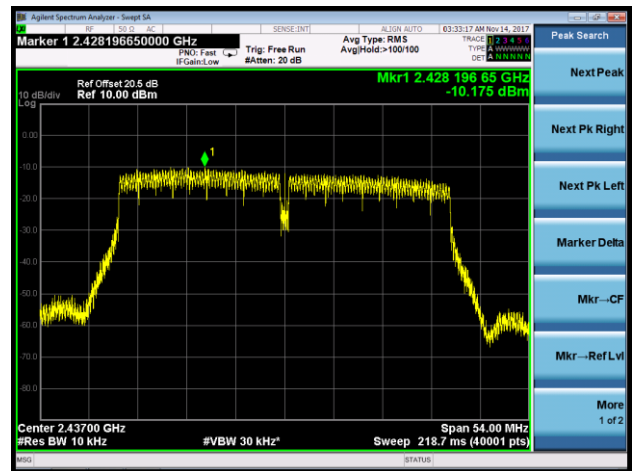


## 802.11n-HT40 AVGPSD - Ant 1 / Ant 0 + 1 (Beam-Forming Mode)

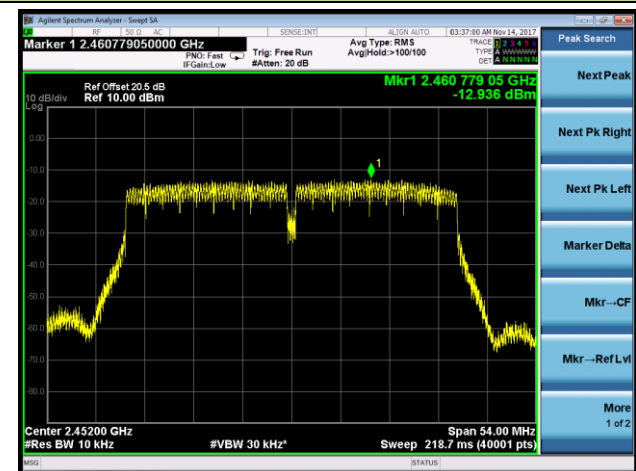
### Channel 03 (2422MHz)



### Channel 06 (2437MHz)



### Channel 09 (2452MHz)





#### 4. Conducted Band Edge and Out-of-Band Emissions Test Result

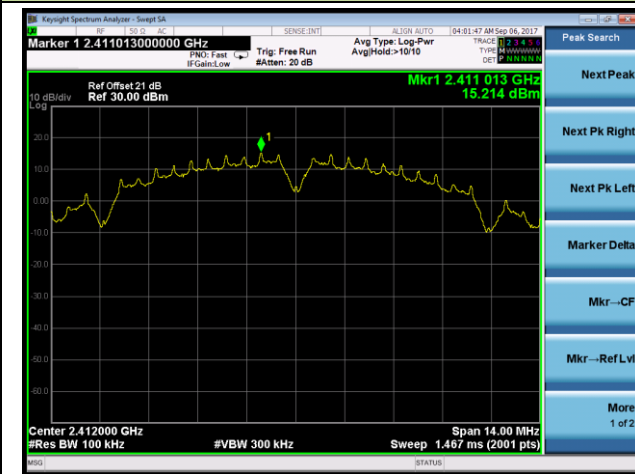
Product	ACCESS POINT	Temperature	27°C
Test Engineer	Kevin Ker	Relative Humidity	65%
Test Site	SR2	Test Date	2017/09/06
Test Item	Conducted Band Edge and Out-of-Band Emissions		

Test Mode	Data Rate / MCS	Channel No.	Frequency (MHz)	Limit (dBc)	Result
Ant 0 / Ant 0 + 1					
802.11b	1Mbps	01	2412	30	Pass
802.11b	1Mbps	06	2437	30	Pass
802.11b	1Mbps	11	2462	30	Pass
802.11g	6Mbps	01	2412	30	Pass
802.11g	6Mbps	06	2437	30	Pass
802.11g	6Mbps	11	2462	30	Pass
802.11n-HT20	MCS0	01	2412	30	Pass
802.11n-HT20	MCS0	06	2437	30	Pass
802.11n-HT20	MCS0	11	2462	30	Pass
802.11n-HT40	MCS0	03	2422	30	Pass
802.11n-HT40	MCS0	06	2437	30	Pass
802.11n-HT40	MCS0	09	2452	30	Pass

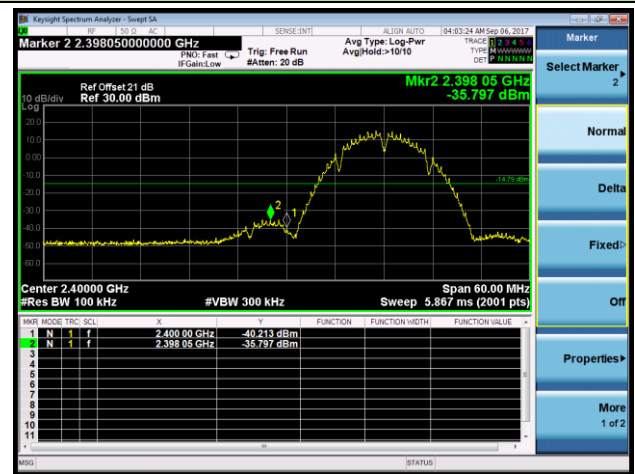
## 802.11b Out-of-Band Emissions - Ant 0 / Ant 0 + 1

### Channel 01 (2412MHz)

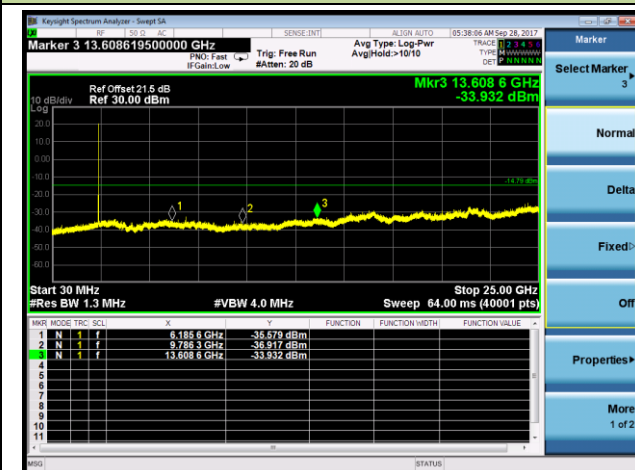
#### 100kHz PSD reference Level



#### Low Band Edge



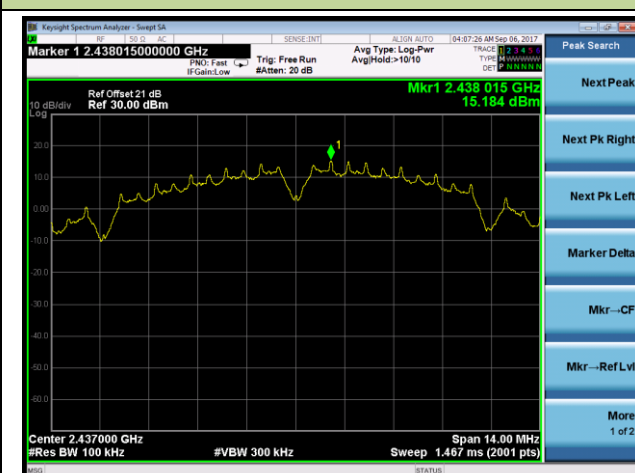
#### Spurious Emission



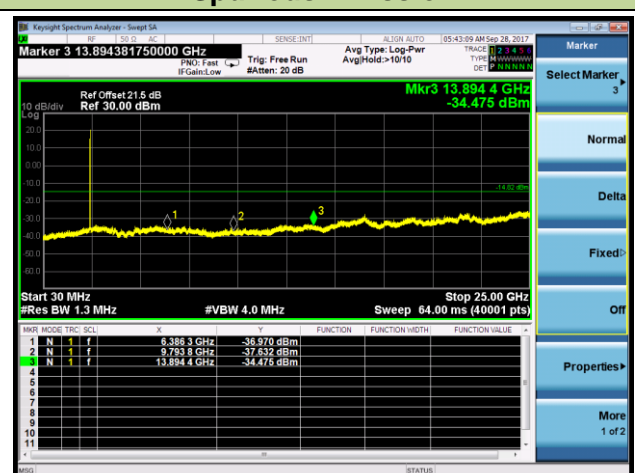
Note: The Value of the Display Line is -14.79dBm

### Channel 06 (2437MHz)

#### 100kHz PSD reference Level



#### Spurious Emission

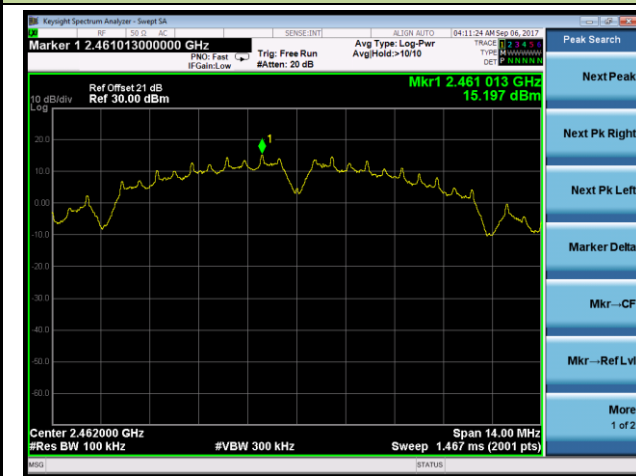


Note: The Value of the Display Line is -14.82dBm

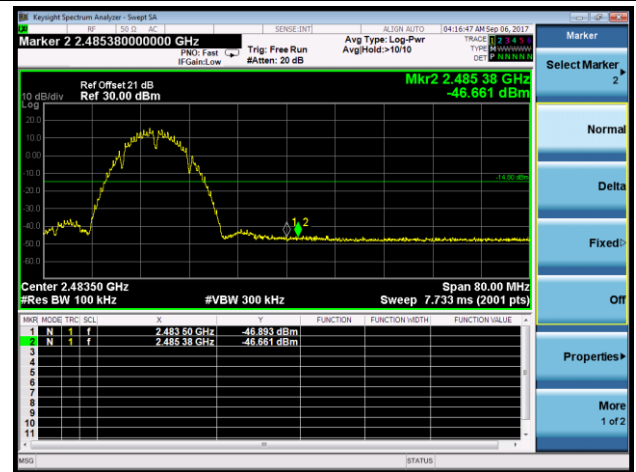
## 802.11b Out-of-Band Emissions - Ant 0 / Ant 0 + 1

### Channel 11 (2462MHz)

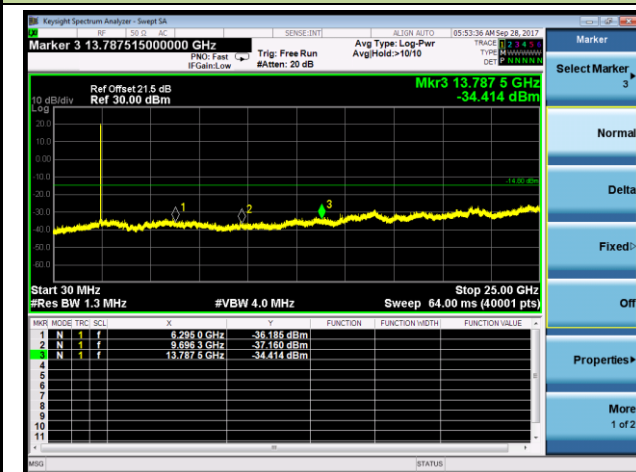
#### 100kHz PSD reference Level



#### High Band Edge



#### Spurious Emission

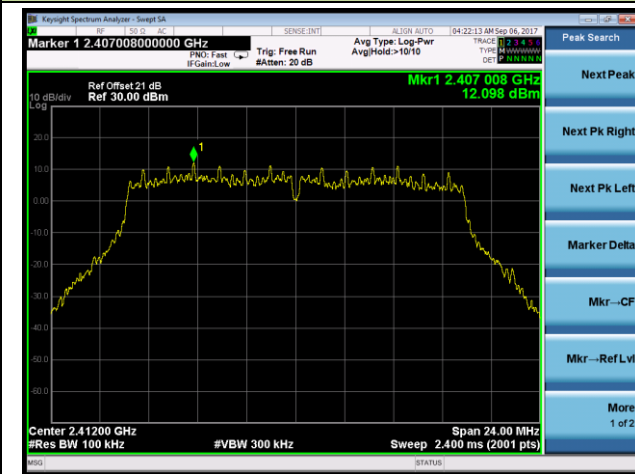


Note: The Value of the Display Line is -14.80dBm

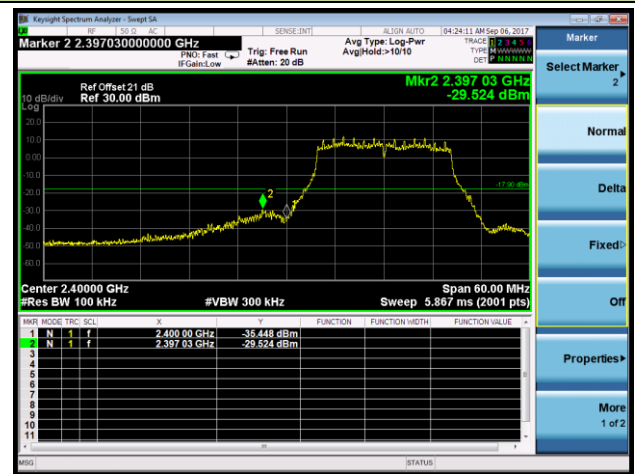
## 802.11g Out-of-Band Emissions - Ant 0 / Ant 0 + 1

### Channel 01 (2412MHz)

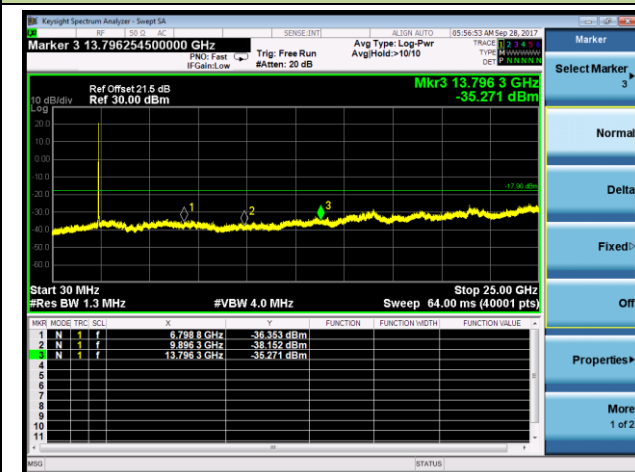
#### 100kHz PSD reference Level



#### Low Band Edge



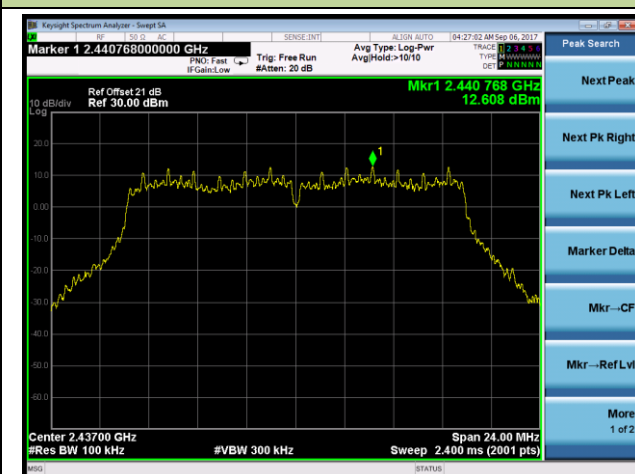
#### Spurious Emission



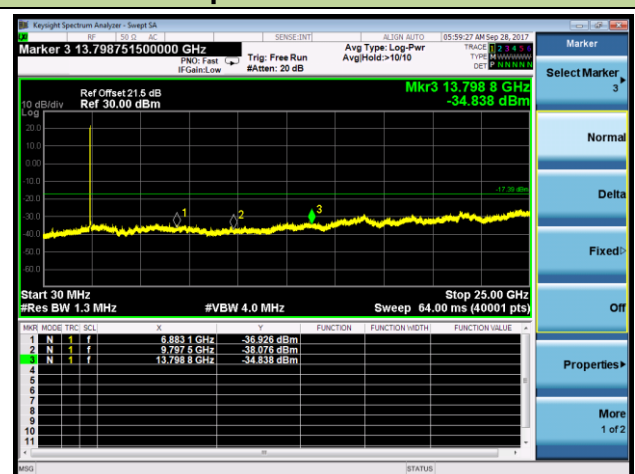
Note: The Value of the Display Line is -17.90dBm

### Channel 06 (2437MHz)

#### 100kHz PSD reference Level



#### Spurious Emission



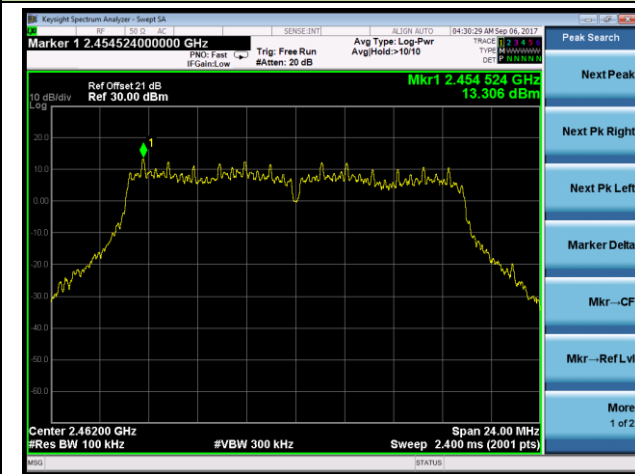
Note: The Value of the Display Line is -17.39dBm



## 802.11g Out-of-Band Emissions - Ant 0 / Ant 0 + 1

### Channel 11 (2462MHz)

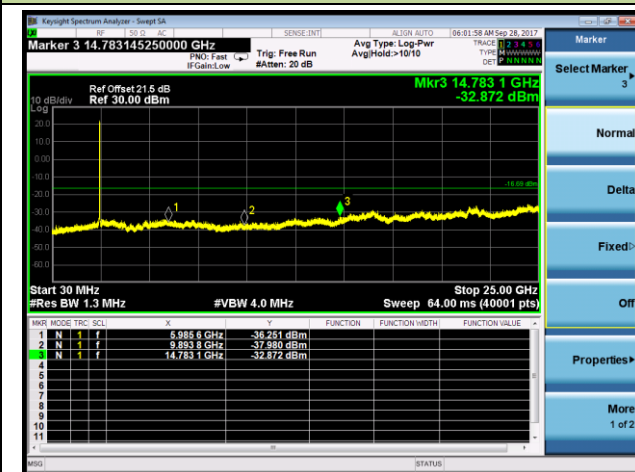
#### 100kHz PSD reference Level



#### High Band Edge



#### Spurious Emission

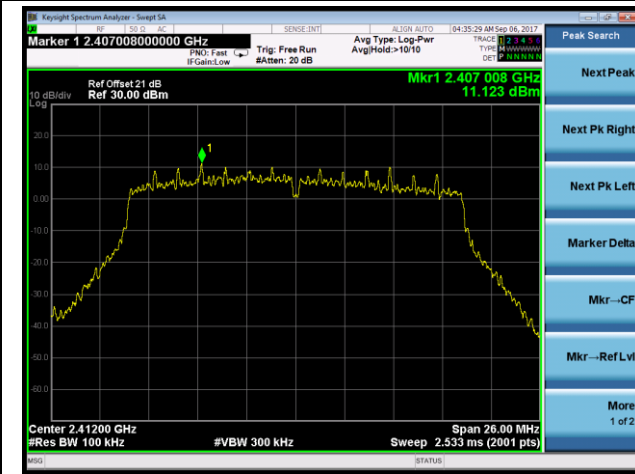


Note: The Value of the Display Line is -14.69dBm

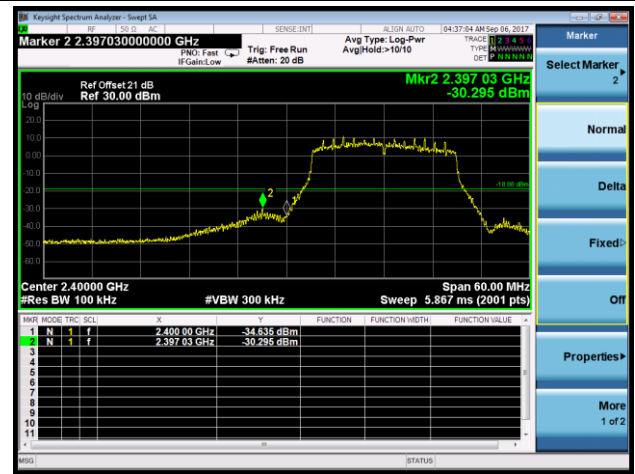
## 802.11n-HT20 Out-of-Band Emissions - Ant 0 / Ant 0 + 1

### Channel 01 (2412MHz)

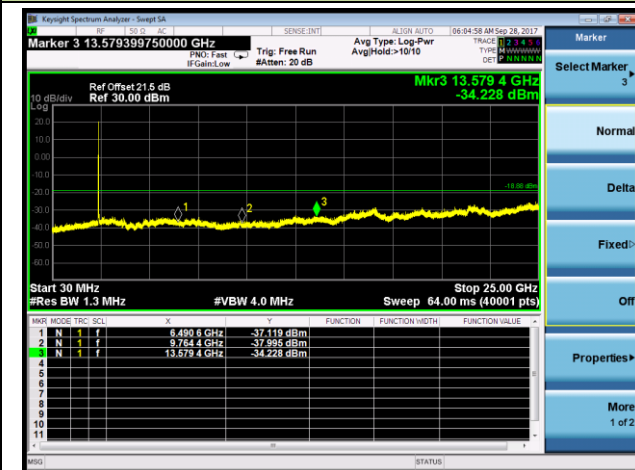
#### 100kHz PSD reference Level



#### Low Band Edge



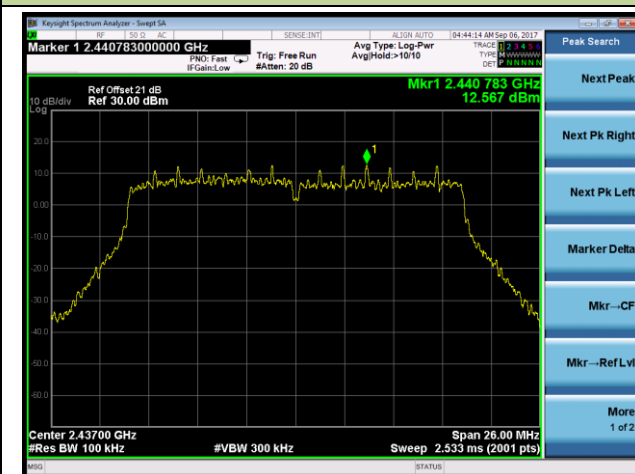
#### Spurious Emission



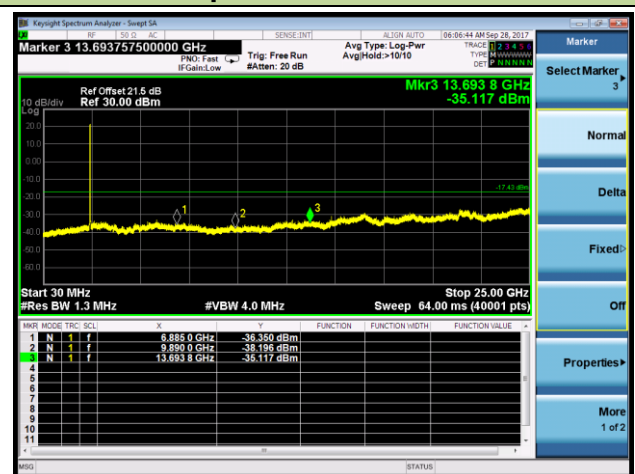
Note: The Value of the Display Line is -18.88dBm

### Channel 06 (2437MHz)

#### 100kHz PSD reference Level



#### Spurious Emission

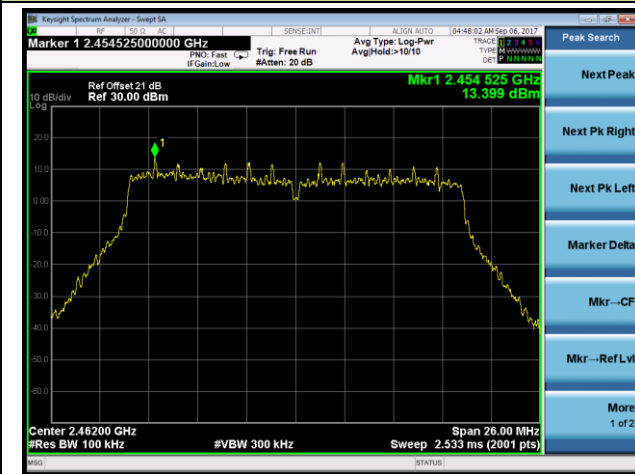


Note: The Value of the Display Line is -17.43dBm

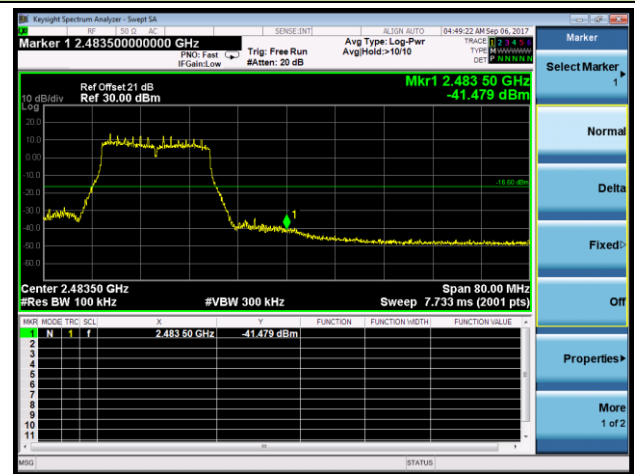
## 802.11n-HT20 Out-of-Band Emissions - Ant 0 / Ant 0 + 1

### Channel 11 (2462MHz)

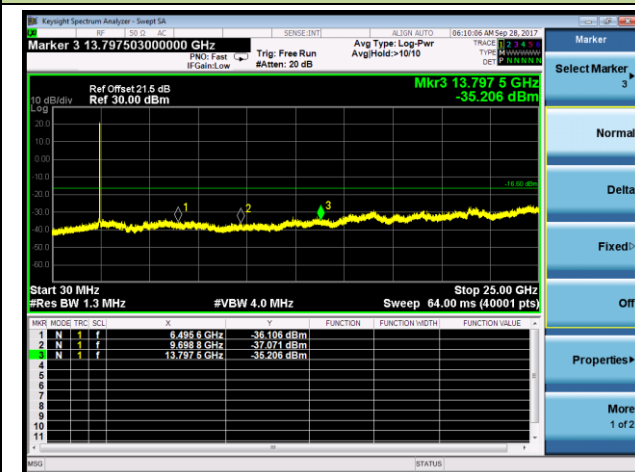
#### 100kHz PSD reference Level



#### High Band Edge



#### Spurious Emission



Note: The Value of the Display Line is -16.60dBm