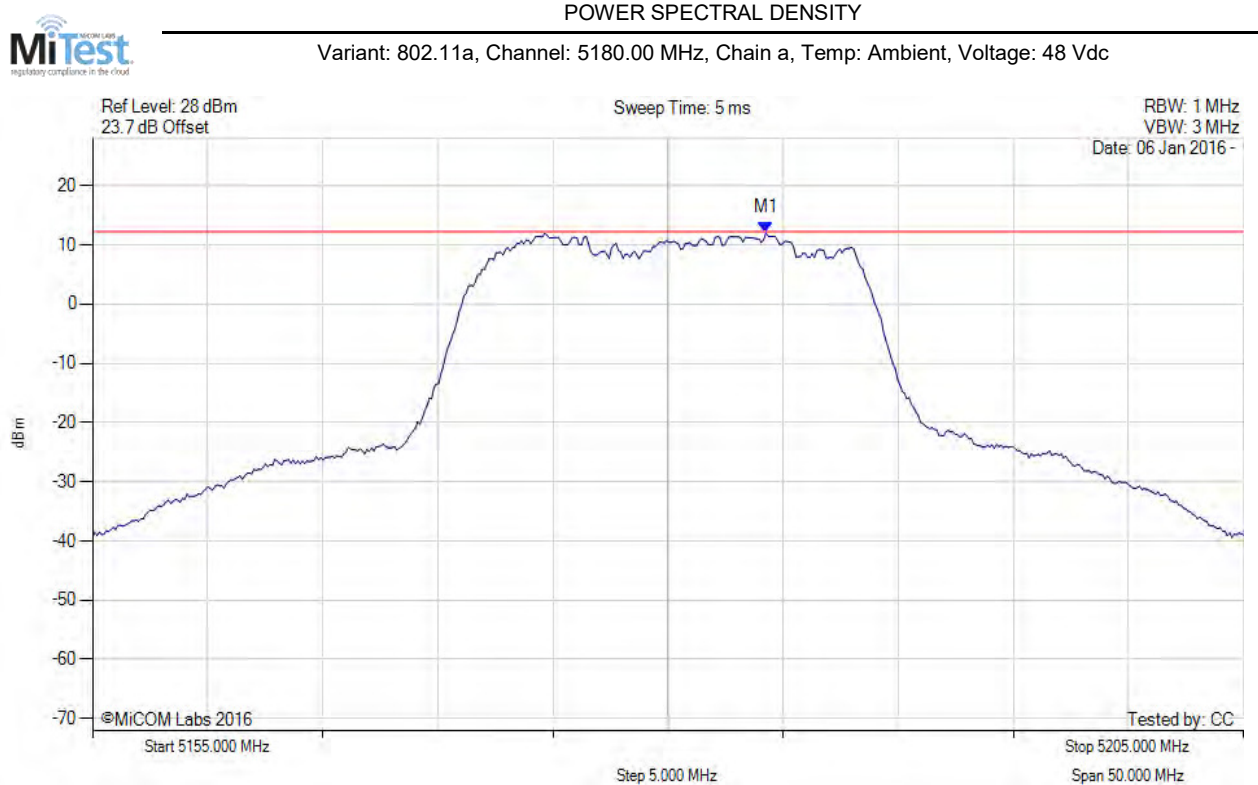




A.2. Power Spectral Density



Analyzer Setup	Marker:Frequency:Amplitude	Test Results
Detector = RMS Sweep Count = 100 RF Atten (dB) = 20 Trace Mode = VIEW	M1 : 5184.259 MHz : 12.013 dBm	Limit: ≤ 12.230 dBm

[back to matrix](#)

This test report may be reproduced in full only. The document may only be updated by MiCOM Labs personnel. All changes will be noted in the Document History section of the report.

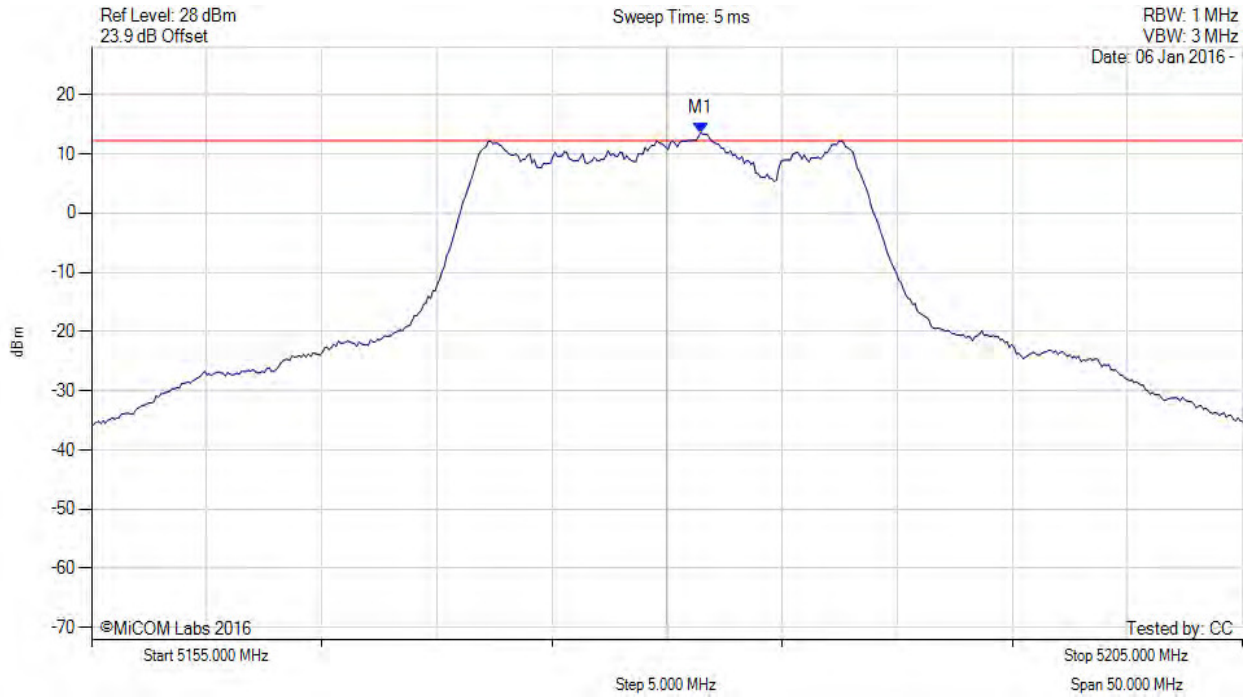


Title: Aruba Networks, Inc. APEX0100, APEX0101
To: FCC CFR 47 Part 15 Subpart E 15.407
Serial #: ARUB190-U5 Rev A
Issue Date: 18th April 2016
Page: 226 of 405

POWER SPECTRAL DENSITY



Variant: 802.11a, Channel: 5180.00 MHz, Chain b, Temp: Ambient, Voltage: 48 Vdc



Analyzer Setup	Marker:Frequency:Amplitude	Test Results
Detector = RMS Sweep Count = 100 RF Atten (dB) = 20 Trace Mode = VIEW	M1 : 5181.453 MHz : 13.539 dBm	Limit: ≤ 12.230 dBm

[back to matrix](#)

This test report may be reproduced in full only. The document may only be updated by MiCOM Labs personnel. All changes will be noted in the Document History section of the report.

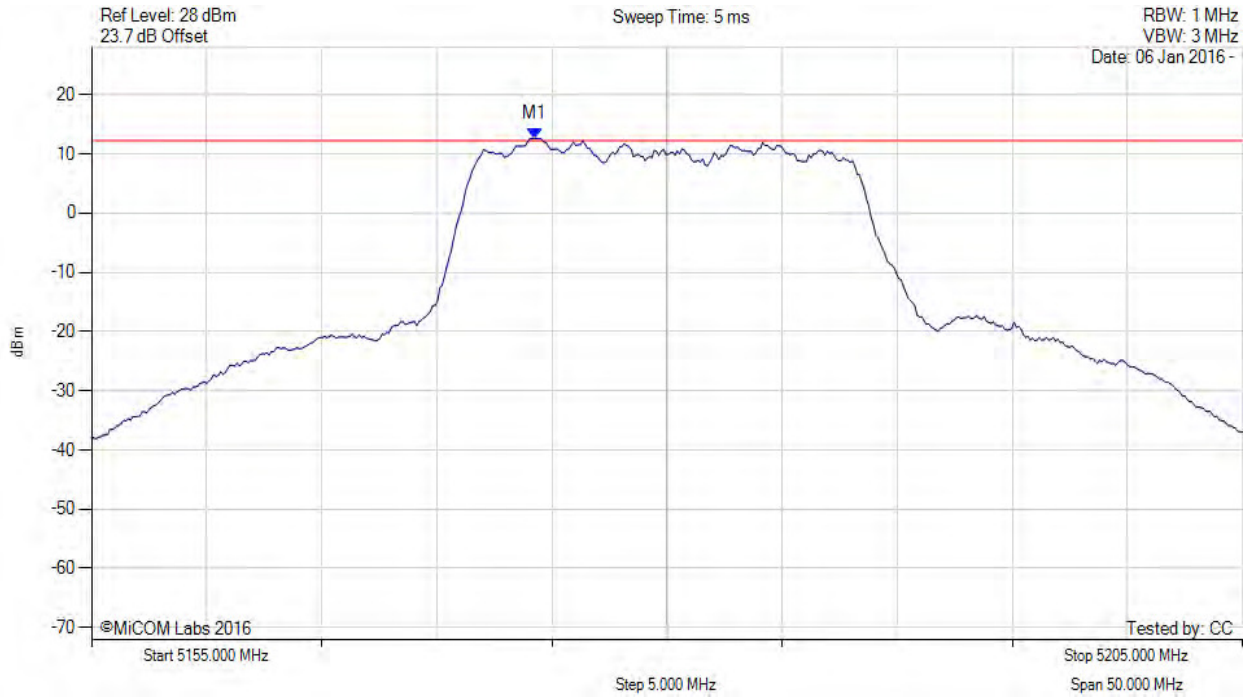


Title: Aruba Networks, Inc. APEX0100, APEX0101
To: FCC CFR 47 Part 15 Subpart E 15.407
Serial #: ARUB190-U5 Rev A
Issue Date: 18th April 2016
Page: 227 of 405

POWER SPECTRAL DENSITY



Variant: 802.11a, Channel: 5180.00 MHz, Chain c, Temp: Ambient, Voltage: 48 Vdc



Analyzer Setup	Marker: Frequency: Amplitude	Test Results
Detector = RMS Sweep Count = 100 RF Atten (dB) = 20 Trace Mode = VIEW	M1 : 5174.238 MHz : 12.620 dBm	Limit: ≤ 12.230 dBm

[back to matrix](#)

This test report may be reproduced in full only. The document may only be updated by MiCOM Labs personnel. All changes will be noted in the Document History section of the report.

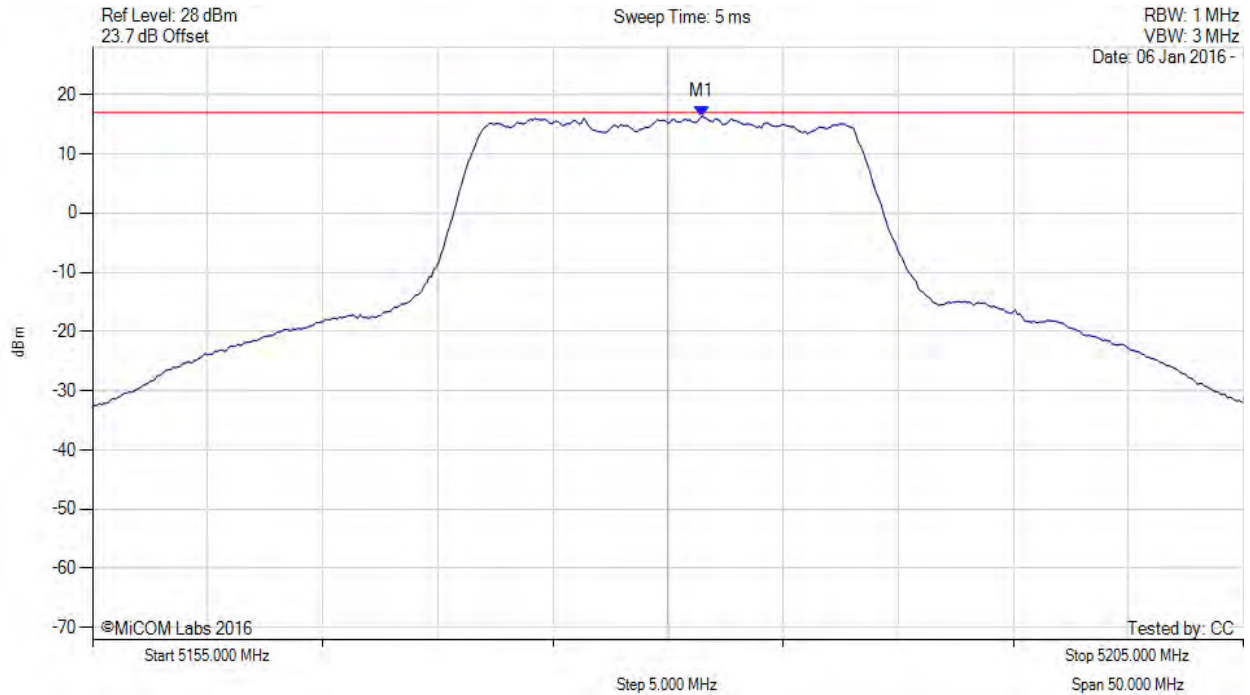


Title: Aruba Networks, Inc. APEX0100, APEX0101
To: FCC CFR 47 Part 15 Subpart E 15.407
Serial #: ARUB190-U5 Rev A
Issue Date: 18th April 2016
Page: 228 of 405

POWER SPECTRAL DENSITY



Variant: 802.11a, Channel: 5180.00 MHz, SUM, Temp: Ambient, Voltage: 48 Vdc



Analyzer Setup	Marker:Frequency:Amplitude	Test Results
Detector = RMS Sweep Count = 100 RF Atten (dB) = 20 Trace Mode = VIEW	M1 : 5181.500 MHz : 16.305 dBm M1 + DCCF : 5181.500 MHz : 16.574 dBm Duty Cycle Correction Factor : +0.27 dB	Limit: ≤ 17.0 dBm Margin: -0.4 dB

[back to matrix](#)

This test report may be reproduced in full only. The document may only be updated by MiCOM Labs personnel. All changes will be noted in the Document History section of the report.

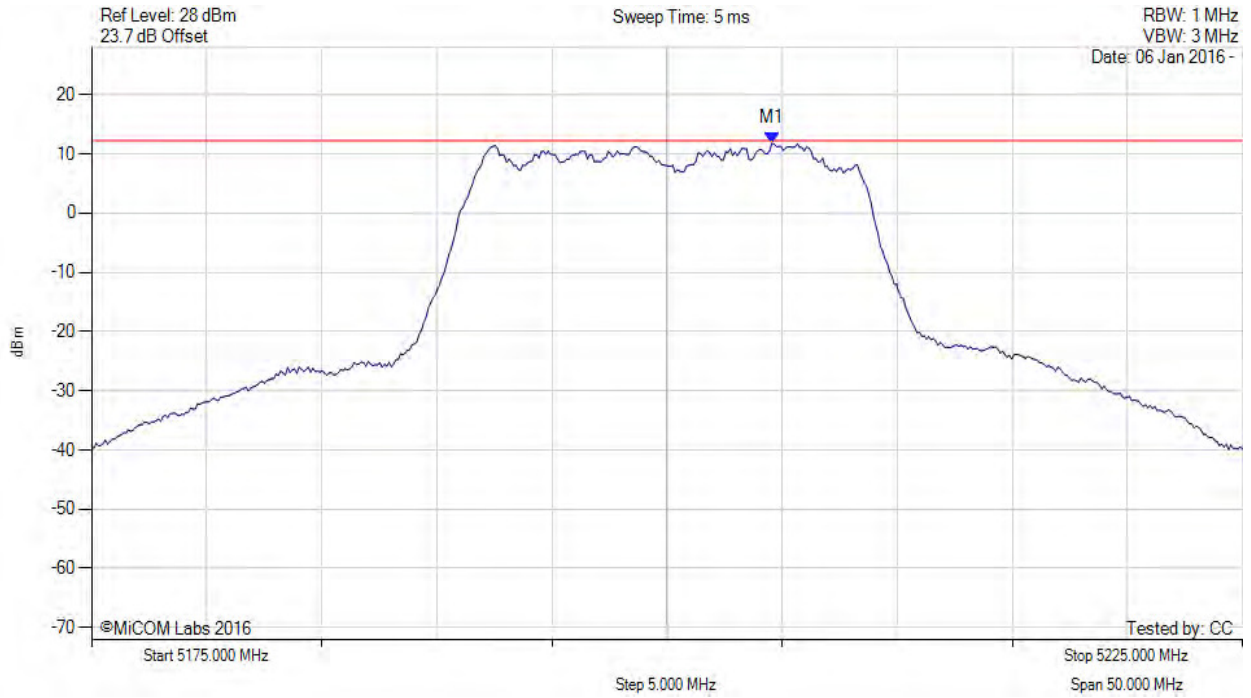


Title: Aruba Networks, Inc. APEX0100, APEX0101
To: FCC CFR 47 Part 15 Subpart E 15.407
Serial #: ARUB190-U5 Rev A
Issue Date: 18th April 2016
Page: 229 of 405

POWER SPECTRAL DENSITY



Variant: 802.11a, Channel: 5200.00 MHz, Chain a, Temp: Ambient, Voltage: 48 Vdc



Analyzer Setup	Marker: Frequency: Amplitude	Test Results
Detector = RMS Sweep Count = 100 RF Atten (dB) = 20 Trace Mode = VIEW	M1 : 5204.559 MHz : 11.820 dBm	Limit: ≤ 12.230 dBm

[back to matrix](#)

This test report may be reproduced in full only. The document may only be updated by MiCOM Labs personnel. All changes will be noted in the Document History section of the report.

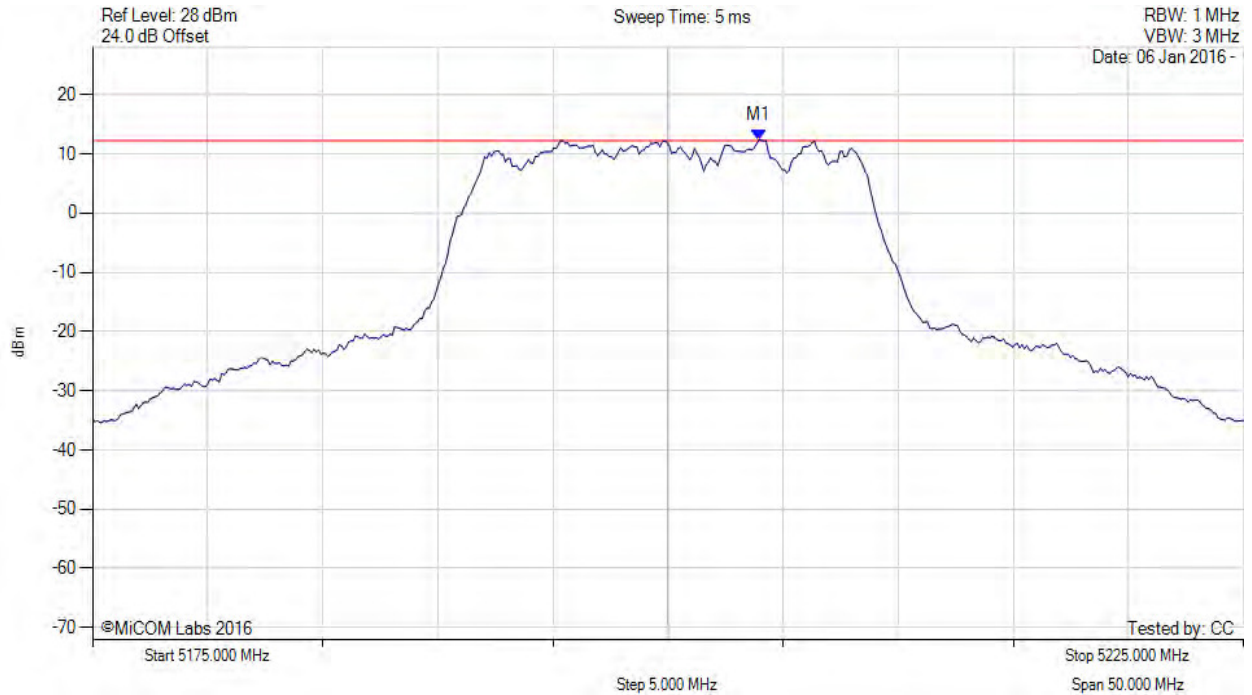


Title: Aruba Networks, Inc. APEX0100, APEX0101
To: FCC CFR 47 Part 15 Subpart E 15.407
Serial #: ARUB190-U5 Rev A
Issue Date: 18th April 2016
Page: 230 of 405

POWER SPECTRAL DENSITY



Variant: 802.11a, Channel: 5200.00 MHz, Chain b, Temp: Ambient, Voltage: 48 Vdc



Analyzer Setup	Marker: Frequency: Amplitude	Test Results
Detector = RMS Sweep Count = 100 RF Atten (dB) = 20 Trace Mode = VIEW	M1 : 5203.958 MHz : 12.410 dBm	Channel Frequency: 5200.00 MHz

[back to matrix](#)

This test report may be reproduced in full only. The document may only be updated by MiCOM Labs personnel. All changes will be noted in the Document History section of the report.

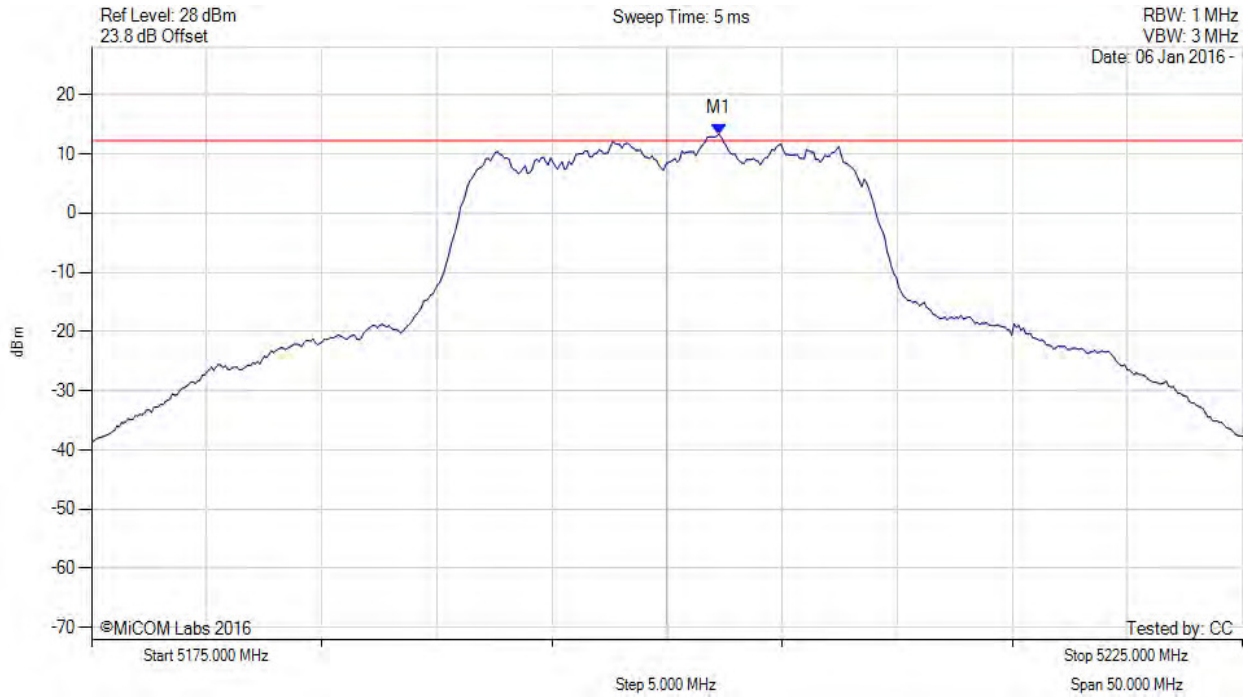


Title: Aruba Networks, Inc. APEX0100, APEX0101
To: FCC CFR 47 Part 15 Subpart E 15.407
Serial #: ARUB190-U5 Rev A
Issue Date: 18th April 2016
Page: 231 of 405

POWER SPECTRAL DENSITY



Variant: 802.11a, Channel: 5200.00 MHz, Chain c, Temp: Ambient, Voltage: 48 Vdc



Analyzer Setup	Marker:Frequency:Amplitude	Test Results
Detector = RMS Sweep Count = 100 RF Atten (dB) = 20 Trace Mode = VIEW	M1 : 5202.255 MHz : 13.378 dBm	Limit: ≤ 12.230 dBm

[back to matrix](#)

This test report may be reproduced in full only. The document may only be updated by MiCOM Labs personnel. All changes will be noted in the Document History section of the report.

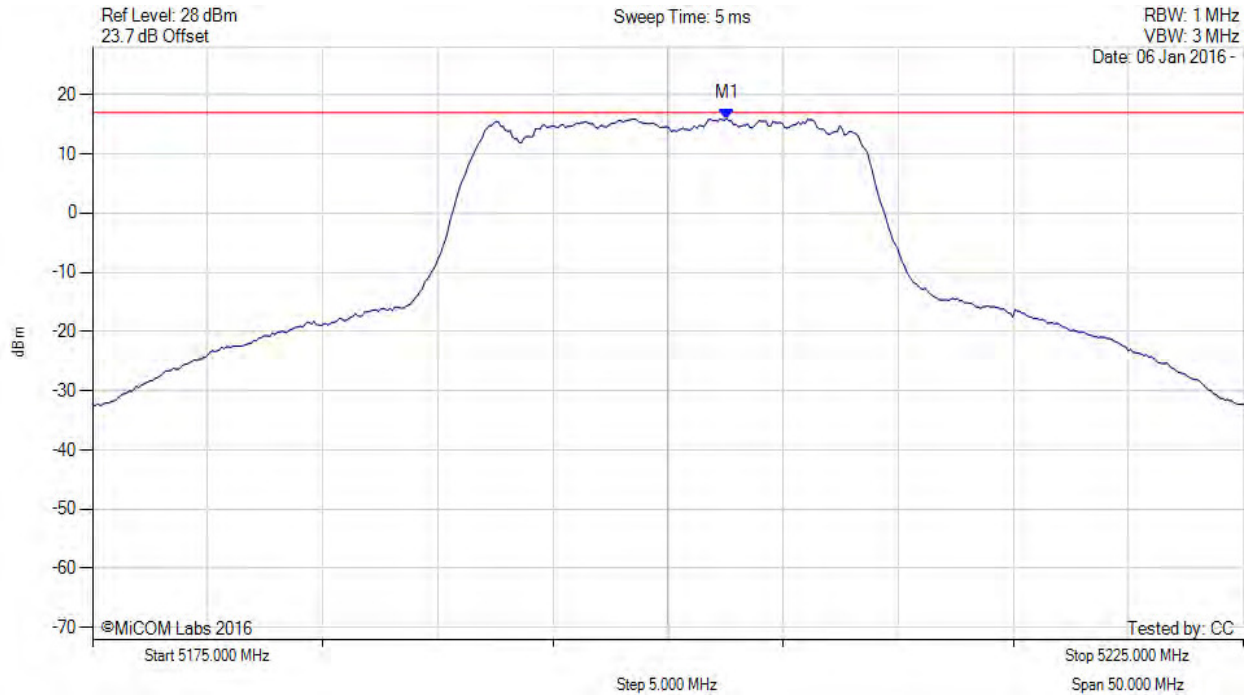


Title: Aruba Networks, Inc. APEX0100, APEX0101
To: FCC CFR 47 Part 15 Subpart E 15.407
Serial #: ARUB190-U5 Rev A
Issue Date: 18th April 2016
Page: 232 of 405

POWER SPECTRAL DENSITY



Variant: 802.11a, Channel: 5200.00 MHz, SUM, Temp: Ambient, Voltage: 48 Vdc



Analyzer Setup	Marker:Frequency:Amplitude	Test Results
Detector = RMS Sweep Count = 100 RF Atten (dB) = 20 Trace Mode = VIEW	M1 : 5202.600 MHz : 15.928 dBm M1 + DCCF : 5202.600 MHz : 16.197 dBm Duty Cycle Correction Factor : +0.27 dB	Limit: ≤ 17.0 dBm Margin: -0.8 dB

[back to matrix](#)

This test report may be reproduced in full only. The document may only be updated by MiCOM Labs personnel. All changes will be noted in the Document History section of the report.

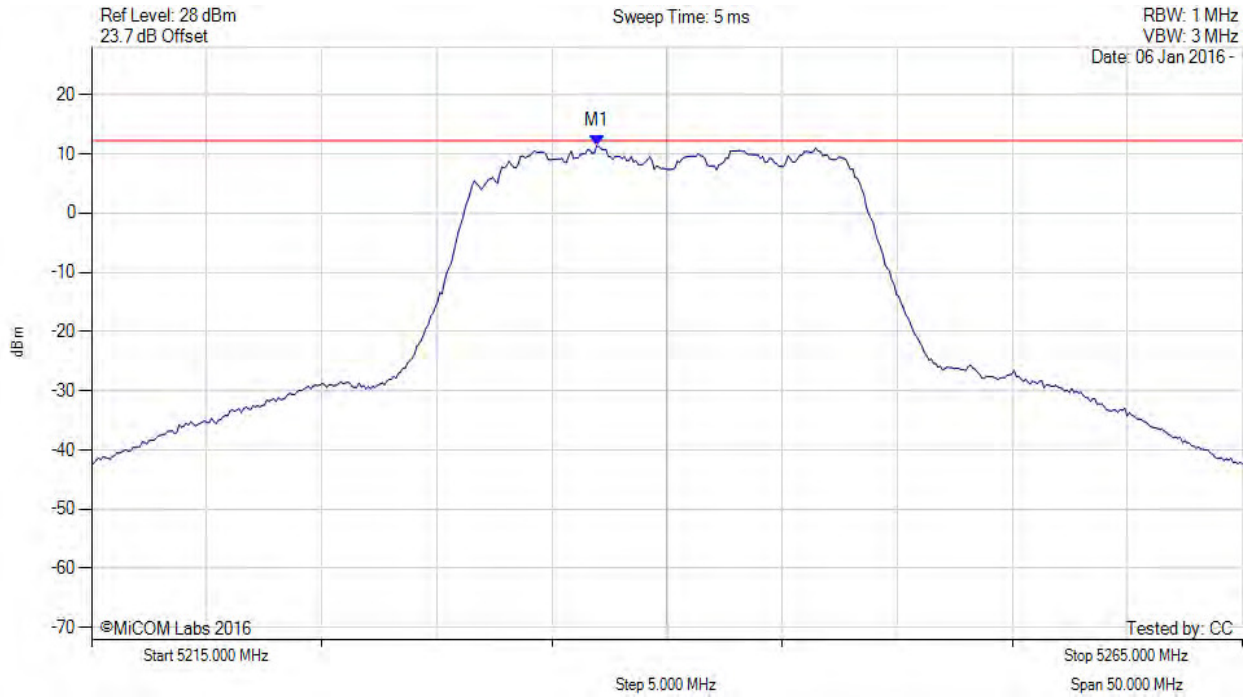


Title: Aruba Networks, Inc. APEX0100, APEX0101
To: FCC CFR 47 Part 15 Subpart E 15.407
Serial #: ARUB190-U5 Rev A
Issue Date: 18th April 2016
Page: 233 of 405

POWER SPECTRAL DENSITY



Variant: 802.11a, Channel: 5240.00 MHz, Chain a, Temp: Ambient, Voltage: 48 Vdc



Analyzer Setup	Marker:Frequency:Amplitude	Test Results
Detector = RMS Sweep Count = 100 RF Atten (dB) = 20 Trace Mode = VIEW	M1 : 5236.944 MHz : 11.340 dBm	Limit: ≤ 12.230 dBm

[back to matrix](#)

This test report may be reproduced in full only. The document may only be updated by MiCOM Labs personnel. All changes will be noted in the Document History section of the report.

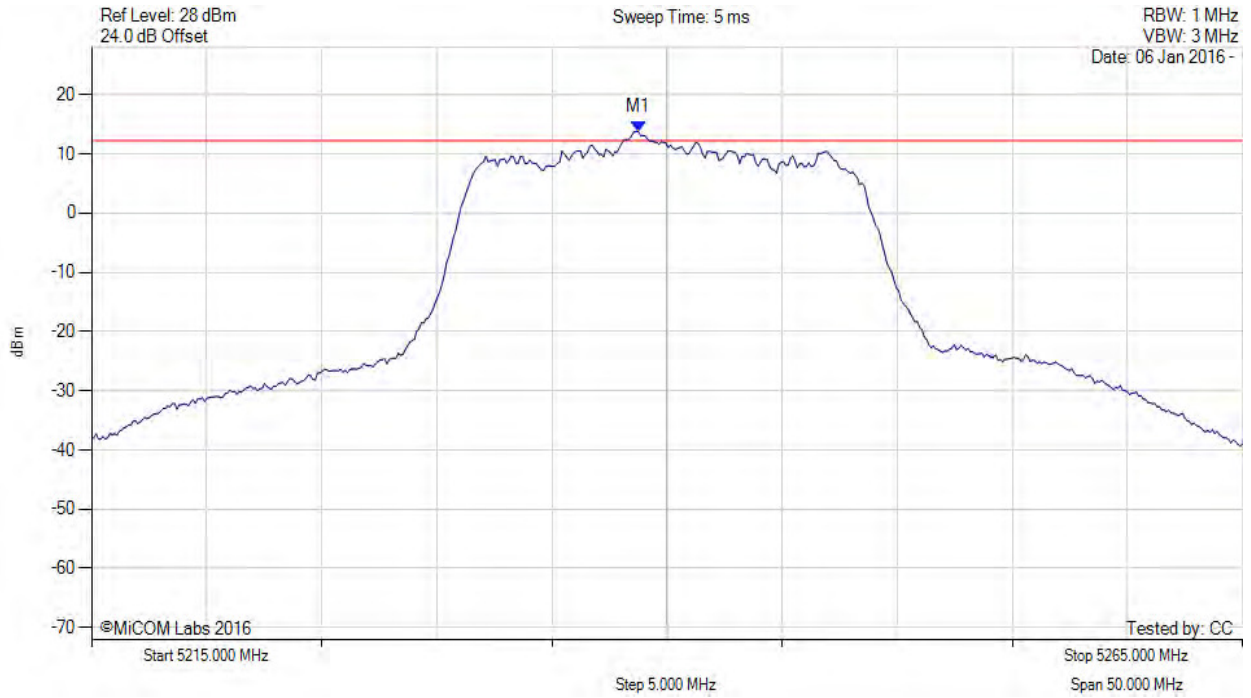


Title: Aruba Networks, Inc. APEX0100, APEX0101
To: FCC CFR 47 Part 15 Subpart E 15.407
Serial #: ARUB190-U5 Rev A
Issue Date: 18th April 2016
Page: 234 of 405

POWER SPECTRAL DENSITY



Variant: 802.11a, Channel: 5240.00 MHz, Chain b, Temp: Ambient, Voltage: 48 Vdc



Analyzer Setup	Marker: Frequency: Amplitude	Test Results
Detector = RMS Sweep Count = 100 RF Atten (dB) = 20 Trace Mode = VIEW	M1 : 5238.747 MHz : 13.790 dBm	Limit: ≤ 12.230 dBm

[back to matrix](#)

This test report may be reproduced in full only. The document may only be updated by MiCOM Labs personnel. All changes will be noted in the Document History section of the report.

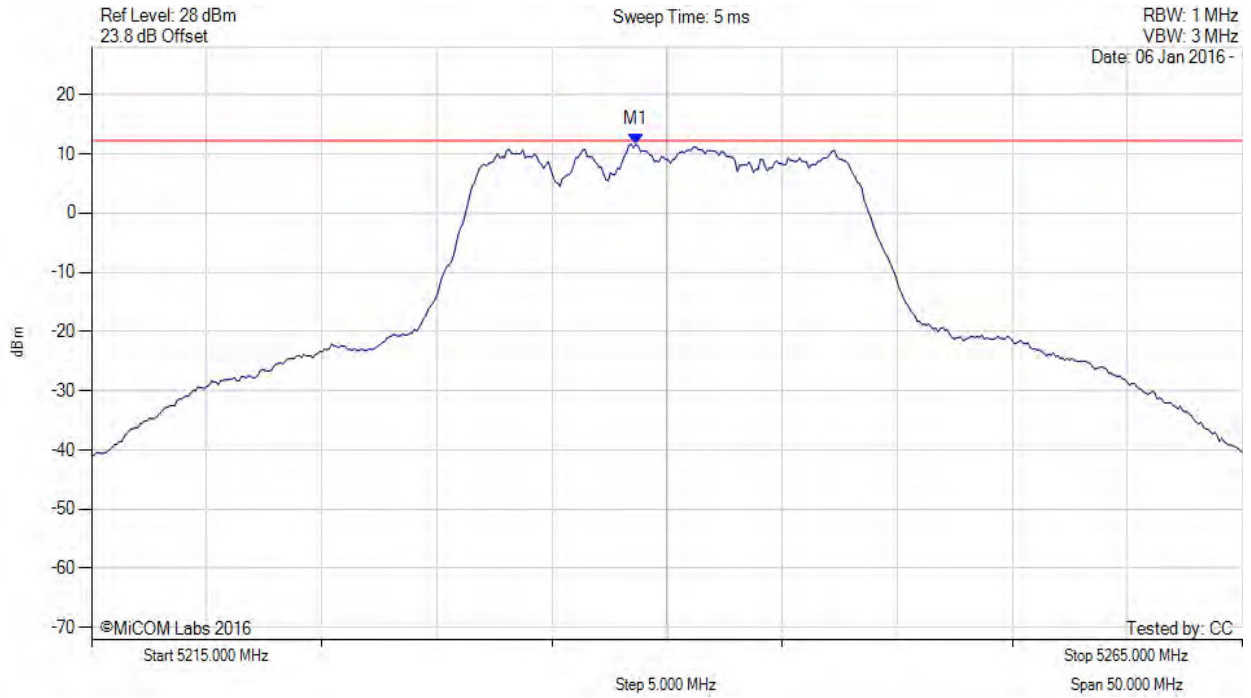


Title: Aruba Networks, Inc. APEX0100, APEX0101
To: FCC CFR 47 Part 15 Subpart E 15.407
Serial #: ARUB190-U5 Rev A
Issue Date: 18th April 2016
Page: 235 of 405

POWER SPECTRAL DENSITY



Variant: 802.11a, Channel: 5240.00 MHz, Chain c, Temp: Ambient, Voltage: 48 Vdc



Analyzer Setup	Marker: Frequency: Amplitude	Test Results
Detector = RMS Sweep Count = 100 RF Atten (dB) = 20 Trace Mode = VIEW	M1 : 5238.647 MHz : 11.619 dBm	Limit: ≤ 12.230 dBm

[back to matrix](#)

This test report may be reproduced in full only. The document may only be updated by MiCOM Labs personnel. All changes will be noted in the Document History section of the report.

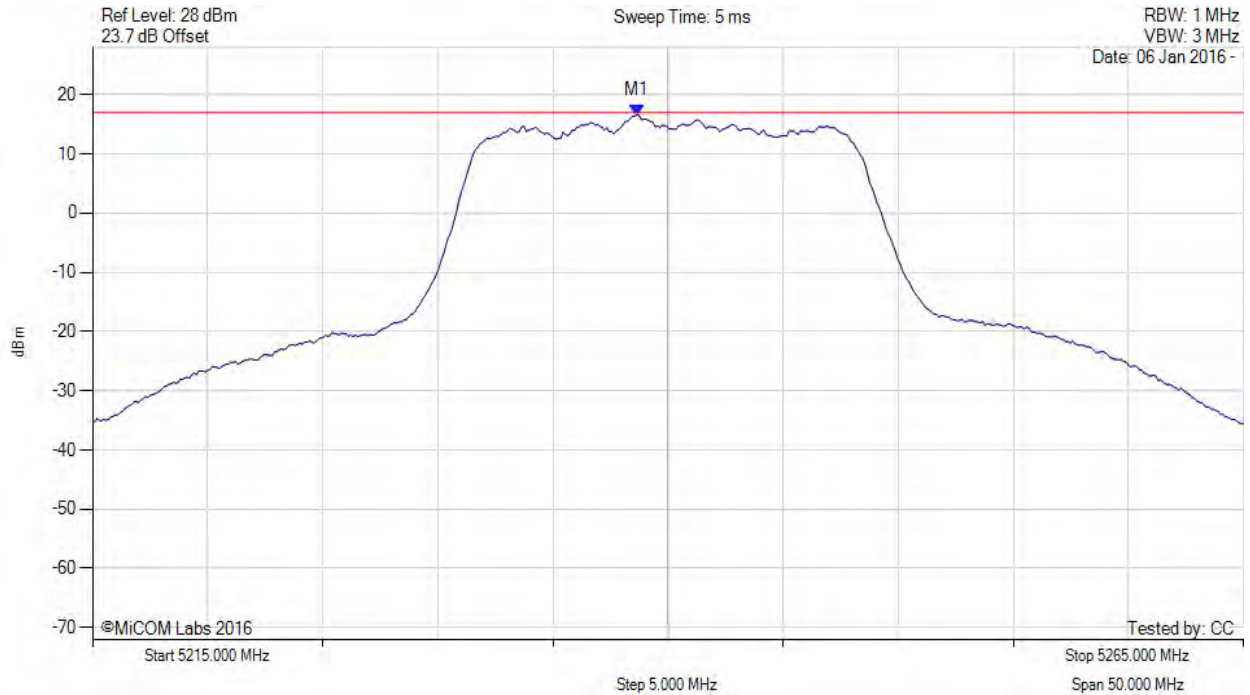


Title: Aruba Networks, Inc. APEX0100, APEX0101
To: FCC CFR 47 Part 15 Subpart E 15.407
Serial #: ARUB190-U5 Rev A
Issue Date: 18th April 2016
Page: 236 of 405

POWER SPECTRAL DENSITY



Variant: 802.11a, Channel: 5240.00 MHz, SUM, Temp: Ambient, Voltage: 48 Vdc



Analyzer Setup	Marker:Frequency:Amplitude	Test Results
Detector = RMS Sweep Count = 100 RF Atten (dB) = 20 Trace Mode = VIEW	M1 : 5238.600 MHz : 16.620 dBm M1 + DCCF : 5238.600 MHz : 16.889 dBm Duty Cycle Correction Factor : +0.27 dB	Limit: ≤ 17.0 dBm Margin: -0.1 dB

[back to matrix](#)

This test report may be reproduced in full only. The document may only be updated by MiCOM Labs personnel. All changes will be noted in the Document History section of the report.

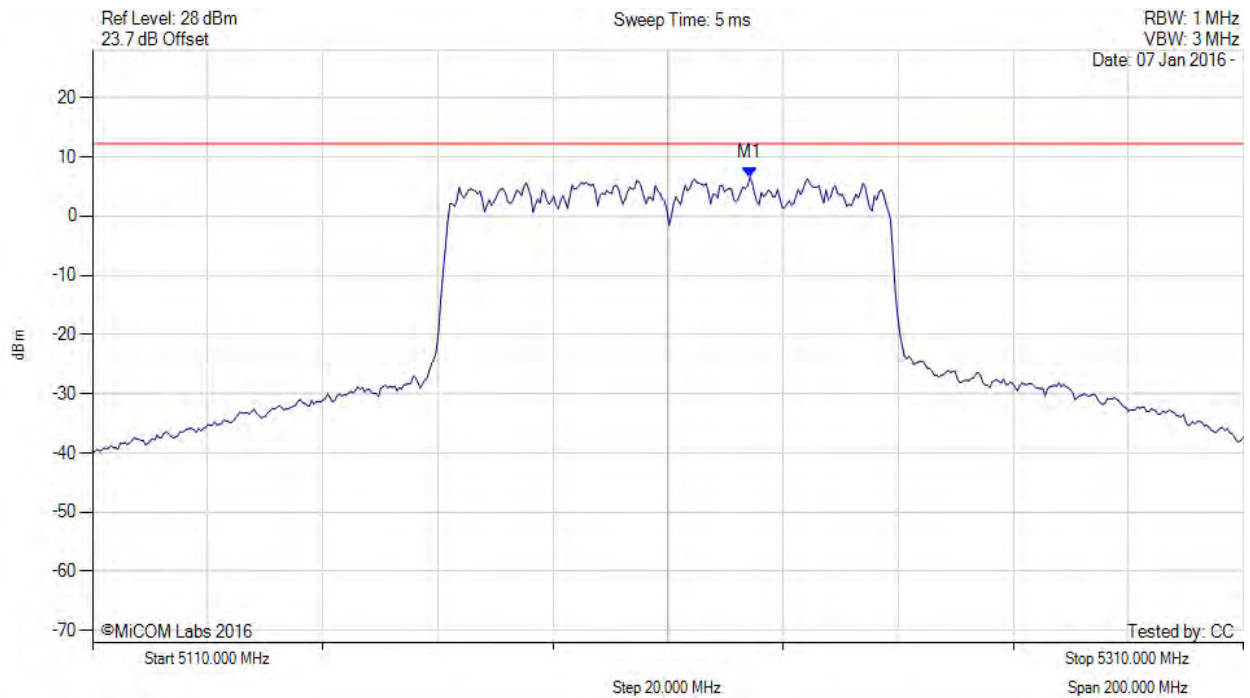


Title: Aruba Networks, Inc. APEX0100, APEX0101
To: FCC CFR 47 Part 15 Subpart E 15.407
Serial #: ARUB190-U5 Rev A
Issue Date: 18th April 2016
Page: 237 of 405

POWER SPECTRAL DENSITY



Variant: 802.11ac-80, Channel: 5210.00 MHz, Chain a, Temp: Ambient, Voltage: 48 Vdc



Analyzer Setup	Marker: Frequency: Amplitude	Test Results
Detector = RMS Sweep Count = 100 RF Atten (dB) = 20 Trace Mode = VIEW	M1 : 5224.228 MHz : 6.557 dBm	Limit: ≤ 12.230 dBm

[back to matrix](#)

This test report may be reproduced in full only. The document may only be updated by MiCOM Labs personnel. All changes will be noted in the Document History section of the report.

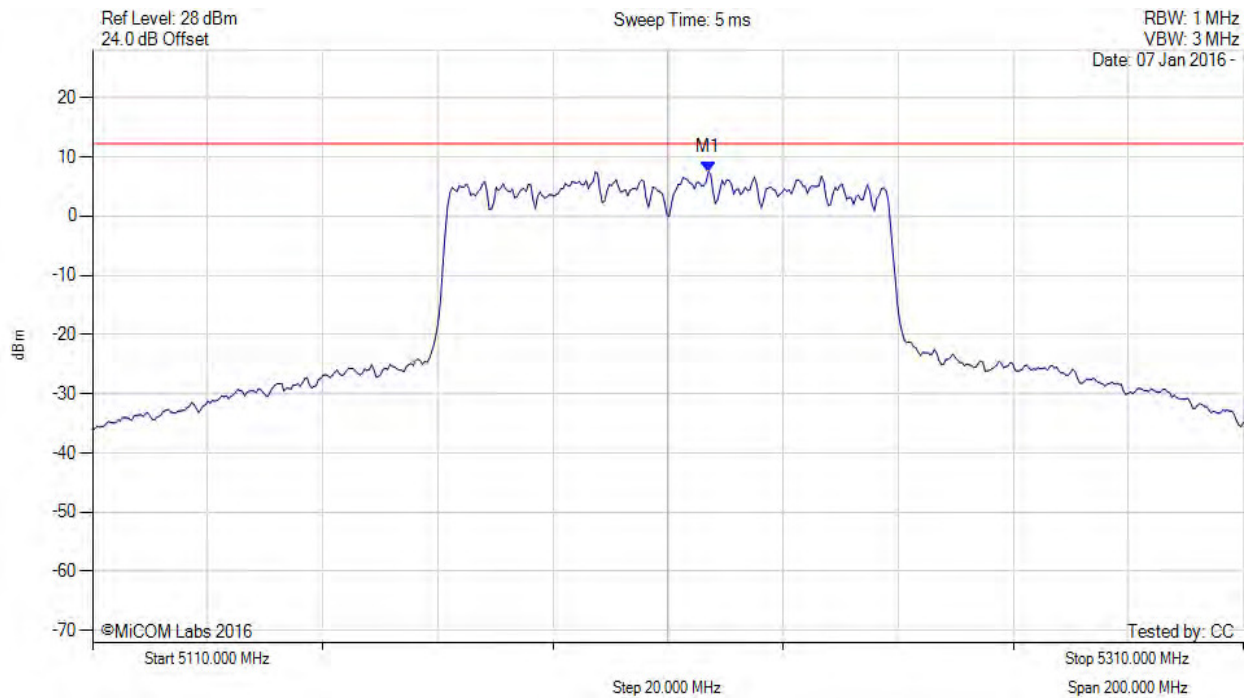


Title: Aruba Networks, Inc. APEX0100, APEX0101
To: FCC CFR 47 Part 15 Subpart E 15.407
Serial #: ARUB190-U5 Rev A
Issue Date: 18th April 2016
Page: 238 of 405

POWER SPECTRAL DENSITY



Variant: 802.11ac-80, Channel: 5210.00 MHz, Chain b, Temp: Ambient, Voltage: 48 Vdc



Analyzer Setup	Marker:Frequency:Amplitude	Test Results
Detector = RMS Sweep Count = 100 RF Atten (dB) = 20 Trace Mode = VIEW	M1 : 5217.014 MHz : 7.457 dBm	Limit: ≤ 12.230 dBm

[back to matrix](#)

This test report may be reproduced in full only. The document may only be updated by MiCOM Labs personnel. All changes will be noted in the Document History section of the report.

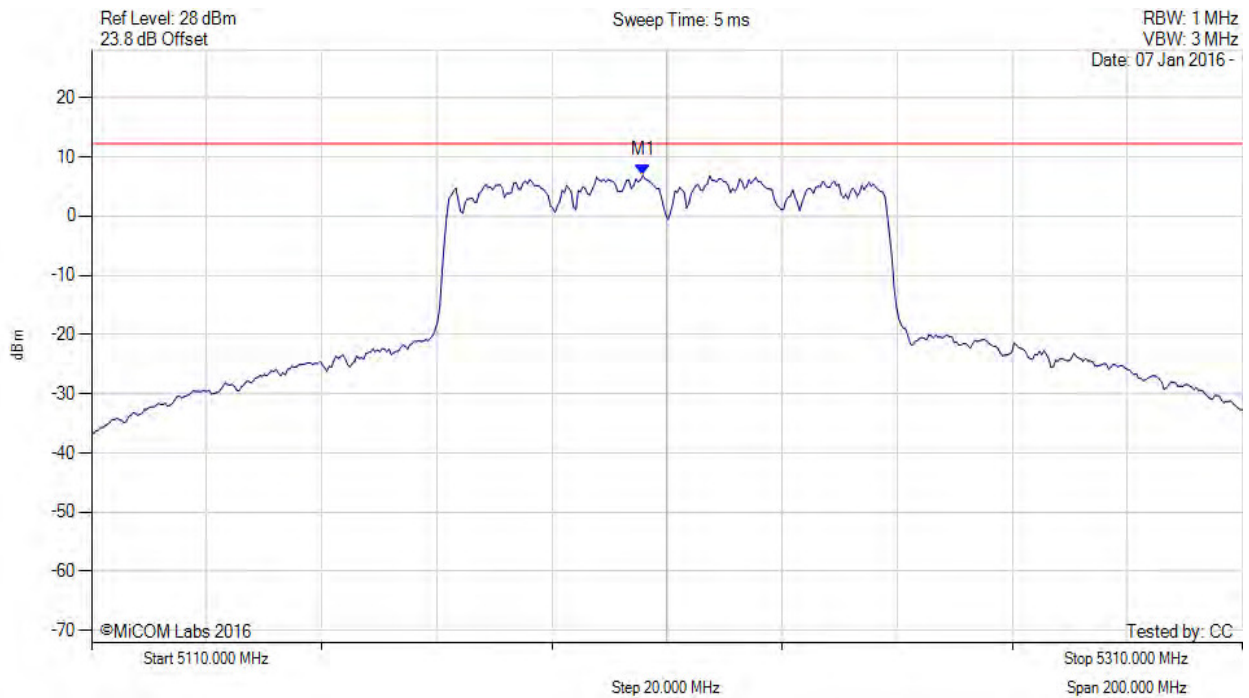


Title: Aruba Networks, Inc. APEX0100, APEX0101
To: FCC CFR 47 Part 15 Subpart E 15.407
Serial #: ARUB190-U5 Rev A
Issue Date: 18th April 2016
Page: 239 of 405

POWER SPECTRAL DENSITY



Variant: 802.11ac-80, Channel: 5210.00 MHz, Chain c, Temp: Ambient, Voltage: 48 Vdc



Analyzer Setup	Marker:Frequency:Amplitude	Test Results
Detector = RMS Sweep Count = 100 RF Atten (dB) = 20 Trace Mode = VIEW	M1 : 5205.792 MHz : 6.908 dBm	Limit: ≤ 12.230 dBm

[back to matrix](#)

This test report may be reproduced in full only. The document may only be updated by MiCOM Labs personnel. All changes will be noted in the Document History section of the report.

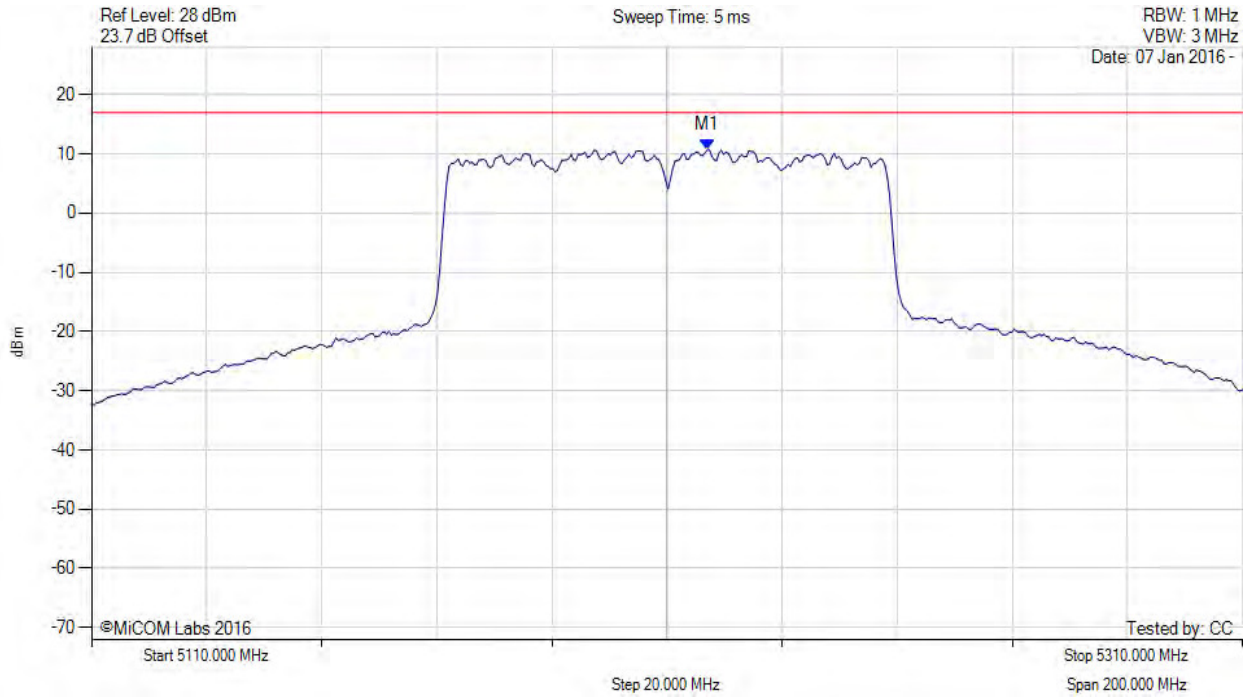


Title: Aruba Networks, Inc. APEX0100, APEX0101
To: FCC CFR 47 Part 15 Subpart E 15.407
Serial #: ARUB190-U5 Rev A
Issue Date: 18th April 2016
Page: 240 of 405

POWER SPECTRAL DENSITY



Variant: 802.11ac-80, Channel: 5210.00 MHz, SUM, Temp: Ambient, Voltage: 48 Vdc



Analyzer Setup	Marker:Frequency:Amplitude	Test Results
Detector = RMS Sweep Count = 100 RF Atten (dB) = 20 Trace Mode = VIEW	M1 : 5217.000 MHz : 10.648 dBm M1 + DCCF : 5217.000 MHz : 11.354 dBm Duty Cycle Correction Factor : +0.71 dB	Limit: ≤ 17.0 dBm Margin: -5.6 dB

[back to matrix](#)

This test report may be reproduced in full only. The document may only be updated by MiCOM Labs personnel. All changes will be noted in the Document History section of the report.

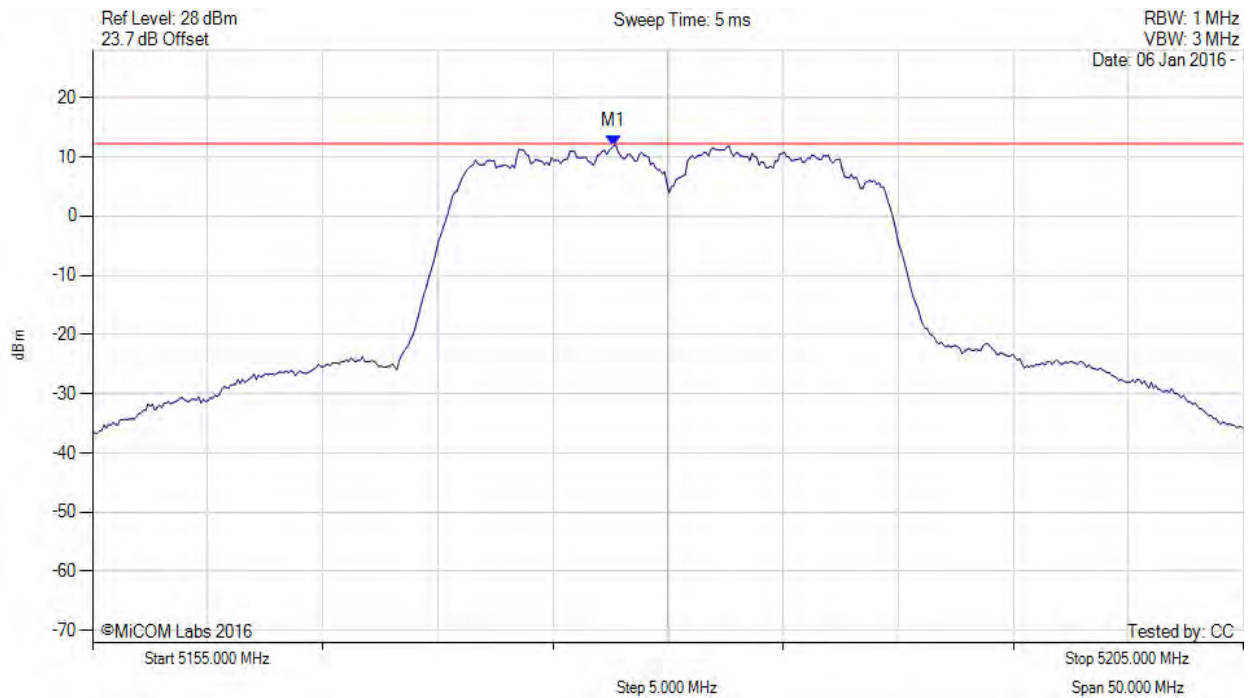


Title: Aruba Networks, Inc. APEX0100, APEX0101
To: FCC CFR 47 Part 15 Subpart E 15.407
Serial #: ARUB190-U5 Rev A
Issue Date: 18th April 2016
Page: 241 of 405

POWER SPECTRAL DENSITY



Variant: 802.11n HT-20, Channel: 5180.00 MHz, Chain a, Temp: Ambient, Voltage: 48 Vdc



Analyzer Setup	Marker:Frequency:Amplitude	Test Results
Detector = RMS Sweep Count = 100 RF Atten (dB) = 20 Trace Mode = VIEW	M1 : 5177.645 MHz : 11.876 dBm	Limit: ≤ 12.230 dBm

[back to matrix](#)

This test report may be reproduced in full only. The document may only be updated by MiCOM Labs personnel. All changes will be noted in the Document History section of the report.

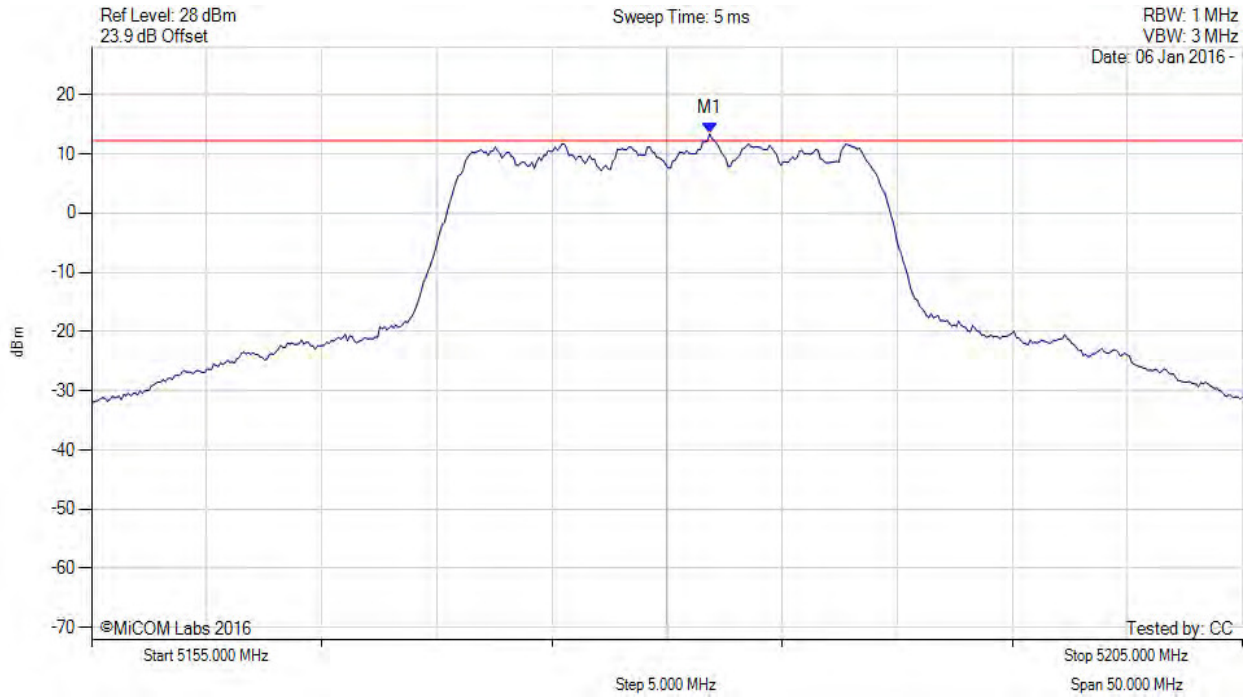


Title: Aruba Networks, Inc. APEX0100, APEX0101
To: FCC CFR 47 Part 15 Subpart E 15.407
Serial #: ARUB190-U5 Rev A
Issue Date: 18th April 2016
Page: 242 of 405

POWER SPECTRAL DENSITY



Variant: 802.11n HT-20, Channel: 5180.00 MHz, Chain b, Temp: Ambient, Voltage: 48 Vdc



Analyzer Setup	Marker:Frequency:Amplitude	Test Results
Detector = RMS Sweep Count = 100 RF Atten (dB) = 20 Trace Mode = VIEW	M1 : 5181.854 MHz : 13.379 dBm	Limit: ≤ 12.230 dBm

[back to matrix](#)

This test report may be reproduced in full only. The document may only be updated by MiCOM Labs personnel. All changes will be noted in the Document History section of the report.

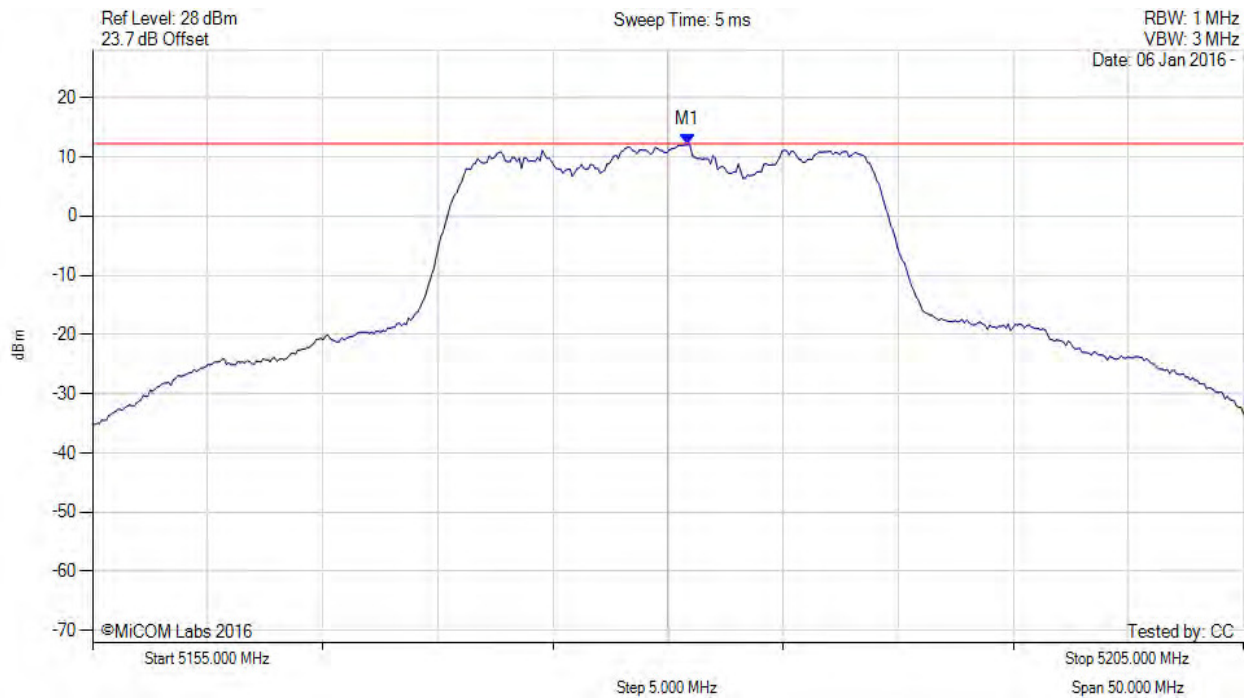


Title: Aruba Networks, Inc. APEX0100, APEX0101
To: FCC CFR 47 Part 15 Subpart E 15.407
Serial #: ARUB190-U5 Rev A
Issue Date: 18th April 2016
Page: 243 of 405

POWER SPECTRAL DENSITY



Variant: 802.11n HT-20, Channel: 5180.00 MHz, Chain c, Temp: Ambient, Voltage: 48 Vdc



Analyzer Setup	Marker: Frequency: Amplitude	Test Results
Detector = RMS Sweep Count = 100 RF Atten (dB) = 20 Trace Mode = VIEW	M1 : 5180.852 MHz : 12.051 dBm	Limit: ≤ 12.230 dBm

[back to matrix](#)

This test report may be reproduced in full only. The document may only be updated by MiCOM Labs personnel. All changes will be noted in the Document History section of the report.

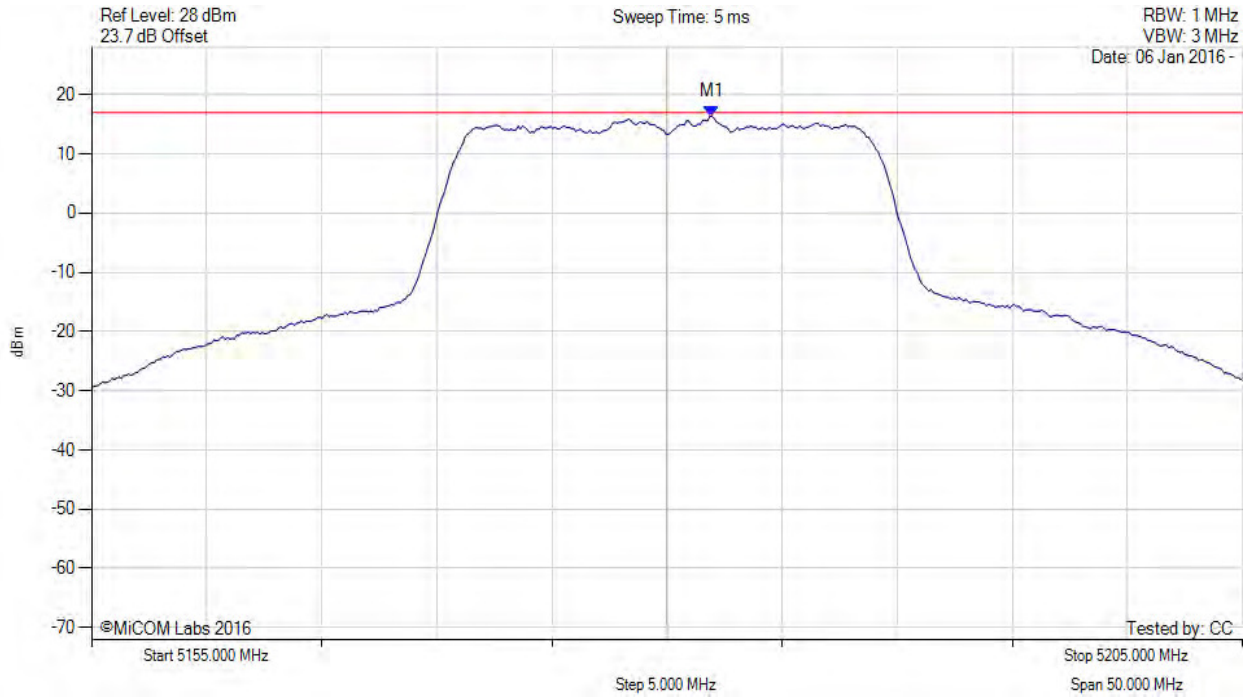


Title: Aruba Networks, Inc. APEX0100, APEX0101
To: FCC CFR 47 Part 15 Subpart E 15.407
Serial #: ARUB190-U5 Rev A
Issue Date: 18th April 2016
Page: 244 of 405

POWER SPECTRAL DENSITY



Variant: 802.11n HT-20, Channel: 5180.00 MHz, SUM, Temp: Ambient, Voltage: 48 Vdc



Analyzer Setup	Marker:Frequency:Amplitude	Test Results
Detector = RMS Sweep Count = 100 RF Atten (dB) = 20 Trace Mode = VIEW	M1 : 5182.000 MHz : 16.330 dBm M1 + DCCF : 5182.000 MHz : 16.599 dBm Duty Cycle Correction Factor : +0.27 dB	Limit: ≤ 17.0 dBm Margin: -0.4 dB

[back to matrix](#)

This test report may be reproduced in full only. The document may only be updated by MiCOM Labs personnel. All changes will be noted in the Document History section of the report.

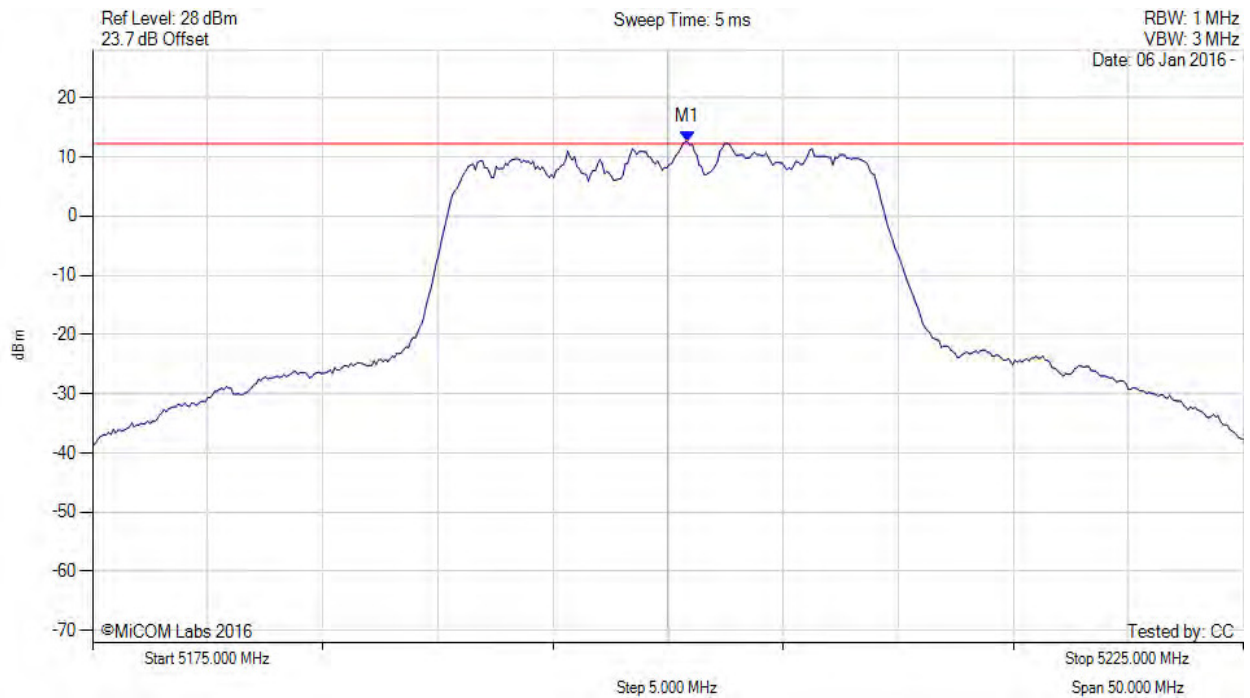


Title: Aruba Networks, Inc. APEX0100, APEX0101
To: FCC CFR 47 Part 15 Subpart E 15.407
Serial #: ARUB190-U5 Rev A
Issue Date: 18th April 2016
Page: 245 of 405

POWER SPECTRAL DENSITY



Variant: 802.11n HT-20, Channel: 5200.00 MHz, Chain a, Temp: Ambient, Voltage: 48 Vdc



Analyzer Setup	Marker: Frequency: Amplitude	Test Results
Detector = RMS Sweep Count = 100 RF Atten (dB) = 20 Trace Mode = VIEW	M1 : 5200.852 MHz : 12.529 dBm	Limit: ≤ 12.230 dBm

[back to matrix](#)

This test report may be reproduced in full only. The document may only be updated by MiCOM Labs personnel. All changes will be noted in the Document History section of the report.

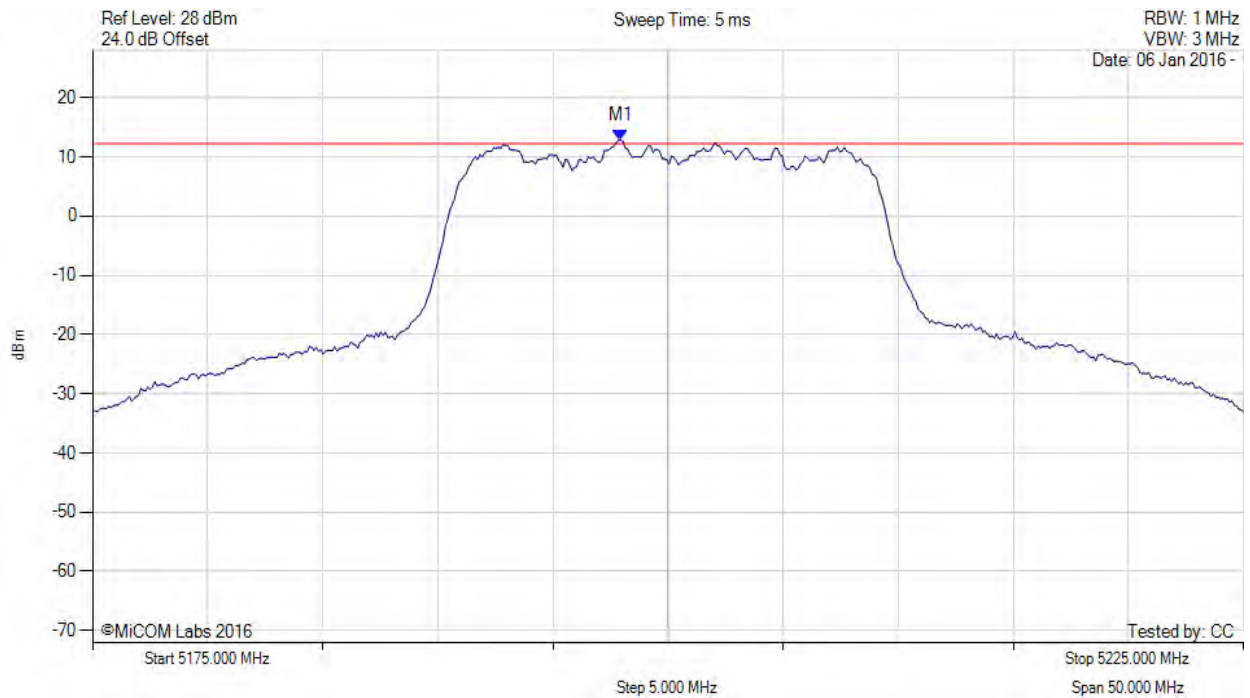


Title: Aruba Networks, Inc. APEX0100, APEX0101
To: FCC CFR 47 Part 15 Subpart E 15.407
Serial #: ARUB190-U5 Rev A
Issue Date: 18th April 2016
Page: 246 of 405

POWER SPECTRAL DENSITY



Variant: 802.11n HT-20, Channel: 5200.00 MHz, Chain b, Temp: Ambient, Voltage: 48 Vdc



Analyzer Setup	Marker:Frequency:Amplitude	Test Results
Detector = RMS Sweep Count = 100 RF Atten (dB) = 20 Trace Mode = VIEW	M1 : 5197.946 MHz : 12.871 dBm	Channel Frequency: 5200.00 MHz

[back to matrix](#)

This test report may be reproduced in full only. The document may only be updated by MiCOM Labs personnel. All changes will be noted in the Document History section of the report.

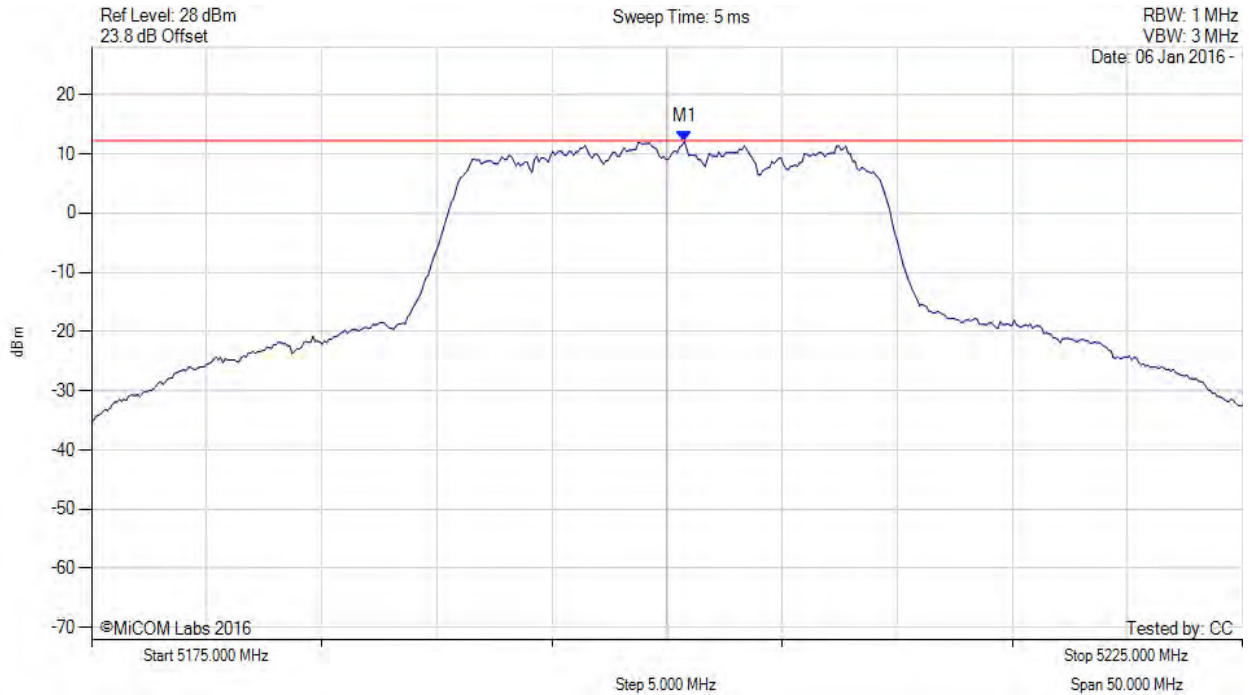


Title: Aruba Networks, Inc. APEX0100, APEX0101
To: FCC CFR 47 Part 15 Subpart E 15.407
Serial #: ARUB190-U5 Rev A
Issue Date: 18th April 2016
Page: 247 of 405

POWER SPECTRAL DENSITY



Variant: 802.11n HT-20, Channel: 5200.00 MHz, Chain c, Temp: Ambient, Voltage: 48 Vdc



Analyzer Setup	Marker:Frequency:Amplitude	Test Results
Detector = RMS Sweep Count = 100 RF Atten (dB) = 20 Trace Mode = VIEW	M1 : 5200.752 MHz : 12.080 dBm	Limit: ≤ 12.230 dBm

[back to matrix](#)

This test report may be reproduced in full only. The document may only be updated by MiCOM Labs personnel. All changes will be noted in the Document History section of the report.

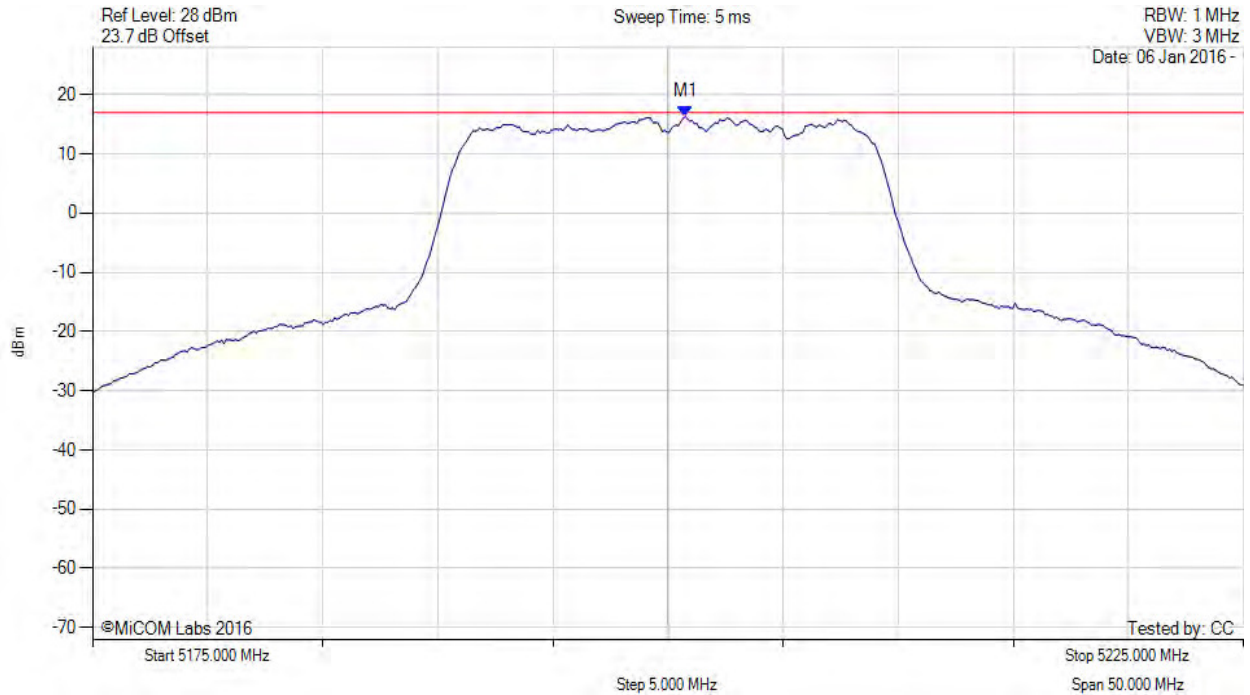


Title: Aruba Networks, Inc. APEX0100, APEX0101
To: FCC CFR 47 Part 15 Subpart E 15.407
Serial #: ARUB190-U5 Rev A
Issue Date: 18th April 2016
Page: 248 of 405

POWER SPECTRAL DENSITY



Variant: 802.11n HT-20, Channel: 5200.00 MHz, SUM, Temp: Ambient, Voltage: 48 Vdc



Analyzer Setup	Marker:Frequency:Amplitude	Test Results
Detector = RMS Sweep Count = 100 RF Atten (dB) = 20 Trace Mode = VIEW	M1 : 5200.800 MHz : 16.314 dBm M1 + DCCF : 5200.800 MHz : 16.583 dBm Duty Cycle Correction Factor : +0.27 dB	Limit: ≤ 17.0 dBm Margin: -0.4 dB

[back to matrix](#)

This test report may be reproduced in full only. The document may only be updated by MiCOM Labs personnel. All changes will be noted in the Document History section of the report.

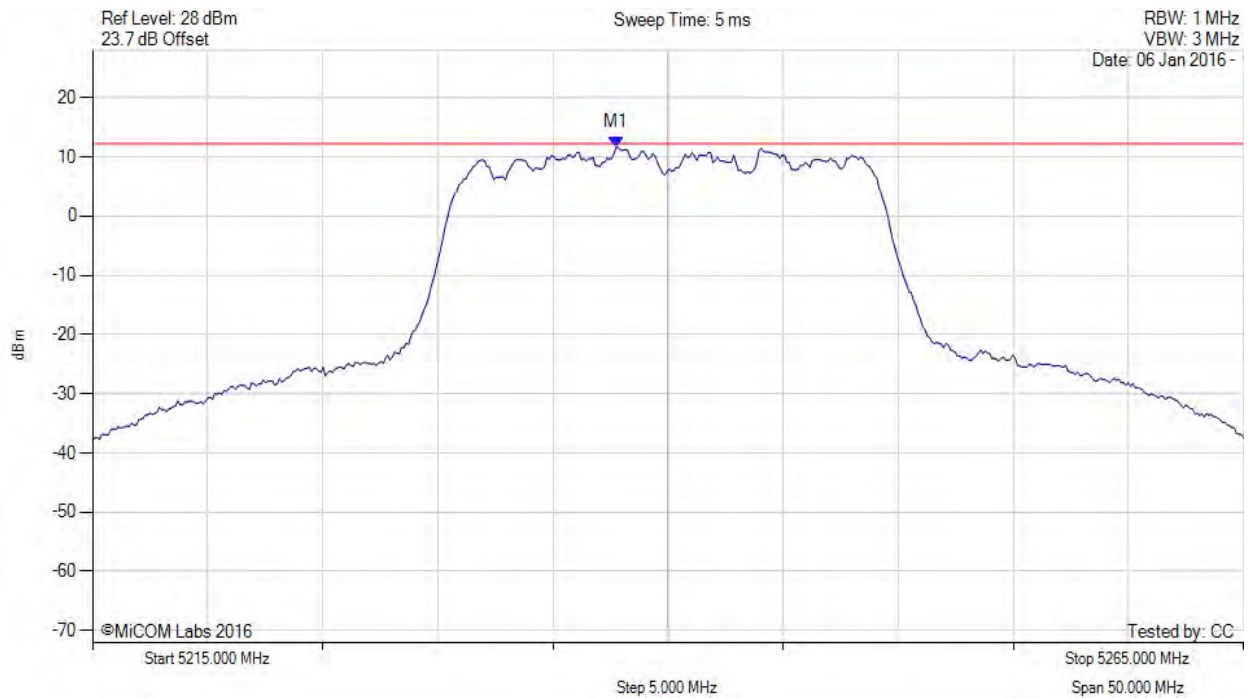


Title: Aruba Networks, Inc. APEX0100, APEX0101
To: FCC CFR 47 Part 15 Subpart E 15.407
Serial #: ARUB190-U5 Rev A
Issue Date: 18th April 2016
Page: 249 of 405

POWER SPECTRAL DENSITY



Variant: 802.11n HT-20, Channel: 5240.00 MHz, Chain a, Temp: Ambient, Voltage: 48 Vdc



Analyzer Setup	Marker:Frequency:Amplitude	Test Results
Detector = RMS Sweep Count = 100 RF Atten (dB) = 20 Trace Mode = VIEW	M1 : 5237.745 MHz : 11.611 dBm	Limit: ≤ 12.230 dBm

[back to matrix](#)

This test report may be reproduced in full only. The document may only be updated by MiCOM Labs personnel. All changes will be noted in the Document History section of the report.

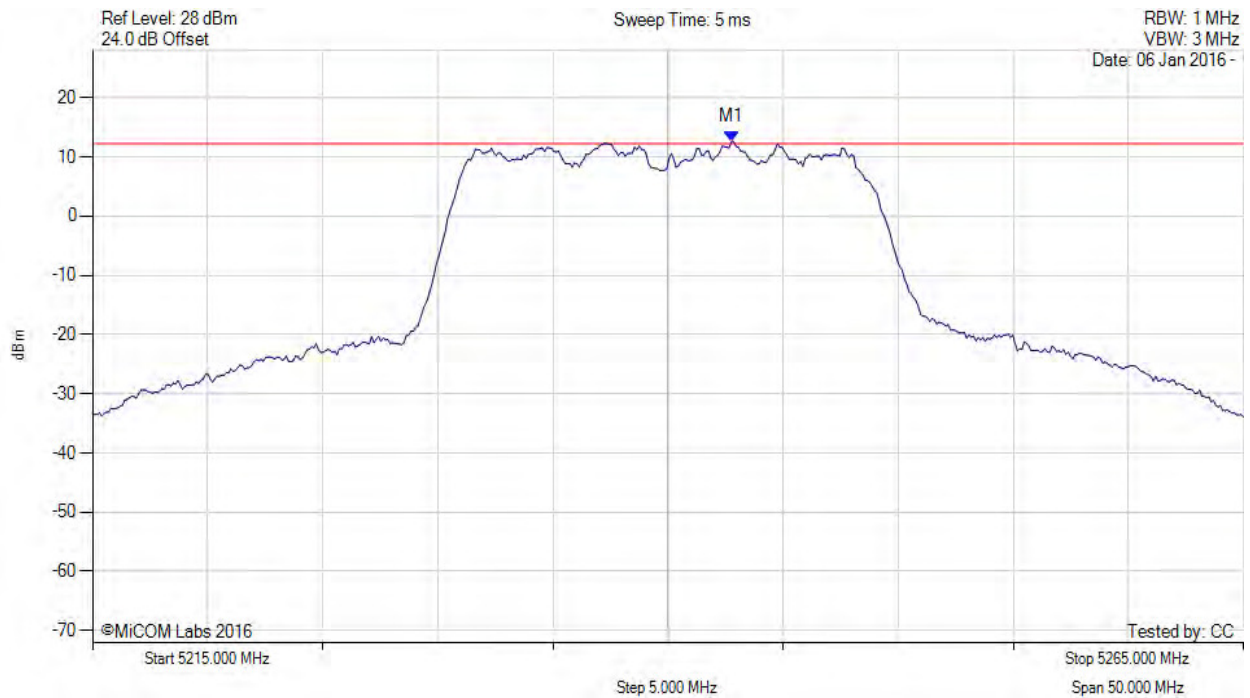


Title: Aruba Networks, Inc. APEX0100, APEX0101
To: FCC CFR 47 Part 15 Subpart E 15.407
Serial #: ARUB190-U5 Rev A
Issue Date: 18th April 2016
Page: 250 of 405

POWER SPECTRAL DENSITY



Variant: 802.11n HT-20, Channel: 5240.00 MHz, Chain b, Temp: Ambient, Voltage: 48 Vdc



Analyzer Setup	Marker: Frequency: Amplitude	Test Results
Detector = RMS Sweep Count = 100 RF Atten (dB) = 20 Trace Mode = VIEW	M1 : 5242.756 MHz : 12.544 dBm	Limit: ≤ 12.230 dBm

[back to matrix](#)

This test report may be reproduced in full only. The document may only be updated by MiCOM Labs personnel. All changes will be noted in the Document History section of the report.

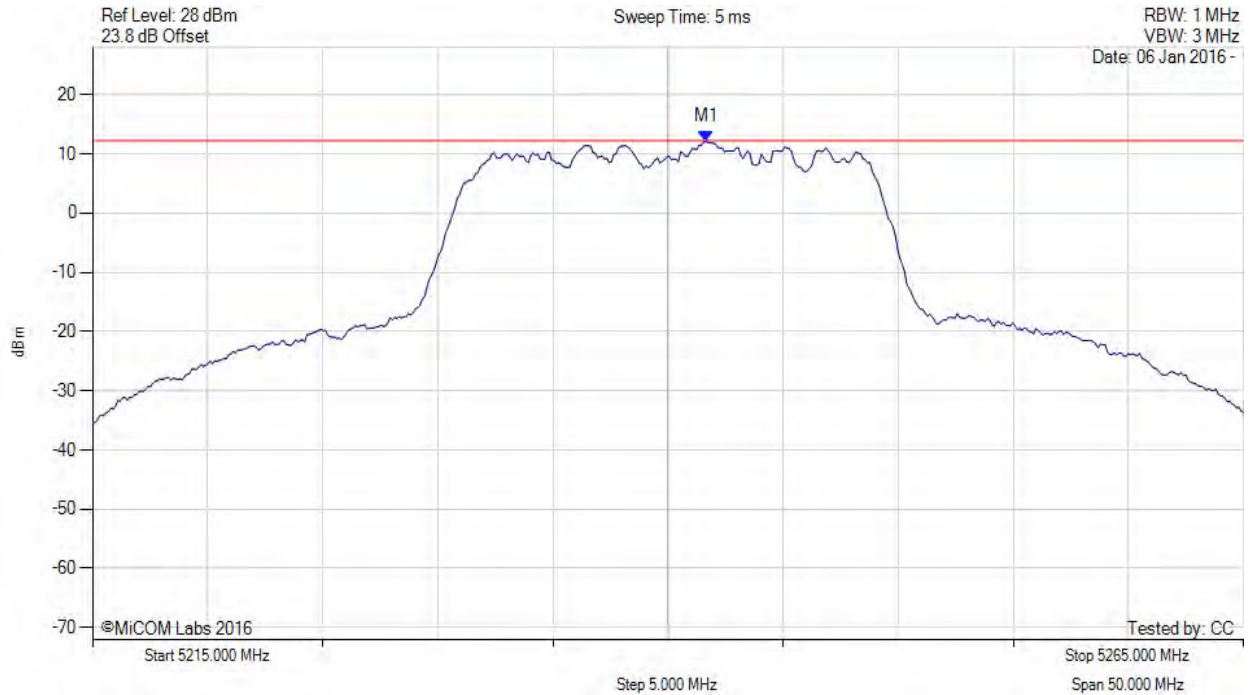


Title: Aruba Networks, Inc. APEX0100, APEX0101
To: FCC CFR 47 Part 15 Subpart E 15.407
Serial #: ARUB190-U5 Rev A
Issue Date: 18th April 2016
Page: 251 of 405

POWER SPECTRAL DENSITY



Variant: 802.11n HT-20, Channel: 5240.00 MHz, Chain c, Temp: Ambient, Voltage: 48 Vdc



Analyzer Setup	Marker:Frequency:Amplitude	Test Results
Detector = RMS Sweep Count = 100 RF Atten (dB) = 20 Trace Mode = VIEW	M1 : 5241.653 MHz : 12.074 dBm	Limit: ≤ 12.230 dBm

[back to matrix](#)

This test report may be reproduced in full only. The document may only be updated by MiCOM Labs personnel. All changes will be noted in the Document History section of the report.

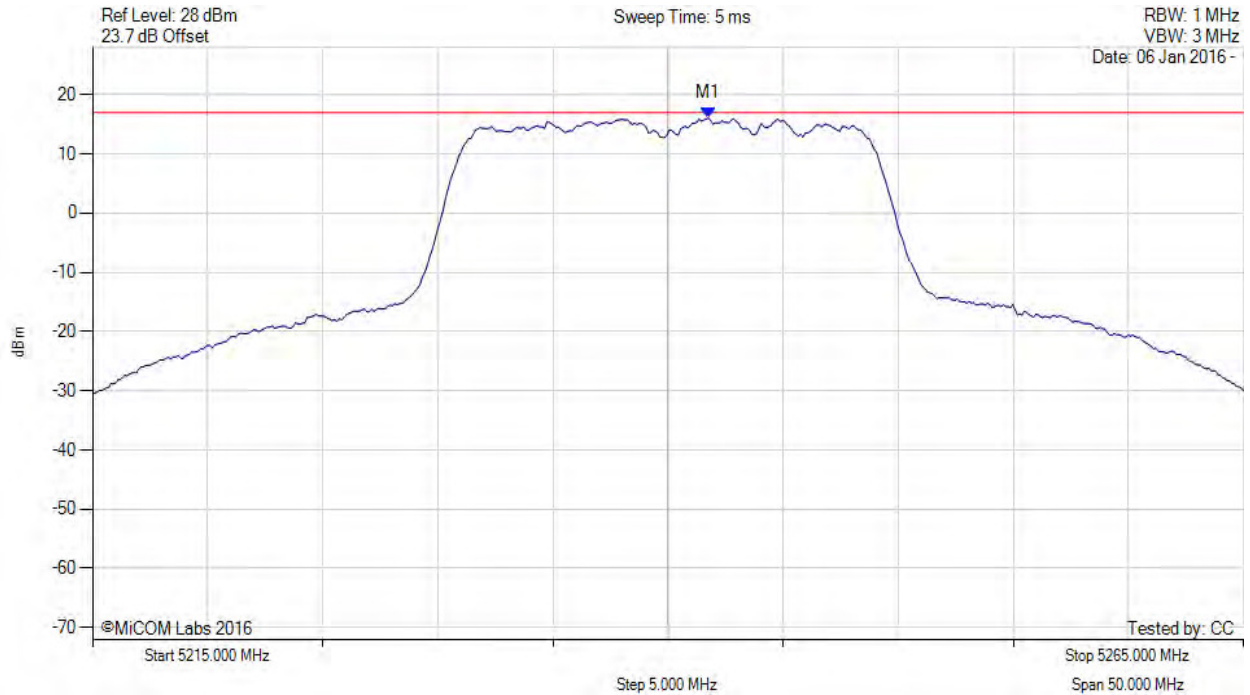


Title: Aruba Networks, Inc. APEX0100, APEX0101
To: FCC CFR 47 Part 15 Subpart E 15.407
Serial #: ARUB190-U5 Rev A
Issue Date: 18th April 2016
Page: 252 of 405

POWER SPECTRAL DENSITY



Variant: 802.11n HT-20, Channel: 5240.00 MHz, SUM, Temp: Ambient, Voltage: 48 Vdc



Analyzer Setup	Marker:Frequency:Amplitude	Test Results
Detector = RMS Sweep Count = 100 RF Atten (dB) = 20 Trace Mode = VIEW	M1 : 5241.800 MHz : 16.039 dBm M1 + DCCF : 5241.800 MHz : 16.308 dBm Duty Cycle Correction Factor : +0.27 dB	Limit: ≤ 17.0 dBm Margin: -0.7 dB

[back to matrix](#)

This test report may be reproduced in full only. The document may only be updated by MiCOM Labs personnel. All changes will be noted in the Document History section of the report.

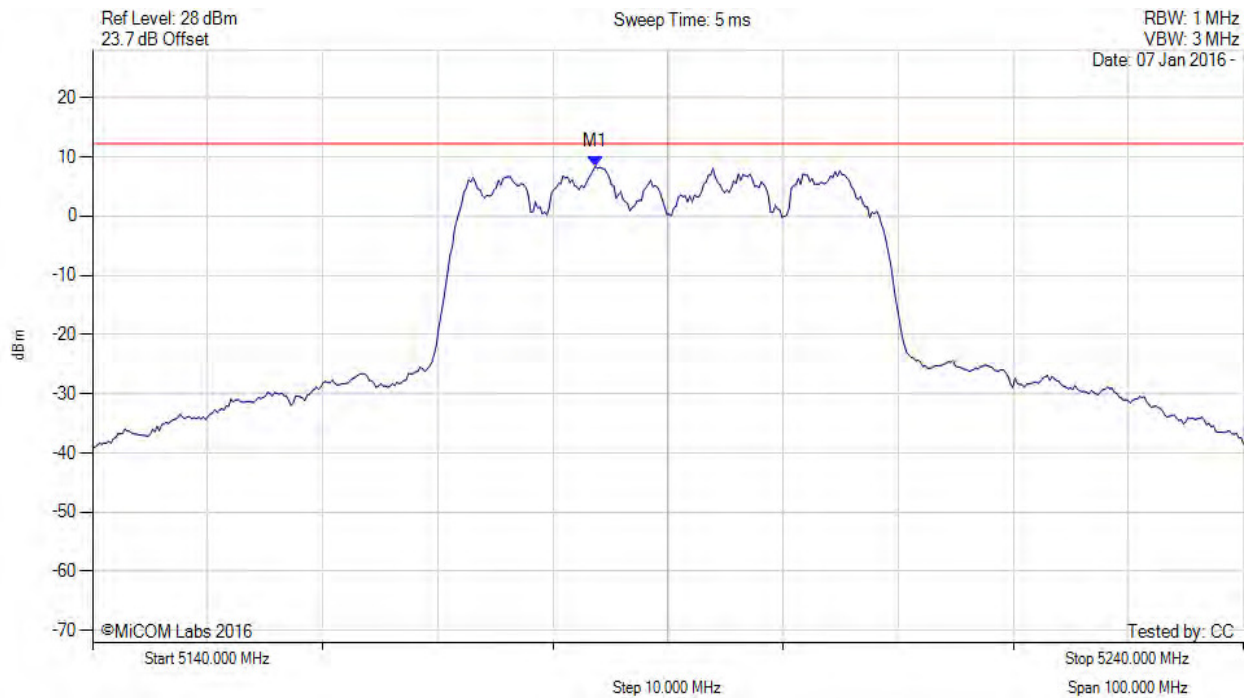


Title: Aruba Networks, Inc. APEX0100, APEX0101
To: FCC CFR 47 Part 15 Subpart E 15.407
Serial #: ARUB190-U5 Rev A
Issue Date: 18th April 2016
Page: 253 of 405

POWER SPECTRAL DENSITY



Variant: 802.11n HT-40, Channel: 5190.00 MHz, Chain a, Temp: Ambient, Voltage: 48 Vdc



Analyzer Setup	Marker:Frequency:Amplitude	Test Results
Detector = RMS Sweep Count = 100 RF Atten (dB) = 20 Trace Mode = VIEW	M1 : 5183.687 MHz : 8.377 dBm	Limit: ≤ 12.230 dBm

[back to matrix](#)

This test report may be reproduced in full only. The document may only be updated by MiCOM Labs personnel. All changes will be noted in the Document History section of the report.

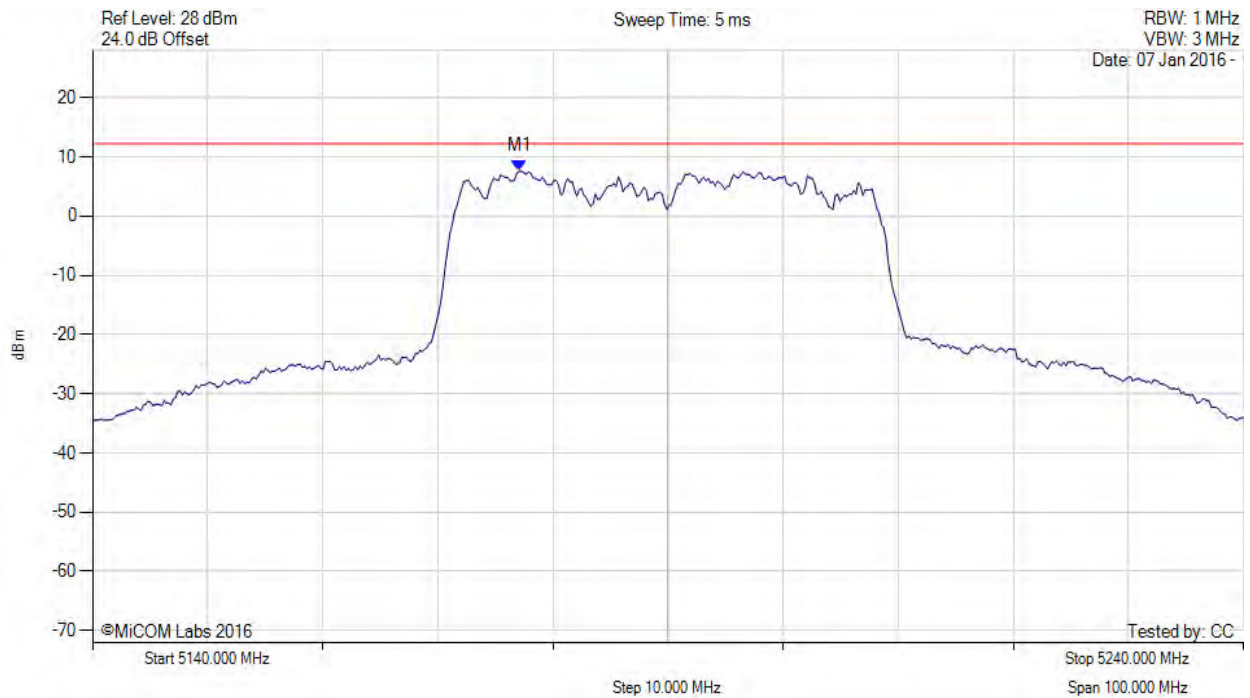


Title: Aruba Networks, Inc. APEX0100, APEX0101
To: FCC CFR 47 Part 15 Subpart E 15.407
Serial #: ARUB190-U5 Rev A
Issue Date: 18th April 2016
Page: 254 of 405

POWER SPECTRAL DENSITY



Variant: 802.11n HT-40, Channel: 5190.00 MHz, Chain b, Temp: Ambient, Voltage: 48 Vdc



Analyzer Setup	Marker:Frequency:Amplitude	Test Results
Detector = RMS Sweep Count = 100 RF Atten (dB) = 20 Trace Mode = VIEW	M1 : 5177.074 MHz : 7.609 dBm	Limit: ≤ 12.230 dBm

[back to matrix](#)

This test report may be reproduced in full only. The document may only be updated by MiCOM Labs personnel. All changes will be noted in the Document History section of the report.

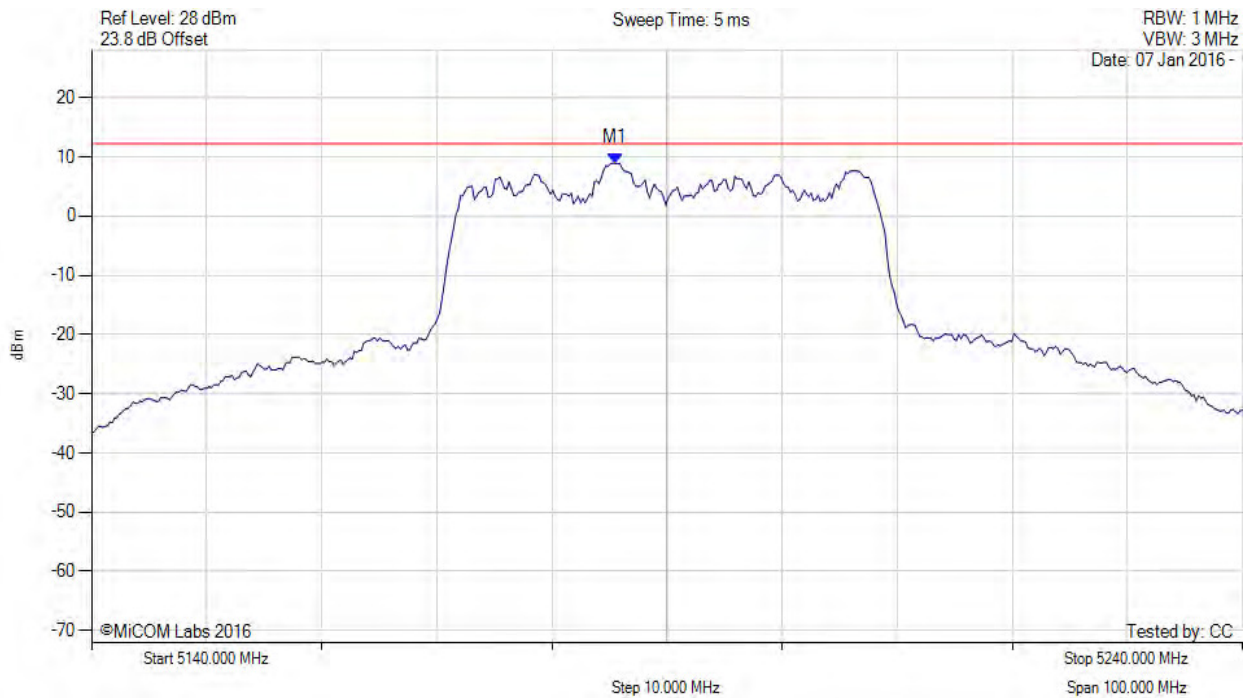


Title: Aruba Networks, Inc. APEX0100, APEX0101
To: FCC CFR 47 Part 15 Subpart E 15.407
Serial #: ARUB190-U5 Rev A
Issue Date: 18th April 2016
Page: 255 of 405

POWER SPECTRAL DENSITY



Variant: 802.11n HT-40, Channel: 5190.00 MHz, Chain c, Temp: Ambient, Voltage: 48 Vdc



Analyzer Setup	Marker:Frequency:Amplitude	Test Results
Detector = RMS Sweep Count = 100 RF Atten (dB) = 20 Trace Mode = VIEW	M1 : 5185.491 MHz : 8.934 dBm	Limit: ≤ 12.230 dBm

[back to matrix](#)

This test report may be reproduced in full only. The document may only be updated by MiCOM Labs personnel. All changes will be noted in the Document History section of the report.

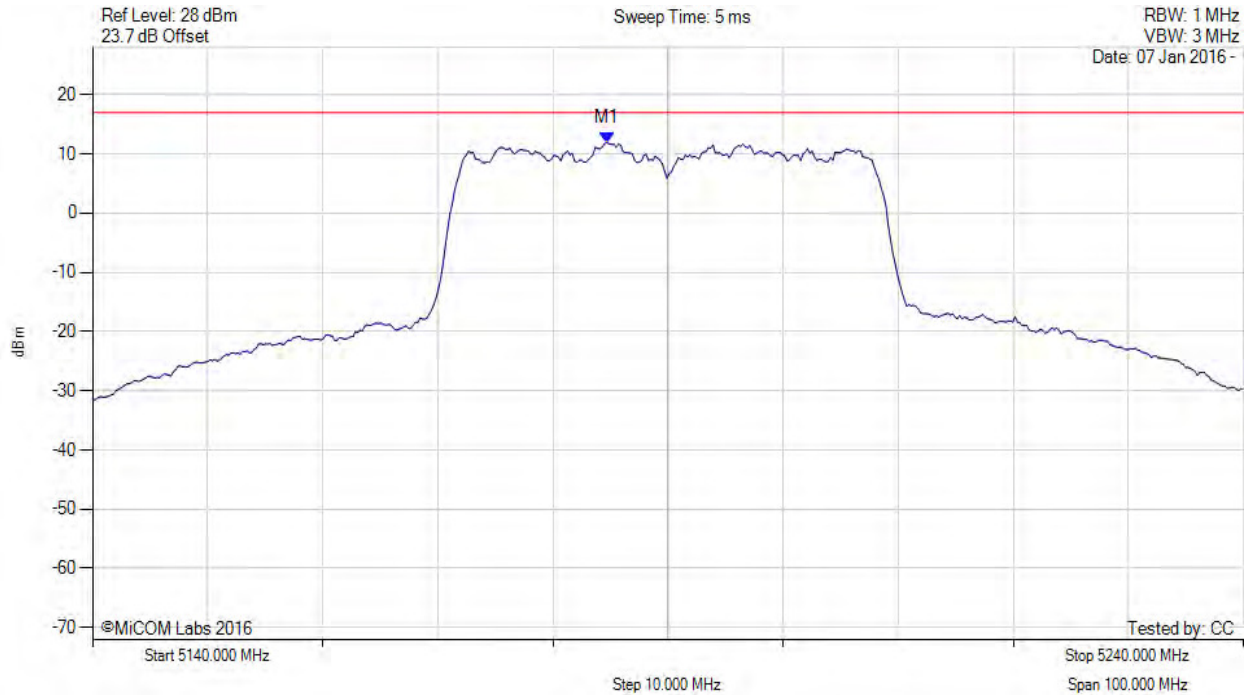


Title: Aruba Networks, Inc. APEX0100, APEX0101
To: FCC CFR 47 Part 15 Subpart E 15.407
Serial #: ARUB190-U5 Rev A
Issue Date: 18th April 2016
Page: 256 of 405

POWER SPECTRAL DENSITY



Variant: 802.11n HT-40, Channel: 5190.00 MHz, SUM, Temp: Ambient, Voltage: 48 Vdc



Analyzer Setup	Marker:Frequency:Amplitude	Test Results
Detector = RMS Sweep Count = 100 RF Atten (dB) = 20 Trace Mode = VIEW	M1 : 5184.700 MHz : 11.923 dBm M1 + DCCF : 5184.700 MHz : 12.629 dBm Duty Cycle Correction Factor : +0.71 dB	Limit: ≤ 17.0 dBm Margin: -4.3 dB

[back to matrix](#)

This test report may be reproduced in full only. The document may only be updated by MiCOM Labs personnel. All changes will be noted in the Document History section of the report.

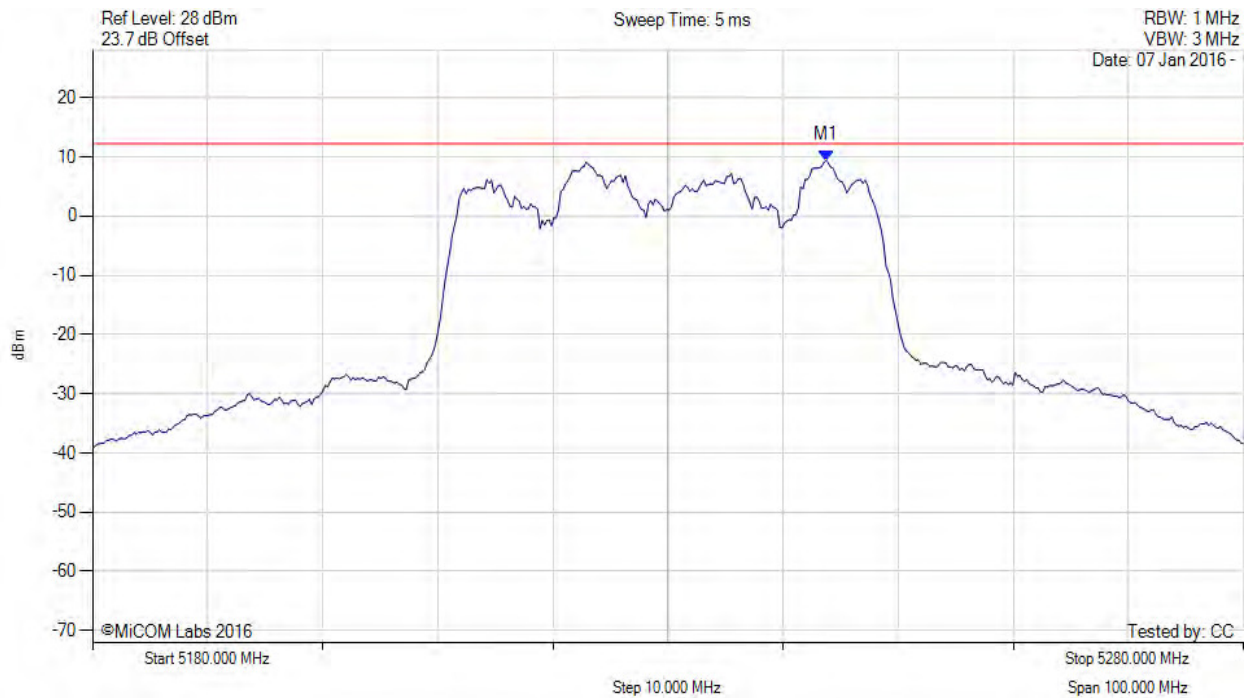


Title: Aruba Networks, Inc. APEX0100, APEX0101
To: FCC CFR 47 Part 15 Subpart E 15.407
Serial #: ARUB190-U5 Rev A
Issue Date: 18th April 2016
Page: 257 of 405

POWER SPECTRAL DENSITY



Variant: 802.11n HT-40, Channel: 5230.00 MHz, Chain a, Temp: Ambient, Voltage: 48 Vdc



Analyzer Setup	Marker:Frequency:Amplitude	Test Results
Detector = RMS Sweep Count = 100 RF Atten (dB) = 20 Trace Mode = VIEW	M1 : 5243.727 MHz : 9.395 dBm	Limit: ≤ 12.230 dBm

[back to matrix](#)

This test report may be reproduced in full only. The document may only be updated by MiCOM Labs personnel. All changes will be noted in the Document History section of the report.

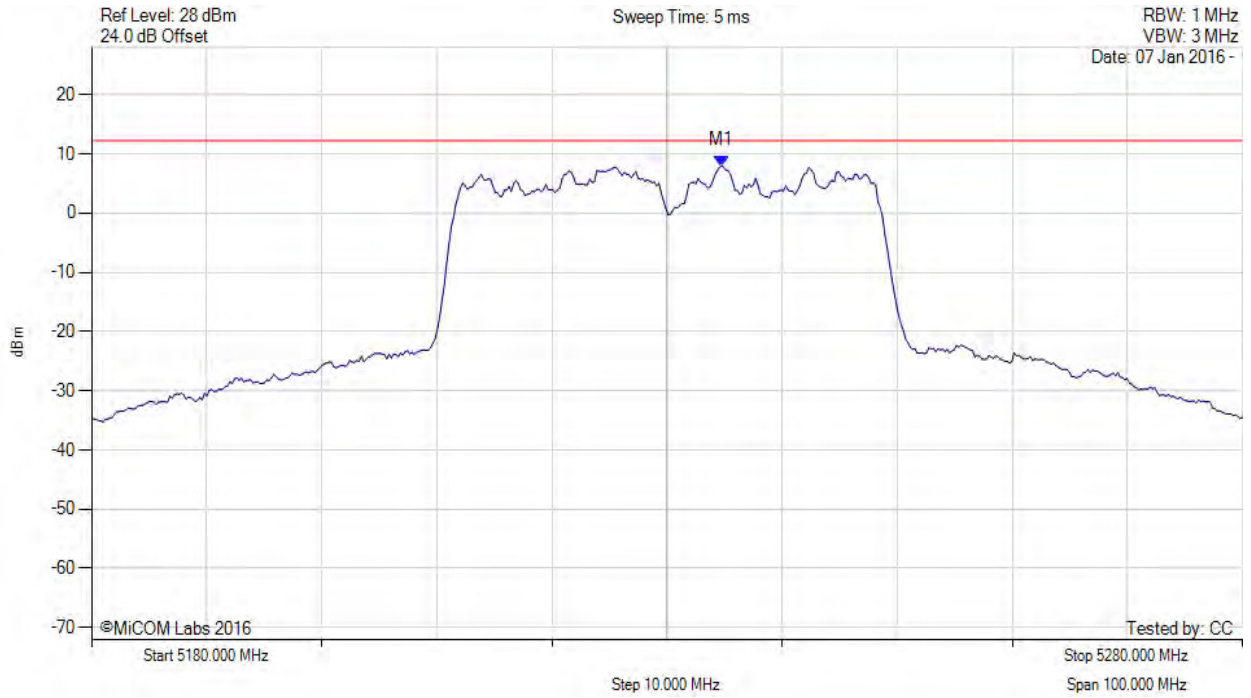


Title: Aruba Networks, Inc. APEX0100, APEX0101
To: FCC CFR 47 Part 15 Subpart E 15.407
Serial #: ARUB190-U5 Rev A
Issue Date: 18th April 2016
Page: 258 of 405

POWER SPECTRAL DENSITY



Variant: 802.11n HT-40, Channel: 5230.00 MHz, Chain b, Temp: Ambient, Voltage: 48 Vdc



Analyzer Setup	Marker:Frequency:Amplitude	Test Results
Detector = RMS Sweep Count = 100 RF Atten (dB) = 20 Trace Mode = VIEW	M1 : 5234.709 MHz : 7.998 dBm	Limit: ≤ 12.230 dBm

[back to matrix](#)

This test report may be reproduced in full only. The document may only be updated by MiCOM Labs personnel. All changes will be noted in the Document History section of the report.

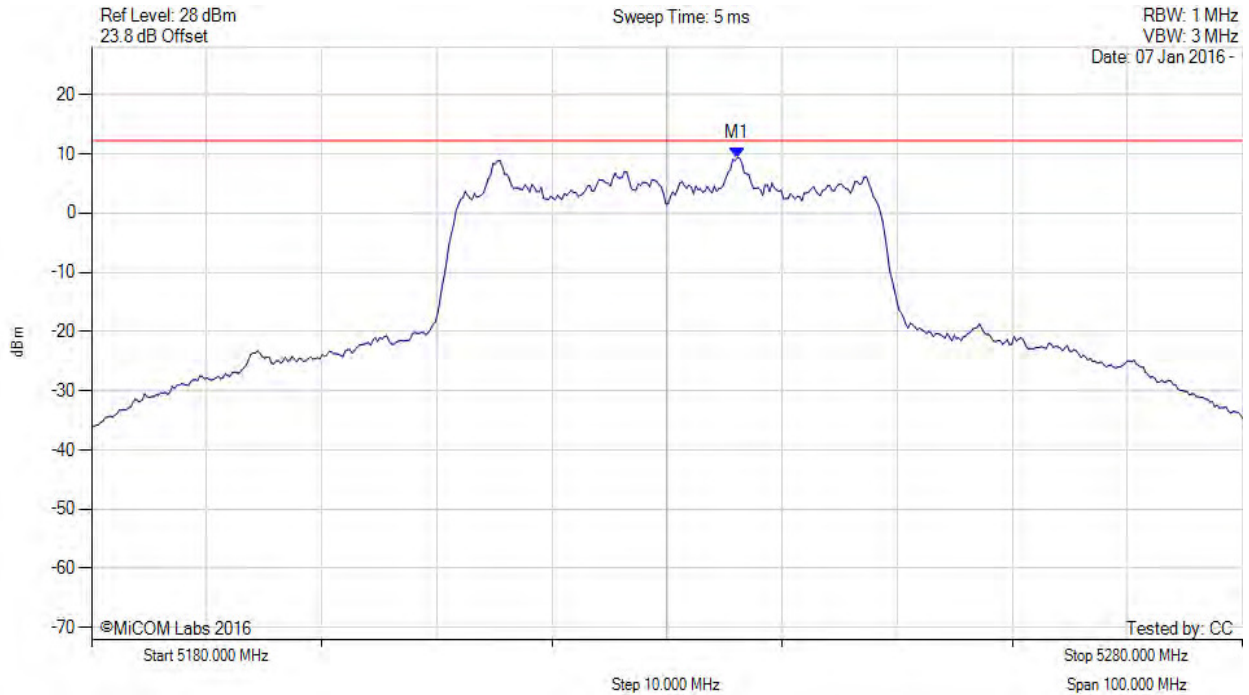


Title: Aruba Networks, Inc. APEX0100, APEX0101
To: FCC CFR 47 Part 15 Subpart E 15.407
Serial #: ARUB190-U5 Rev A
Issue Date: 18th April 2016
Page: 259 of 405

POWER SPECTRAL DENSITY



Variant: 802.11n HT-40, Channel: 5230.00 MHz, Chain c, Temp: Ambient, Voltage: 48 Vdc



Analyzer Setup	Marker: Frequency: Amplitude	Test Results
Detector = RMS Sweep Count = 100 RF Atten (dB) = 20 Trace Mode = VIEW	M1 : 5236.112 MHz : 9.359 dBm	Limit: ≤ 12.230 dBm

[back to matrix](#)

This test report may be reproduced in full only. The document may only be updated by MiCOM Labs personnel. All changes will be noted in the Document History section of the report.

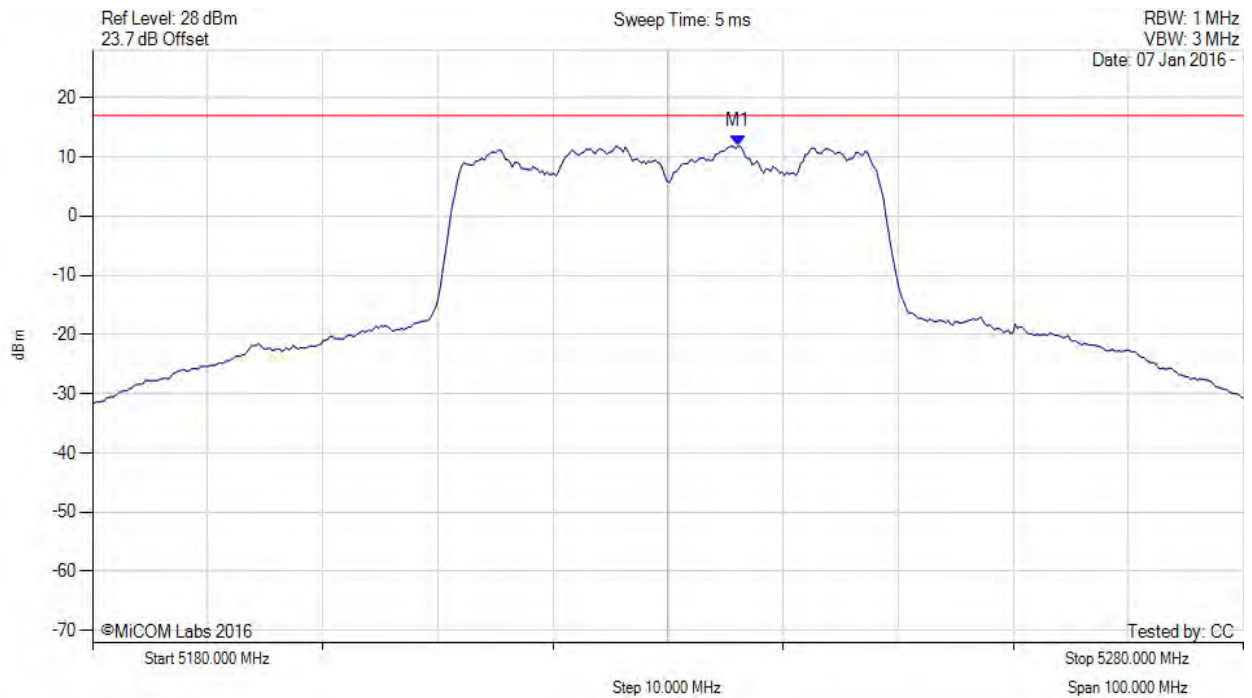


Title: Aruba Networks, Inc. APEX0100, APEX0101
To: FCC CFR 47 Part 15 Subpart E 15.407
Serial #: ARUB190-U5 Rev A
Issue Date: 18th April 2016
Page: 260 of 405

POWER SPECTRAL DENSITY



Variant: 802.11n HT-40, Channel: 5230.00 MHz, SUM, Temp: Ambient, Voltage: 48 Vdc



Analyzer Setup	Marker:Frequency:Amplitude	Test Results
Detector = RMS Sweep Count = 100 RF Atten (dB) = 20 Trace Mode = VIEW	M1 : 5236.100 MHz : 11.848 dBm M1 + DCCF : 5236.100 MHz : 12.554 dBm Duty Cycle Correction Factor : +0.71 dB	Limit: ≤ 17.0 dBm Margin: -4.4 dB

[back to matrix](#)

This test report may be reproduced in full only. The document may only be updated by MiCOM Labs personnel. All changes will be noted in the Document History section of the report.

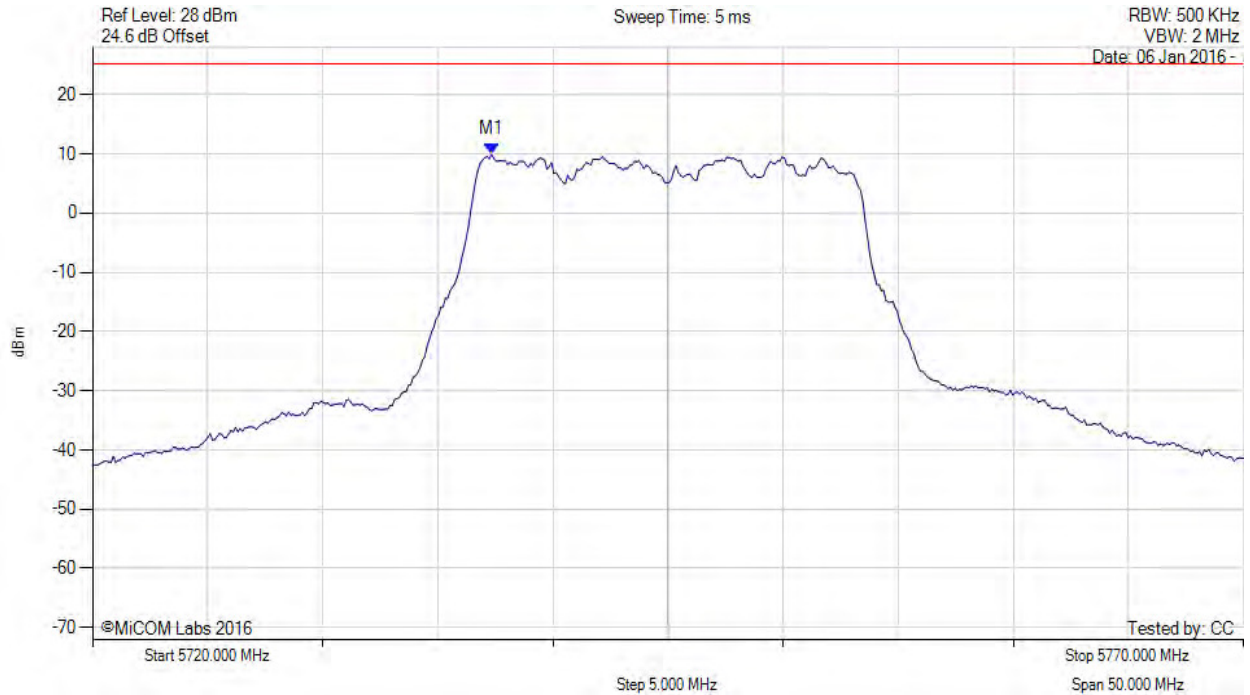


Title: Aruba Networks, Inc. APEX0100, APEX0101
To: FCC CFR 47 Part 15 Subpart E 15.407
Serial #: ARUB190-U5 Rev A
Issue Date: 18th April 2016
Page: 261 of 405

POWER SPECTRAL DENSITY



Variant: 802.11a, Channel: 5745.00 MHz, Chain a, Temp: Ambient, Voltage: 48 Vdc



Analyzer Setup	Marker:Frequency:Amplitude	Test Results
Detector = RMS Sweep Count = 100 RF Atten (dB) = 20 Trace Mode = VIEW	M1 : 5737.335 MHz : 9.881 dBm	Limit: ≤ 25.230 dBm

[back to matrix](#)

This test report may be reproduced in full only. The document may only be updated by MiCOM Labs personnel. All changes will be noted in the Document History section of the report.

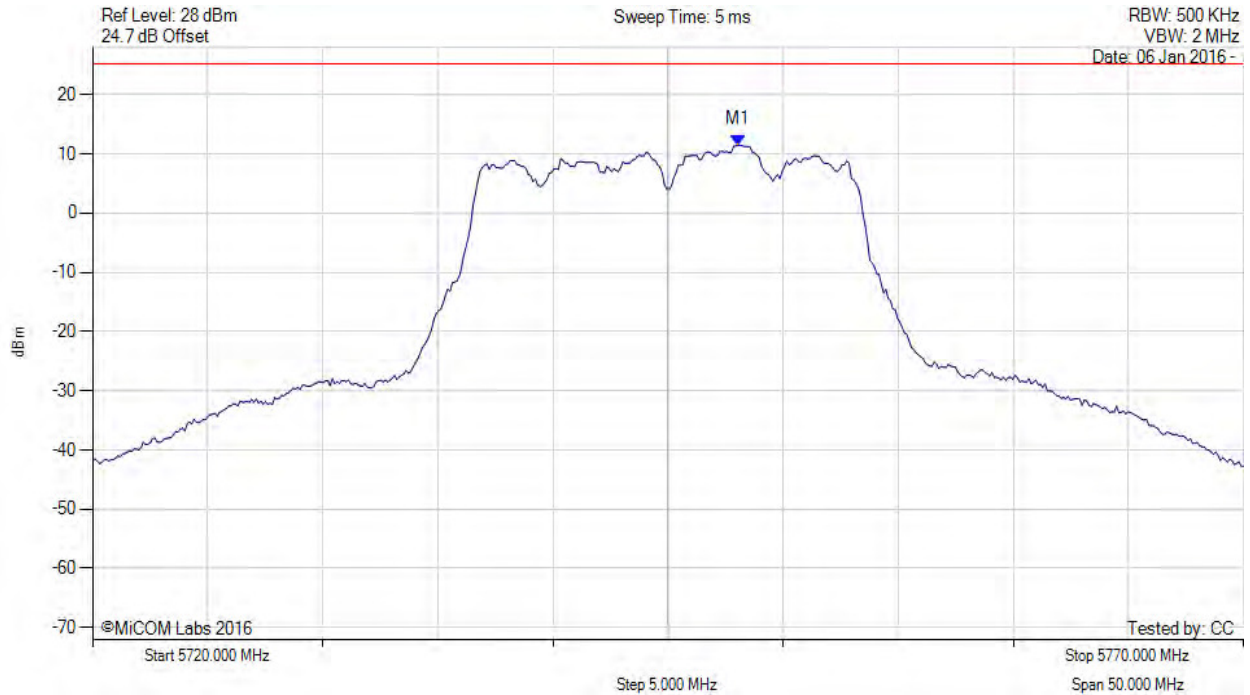


Title: Aruba Networks, Inc. APEX0100, APEX0101
To: FCC CFR 47 Part 15 Subpart E 15.407
Serial #: ARUB190-U5 Rev A
Issue Date: 18th April 2016
Page: 262 of 405

POWER SPECTRAL DENSITY



Variant: 802.11a, Channel: 5745.00 MHz, Chain b, Temp: Ambient, Voltage: 48 Vdc



Analyzer Setup	Marker: Frequency: Amplitude	Test Results
Detector = RMS Sweep Count = 100 RF Atten (dB) = 20 Trace Mode = VIEW	M1 : 5748.056 MHz : 11.485 dBm	Limit: ≤ 25.230 dBm

[back to matrix](#)

This test report may be reproduced in full only. The document may only be updated by MiCOM Labs personnel. All changes will be noted in the Document History section of the report.

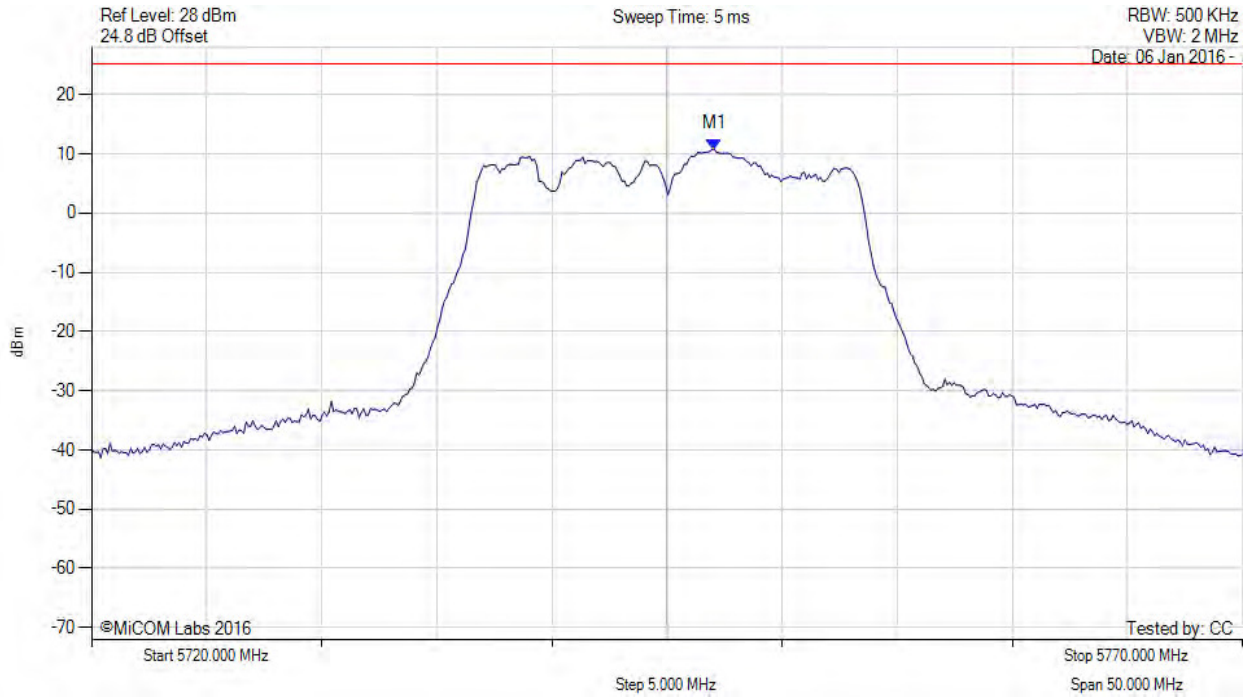


Title: Aruba Networks, Inc. APEX0100, APEX0101
To: FCC CFR 47 Part 15 Subpart E 15.407
Serial #: ARUB190-U5 Rev A
Issue Date: 18th April 2016
Page: 263 of 405

POWER SPECTRAL DENSITY



Variant: 802.11a, Channel: 5745.00 MHz, Chain c, Temp: Ambient, Voltage: 48 Vdc



Analyzer Setup	Marker:Frequency:Amplitude	Test Results
Detector = RMS Sweep Count = 100 RF Atten (dB) = 20 Trace Mode = VIEW	M1 : 5747.054 MHz : 10.799 dBm	Limit: ≤ 25.230 dBm

[back to matrix](#)

This test report may be reproduced in full only. The document may only be updated by MiCOM Labs personnel. All changes will be noted in the Document History section of the report.

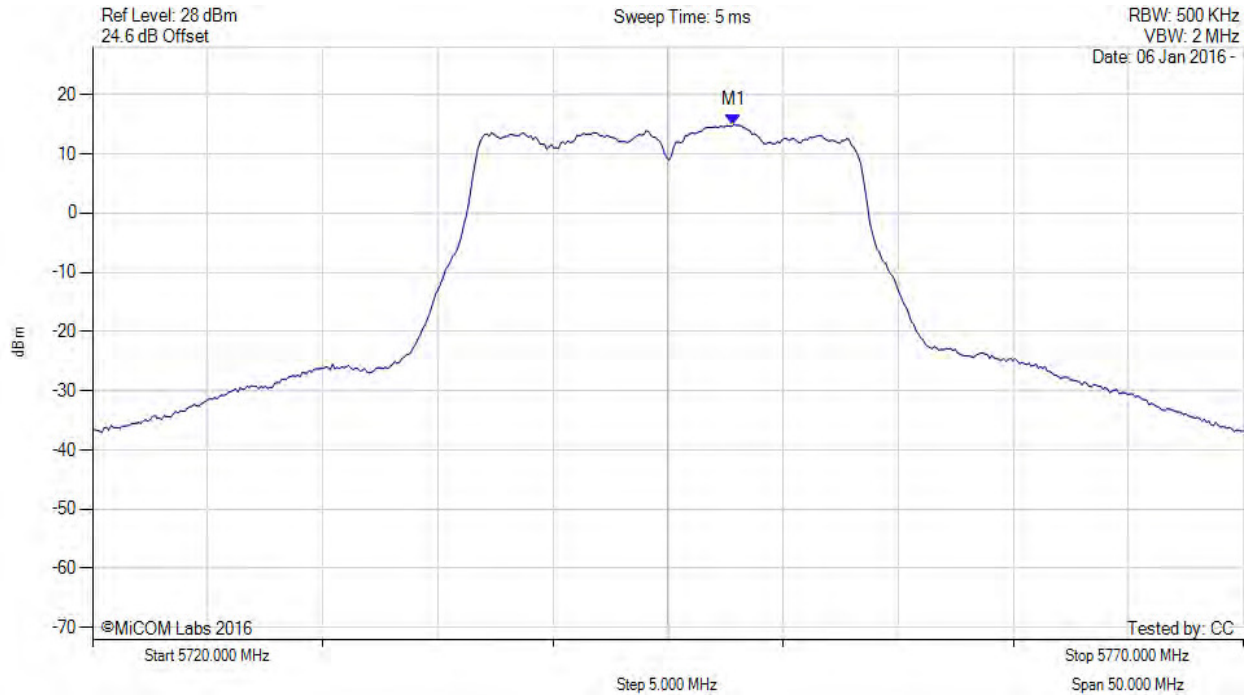


Title: Aruba Networks, Inc. APEX0100, APEX0101
To: FCC CFR 47 Part 15 Subpart E 15.407
Serial #: ARUB190-U5 Rev A
Issue Date: 18th April 2016
Page: 264 of 405

POWER SPECTRAL DENSITY



Variant: 802.11a, Channel: 5745.00 MHz, SUM, Temp: Ambient, Voltage: 48 Vdc



Analyzer Setup	Marker:Frequency:Amplitude	Test Results
Detector = RMS Sweep Count = 100 RF Atten (dB) = 20 Trace Mode = VIEW	M1 : 5747.900 MHz : 14.888 dBm M1 + DCCF : 5747.900 MHz : 15.157 dBm Duty Cycle Correction Factor : +0.27 dB	Limit: ≤ 30.0 dBm Margin: -14.8 dB

[back to matrix](#)

This test report may be reproduced in full only. The document may only be updated by MiCOM Labs personnel. All changes will be noted in the Document History section of the report.

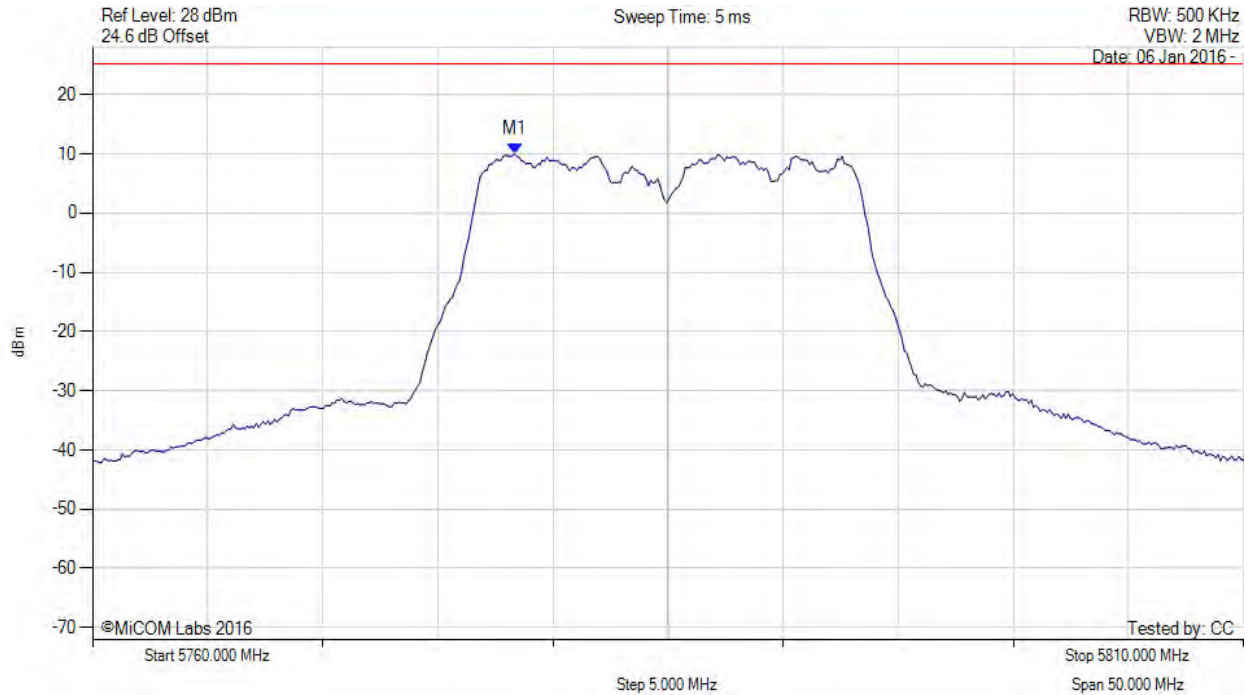


Title: Aruba Networks, Inc. APEX0100, APEX0101
To: FCC CFR 47 Part 15 Subpart E 15.407
Serial #: ARUB190-U5 Rev A
Issue Date: 18th April 2016
Page: 265 of 405

POWER SPECTRAL DENSITY



Variant: 802.11a, Channel: 5785.00 MHz, Chain a, Temp: Ambient, Voltage: 48 Vdc



Analyzer Setup	Marker:Frequency:Amplitude	Test Results
Detector = RMS Sweep Count = 100 RF Atten (dB) = 20 Trace Mode = VIEW	M1 : 5778.337 MHz : 9.977 dBm	Limit: ≤ 25.230 dBm

[back to matrix](#)

This test report may be reproduced in full only. The document may only be updated by MiCOM Labs personnel. All changes will be noted in the Document History section of the report.

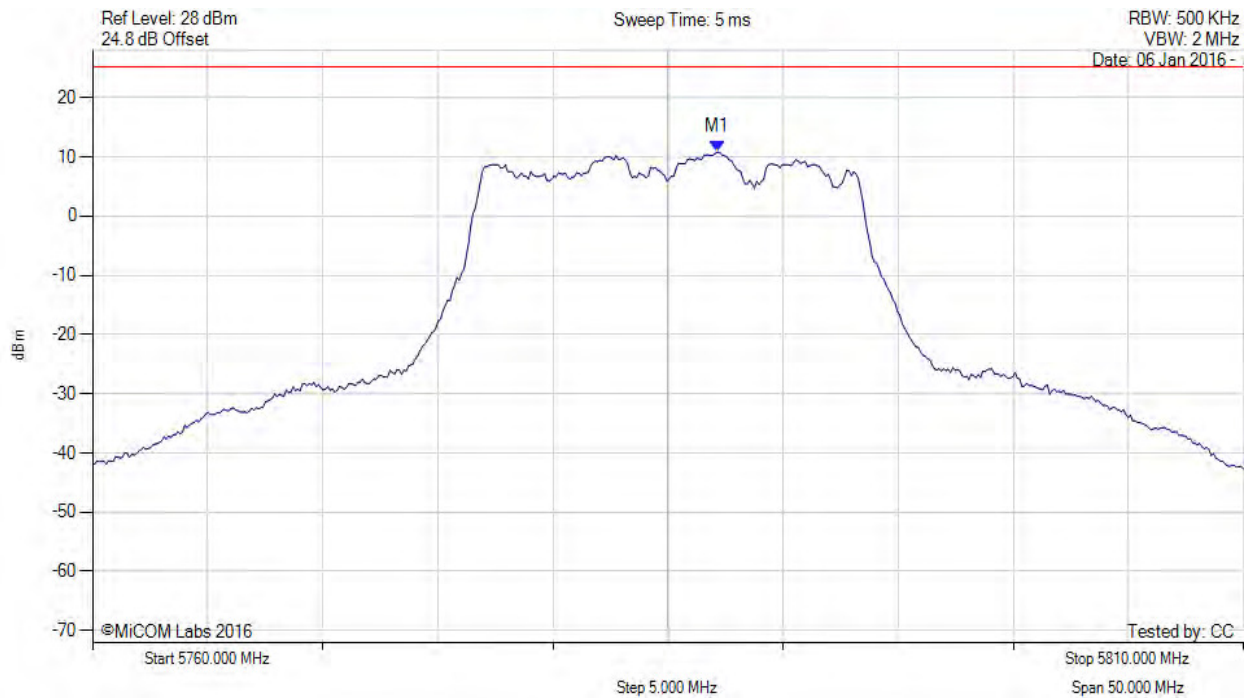


Title: Aruba Networks, Inc. APEX0100, APEX0101
To: FCC CFR 47 Part 15 Subpart E 15.407
Serial #: ARUB190-U5 Rev A
Issue Date: 18th April 2016
Page: 266 of 405

POWER SPECTRAL DENSITY



Variant: 802.11a, Channel: 5785.00 MHz, Chain b, Temp: Ambient, Voltage: 48 Vdc



Analyzer Setup	Marker: Frequency: Amplitude	Test Results
Detector = RMS Sweep Count = 100 RF Atten (dB) = 20 Trace Mode = VIEW	M1 : 5787.154 MHz : 10.816 dBm	Channel Frequency: 5785.00 MHz

[back to matrix](#)

This test report may be reproduced in full only. The document may only be updated by MiCOM Labs personnel. All changes will be noted in the Document History section of the report.

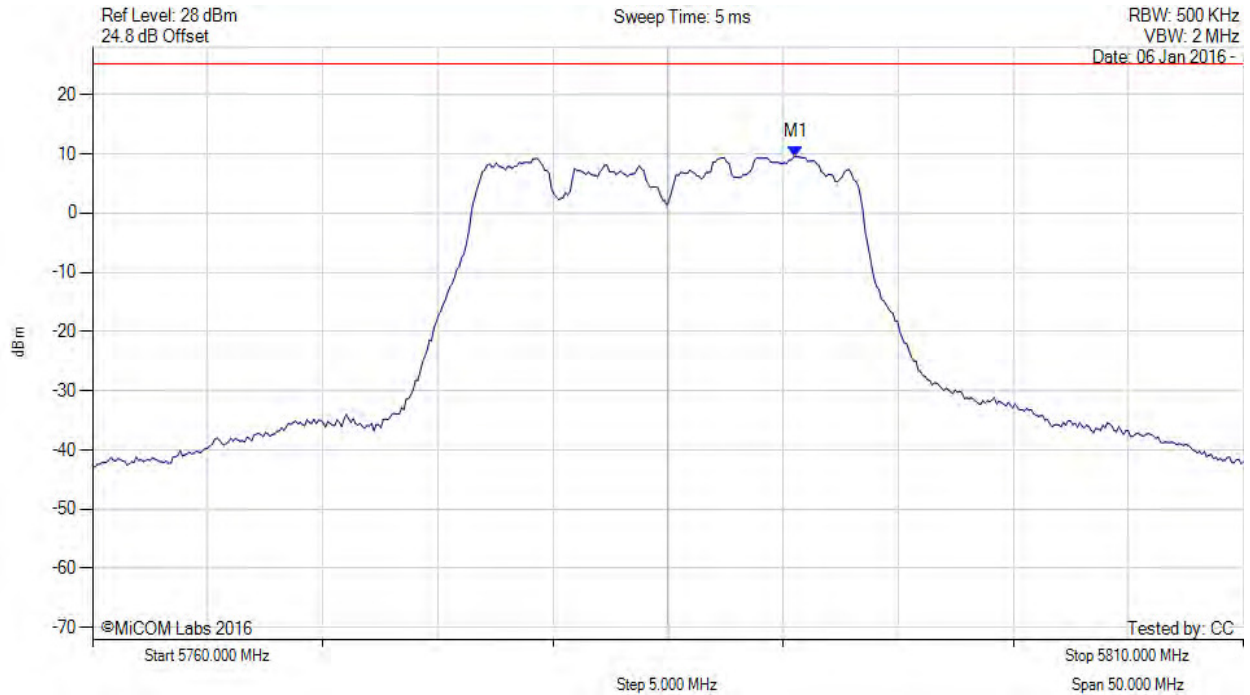


Title: Aruba Networks, Inc. APEX0100, APEX0101
To: FCC CFR 47 Part 15 Subpart E 15.407
Serial #: ARUB190-U5 Rev A
Issue Date: 18th April 2016
Page: 267 of 405

POWER SPECTRAL DENSITY



Variant: 802.11a, Channel: 5785.00 MHz, Chain c, Temp: Ambient, Voltage: 48 Vdc



Analyzer Setup	Marker:Frequency:Amplitude	Test Results
Detector = RMS Sweep Count = 100 RF Atten (dB) = 20 Trace Mode = VIEW	M1 : 5790.561 MHz : 9.537 dBm	Limit: ≤ 25.230 dBm

[back to matrix](#)

This test report may be reproduced in full only. The document may only be updated by MiCOM Labs personnel. All changes will be noted in the Document History section of the report.

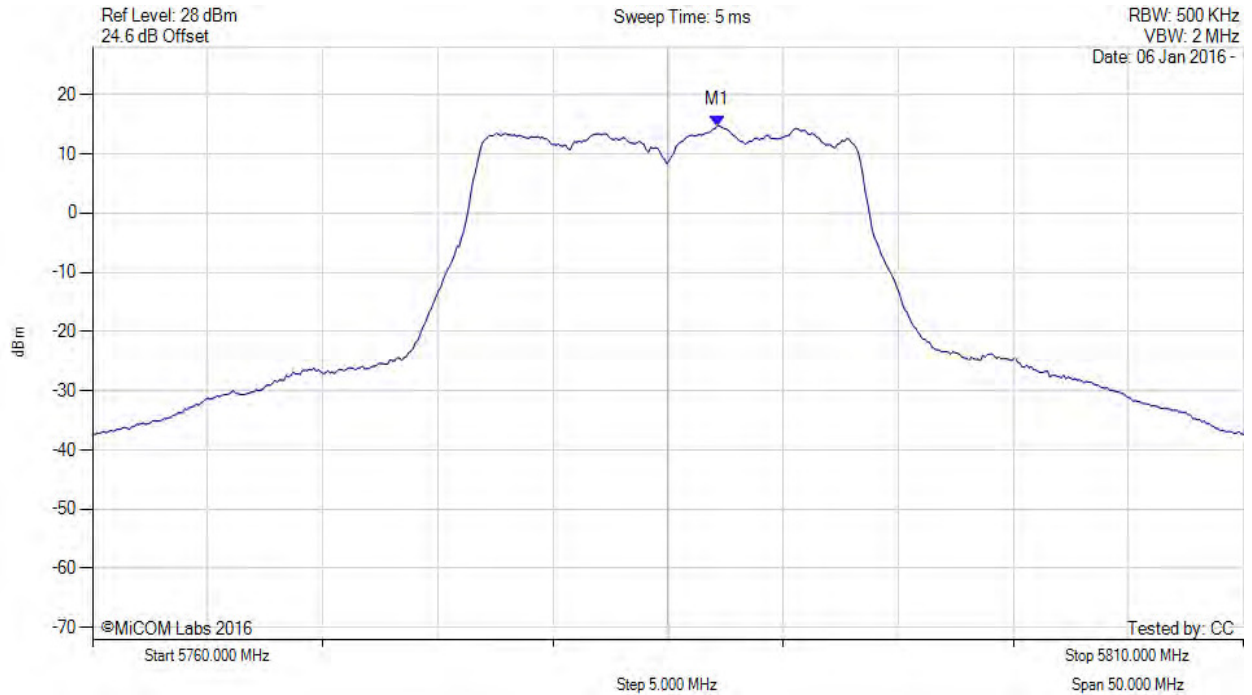


Title: Aruba Networks, Inc. APEX0100, APEX0101
To: FCC CFR 47 Part 15 Subpart E 15.407
Serial #: ARUB190-U5 Rev A
Issue Date: 18th April 2016
Page: 268 of 405

POWER SPECTRAL DENSITY



Variant: 802.11a, Channel: 5785.00 MHz, SUM, Temp: Ambient, Voltage: 48 Vdc



Analyzer Setup	Marker:Frequency:Amplitude	Test Results
Detector = RMS Sweep Count = 100 RF Atten (dB) = 20 Trace Mode = VIEW	M1 : 5787.200 MHz : 14.768 dBm M1 + DCCF : 5787.200 MHz : 15.037 dBm Duty Cycle Correction Factor : +0.27 dB	Limit: ≤ 30.0 dBm Margin: -14.9 dB

[back to matrix](#)

This test report may be reproduced in full only. The document may only be updated by MiCOM Labs personnel. All changes will be noted in the Document History section of the report.

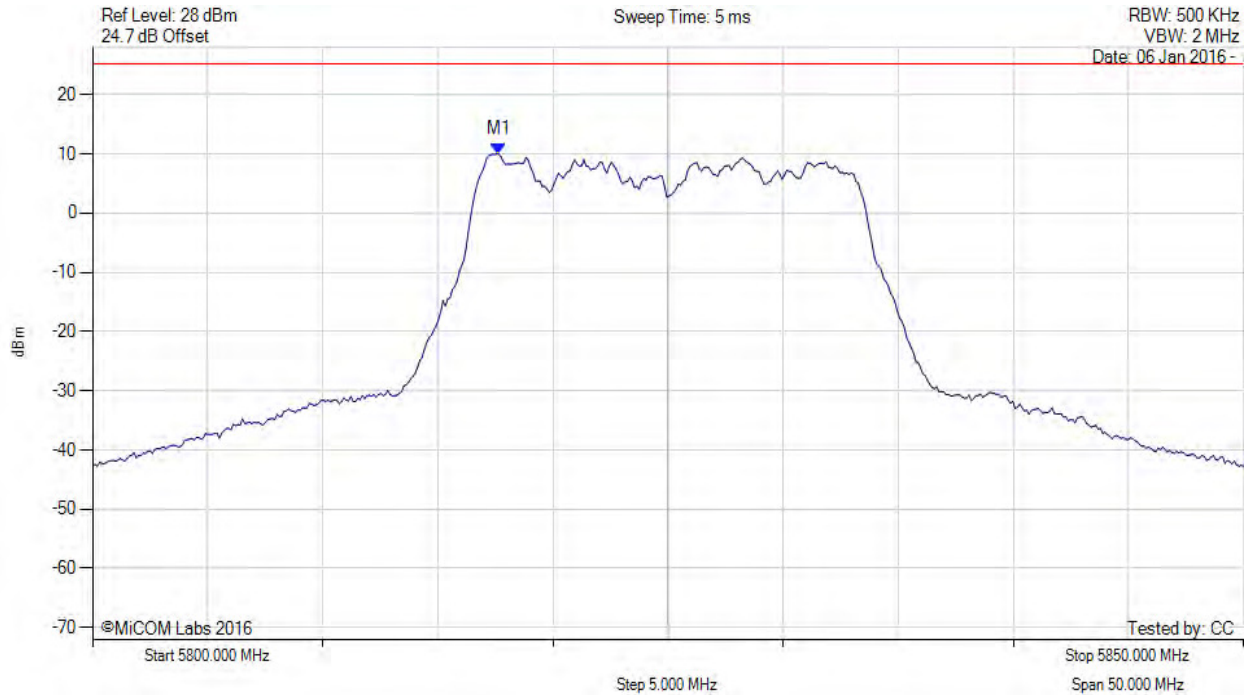


Title: Aruba Networks, Inc. APEX0100, APEX0101
To: FCC CFR 47 Part 15 Subpart E 15.407
Serial #: ARUB190-U5 Rev A
Issue Date: 18th April 2016
Page: 269 of 405

POWER SPECTRAL DENSITY



Variant: 802.11a, Channel: 5825.00 MHz, Chain a, Temp: Ambient, Voltage: 48 Vdc



Analyzer Setup	Marker:Frequency:Amplitude	Test Results
Detector = RMS Sweep Count = 100 RF Atten (dB) = 20 Trace Mode = VIEW	M1 : 5817.635 MHz : 10.018 dBm	Limit: ≤ 25.230 dBm

[back to matrix](#)

This test report may be reproduced in full only. The document may only be updated by MiCOM Labs personnel. All changes will be noted in the Document History section of the report.

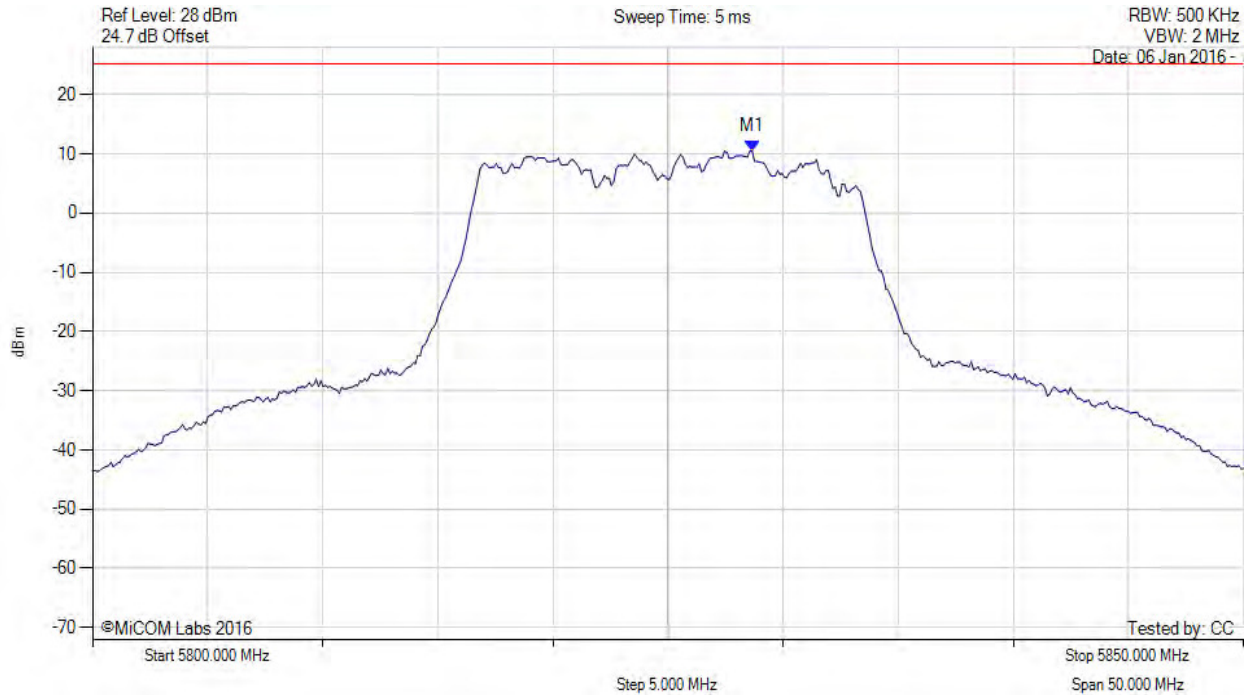


Title: Aruba Networks, Inc. APEX0100, APEX0101
To: FCC CFR 47 Part 15 Subpart E 15.407
Serial #: ARUB190-U5 Rev A
Issue Date: 18th April 2016
Page: 270 of 405

POWER SPECTRAL DENSITY



Variant: 802.11a, Channel: 5825.00 MHz, Chain b, Temp: Ambient, Voltage: 48 Vdc



Analyzer Setup	Marker: Frequency: Amplitude	Test Results
Detector = RMS Sweep Count = 100 RF Atten (dB) = 20 Trace Mode = VIEW	M1 : 5828.657 MHz : 10.538 dBm	Limit: ≤ 25.230 dBm

[back to matrix](#)

This test report may be reproduced in full only. The document may only be updated by MiCOM Labs personnel. All changes will be noted in the Document History section of the report.

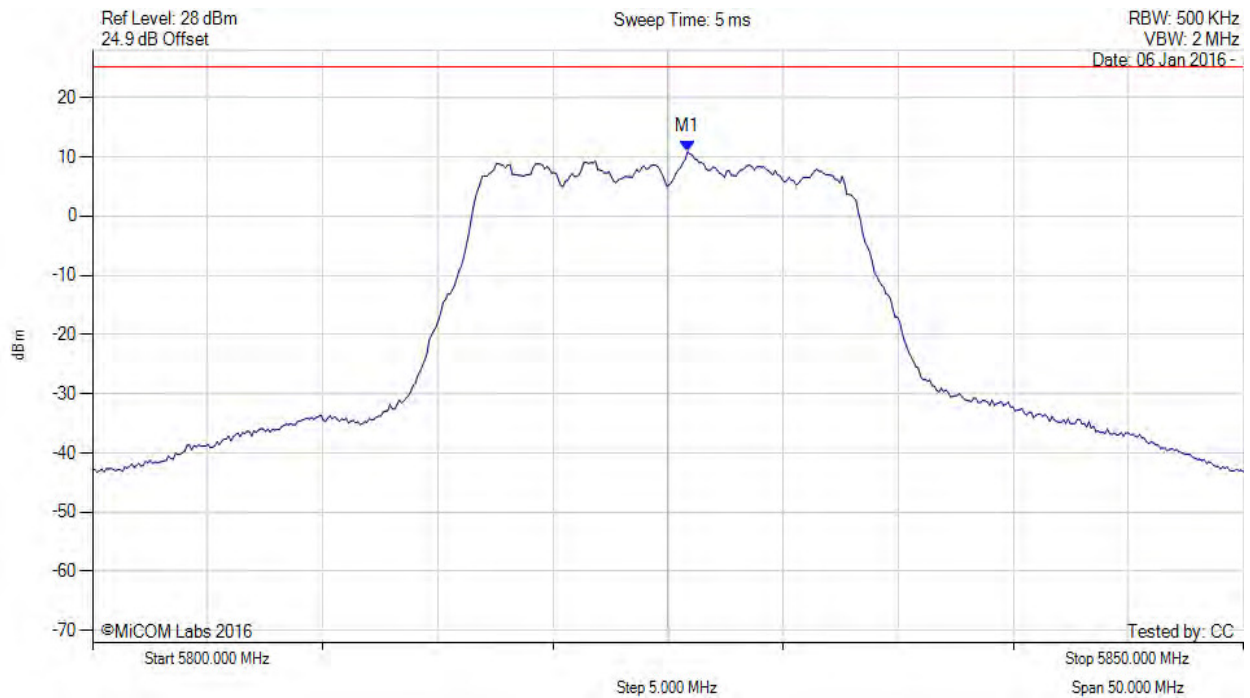


Title: Aruba Networks, Inc. APEX0100, APEX0101
To: FCC CFR 47 Part 15 Subpart E 15.407
Serial #: ARUB190-U5 Rev A
Issue Date: 18th April 2016
Page: 271 of 405

POWER SPECTRAL DENSITY



Variant: 802.11a, Channel: 5825.00 MHz, Chain c, Temp: Ambient, Voltage: 48 Vdc



Analyzer Setup	Marker:Frequency:Amplitude	Test Results
Detector = RMS Sweep Count = 100 RF Atten (dB) = 20 Trace Mode = VIEW	M1 : 5825.852 MHz : 10.907 dBm	Limit: ≤ 25.230 dBm

[back to matrix](#)

This test report may be reproduced in full only. The document may only be updated by MiCOM Labs personnel. All changes will be noted in the Document History section of the report.

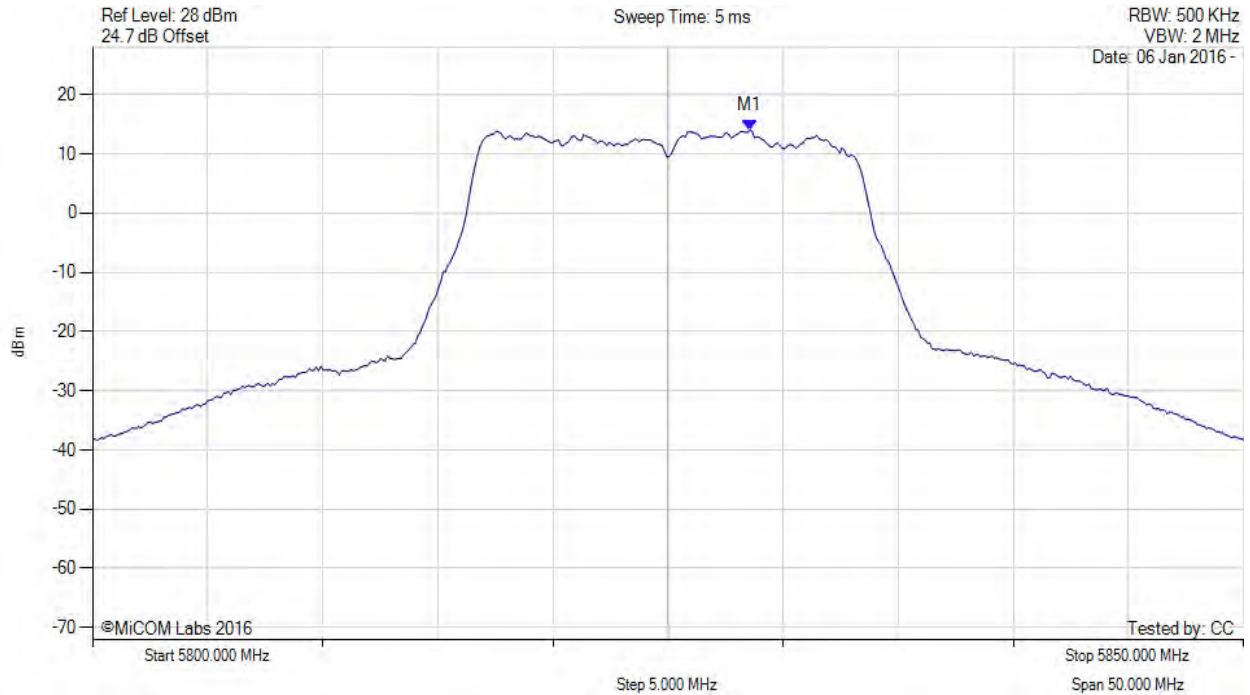


Title: Aruba Networks, Inc. APEX0100, APEX0101
To: FCC CFR 47 Part 15 Subpart E 15.407
Serial #: ARUB190-U5 Rev A
Issue Date: 18th April 2016
Page: 272 of 405

POWER SPECTRAL DENSITY



Variant: 802.11a, Channel: 5825.00 MHz, SUM, Temp: Ambient, Voltage: 48 Vdc



Analyzer Setup	Marker:Frequency:Amplitude	Test Results
Detector = RMS Sweep Count = 100 RF Atten (dB) = 20 Trace Mode = VIEW	M1 : 5828.600 MHz : 13.991 dBm M1 + DCCF : 5828.600 MHz : 14.260 dBm Duty Cycle Correction Factor : +0.27 dB	Limit: ≤ 30.0 dBm Margin: -15.7 dB

[back to matrix](#)

This test report may be reproduced in full only. The document may only be updated by MiCOM Labs personnel. All changes will be noted in the Document History section of the report.

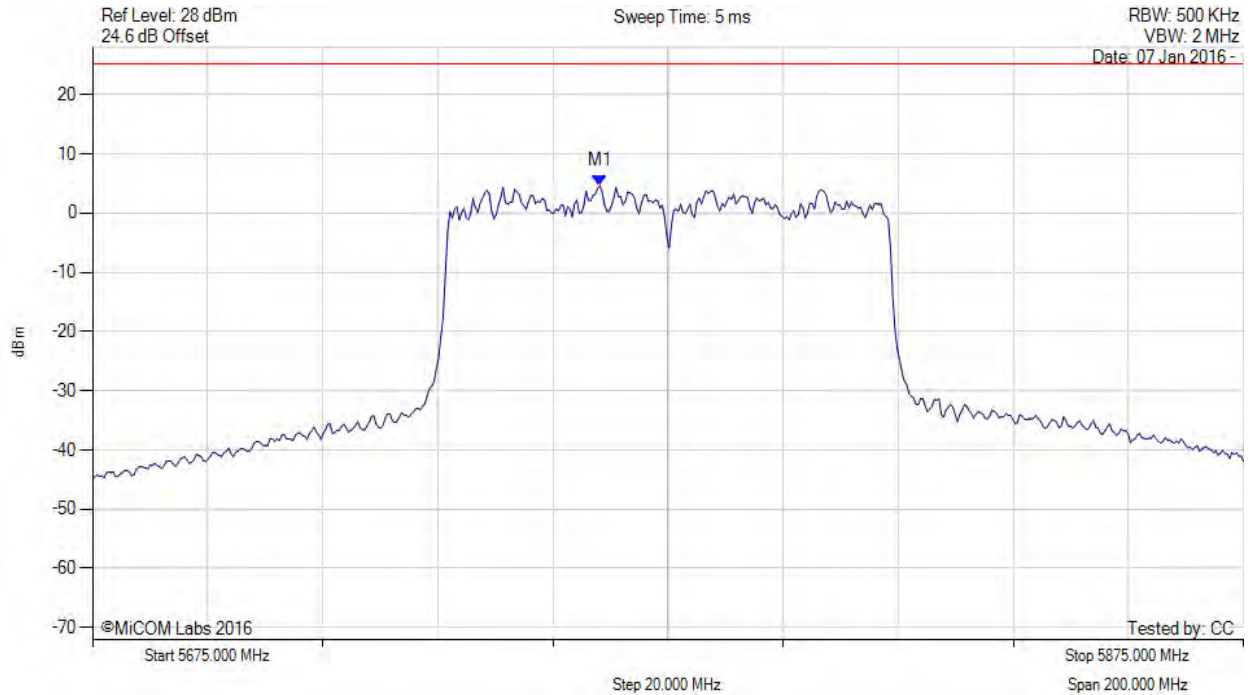


Title: Aruba Networks, Inc. APEX0100, APEX0101
To: FCC CFR 47 Part 15 Subpart E 15.407
Serial #: ARUB190-U5 Rev A
Issue Date: 18th April 2016
Page: 273 of 405

POWER SPECTRAL DENSITY



Variant: 802.11ac-80, Channel: 5775.00 MHz, Chain a, Temp: Ambient, Voltage: 48 Vdc



Analyzer Setup	Marker:Frequency:Amplitude	Test Results
Detector = RMS Sweep Count = 100 RF Atten (dB) = 20 Trace Mode = VIEW	M1 : 5763.176 MHz : 4.622 dBm	Limit: ≤ 25.230 dBm

[back to matrix](#)

This test report may be reproduced in full only. The document may only be updated by MiCOM Labs personnel. All changes will be noted in the Document History section of the report.

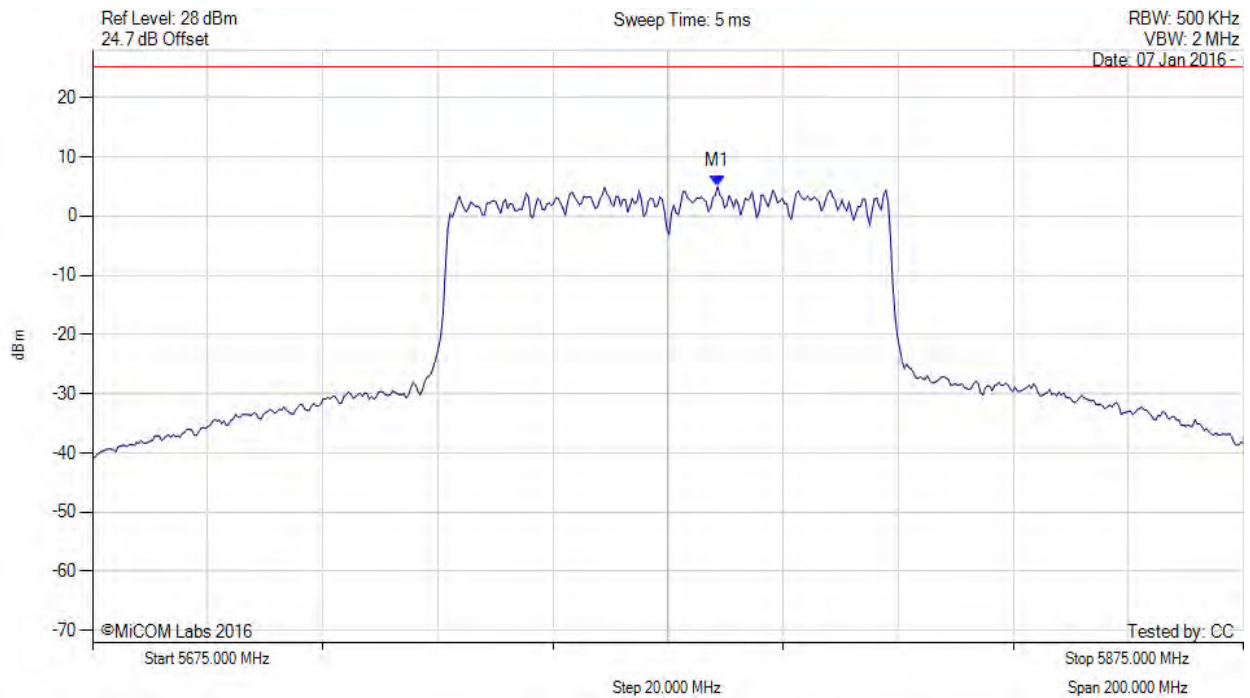


Title: Aruba Networks, Inc. APEX0100, APEX0101
To: FCC CFR 47 Part 15 Subpart E 15.407
Serial #: ARUB190-U5 Rev A
Issue Date: 18th April 2016
Page: 274 of 405

POWER SPECTRAL DENSITY



Variant: 802.11ac-80, Channel: 5775.00 MHz, Chain b, Temp: Ambient, Voltage: 48 Vdc



Analyzer Setup	Marker: Frequency: Amplitude	Test Results
Detector = RMS Sweep Count = 100 RF Atten (dB) = 20 Trace Mode = VIEW	M1 : 5783.617 MHz : 4.994 dBm	Limit: ≤ 25.230 dBm

[back to matrix](#)

This test report may be reproduced in full only. The document may only be updated by MiCOM Labs personnel. All changes will be noted in the Document History section of the report.

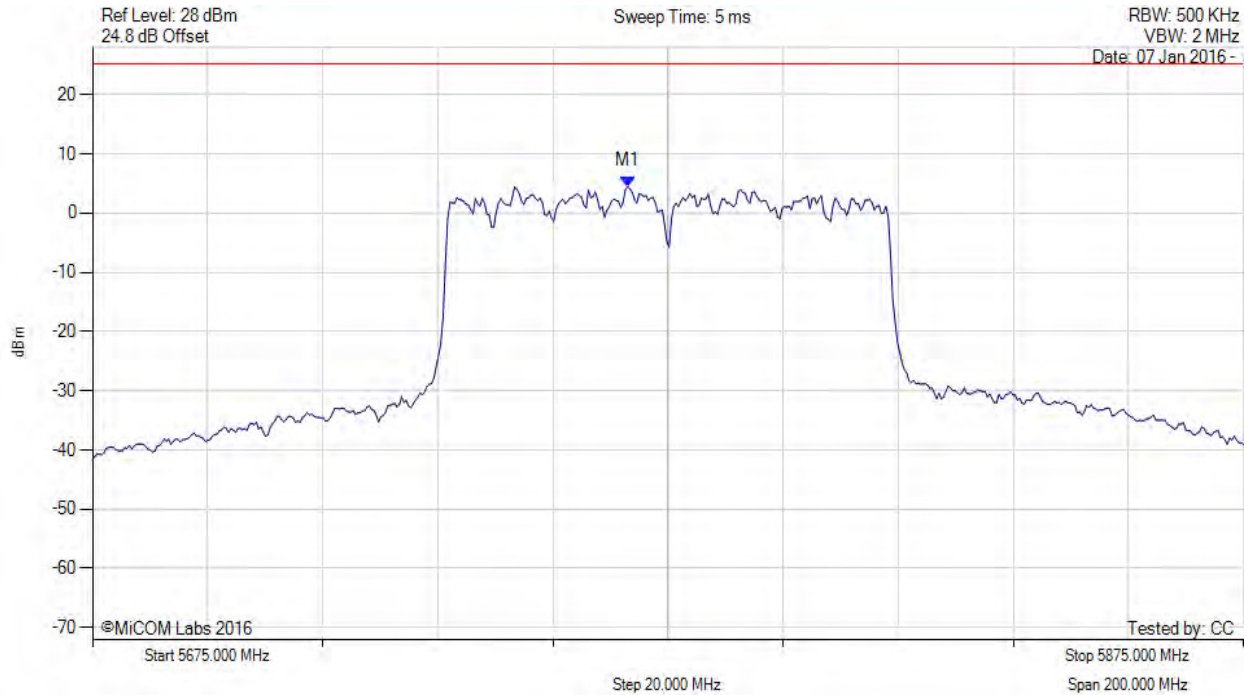


Title: Aruba Networks, Inc. APEX0100, APEX0101
To: FCC CFR 47 Part 15 Subpart E 15.407
Serial #: ARUB190-U5 Rev A
Issue Date: 18th April 2016
Page: 275 of 405

POWER SPECTRAL DENSITY



Variant: 802.11ac-80, Channel: 5775.00 MHz, Chain c, Temp: Ambient, Voltage: 48 Vdc



Analyzer Setup	Marker:Frequency:Amplitude	Test Results
Detector = RMS Sweep Count = 100 RF Atten (dB) = 20 Trace Mode = VIEW	M1 : 5767.986 MHz : 4.492 dBm	Limit: ≤ 25.230 dBm

[back to matrix](#)

This test report may be reproduced in full only. The document may only be updated by MiCOM Labs personnel. All changes will be noted in the Document History section of the report.

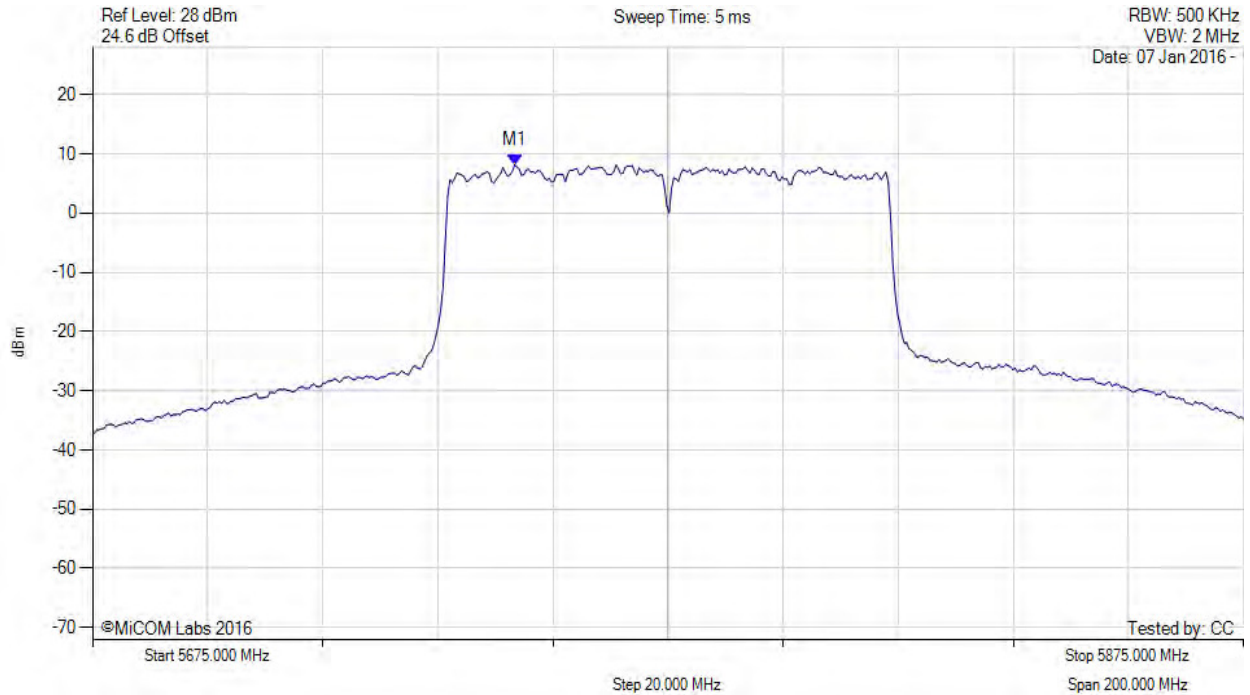


Title: Aruba Networks, Inc. APEX0100, APEX0101
To: FCC CFR 47 Part 15 Subpart E 15.407
Serial #: ARUB190-U5 Rev A
Issue Date: 18th April 2016
Page: 276 of 405

POWER SPECTRAL DENSITY



Variant: 802.11ac-80, Channel: 5775.00 MHz, SUM, Temp: Ambient, Voltage: 48 Vdc



Analyzer Setup	Marker:Frequency:Amplitude	Test Results
Detector = RMS Sweep Count = 100 RF Atten (dB) = 20 Trace Mode = VIEW	M1 : 5748.300 MHz : 8.168 dBm M1 + DCCF : 5748.300 MHz : 8.874 dBm Duty Cycle Correction Factor : +0.71 dB	Limit: ≤ 30.0 dBm Margin: -21.1 dB

[back to matrix](#)

This test report may be reproduced in full only. The document may only be updated by MiCOM Labs personnel. All changes will be noted in the Document History section of the report.

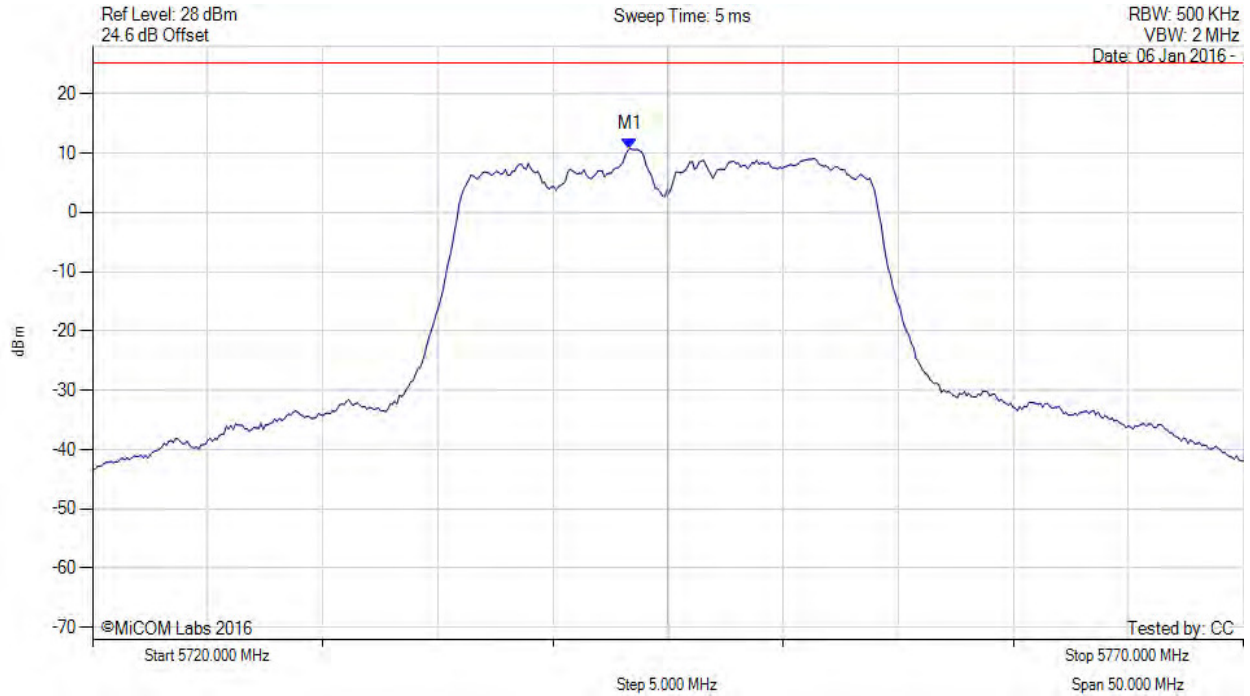


Title: Aruba Networks, Inc. APEX0100, APEX0101
To: FCC CFR 47 Part 15 Subpart E 15.407
Serial #: ARUB190-U5 Rev A
Issue Date: 18th April 2016
Page: 277 of 405

POWER SPECTRAL DENSITY



Variant: 802.11n HT-20, Channel: 5745.00 MHz, Chain a, Temp: Ambient, Voltage: 48 Vdc



Analyzer Setup	Marker:Frequency:Amplitude	Test Results
Detector = RMS Sweep Count = 100 RF Atten (dB) = 20 Trace Mode = VIEW	M1 : 5743.347 MHz : 10.775 dBm	Limit: ≤ 25.230 dBm

[back to matrix](#)

This test report may be reproduced in full only. The document may only be updated by MiCOM Labs personnel. All changes will be noted in the Document History section of the report.

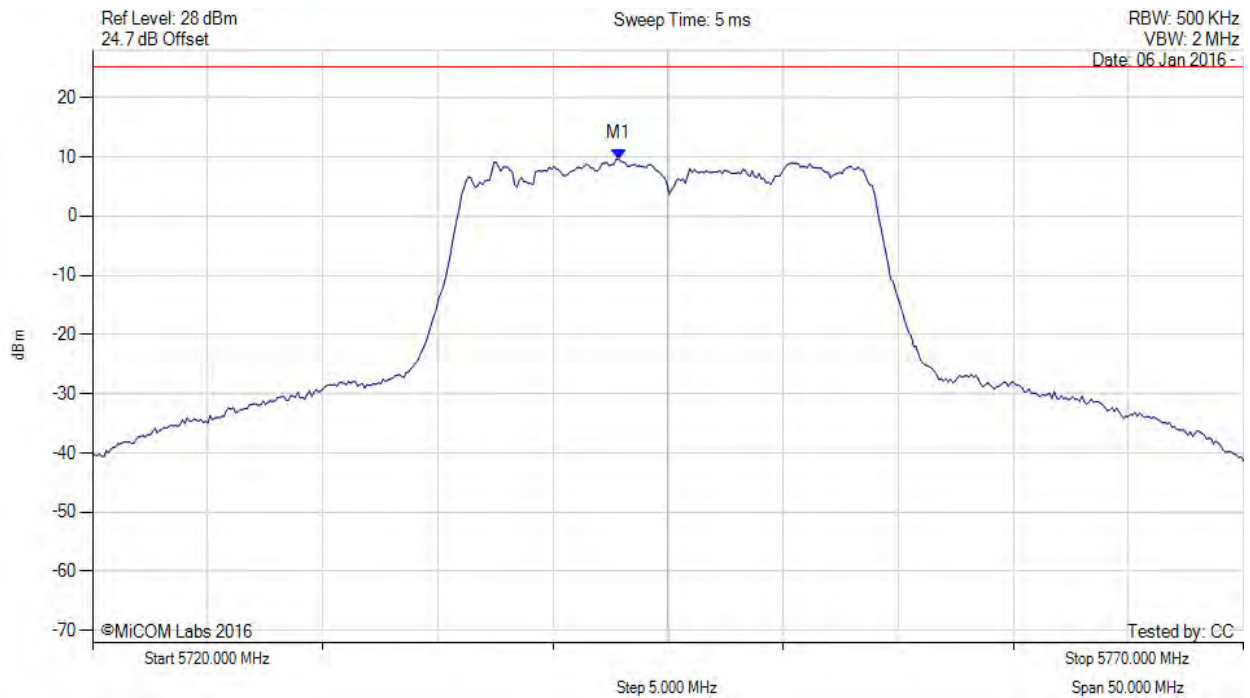


Title: Aruba Networks, Inc. APEX0100, APEX0101
To: FCC CFR 47 Part 15 Subpart E 15.407
Serial #: ARUB190-U5 Rev A
Issue Date: 18th April 2016
Page: 278 of 405

POWER SPECTRAL DENSITY



Variant: 802.11n HT-20, Channel: 5745.00 MHz, Chain b, Temp: Ambient, Voltage: 48 Vdc



Analyzer Setup	Marker: Frequency: Amplitude	Test Results
Detector = RMS Sweep Count = 100 RF Atten (dB) = 20 Trace Mode = VIEW	M1 : 5742.846 MHz : 9.634 dBm	Limit: ≤ 25.230 dBm

[back to matrix](#)

This test report may be reproduced in full only. The document may only be updated by MiCOM Labs personnel. All changes will be noted in the Document History section of the report.

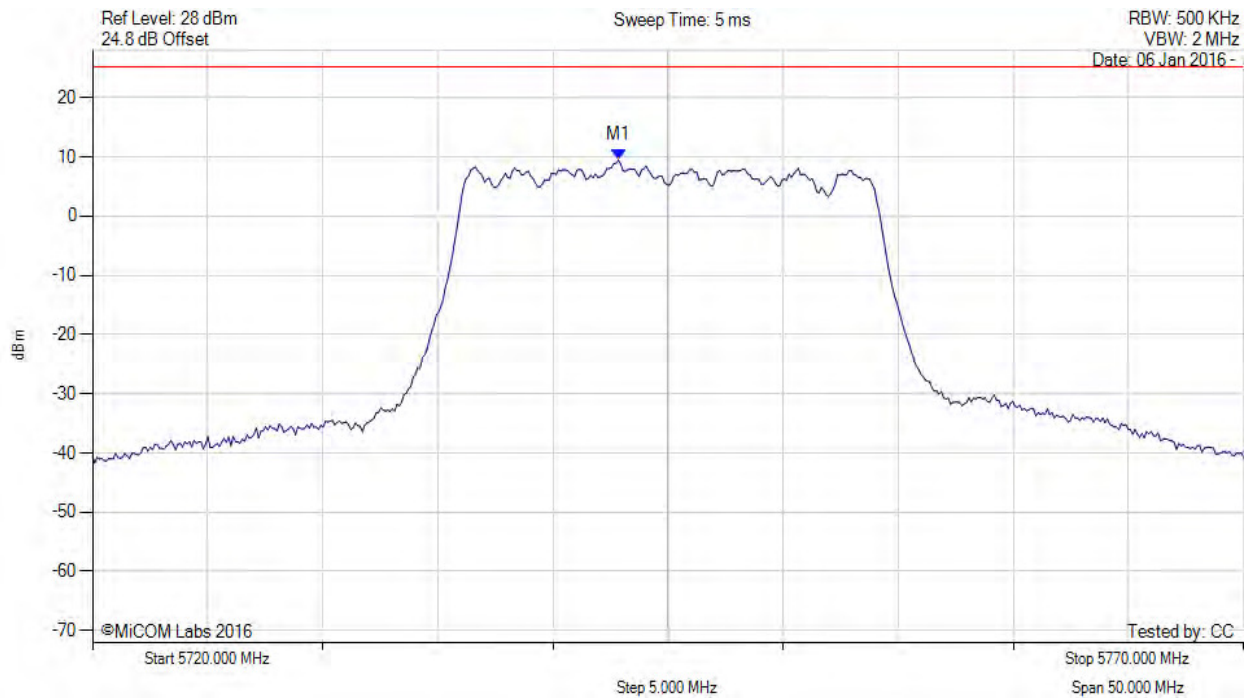


Title: Aruba Networks, Inc. APEX0100, APEX0101
To: FCC CFR 47 Part 15 Subpart E 15.407
Serial #: ARUB190-U5 Rev A
Issue Date: 18th April 2016
Page: 279 of 405

POWER SPECTRAL DENSITY



Variant: 802.11n HT-20, Channel: 5745.00 MHz, Chain c, Temp: Ambient, Voltage: 48 Vdc



Analyzer Setup	Marker:Frequency:Amplitude	Test Results
Detector = RMS Sweep Count = 100 RF Atten (dB) = 20 Trace Mode = VIEW	M1 : 5742.846 MHz : 9.450 dBm	Limit: ≤ 25.230 dBm

[back to matrix](#)

This test report may be reproduced in full only. The document may only be updated by MiCOM Labs personnel. All changes will be noted in the Document History section of the report.

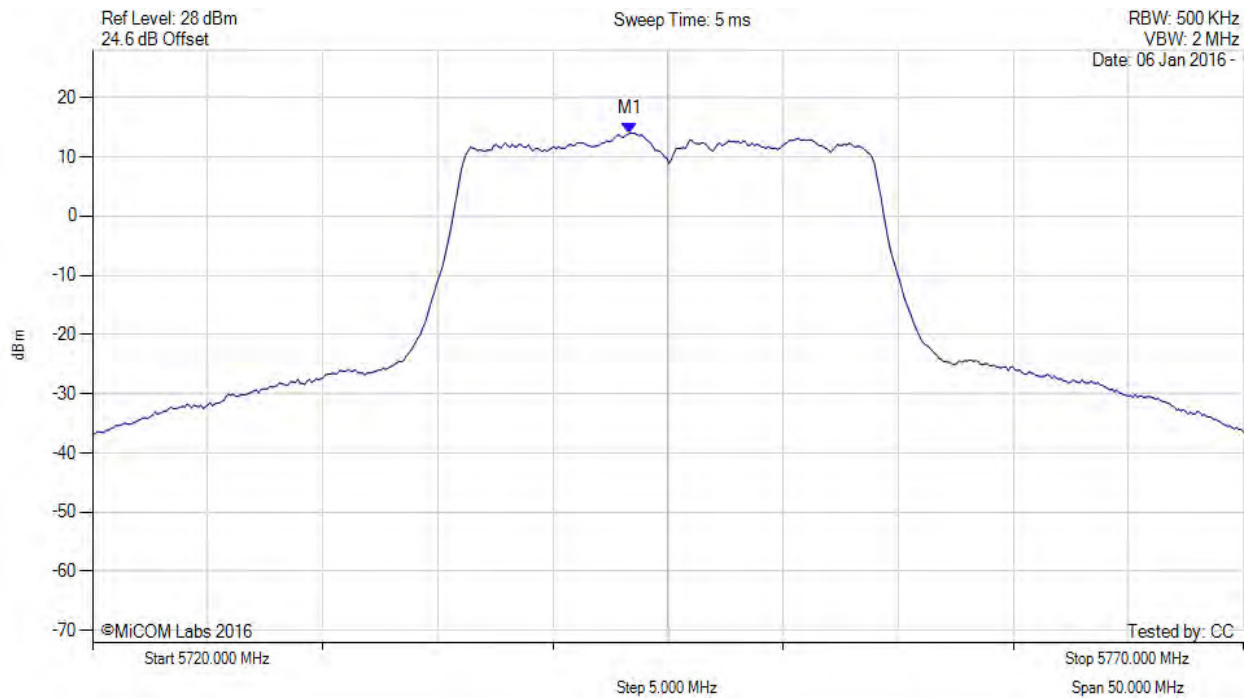


Title: Aruba Networks, Inc. APEX0100, APEX0101
To: FCC CFR 47 Part 15 Subpart E 15.407
Serial #: ARUB190-U5 Rev A
Issue Date: 18th April 2016
Page: 280 of 405

POWER SPECTRAL DENSITY



Variant: 802.11n HT-20, Channel: 5745.00 MHz, SUM, Temp: Ambient, Voltage: 48 Vdc



Analyzer Setup	Marker:Frequency:Amplitude	Test Results
Detector = RMS Sweep Count = 100 RF Atten (dB) = 20 Trace Mode = VIEW	M1 : 5743.300 MHz : 14.034 dBm M1 + DCCF : 5743.300 MHz : 14.303 dBm Duty Cycle Correction Factor : +0.27 dB	Limit: ≤ 30.0 dBm Margin: -15.7 dB

[back to matrix](#)

This test report may be reproduced in full only. The document may only be updated by MiCOM Labs personnel. All changes will be noted in the Document History section of the report.

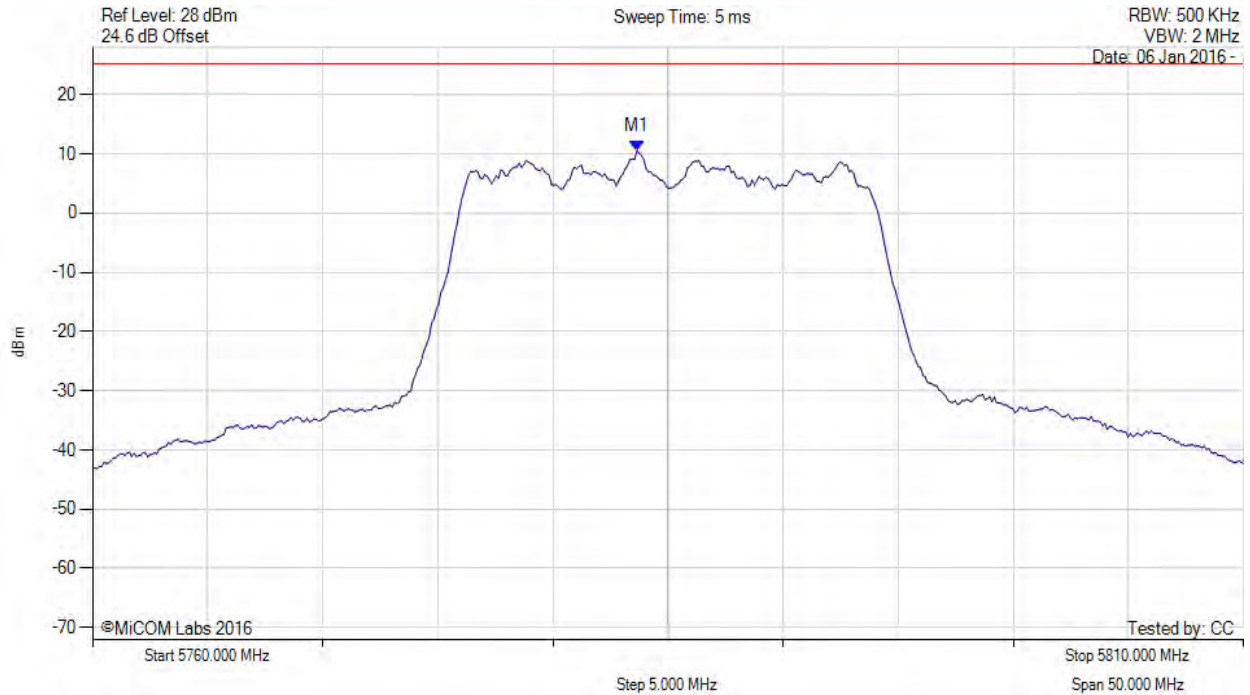


Title: Aruba Networks, Inc. APEX0100, APEX0101
To: FCC CFR 47 Part 15 Subpart E 15.407
Serial #: ARUB190-U5 Rev A
Issue Date: 18th April 2016
Page: 281 of 405

POWER SPECTRAL DENSITY



Variant: 802.11n HT-20, Channel: 5785.00 MHz, Chain a, Temp: Ambient, Voltage: 48 Vdc



Analyzer Setup	Marker: Frequency: Amplitude	Test Results
Detector = RMS Sweep Count = 100 RF Atten (dB) = 20 Trace Mode = VIEW	M1 : 5783.647 MHz : 10.510 dBm	Limit: ≤ 25.230 dBm

[back to matrix](#)

This test report may be reproduced in full only. The document may only be updated by MiCOM Labs personnel. All changes will be noted in the Document History section of the report.

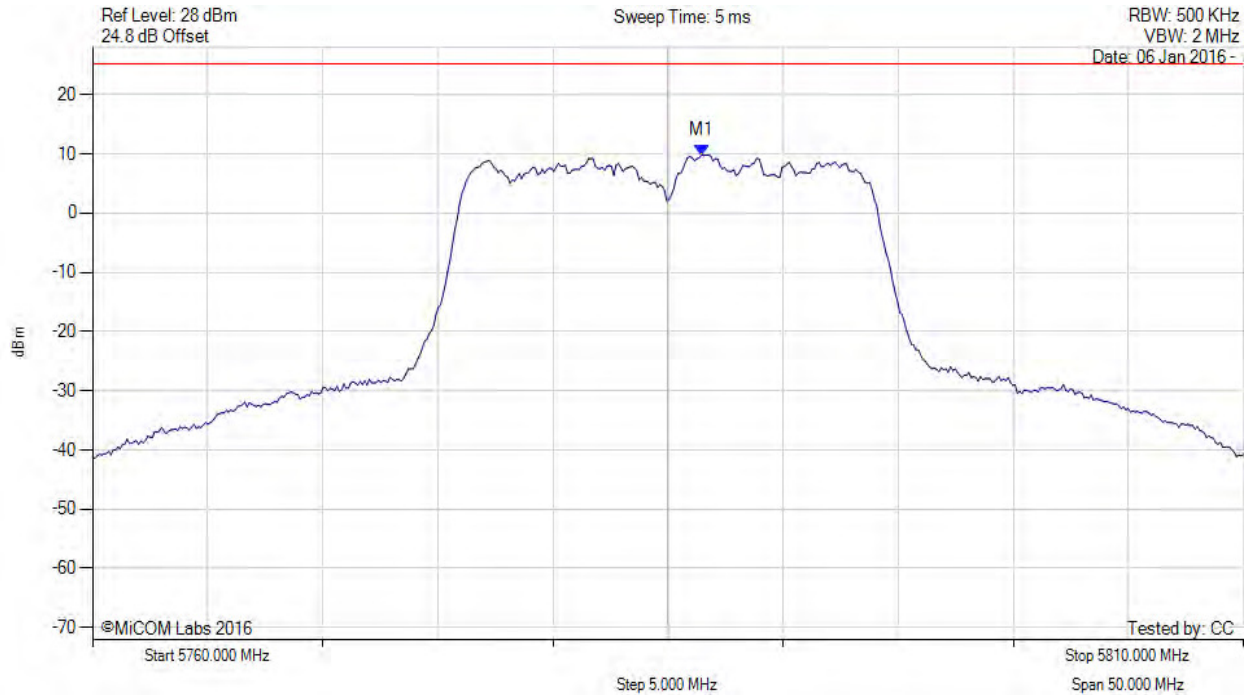


Title: Aruba Networks, Inc. APEX0100, APEX0101
To: FCC CFR 47 Part 15 Subpart E 15.407
Serial #: ARUB190-U5 Rev A
Issue Date: 18th April 2016
Page: 282 of 405

POWER SPECTRAL DENSITY



Variant: 802.11n HT-20, Channel: 5785.00 MHz, Chain b, Temp: Ambient, Voltage: 48 Vdc



Analyzer Setup	Marker:Frequency:Amplitude	Test Results
Detector = RMS Sweep Count = 100 RF Atten (dB) = 20 Trace Mode = VIEW	M1 : 5786.453 MHz : 9.838 dBm	Channel Frequency: 5785.00 MHz

[back to matrix](#)

This test report may be reproduced in full only. The document may only be updated by MiCOM Labs personnel. All changes will be noted in the Document History section of the report.

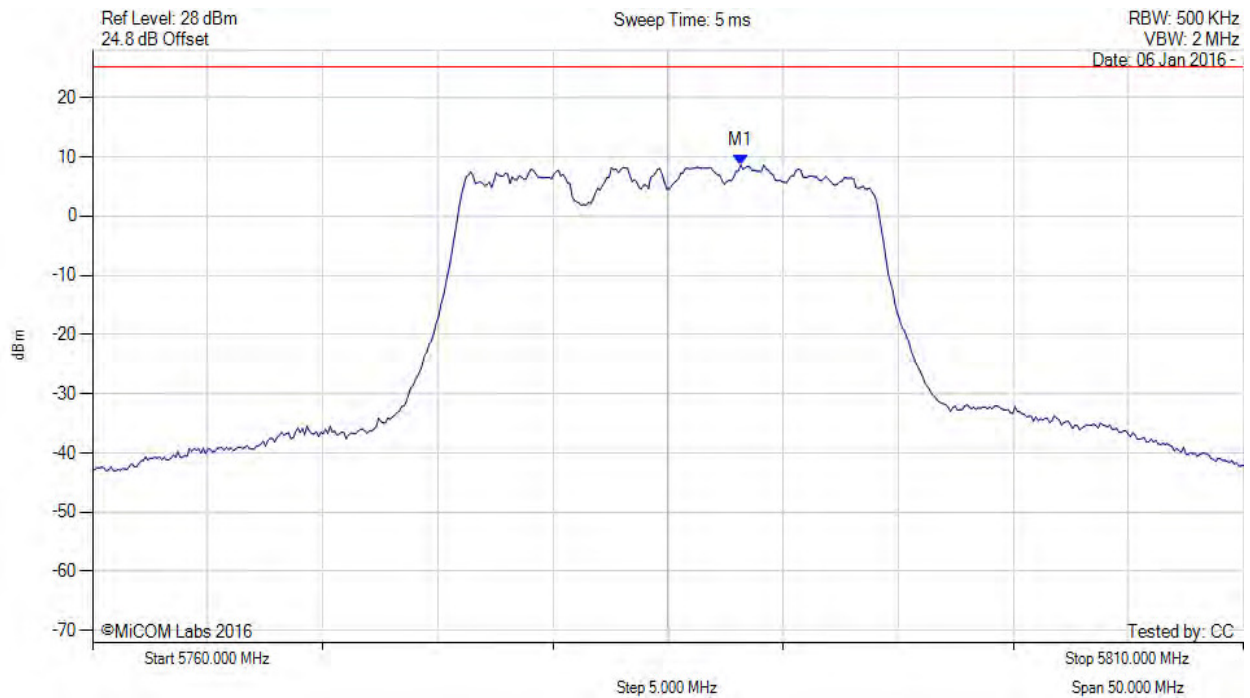


Title: Aruba Networks, Inc. APEX0100, APEX0101
To: FCC CFR 47 Part 15 Subpart E 15.407
Serial #: ARUB190-U5 Rev A
Issue Date: 18th April 2016
Page: 283 of 405

POWER SPECTRAL DENSITY



Variant: 802.11n HT-20, Channel: 5785.00 MHz, Chain c, Temp: Ambient, Voltage: 48 Vdc



Analyzer Setup	Marker: Frequency: Amplitude	Test Results
Detector = RMS Sweep Count = 100 RF Atten (dB) = 20 Trace Mode = VIEW	M1 : 5788.156 MHz : 8.622 dBm	Limit: ≤ 25.230 dBm

[back to matrix](#)

This test report may be reproduced in full only. The document may only be updated by MiCOM Labs personnel. All changes will be noted in the Document History section of the report.

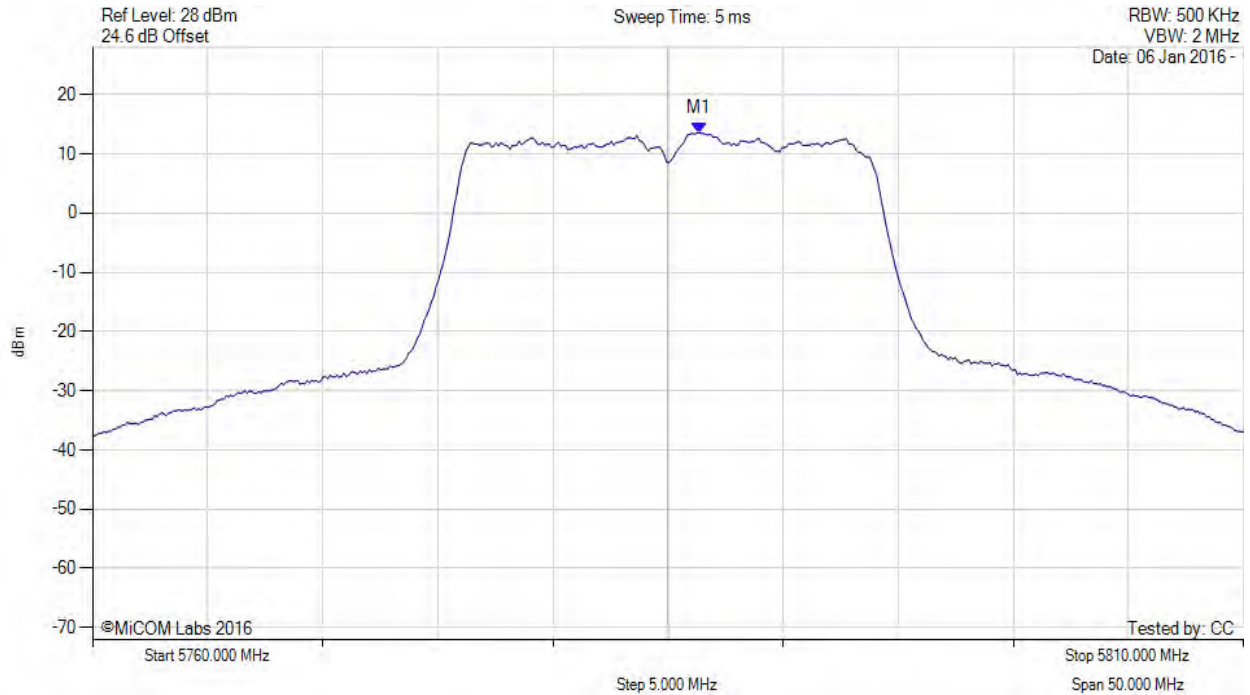


Title: Aruba Networks, Inc. APEX0100, APEX0101
To: FCC CFR 47 Part 15 Subpart E 15.407
Serial #: ARUB190-U5 Rev A
Issue Date: 18th April 2016
Page: 284 of 405

POWER SPECTRAL DENSITY



Variant: 802.11n HT-20, Channel: 5785.00 MHz, SUM, Temp: Ambient, Voltage: 48 Vdc



Analyzer Setup	Marker:Frequency:Amplitude	Test Results
Detector = RMS Sweep Count = 100 RF Atten (dB) = 20 Trace Mode = VIEW	M1 : 5786.400 MHz : 13.558 dBm M1 + DCCF : 5786.400 MHz : 13.827 dBm Duty Cycle Correction Factor : +0.27 dB	Limit: ≤ 30.0 dBm Margin: -16.1 dB

[back to matrix](#)

This test report may be reproduced in full only. The document may only be updated by MiCOM Labs personnel. All changes will be noted in the Document History section of the report.

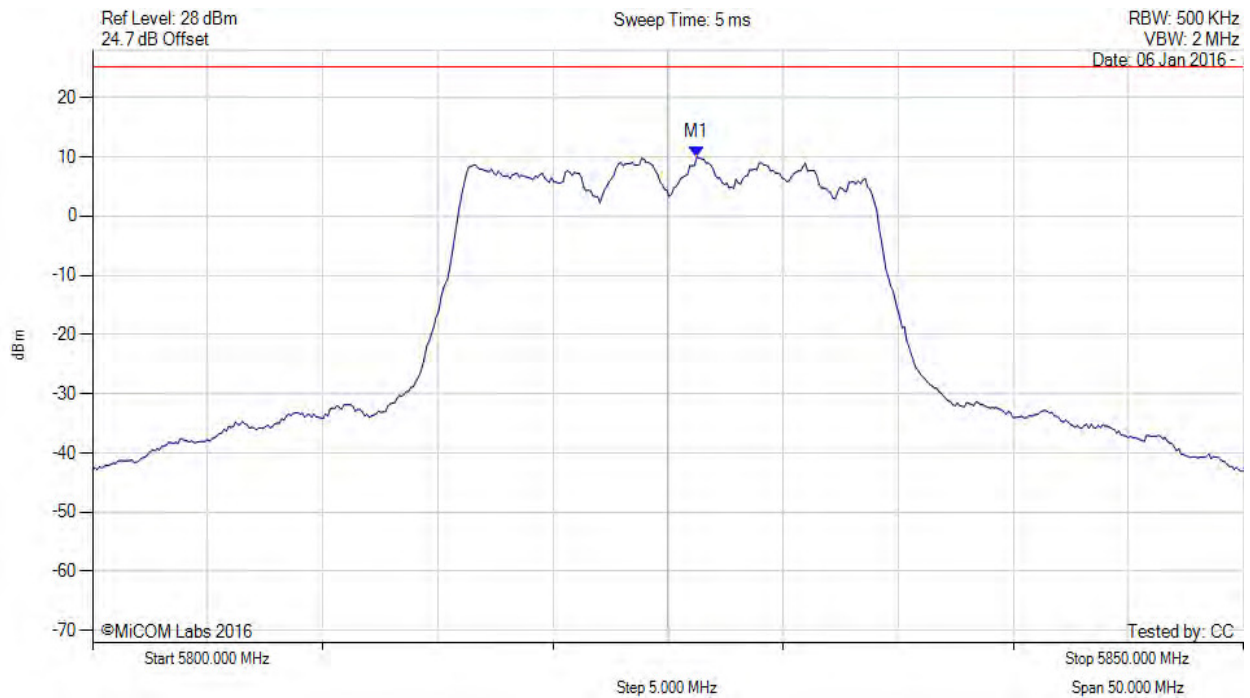


Title: Aruba Networks, Inc. APEX0100, APEX0101
To: FCC CFR 47 Part 15 Subpart E 15.407
Serial #: ARUB190-U5 Rev A
Issue Date: 18th April 2016
Page: 285 of 405

POWER SPECTRAL DENSITY



Variant: 802.11n HT-20, Channel: 5825.00 MHz, Chain a, Temp: Ambient, Voltage: 48 Vdc



Analyzer Setup	Marker: Frequency: Amplitude	Test Results
Detector = RMS Sweep Count = 100 RF Atten (dB) = 20 Trace Mode = VIEW	M1 : 5826.253 MHz : 9.950 dBm	Limit: ≤ 25.230 dBm

[back to matrix](#)

This test report may be reproduced in full only. The document may only be updated by MiCOM Labs personnel. All changes will be noted in the Document History section of the report.

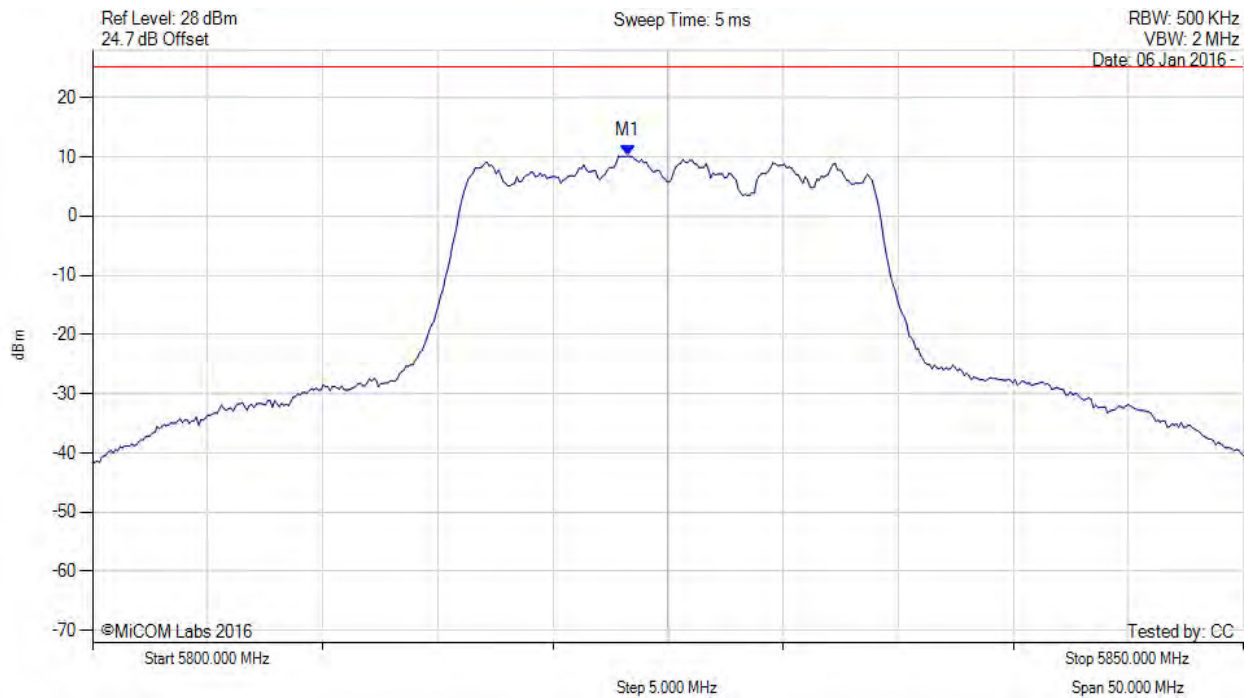


Title: Aruba Networks, Inc. APEX0100, APEX0101
To: FCC CFR 47 Part 15 Subpart E 15.407
Serial #: ARUB190-U5 Rev A
Issue Date: 18th April 2016
Page: 286 of 405

POWER SPECTRAL DENSITY



Variant: 802.11n HT-20, Channel: 5825.00 MHz, Chain b, Temp: Ambient, Voltage: 48 Vdc



Analyzer Setup	Marker: Frequency: Amplitude	Test Results
Detector = RMS Sweep Count = 100 RF Atten (dB) = 20 Trace Mode = VIEW	M1 : 5823.246 MHz : 10.142 dBm	Limit: ≤ 25.230 dBm

[back to matrix](#)

This test report may be reproduced in full only. The document may only be updated by MiCOM Labs personnel. All changes will be noted in the Document History section of the report.

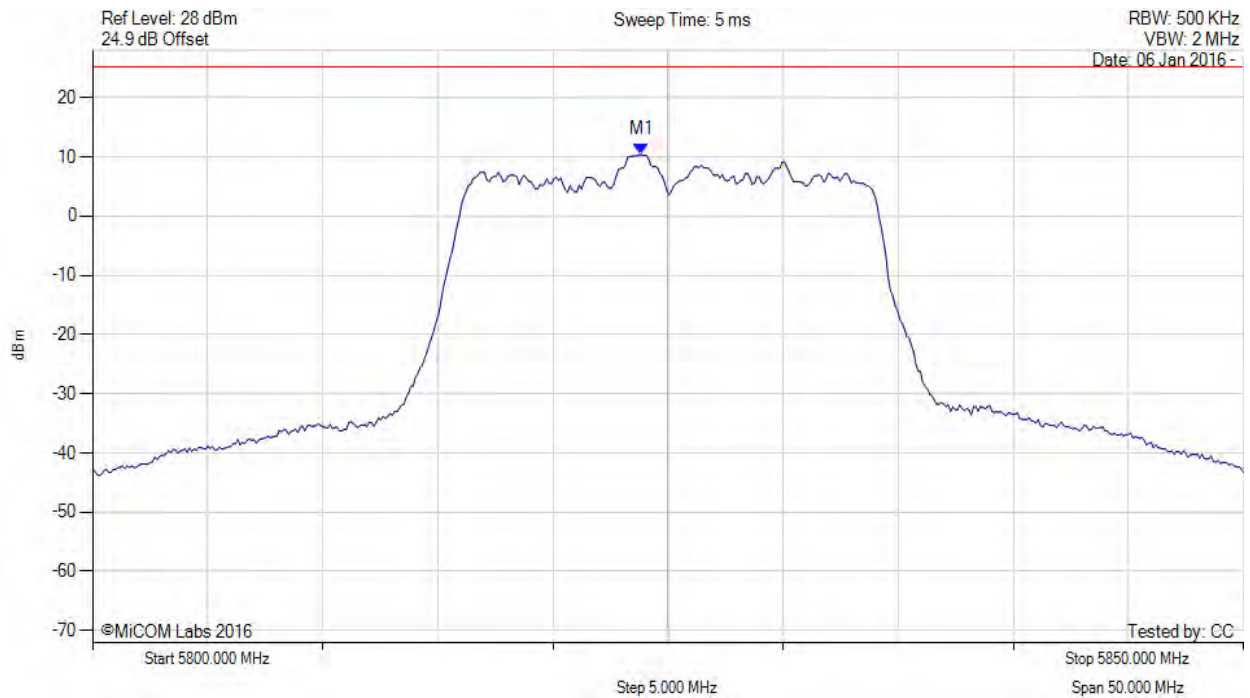


Title: Aruba Networks, Inc. APEX0100, APEX0101
To: FCC CFR 47 Part 15 Subpart E 15.407
Serial #: ARUB190-U5 Rev A
Issue Date: 18th April 2016
Page: 287 of 405

POWER SPECTRAL DENSITY



Variant: 802.11n HT-20, Channel: 5825.00 MHz, Chain c, Temp: Ambient, Voltage: 48 Vdc



Analyzer Setup	Marker: Frequency: Amplitude	Test Results
Detector = RMS Sweep Count = 100 RF Atten (dB) = 20 Trace Mode = VIEW	M1 : 5823.848 MHz : 10.399 dBm	Limit: ≤ 25.230 dBm

[back to matrix](#)

This test report may be reproduced in full only. The document may only be updated by MiCOM Labs personnel. All changes will be noted in the Document History section of the report.

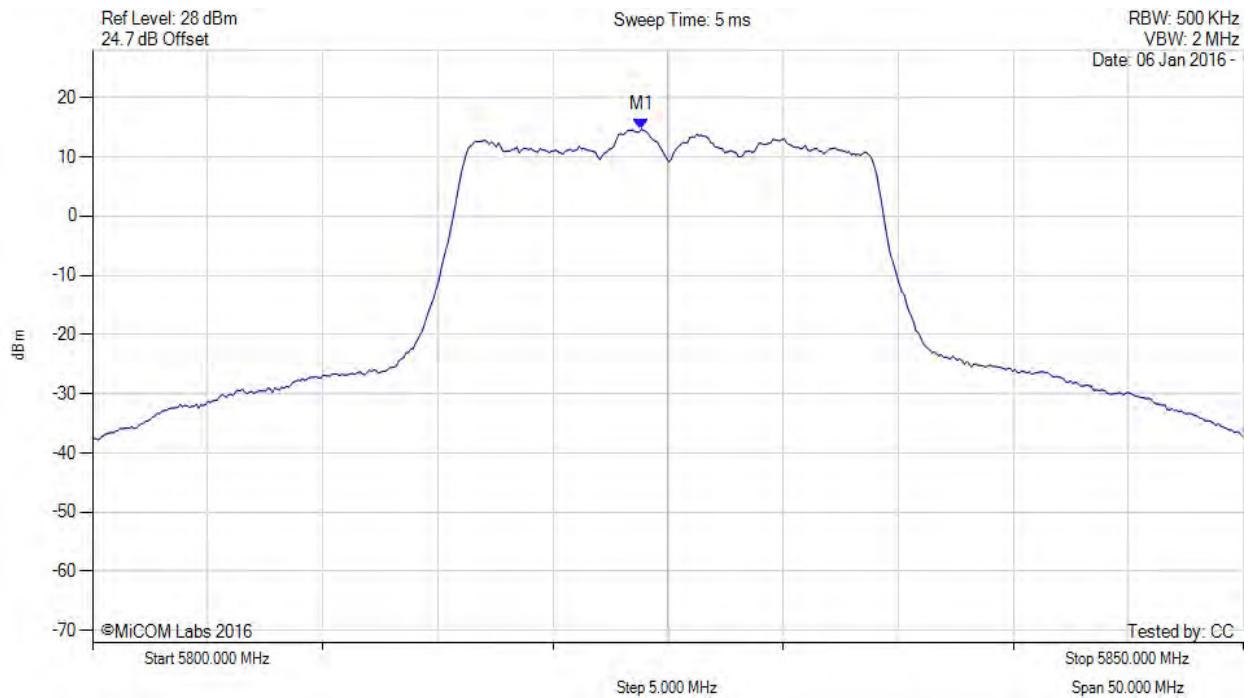


Title: Aruba Networks, Inc. APEX0100, APEX0101
To: FCC CFR 47 Part 15 Subpart E 15.407
Serial #: ARUB190-U5 Rev A
Issue Date: 18th April 2016
Page: 288 of 405

POWER SPECTRAL DENSITY



Variant: 802.11n HT-20, Channel: 5825.00 MHz, SUM, Temp: Ambient, Voltage: 48 Vdc



Analyzer Setup	Marker:Frequency:Amplitude	Test Results
Detector = RMS Sweep Count = 100 RF Atten (dB) = 20 Trace Mode = VIEW	M1 : 5823.800 MHz : 14.674 dBm M1 + DCCF : 5823.800 MHz : 14.943 dBm Duty Cycle Correction Factor : +0.27 dB	Limit: ≤ 30.0 dBm Margin: -15.0 dB

[back to matrix](#)

This test report may be reproduced in full only. The document may only be updated by MiCOM Labs personnel. All changes will be noted in the Document History section of the report.

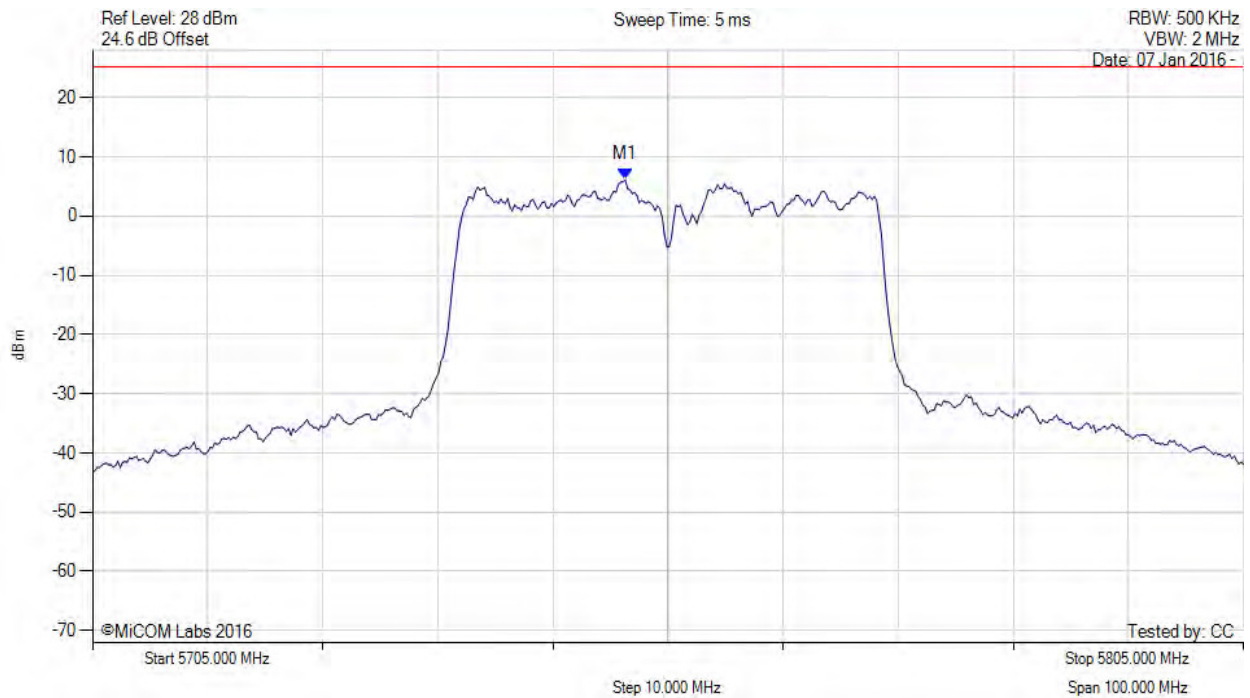


Title: Aruba Networks, Inc. APEX0100, APEX0101
To: FCC CFR 47 Part 15 Subpart E 15.407
Serial #: ARUB190-U5 Rev A
Issue Date: 18th April 2016
Page: 289 of 405

POWER SPECTRAL DENSITY



Variant: 802.11n HT-40, Channel: 5755.00 MHz, Chain a, Temp: Ambient, Voltage: 48 Vdc



Analyzer Setup	Marker:Frequency:Amplitude	Test Results
Detector = RMS Sweep Count = 100 RF Atten (dB) = 20 Trace Mode = VIEW	M1 : 5751.293 MHz : 6.142 dBm	Limit: ≤ 25.230 dBm

[back to matrix](#)

This test report may be reproduced in full only. The document may only be updated by MiCOM Labs personnel. All changes will be noted in the Document History section of the report.

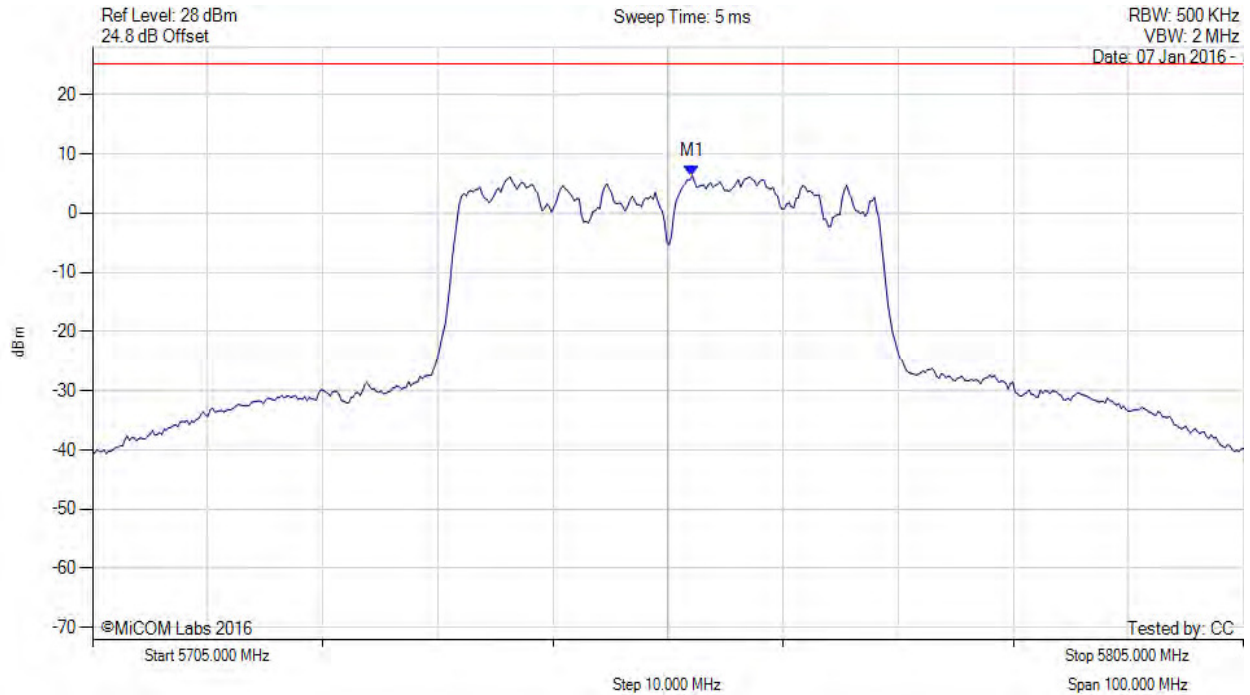


Title: Aruba Networks, Inc. APEX0100, APEX0101
To: FCC CFR 47 Part 15 Subpart E 15.407
Serial #: ARUB190-U5 Rev A
Issue Date: 18th April 2016
Page: 290 of 405

POWER SPECTRAL DENSITY



Variant: 802.11n HT-40, Channel: 5755.00 MHz, Chain b, Temp: Ambient, Voltage: 48 Vdc



Analyzer Setup	Marker:Frequency:Amplitude	Test Results
Detector = RMS Sweep Count = 100 RF Atten (dB) = 20 Trace Mode = VIEW	M1 : 5757.104 MHz : 6.336 dBm	Limit: ≤ 25.230 dBm

[back to matrix](#)

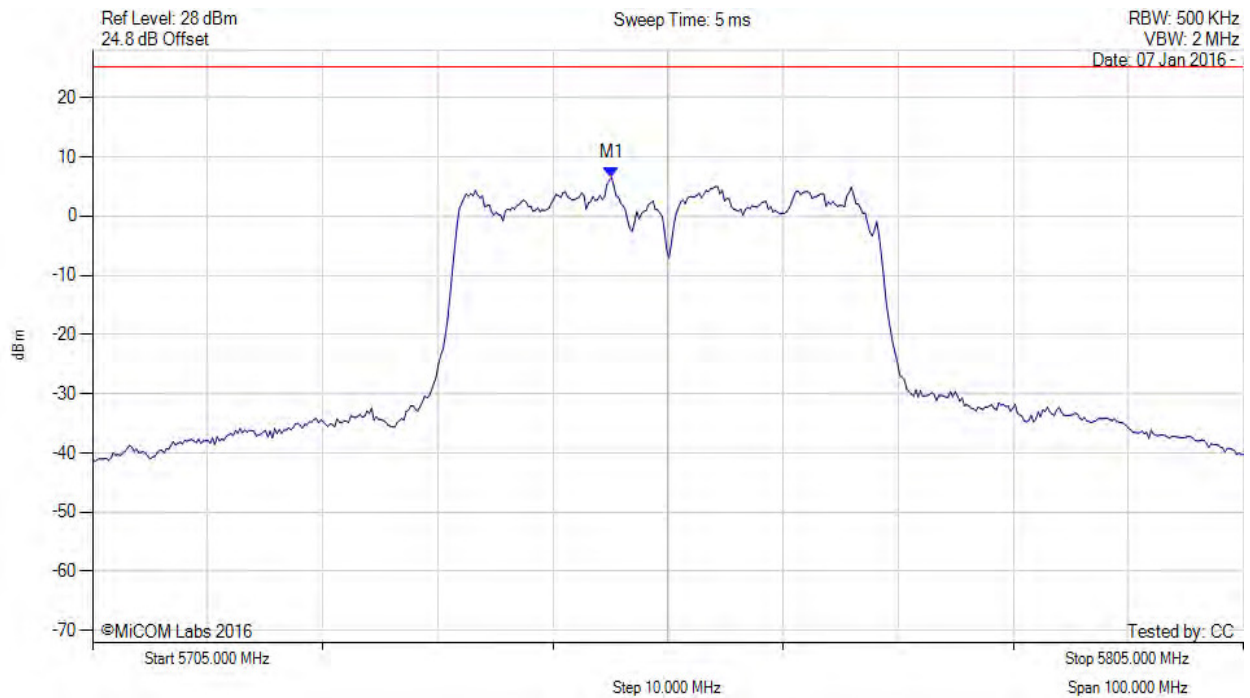
This test report may be reproduced in full only. The document may only be updated by MiCOM Labs personnel. All changes will be noted in the Document History section of the report.



POWER SPECTRAL DENSITY



Variant: 802.11n HT-40, Channel: 5755.00 MHz, Chain c, Temp: Ambient, Voltage: 48 Vdc



Analyzer Setup	Marker:Frequency:Amplitude	Test Results
Detector = RMS Sweep Count = 100 RF Atten (dB) = 20 Trace Mode = VIEW	M1 : 5750.090 MHz : 6.548 dBm	Limit: ≤ 25.230 dBm

[back to matrix](#)

This test report may be reproduced in full only. The document may only be updated by MiCOM Labs personnel. All changes will be noted in the Document History section of the report.

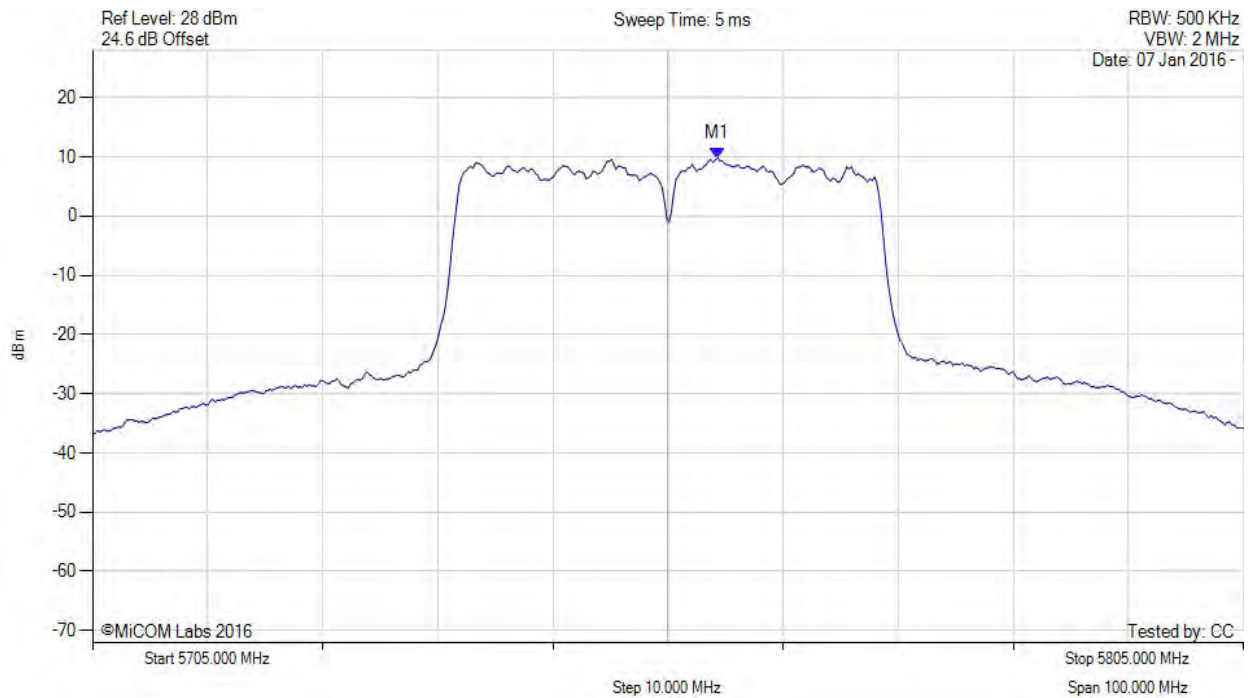


Title: Aruba Networks, Inc. APEX0100, APEX0101
To: FCC CFR 47 Part 15 Subpart E 15.407
Serial #: ARUB190-U5 Rev A
Issue Date: 18th April 2016
Page: 292 of 405

POWER SPECTRAL DENSITY



Variant: 802.11n HT-40, Channel: 5755.00 MHz, SUM, Temp: Ambient, Voltage: 48 Vdc



Analyzer Setup	Marker:Frequency:Amplitude	Test Results
Detector = RMS Sweep Count = 100 RF Atten (dB) = 20 Trace Mode = VIEW	M1 : 5759.300 MHz : 9.818 dBm M1 + DCCF : 5759.300 MHz : 10.524 dBm Duty Cycle Correction Factor : +0.71 dB	Limit: ≤ 30.0 dBm Margin: -19.4 dB

[back to matrix](#)

This test report may be reproduced in full only. The document may only be updated by MiCOM Labs personnel. All changes will be noted in the Document History section of the report.

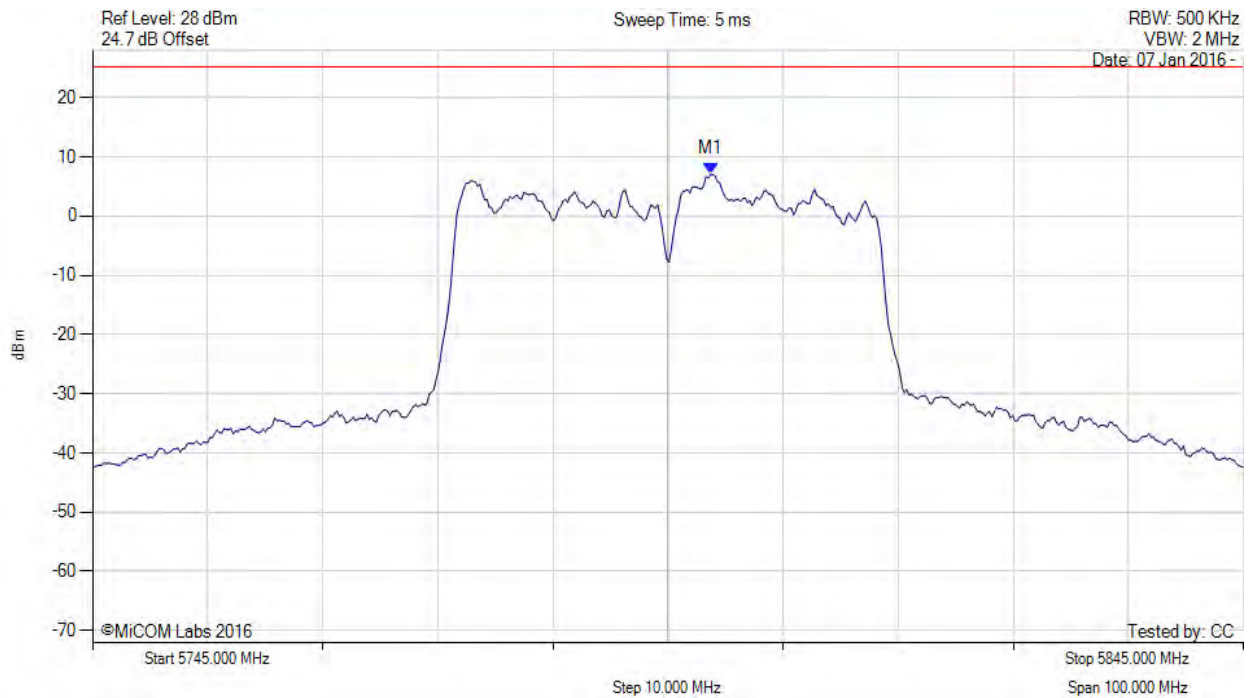


Title: Aruba Networks, Inc. APEX0100, APEX0101
To: FCC CFR 47 Part 15 Subpart E 15.407
Serial #: ARUB190-U5 Rev A
Issue Date: 18th April 2016
Page: 293 of 405

POWER SPECTRAL DENSITY



Variant: 802.11n HT-40, Channel: 5795.00 MHz, Chain a, Temp: Ambient, Voltage: 48 Vdc



Analyzer Setup	Marker:Frequency:Amplitude	Test Results
Detector = RMS Sweep Count = 100 RF Atten (dB) = 20 Trace Mode = VIEW	M1 : 5798.707 MHz : 7.075 dBm	Limit: ≤ 25.230 dBm

[back to matrix](#)

This test report may be reproduced in full only. The document may only be updated by MiCOM Labs personnel. All changes will be noted in the Document History section of the report.

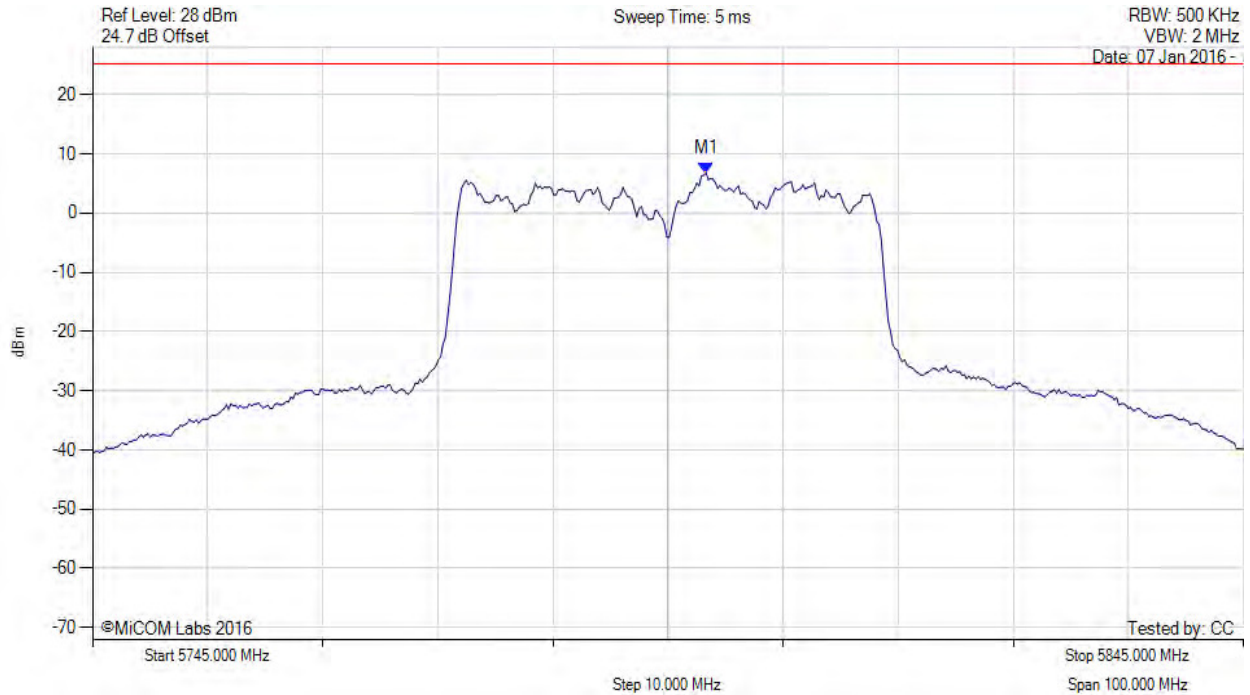


Title: Aruba Networks, Inc. APEX0100, APEX0101
To: FCC CFR 47 Part 15 Subpart E 15.407
Serial #: ARUB190-U5 Rev A
Issue Date: 18th April 2016
Page: 294 of 405

POWER SPECTRAL DENSITY



Variant: 802.11n HT-40, Channel: 5795.00 MHz, Chain b, Temp: Ambient, Voltage: 48 Vdc



Analyzer Setup	Marker:Frequency:Amplitude	Test Results
Detector = RMS Sweep Count = 100 RF Atten (dB) = 20 Trace Mode = VIEW	M1 : 5798.307 MHz : 6.802 dBm	Limit: ≤ 25.230 dBm

[back to matrix](#)

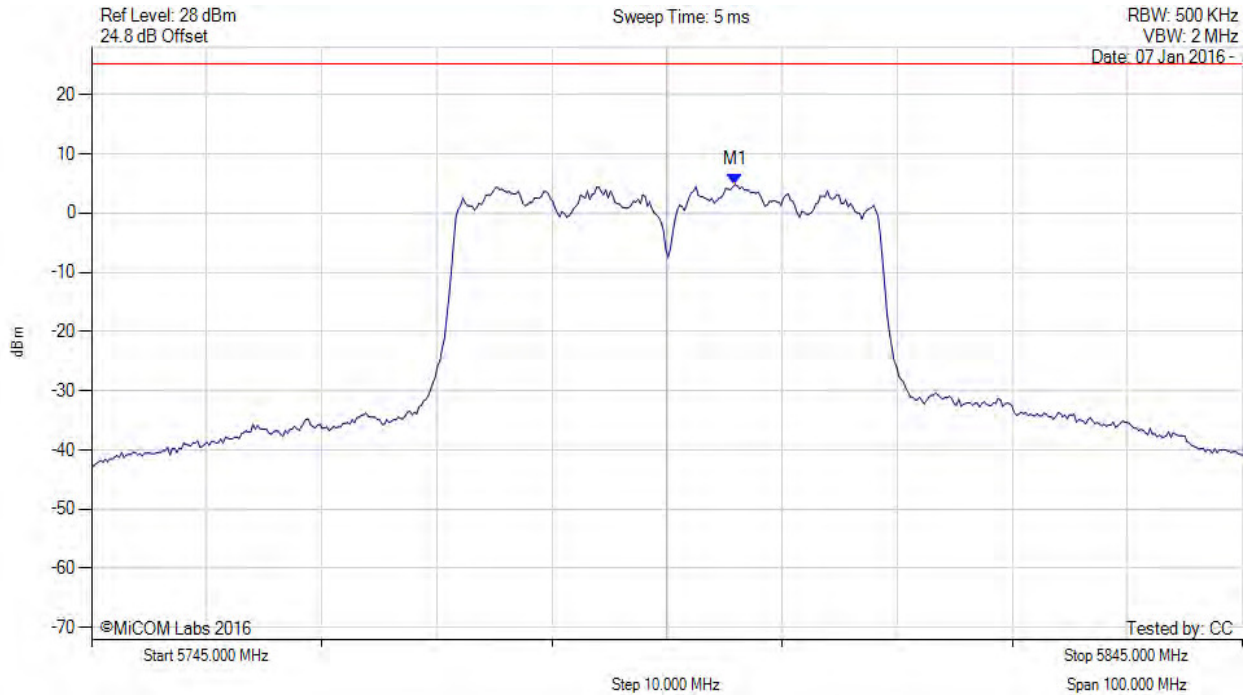
This test report may be reproduced in full only. The document may only be updated by MiCOM Labs personnel. All changes will be noted in the Document History section of the report.



POWER SPECTRAL DENSITY



Variant: 802.11n HT-40, Channel: 5795.00 MHz, Chain c, Temp: Ambient, Voltage: 48 Vdc



Analyzer Setup	Marker:Frequency:Amplitude	Test Results
Detector = RMS Sweep Count = 100 RF Atten (dB) = 20 Trace Mode = VIEW	M1 : 5800.912 MHz : 4.814 dBm	Limit: ≤ 25.230 dBm

[back to matrix](#)

This test report may be reproduced in full only. The document may only be updated by MiCOM Labs personnel. All changes will be noted in the Document History section of the report.

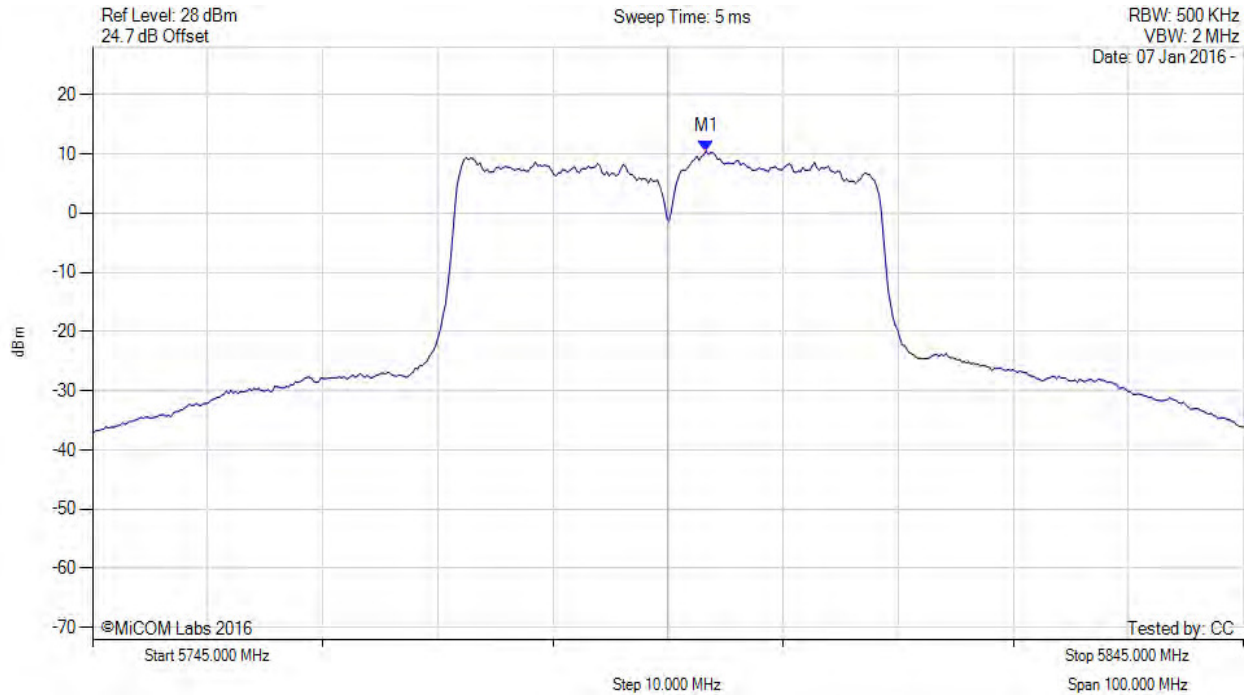


Title: Aruba Networks, Inc. APEX0100, APEX0101
To: FCC CFR 47 Part 15 Subpart E 15.407
Serial #: ARUB190-U5 Rev A
Issue Date: 18th April 2016
Page: 296 of 405

POWER SPECTRAL DENSITY



Variant: 802.11n HT-40, Channel: 5795.00 MHz, SUM, Temp: Ambient, Voltage: 48 Vdc



Analyzer Setup	Marker:Frequency:Amplitude	Test Results
Detector = RMS Sweep Count = 100 RF Atten (dB) = 20 Trace Mode = VIEW	M1 : 5798.300 MHz : 10.496 dBm M1 + DCCF : 5798.300 MHz : 11.202 dBm Duty Cycle Correction Factor : +0.71 dB	Limit: ≤ 30.0 dBm Margin: -18.8 dB

[back to matrix](#)

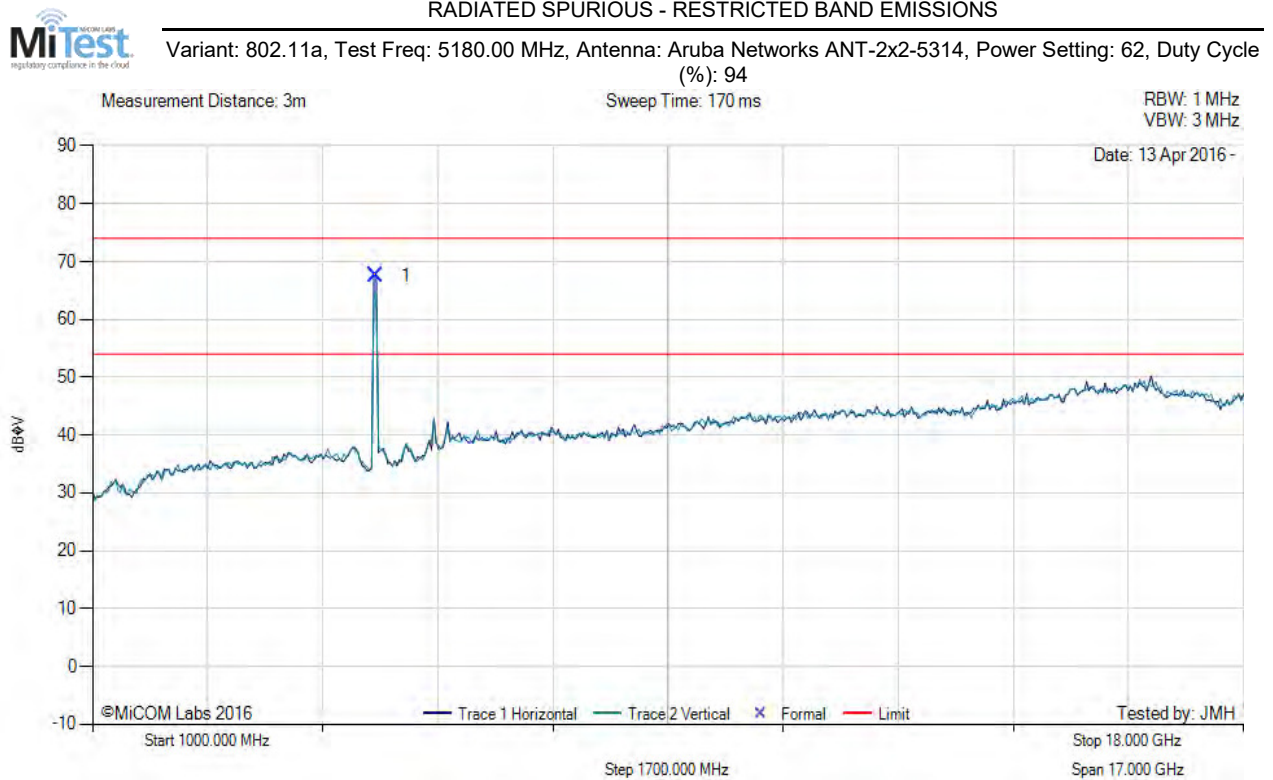
This test report may be reproduced in full only. The document may only be updated by MiCOM Labs personnel. All changes will be noted in the Document History section of the report.



A.3. Radiated

A.3.1. Restricted Band Emissions

A.3.1.1. Aruba Networks ANT-2x2-5314



Num	Frequency MHz	Raw dBµV	Cable Loss	AF dB	Level dBµV/m	Measurement Type	PoI	Hgt cm	Azt Deg	Limit dBµV/m	Margin dB	Pass /Fail
1	5178.75	75.36	3.69	-11.51	67.54	Fundamental	Horizontal	101	1	--	--	

Test Notes: EUT on 150cm table powered by AC. ENET connected to laptop outside chamber. Using 5G notch to protect RCVR from fund. +1 dB for external cables. Max Cond Pwr - Ant Gain over 6 dBi

[back to matrix](#)

This test report may be reproduced in full only. The document may only be updated by MiCOM Labs personnel. All changes will be noted in the Document History section of the report.

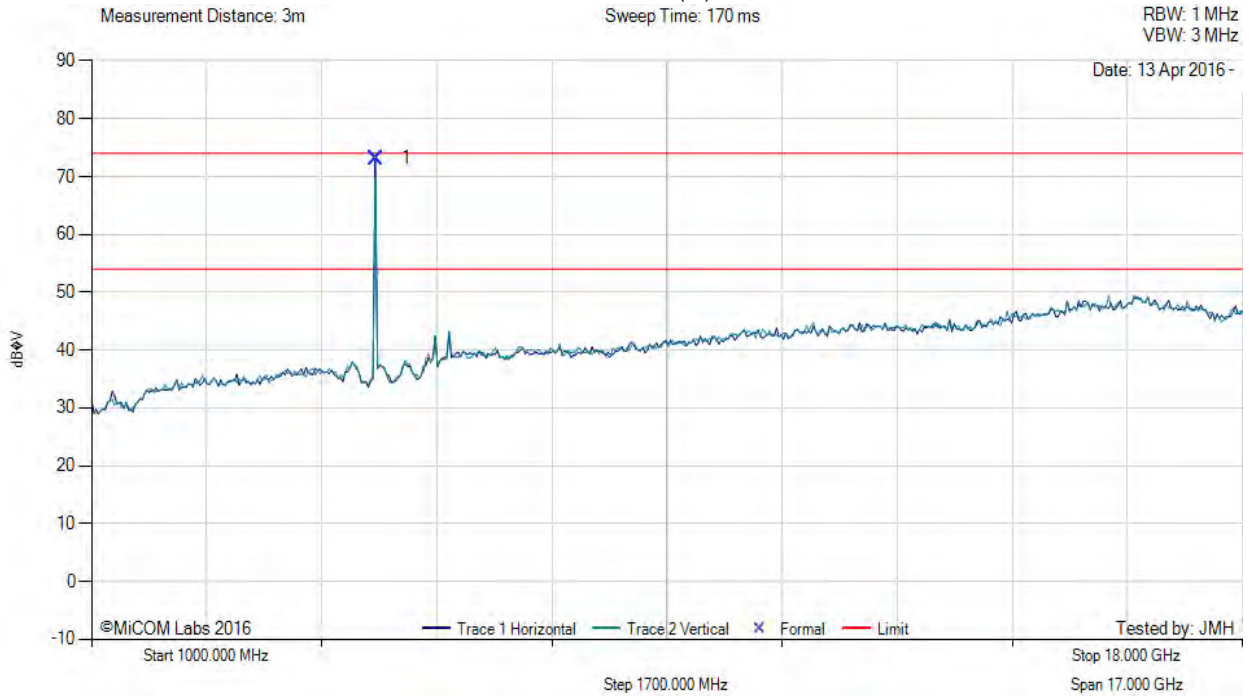


Title: Aruba Networks, Inc. APEX0100, APEX0101
To: FCC CFR 47 Part 15 Subpart E 15.407
Serial #: ARUB190-U5 Rev A
Issue Date: 18th April 2016
Page: 298 of 405

RADIATED SPURIOUS - RESTRICTED BAND EMISSIONS



Variant: 802.11a, Test Freq: 5200.00 MHz, Antenna: Aruba Networks ANT-2x2-5314, Power Setting: 62, Duty Cycle (%): 94



Num	Frequency MHz	Raw dBµV	Cable Loss	AF dB	Level dBµV/m	Measurement Type	Pol	Hgt cm	Azt Deg	Limit dBµV/m	Margin dB	Pass /Fail
1	5201.08	80.95	3.66	-11.46	73.15	Fundamental	Horizontal	101	1	--	--	

Test Notes: EUT on 150cm table powered by AC. ENET connected to laptop outside chamber. Using 5G notch to protect RCVR from fund. +1 dB for external cables. Max Cond Pwr - Ant Gain over 6 dBi

[back to matrix](#)

This test report may be reproduced in full only. The document may only be updated by MiCOM Labs personnel. All changes will be noted in the Document History section of the report.

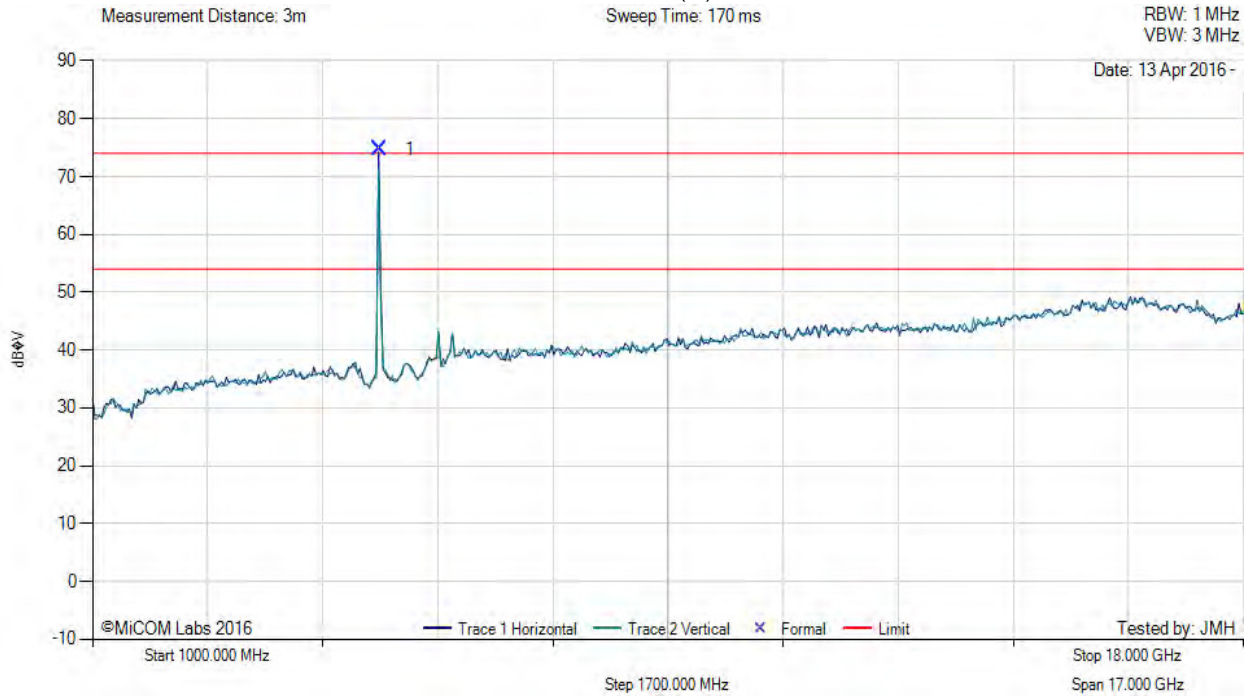


Title: Aruba Networks, Inc. APEX0100, APEX0101
To: FCC CFR 47 Part 15 Subpart E 15.407
Serial #: ARUB190-U5 Rev A
Issue Date: 18th April 2016
Page: 299 of 405

RADIATED SPURIOUS - RESTRICTED BAND EMISSIONS



Variant: 802.11a, Test Freq: 5240.00 MHz, Antenna: Aruba Networks ANT-2x2-5314, Power Setting: 59, Duty Cycle (%): 94



Num	Frequency MHz	Raw dBµV	Cable Loss	AF dB	Level dBµV/m	Measurement Type	Pol	Hgt cm	Azt Deg	Limit dBµV/m	Margin dB	Pass /Fail
1	5235.87	82.53	3.63	-11.37	74.79	Fundamental	Horizontal	101	1	--	--	

Test Notes: EUT on 150cm table powered by AC. ENET connected to laptop outside chamber. Using 5G notch to protect RCVR from fund. +1 dB for external cables. Max Cond Pwr - Ant Gain over 6 dBi

[back to matrix](#)

This test report may be reproduced in full only. The document may only be updated by MiCOM Labs personnel. All changes will be noted in the Document History section of the report.

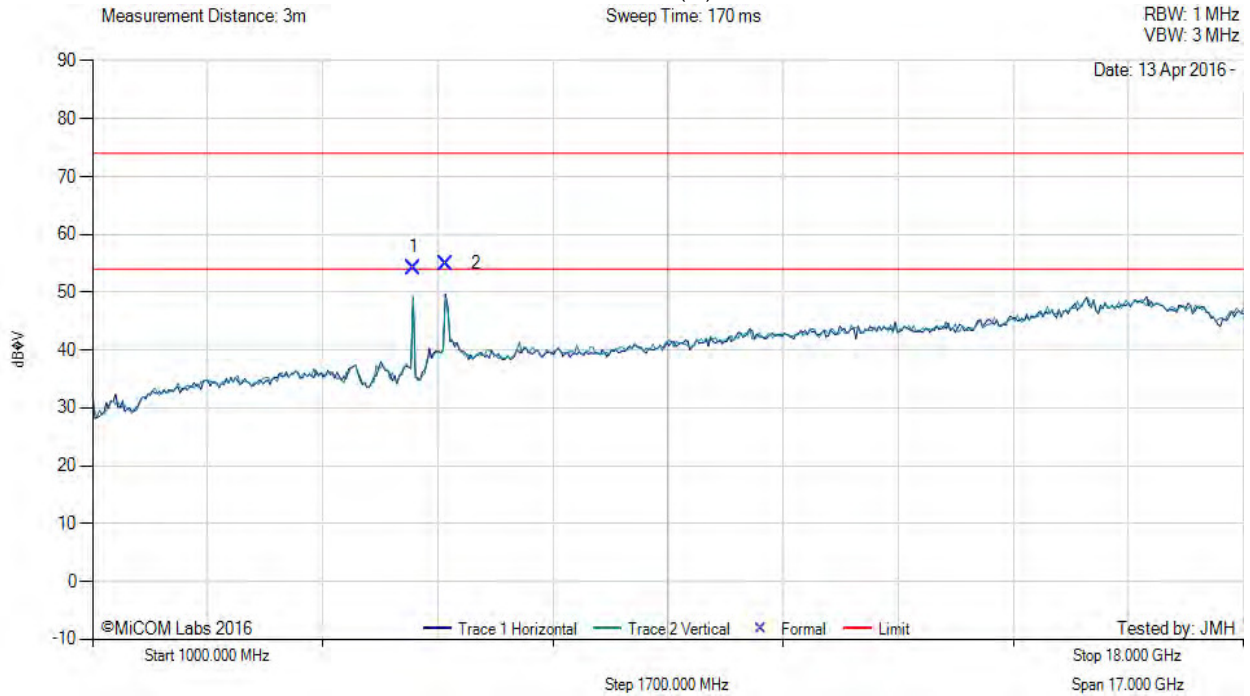


Title: Aruba Networks, Inc. APEX0100, APEX0101
To: FCC CFR 47 Part 15 Subpart E 15.407
Serial #: ARUB190-U5 Rev A
Issue Date: 18th April 2016
Page: 300 of 405

RADIATED SPURIOUS - RESTRICTED BAND EMISSIONS



Variant: 802.11a, Test Freq: 5745.00 MHz, Antenna: Aruba Networks ANT-2x2-5314, Power Setting: 63, Duty Cycle (%): 94



Num	Frequency MHz	Raw dBµV	Cable Loss	AF dB	Level dBµV/m	Measurement Type	Pol	Hgt cm	Azt Deg	Limit dBµV/m	Margin dB	Pass /Fail
1	5737.51	61.13	3.82	-10.67	54.28	Fundamental	Vertical	101	1	--	--	
2	6223.92	59.78	3.92	-8.75	54.95	Peak (NRB)	Horizontal	101	1	--	--	Pass

Test Notes: EUT on 150cm table powered by AC. ENET connected to laptop outside chamber. Using 5G notch to protect RCVR from fund. +1 dB for external cables. Max Cond Pwr - Ant Gain over 6 dBi

[back to matrix](#)

This test report may be reproduced in full only. The document may only be updated by MiCOM Labs personnel. All changes will be noted in the Document History section of the report.

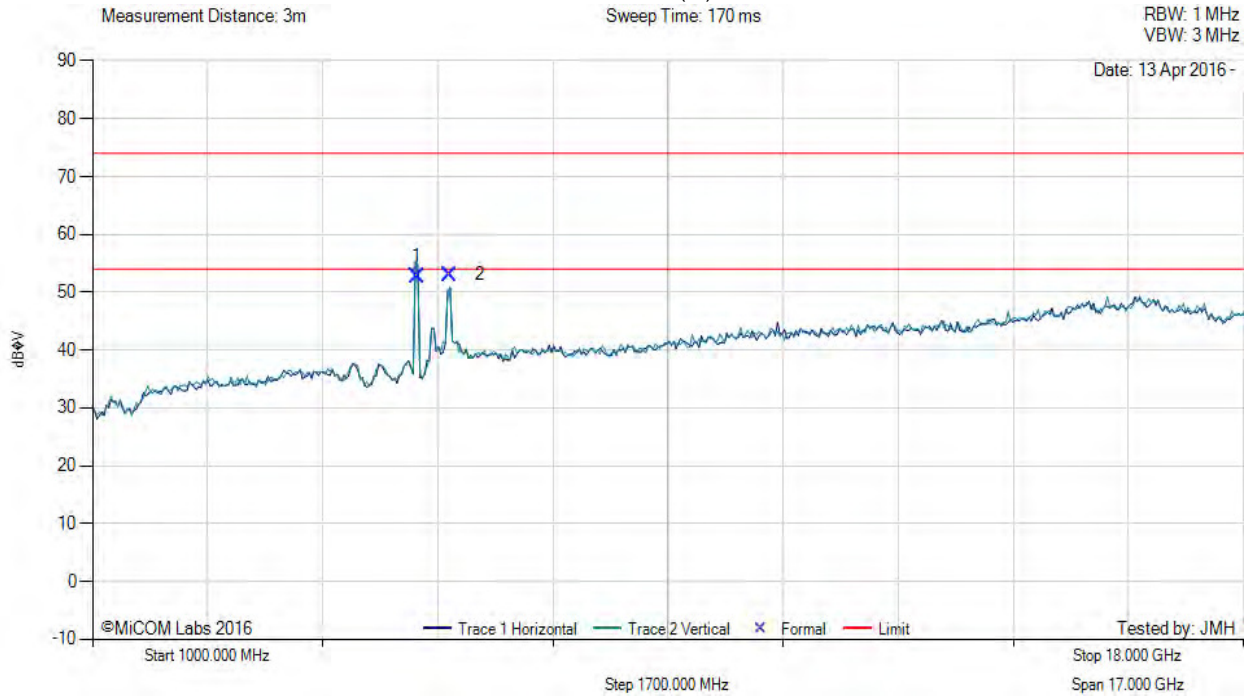


Title: Aruba Networks, Inc. APEX0100, APEX0101
To: FCC CFR 47 Part 15 Subpart E 15.407
Serial #: ARUB190-U5 Rev A
Issue Date: 18th April 2016
Page: 301 of 405

RADIATED SPURIOUS - RESTRICTED BAND EMISSIONS



Variant: 802.11a, Test Freq: 5785.00 MHz, Antenna: Aruba Networks ANT-2x2-5314, Power Setting: 63, Duty Cycle (%): 94



Num	Frequency MHz	Raw dBµV	Cable Loss	AF dB	Level dBµV/m	Measurement Type	Pol	Hgt cm	Azt Deg	Limit dBµV/m	Margin dB	Pass /Fail
1	5792.47	59.34	3.78	-10.40	52.72	Fundamental	Horizontal	101	1	--	--	
2	6272.10	57.58	3.92	-8.50	53.00	Peak (NRB)	Horizontal	101	1	--	--	Pass

Test Notes: EUT on 150cm table powered by AC. ENET connected to laptop outside chamber. Using 5G notch to protect RCVR from fund. +1 dB for external cables. Max Cond Pwr - Ant Gain over 6 dBi

[back to matrix](#)

This test report may be reproduced in full only. The document may only be updated by MiCOM Labs personnel. All changes will be noted in the Document History section of the report.

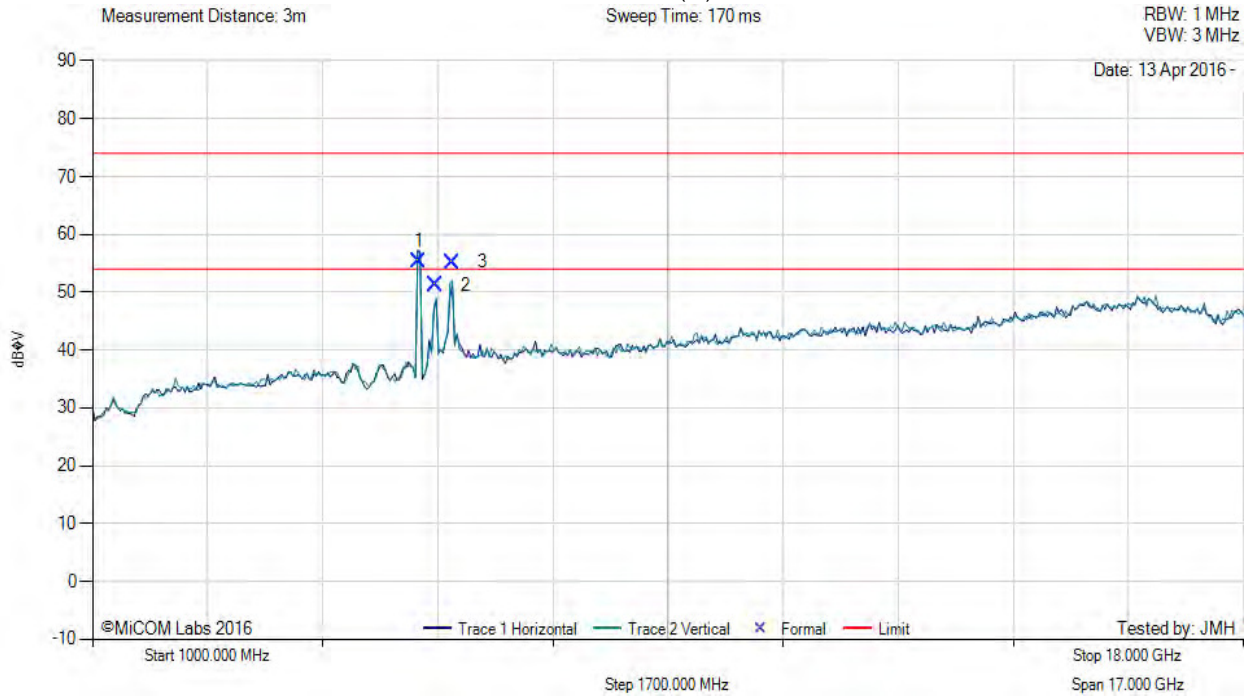


Title: Aruba Networks, Inc. APEX0100, APEX0101
To: FCC CFR 47 Part 15 Subpart E 15.407
Serial #: ARUB190-U5 Rev A
Issue Date: 18th April 2016
Page: 302 of 405

RADIATED SPURIOUS - RESTRICTED BAND EMISSIONS



Variant: 802.11a, Test Freq: 5825.00 MHz, Antenna: Aruba Networks ANT-2x2-5314, Power Setting: 63, Duty Cycle (%): 94



Num	Frequency MHz	Raw dBµV	Cable Loss	AF dB	Level dBµV/m	Measurement Type	Pol	Hgt cm	Azt Deg	Limit dBµV/m	Margin dB	Pass /Fail
1	5823.65	61.80	3.83	-10.25	55.38	Fundamental	Horizontal	101	1	--	--	
2	6066.25	57.01	3.88	-9.61	51.28	Peak (NRB)	Horizontal	101	1	--	--	Pass
3	6307.14	59.69	3.93	-8.39	55.23	Peak (NRB)	Vertical	101	1	--	--	Pass

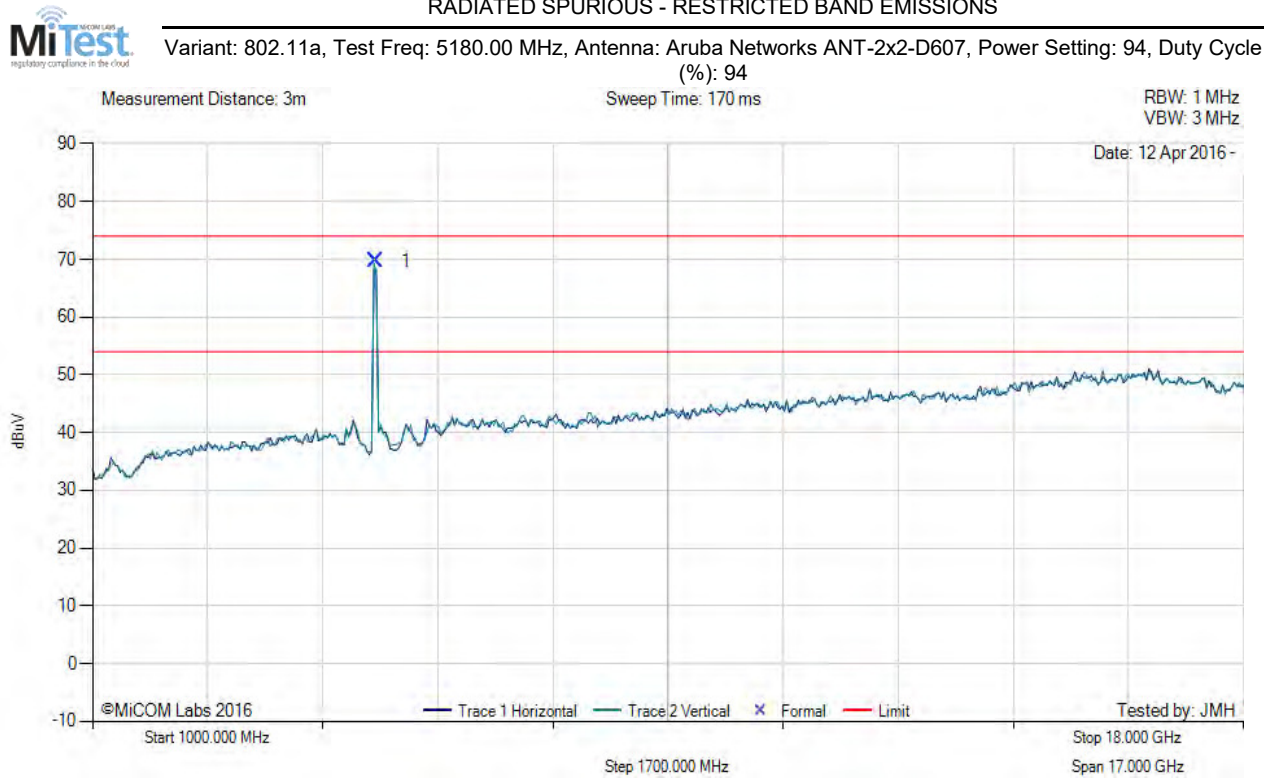
Test Notes: EUT on 150cm table powered by AC. ENET connected to laptop outside chamber. Using 5G notch to protect RCVR from fund. +1 dB for external cables. Max Cond Pwr - Ant Gain over 6 dBi

[back to matrix](#)

This test report may be reproduced in full only. The document may only be updated by MiCOM Labs personnel. All changes will be noted in the Document History section of the report.



A.3.1.2. Aruba Networks ANT-2x2-D607



Num	Frequency MHz	Raw dBµV	Cable Loss	AF dB	Level dBµV/m	Measurement Type	Pol	Hgt cm	Azt Deg	Limit dBµV/m	Margin dB	Pass /Fail
1	5178.11	77.58	3.69	-11.51	69.76	Fundamental	Vertical	101	1	--	--	

Test Notes: EUT on 150cm table powered by AC. ENET connected to laptop outside chamber. using 5G notch to protect RCVR from fund.

[back to matrix](#)

This test report may be reproduced in full only. The document may only be updated by MiCOM Labs personnel. All changes will be noted in the Document History section of the report.

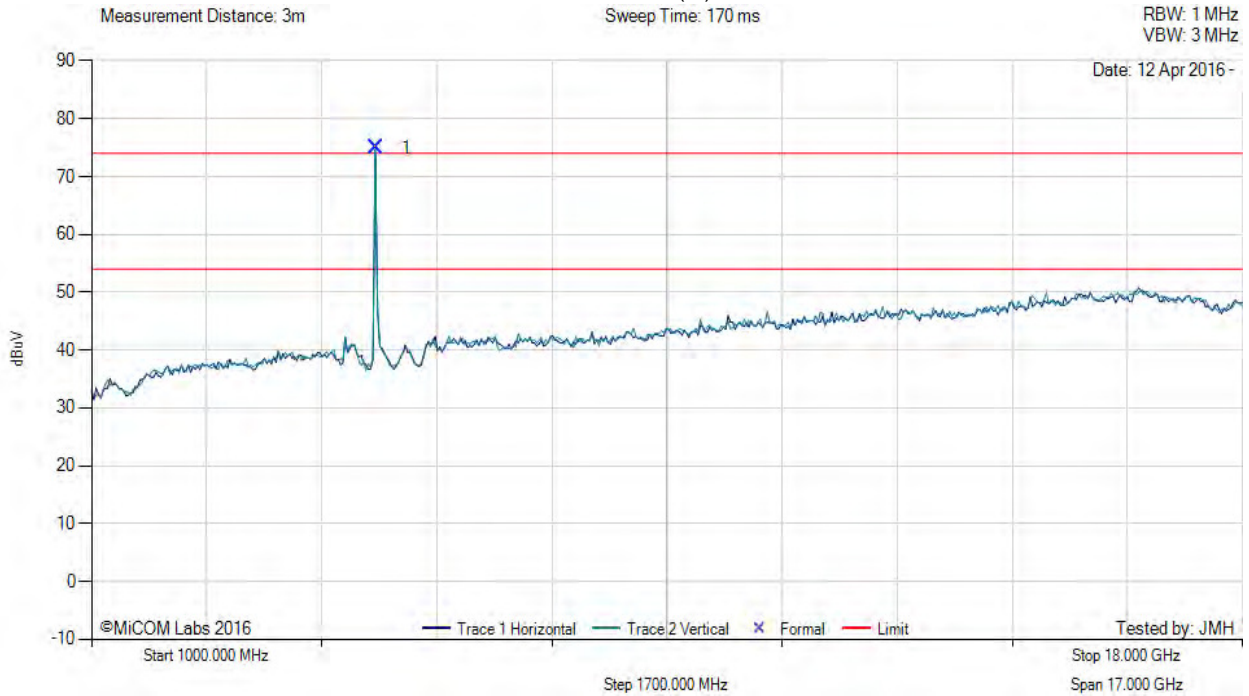


Title: Aruba Networks, Inc. APEX0100, APEX0101
To: FCC CFR 47 Part 15 Subpart E 15.407
Serial #: ARUB190-U5 Rev A
Issue Date: 18th April 2016
Page: 304 of 405

RADIATED SPURIOUS - RESTRICTED BAND EMISSIONS



Variant: 802.11a, Test Freq: 5200.00 MHz, Antenna: Aruba Networks ANT-2x2-D607, Power Setting: 94, Duty Cycle (%): 94



Num	Frequency MHz	Raw dBµV	Cable Loss	AF dB	Level dBµV/m	Measurement Type	Pol	Hgt cm	Azt Deg	Limit dBµV/m	Margin dB	Pass /Fail
1	5198.44	82.71	3.66	-11.47	74.90	Fundamental	Vertical	101	1	--	--	

Test Notes: EUT on 150cm table powered by AC. ENET connected to laptop outside chamber. using 5G notch to protect RCVR from fund.

[back to matrix](#)

This test report may be reproduced in full only. The document may only be updated by MiCOM Labs personnel. All changes will be noted in the Document History section of the report.

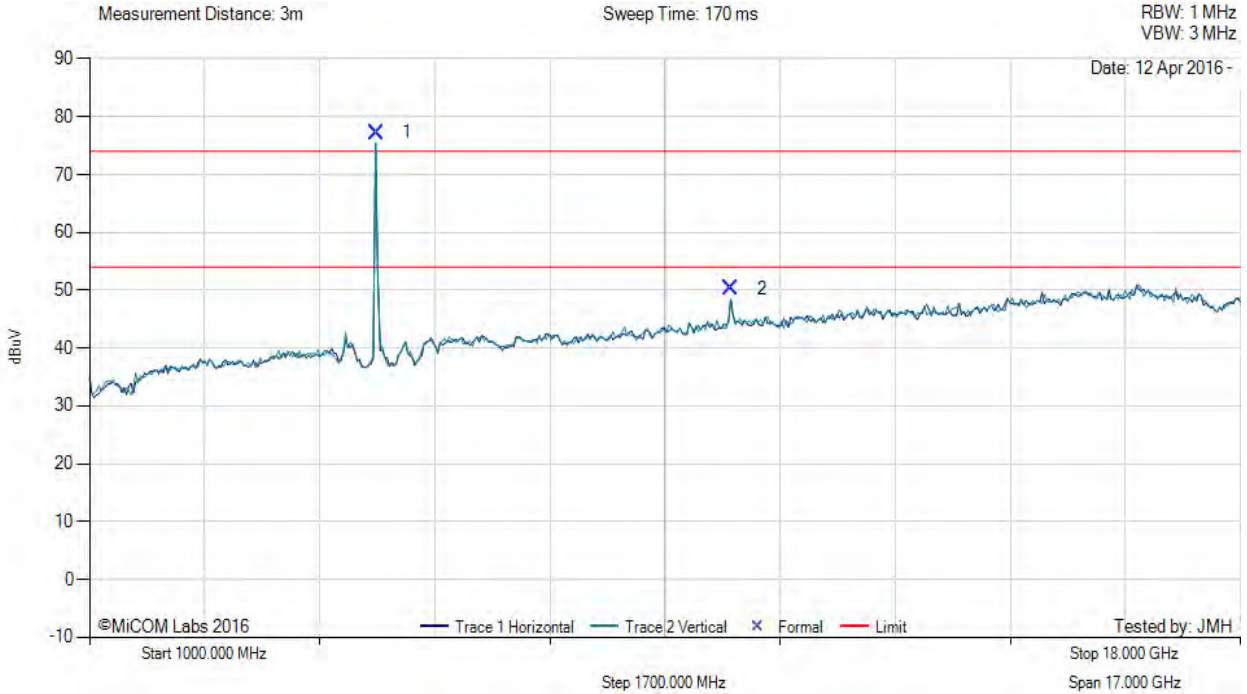


Title: Aruba Networks, Inc. APEX0100, APEX0101
To: FCC CFR 47 Part 15 Subpart E 15.407
Serial #: ARUB190-U5 Rev A
Issue Date: 18th April 2016
Page: 305 of 405

RADIATED SPURIOUS - RESTRICTED BAND EMISSIONS



Variant: 802.11a, Test Freq: 5240.00 MHz, Antenna: Aruba Networks ANT-2x2-D607, Power Setting: 91, Duty Cycle (%): 94



Num	Frequency MHz	Raw dB μ V	Cable Loss	AF dB	Level dB μ V/m	Measurement Type	Pol	Hgt cm	Azt Deg	Limit dB μ V/m	Margin dB	Pass /Fail
1	5238.28	84.99	3.63	-11.37	77.25	Fundamental	Vertical	101	1	--	--	
2	10479.45	49.37	5.43	-4.46	50.34	Peak (NRB)	Horizontal	151	0	--	--	Pass

Test Notes: EUT on 150cm table powered by AC. ENET connected to laptop outside chamber. using 5G notch to protect RCVR from fund.

[back to matrix](#)

This test report may be reproduced in full only. The document may only be updated by MiCOM Labs personnel. All changes will be noted in the Document History section of the report.

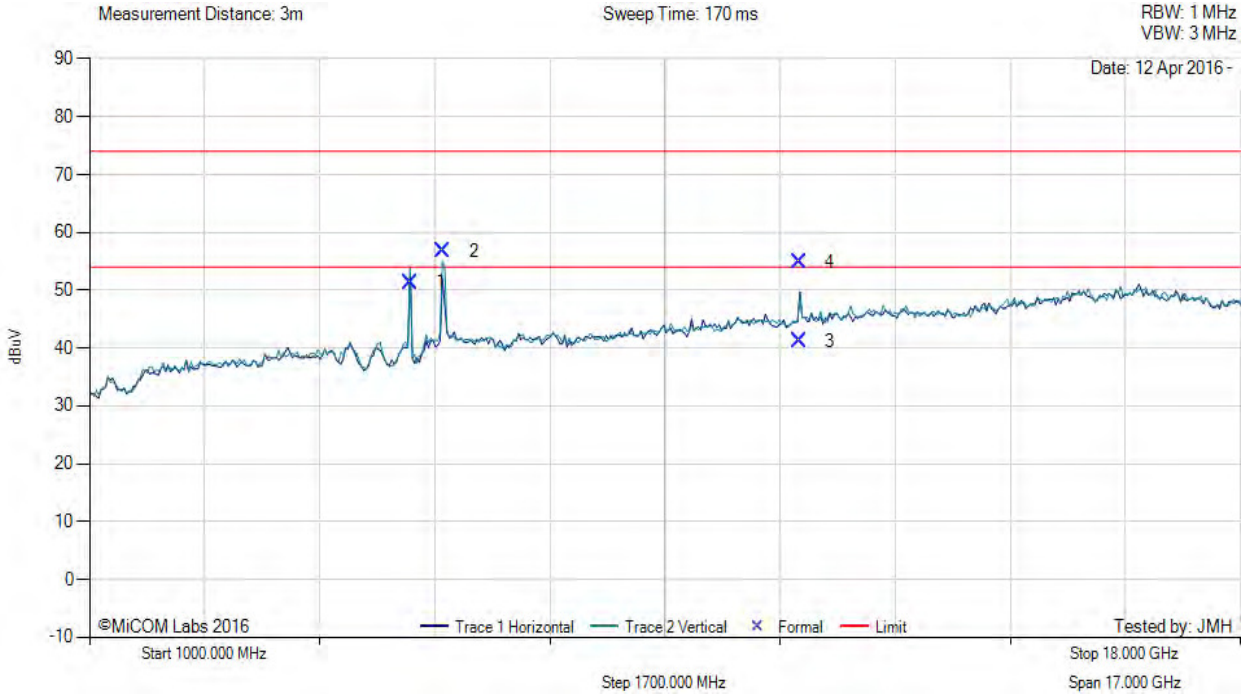


Title: Aruba Networks, Inc. APEX0100, APEX0101
To: FCC CFR 47 Part 15 Subpart E 15.407
Serial #: ARUB190-U5 Rev A
Issue Date: 18th April 2016
Page: 306 of 405

RADIATED SPURIOUS - RESTRICTED BAND EMISSIONS



Variant: 802.11a, Test Freq: 5745.00 MHz, Antenna: Aruba Networks ANT-2x2-D607, Power Setting: 95, Duty Cycle (%): 94



Num	Frequency MHz	Raw dB μ V	Cable Loss	AF dB	Level dB μ V/m	Measurement Type	Pol	Hgt cm	Azt Deg	Limit dB μ V/m	Margin dB	Pass /Fail
1	5740.48	58.19	3.83	-10.67	51.35	Fundamental	Vertical	101	1	--	--	
2	6226.09	61.50	3.92	-8.74	56.68	Peak (NRB)	Horizontal	151	1	--	--	Pass
3	11491.59	40.63	5.44	-4.84	41.23	Max Avg	Horizontal	153	23	54.0	-12.8	Pass
4	11491.59	54.23	5.44	-4.84	54.83	Max Peak	Horizontal	153	23	74.0	-19.2	Pass

Test Notes: EUT on 150cm table powered by AC. ENET connected to laptop outside chamber. using 5G notch to protect RCVR from fund.

[back to matrix](#)

This test report may be reproduced in full only. The document may only be updated by MiCOM Labs personnel. All changes will be noted in the Document History section of the report.

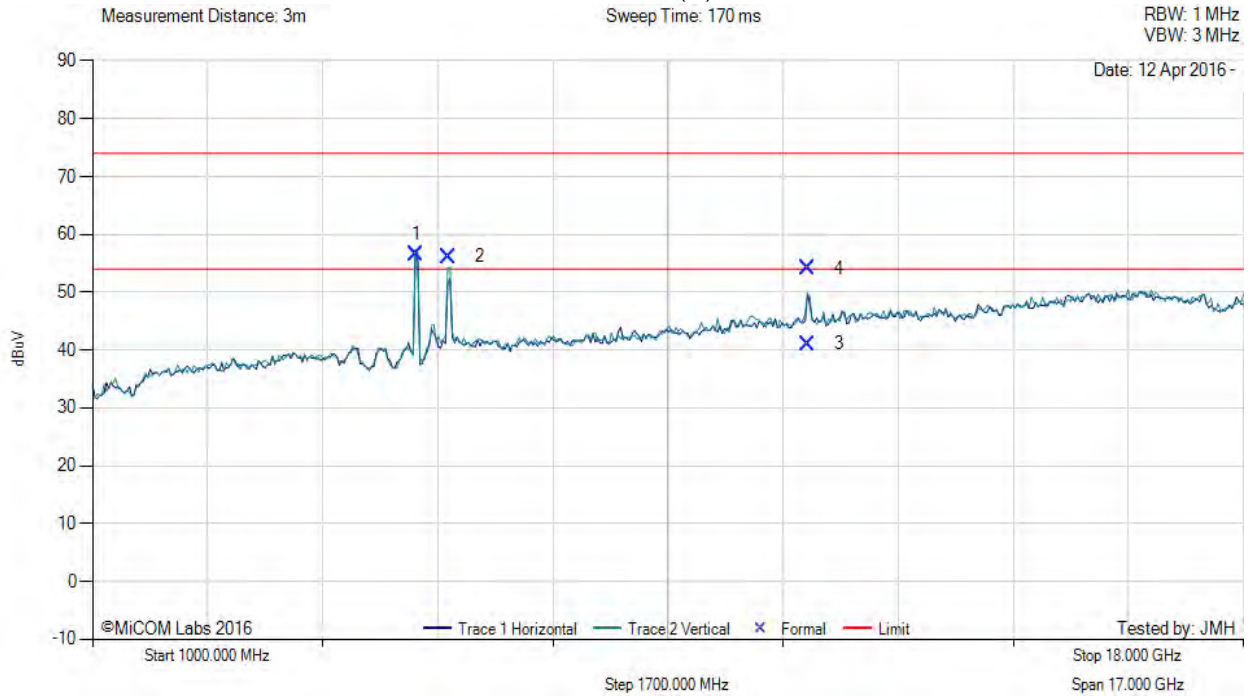


Title: Aruba Networks, Inc. APEX0100, APEX0101
To: FCC CFR 47 Part 15 Subpart E 15.407
Serial #: ARUB190-U5 Rev A
Issue Date: 18th April 2016
Page: 307 of 405

RADIATED SPURIOUS - RESTRICTED BAND EMISSIONS



Variant: 802.11a, Test Freq: 5785.00 MHz, Antenna: Aruba Networks ANT-2x2-D607, Power Setting: 95, Duty Cycle (%): 94



Num	Frequency MHz	Raw dB μ V	Cable Loss	AF dB	Level dB μ V/m	Measurement Type	Pol	Hgt cm	Azt Deg	Limit dB μ V/m	Margin dB	Pass /Fail
1	5783.29	63.15	3.80	-10.46	56.49	Fundamental	Vertical	151	1	--	--	
2	6265.29	60.72	3.93	-8.53	56.12	Peak (NRB)	Vertical	151	1	--	--	Pass
3	11571.18	40.28	5.44	-4.64	41.08	Max Avg	Horizontal	136	65	54.0	-12.9	Pass
4	11571.18	53.36	5.44	-4.64	54.16	Max Peak	Horizontal	136	65	74.0	-19.8	Pass

Test Notes: EUT on 150cm table powered by AC. ENET connected to laptop outside chamber. using 5G notch to protect RCVR from fund.

[back to matrix](#)

This test report may be reproduced in full only. The document may only be updated by MiCOM Labs personnel. All changes will be noted in the Document History section of the report.

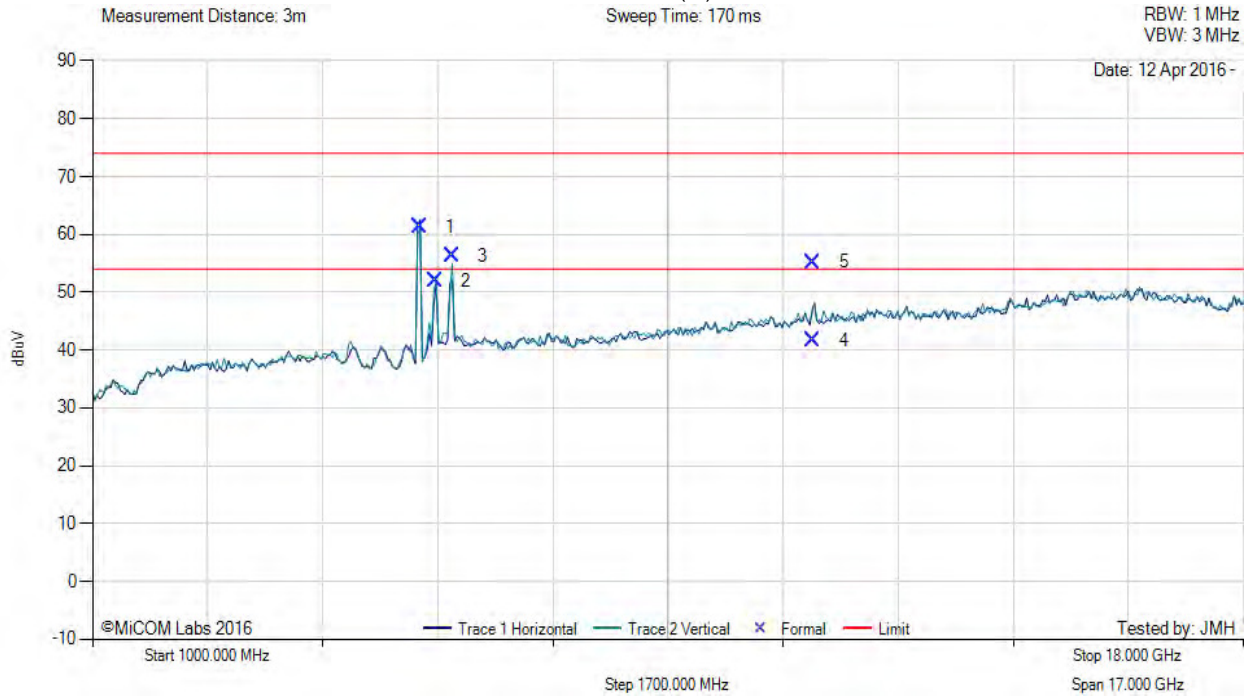


Title: Aruba Networks, Inc. APEX0100, APEX0101
To: FCC CFR 47 Part 15 Subpart E 15.407
Serial #: ARUB190-U5 Rev A
Issue Date: 18th April 2016
Page: 308 of 405

RADIATED SPURIOUS - RESTRICTED BAND EMISSIONS



Variant: 802.11a, Test Freq: 5825.00 MHz, Antenna: Aruba Networks ANT-2x2-D607, Power Setting: 95, Duty Cycle (%): 94



Num	Frequency MHz	Raw dB μ V	Cable Loss	AF dB	Level dB μ V/m	Measurement Type	Pol	Hgt cm	Azt Deg	Limit dB μ V/m	Margin dB	Pass /Fail
1	5827.22	67.65	3.84	-10.24	61.25	Fundamental	Horizontal	101	1	--	--	
2	6069.30	57.67	3.88	-9.60	51.95	Peak (NRB)	Horizontal	151	1	--	--	Pass
3	6307.78	60.71	3.92	-8.39	56.24	Peak (NRB)	Vertical	151	1	--	--	Pass
4	11649.38	40.63	5.44	-4.47	41.60	Max Avg	Horizontal	196	40	54.0	-12.4	Pass
5	11649.38	54.19	5.44	-4.47	55.16	Max Peak	Horizontal	196	40	74.0	-18.8	Pass

Test Notes: EUT on 150cm table powered by AC. ENET connected to laptop outside chamber. using 5G notch to protect RCVR from fund.

[back to matrix](#)

This test report may be reproduced in full only. The document may only be updated by MiCOM Labs personnel. All changes will be noted in the Document History section of the report.

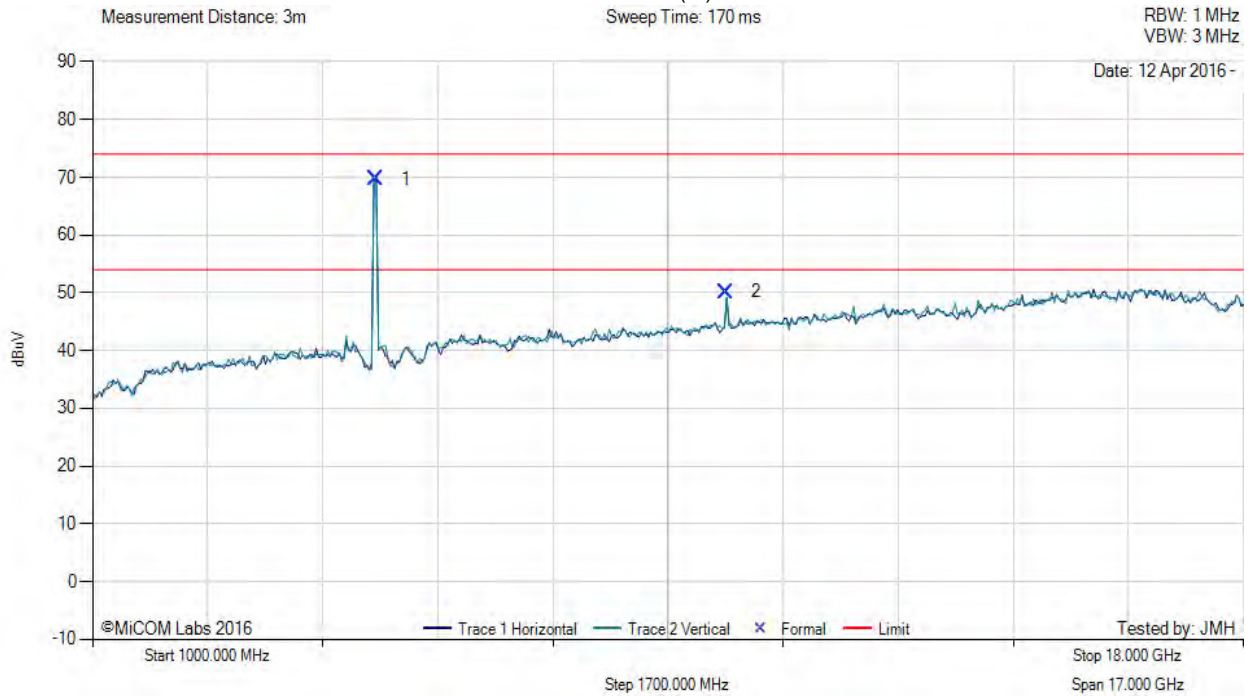


A.3.1.3. Aruba Networks ANT-2x2-D805



RADIATED SPURIOUS - RESTRICTED BAND EMISSIONS

Variant: 802.11a, Test Freq: 5180.00 MHz, Antenna: Aruba Networks ANT-2x2-D805, Power Setting: 90, Duty Cycle (%): 94



Num	Frequency MHz	Raw dBµV	Cable Loss	AF dB	Level dBµV/m	Measurement Type	Pol	Hgt cm	Azt Deg	Limit dBµV/m	Margin dB	Pass /Fail
1	5186.57	77.53	3.68	-11.49	69.72	Fundamental	Horizontal	101	1	--	--	
2	10360.04	49.84	5.57	-5.27	50.14	Peak (NRB)	Vertical	200	1	--	--	Pass

Test Notes: EUT on 150cm table powered by AC. ENET connected to laptop outside chamber. Using 5G notch to protect RCVR from fund. Power reduced to max 5150 Band Edge setting.

[back to matrix](#)

This test report may be reproduced in full only. The document may only be updated by MiCOM Labs personnel. All changes will be noted in the Document History section of the report.

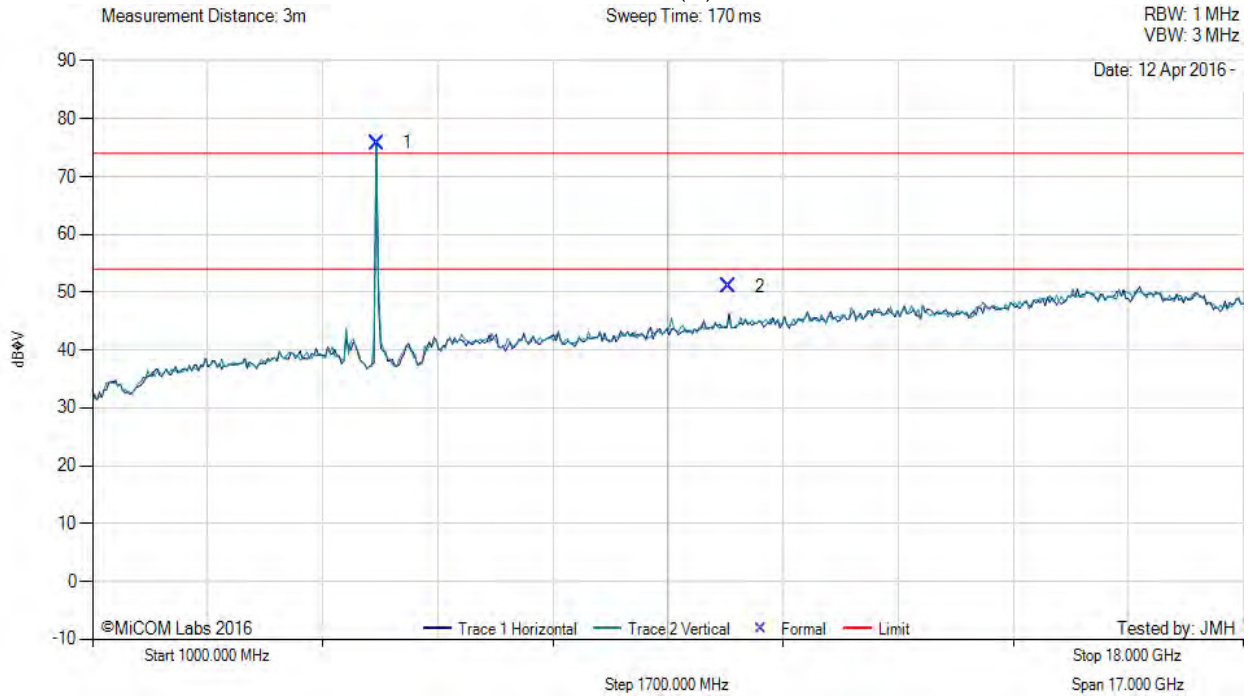


Title: Aruba Networks, Inc. APEX0100, APEX0101
To: FCC CFR 47 Part 15 Subpart E 15.407
Serial #: ARUB190-U5 Rev A
Issue Date: 18th April 2016
Page: 310 of 405

RADIATED SPURIOUS - RESTRICTED BAND EMISSIONS



Variant: 802.11a, Test Freq: 5200.00 MHz, Antenna: Aruba Networks ANT-2x2-D805, Power Setting: 94, Duty Cycle (%): 94



Num	Frequency MHz	Raw dBµV	Cable Loss	AF dB	Level dBµV/m	Measurement Type	Pol	Hgt cm	Azt Deg	Limit dBµV/m	Margin dB	Pass /Fail
1	5201.08	83.62	3.66	-11.46	75.82	Fundamental	Vertical	101	1	--	--	
2	10404.37	50.64	5.43	-5.01	51.06	Peak (NRB)	Horizontal	151	1	--	--	Pass

Test Notes: EUT on 150cm table powered by AC. ENET connected to laptop outside chamber. Using 5G notch to protect RCVR from fund.

[back to matrix](#)

This test report may be reproduced in full only. The document may only be updated by MiCOM Labs personnel. All changes will be noted in the Document History section of the report.

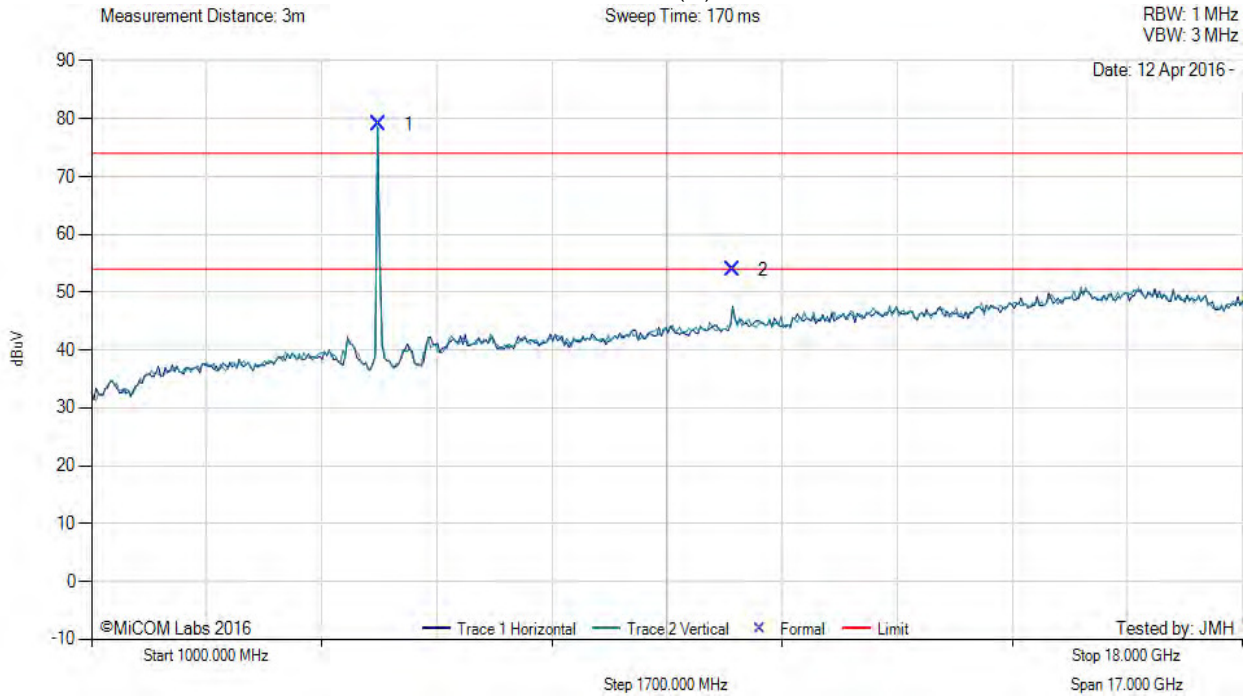


Title: Aruba Networks, Inc. APEX0100, APEX0101
To: FCC CFR 47 Part 15 Subpart E 15.407
Serial #: ARUB190-U5 Rev A
Issue Date: 18th April 2016
Page: 311 of 405

RADIATED SPURIOUS - RESTRICTED BAND EMISSIONS



Variant: 802.11a, Test Freq: 5240.00 MHz, Antenna: Aruba Networks ANT-2x2-D805, Power Setting: 91, Duty Cycle (%): 94



Num	Frequency MHz	Raw dB μ V	Cable Loss	AF dB	Level dB μ V/m	Measurement Type	Pol	Hgt cm	Azt Deg	Limit dB μ V/m	Margin dB	Pass /Fail
1	5238.20	86.74	3.63	-11.37	79.00	Fundamental	Horizontal	101	1	--	--	
2	10476.29	52.92	5.45	-4.49	53.88	Peak (NRB)	Horizontal	151	1	--	--	Pass

Test Notes: EUT on 150cm table powered by AC. ENET connected to laptop outside chamber. Using 5G notch to protect RCVR from fund.

[back to matrix](#)

This test report may be reproduced in full only. The document may only be updated by MiCOM Labs personnel. All changes will be noted in the Document History section of the report.

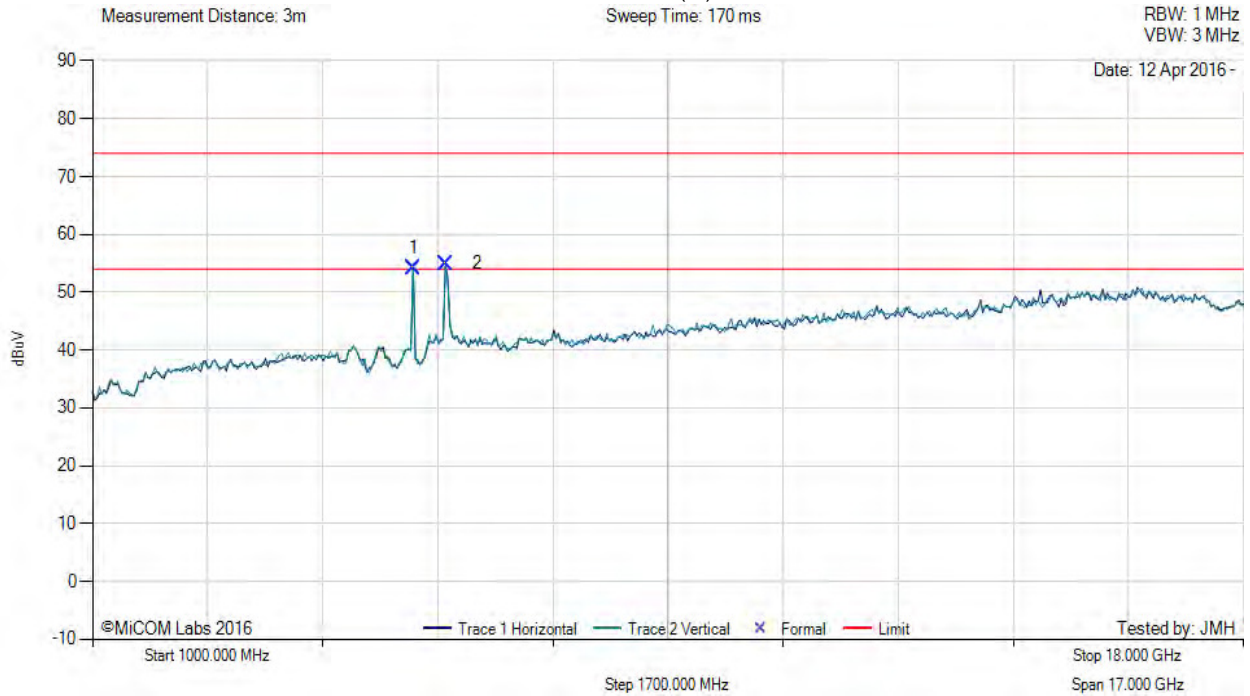


Title: Aruba Networks, Inc. APEX0100, APEX0101
To: FCC CFR 47 Part 15 Subpart E 15.407
Serial #: ARUB190-U5 Rev A
Issue Date: 18th April 2016
Page: 312 of 405

RADIATED SPURIOUS - RESTRICTED BAND EMISSIONS



Variant: 802.11a, Test Freq: 5745.00 MHz, Antenna: Aruba Networks ANT-2x2-D805, Power Setting: 95, Duty Cycle (%): 94



Num	Frequency MHz	Raw dB μ V	Cable Loss	AF dB	Level dB μ V/m	Measurement Type	Pol	Hgt cm	Azt Deg	Limit dB μ V/m	Margin dB	Pass /Fail
1	5737.51	60.93	3.82	-10.67	54.08	Fundamental	Vertical	101	0	--	--	
2	6225.21	59.82	3.92	-8.74	55.00	Peak (NRB)	Vertical	101	0	--	--	Pass

Test Notes: EUT on 150cm table powered by AC. ENET connected to laptop outside chamber. Using 5G notch to protect RCVR from fund.

[back to matrix](#)

This test report may be reproduced in full only. The document may only be updated by MiCOM Labs personnel. All changes will be noted in the Document History section of the report.

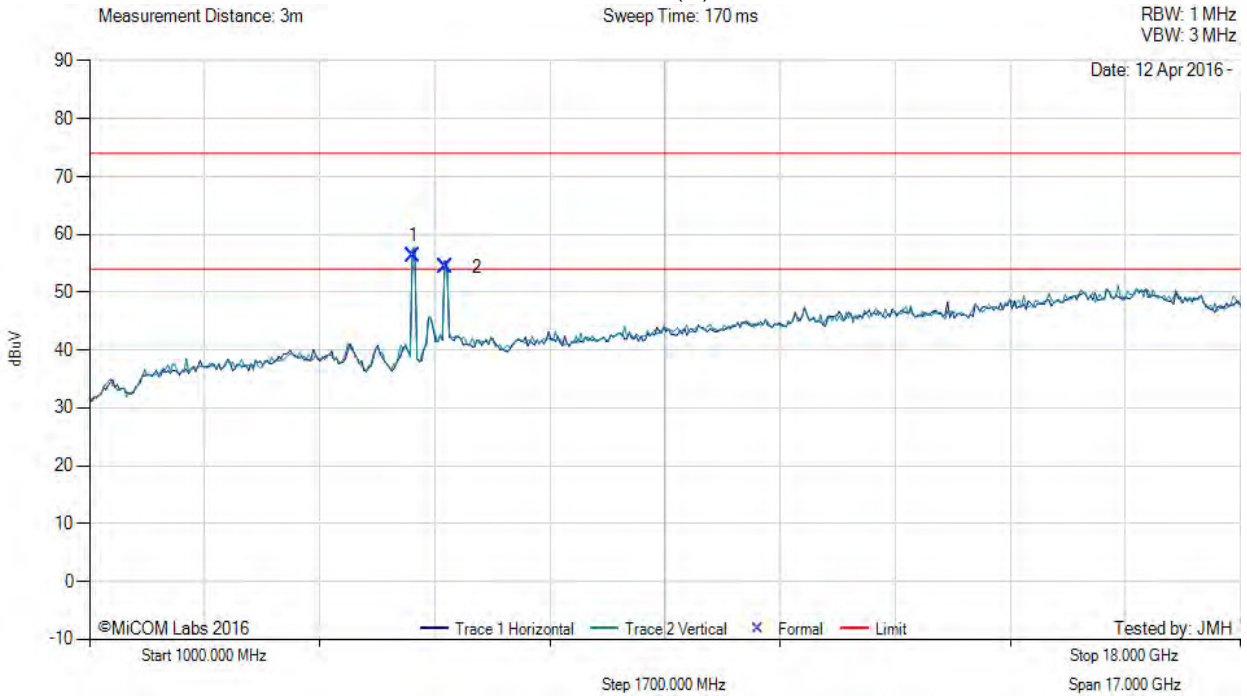


Title: Aruba Networks, Inc. APEX0100, APEX0101
To: FCC CFR 47 Part 15 Subpart E 15.407
Serial #: ARUB190-U5 Rev A
Issue Date: 18th April 2016
Page: 313 of 405

RADIATED SPURIOUS - RESTRICTED BAND EMISSIONS



Variant: 802.11a, Test Freq: 5785.00 MHz, Antenna: Aruba Networks ANT-2x2-D805, Power Setting: 95, Duty Cycle (%): 94



Num	Frequency MHz	Raw dB μ V	Cable Loss	AF dB	Level dB μ V/m	Measurement Type	Pol	Hgt cm	Azt Deg	Limit dB μ V/m	Margin dB	Pass /Fail
1	5787.70	62.87	3.79	-10.43	56.23	Fundamental	Vertical	101	1	--	--	
2	6265.77	59.01	3.93	-8.53	54.41	Peak (NRB)	Horizontal	151	1	--	--	Pass

Test Notes: EUT on 150cm table powered by AC. ENET connected to laptop outside chamber. Using 5G notch to protect RCVR from fund.

[back to matrix](#)

This test report may be reproduced in full only. The document may only be updated by MiCOM Labs personnel. All changes will be noted in the Document History section of the report.

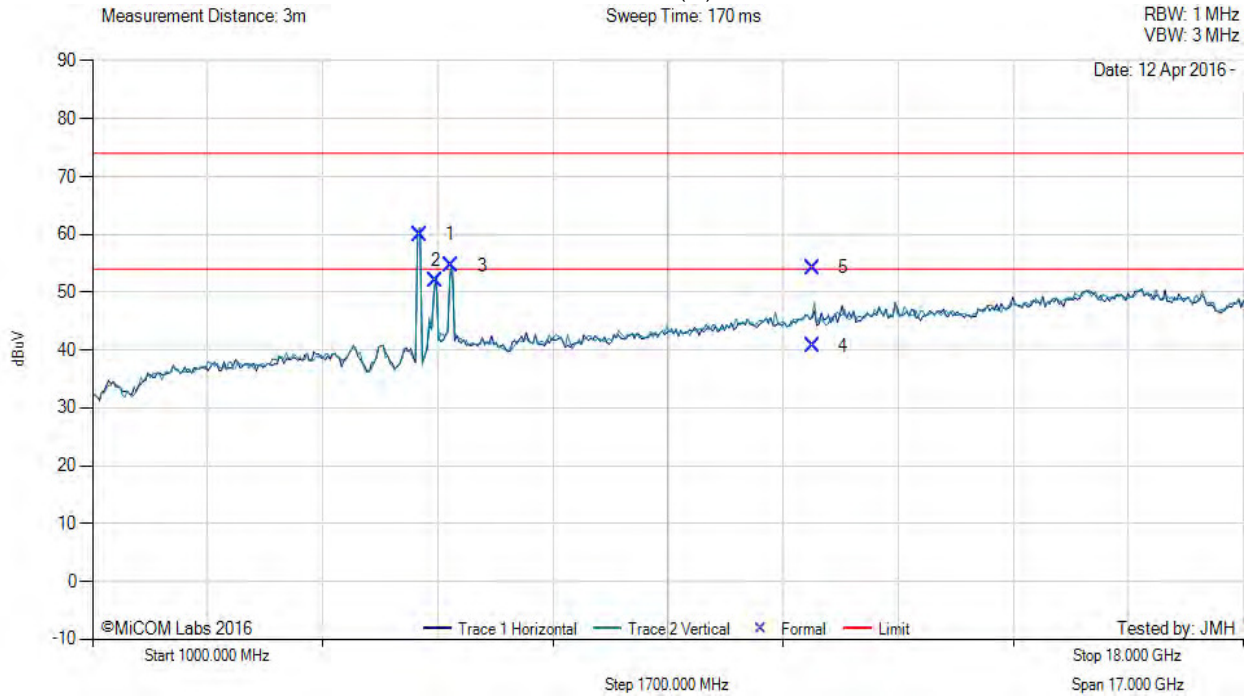


Title: Aruba Networks, Inc. APEX0100, APEX0101
To: FCC CFR 47 Part 15 Subpart E 15.407
Serial #: ARUB190-U5 Rev A
Issue Date: 18th April 2016
Page: 314 of 405

RADIATED SPURIOUS - RESTRICTED BAND EMISSIONS



Variant: 802.11a, Test Freq: 5825.00 MHz, Antenna: Aruba Networks ANT-2x2-D805, Power Setting: 95, Duty Cycle (%): 94



Num	Frequency MHz	Raw dBµV	Cable Loss	AF dB	Level dBµV/m	Measurement Type	Pol	Hgt cm	Azt Deg	Limit dBµV/m	Margin dB	Pass /Fail
1	5827.30	66.41	3.84	-10.24	60.01	Fundamental	Vertical	101	0	--	--	
2	6063.93	57.65	3.89	-9.62	51.92	Peak (NRB)	Horizontal	151	0	--	--	Pass
3	6303.21	59.08	3.95	-8.42	54.61	Peak (NRB)	Vertical	200	0	--	--	Pass
4	11642.06	39.71	5.48	-4.47	40.72	Max Avg	Vertical	122	339	54.0	-13.3	Pass
5	11642.06	53.22	5.48	-4.47	54.23	Max Peak	Vertical	122	339	74.0	-19.8	Pass

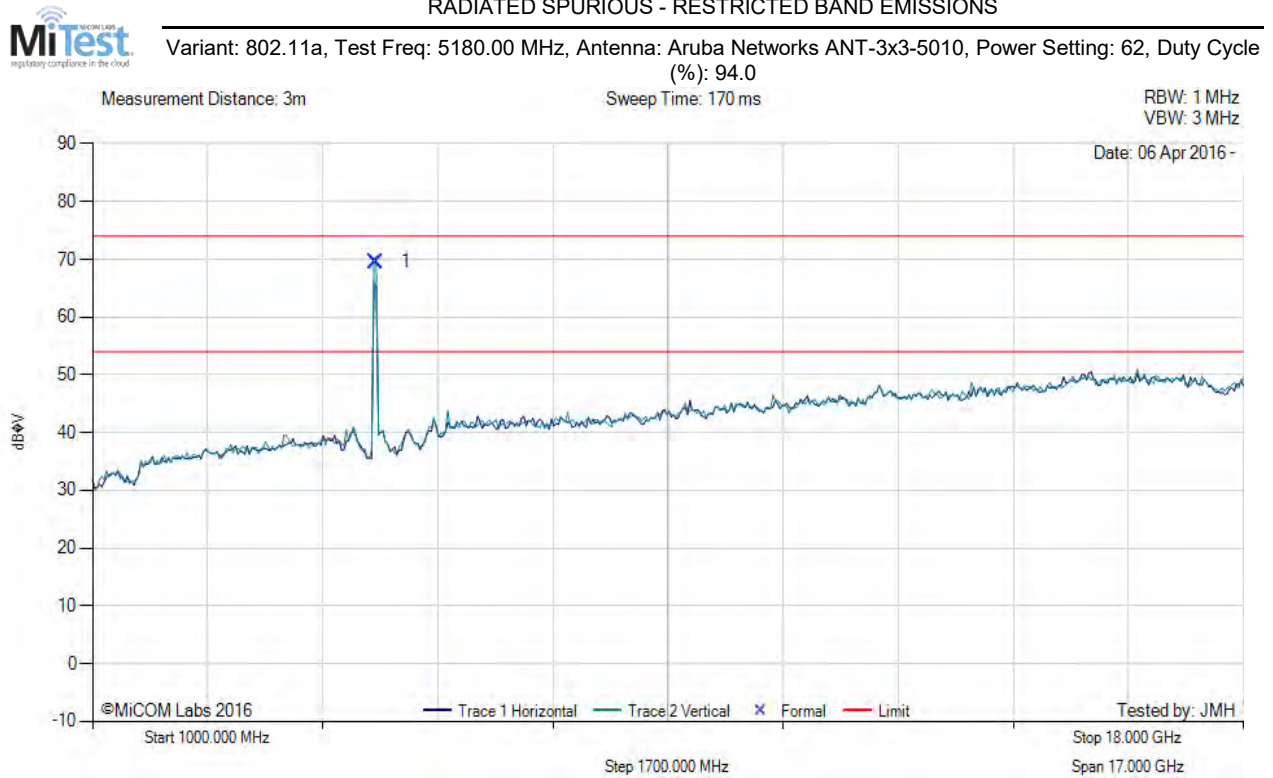
Test Notes: EUT on 150cm table powered by AC. ENET connected to laptop outside chamber. Using 5G notch to protect RCVR from fund.

[back to matrix](#)

This test report may be reproduced in full only. The document may only be updated by MiCOM Labs personnel. All changes will be noted in the Document History section of the report.



A.3.1.4. Aruba Networks ANT-3x3-5010



Num	Frequency MHz	Raw dBµV	Cable Loss	AF dB	Level dBµV/m	Measurement Type	Pol	Hgt cm	Azt Deg	Limit dBµV/m	Margin dB	Pass /Fail
1	5183.05	77.42	3.68	-11.50	69.60	Fundamental	Vertical	200	1	--	--	

Test Notes: EUT on table powered by AC. Connected to laptop outside chamber via enet. Power reduced to max band edge level.

[back to matrix](#)

This test report may be reproduced in full only. The document may only be updated by MiCOM Labs personnel. All changes will be noted in the Document History section of the report.

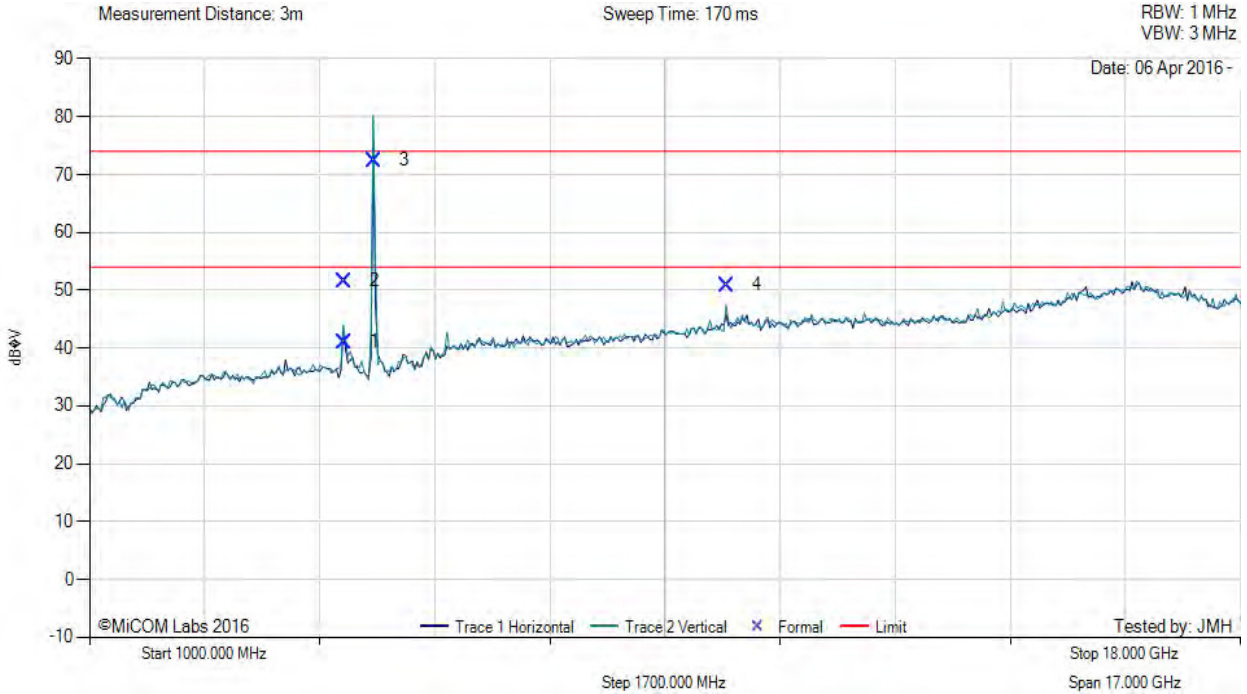


Title: Aruba Networks, Inc. APEX0100, APEX0101
To: FCC CFR 47 Part 15 Subpart E 15.407
Serial #: ARUB190-U5 Rev A
Issue Date: 18th April 2016
Page: 316 of 405

RADIATED SPURIOUS - RESTRICTED BAND EMISSIONS



Variant: 802.11a, Test Freq: 5200.00 MHz, Antenna: Aruba Networks ANT-3x3-5010, Power Setting: 94, Duty Cycle (%): 94.0



Num	Frequency MHz	Raw dBµV	Cable Loss	AF dB	Level dBµV/m	Measurement Type	Pol	Hgt cm	Azt Deg	Limit dBµV/m	Margin dB	Pass /Fail
1	4766.25	48.53	3.60	-11.11	41.02	Max Avg	Vertical	182	47	54.0	-13.0	Pass
2	4766.25	59.14	3.60	-11.11	51.63	Max Peak	Vertical	182	47	74.0	-22.4	Pass
3	5203.65	80.28	3.65	-11.45	72.48	Fundamental	Vertical	137	0	--	--	
4	10406.46	50.42	5.45	-4.99	50.88	Peak (NRB)	Vertical	151	127	--	--	Pass

Test Notes: EUT on table powered by AC. Connected to laptop outside chamber via enet.

[back to matrix](#)

This test report may be reproduced in full only. The document may only be updated by MiCOM Labs personnel. All changes will be noted in the Document History section of the report.



Title: Aruba Networks, Inc. APEX0100, APEX0101
To: FCC CFR 47 Part 15 Subpart E 15.407
Serial #: ARUB190-U5 Rev A
Issue Date: 18th April 2016
Page: 317 of 405

RADIATED SPURIOUS - RESTRICTED BAND EMISSIONS



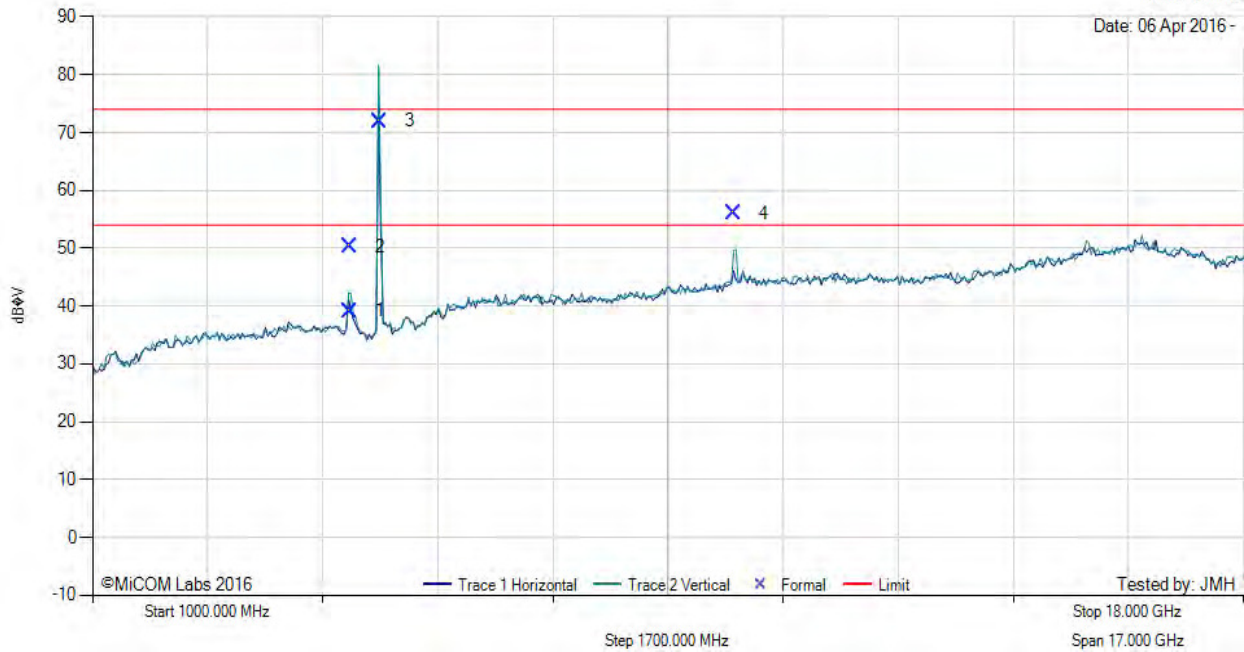
Variant: 802.11a, Test Freq: 5240.00 MHz, Antenna: Aruba Networks ANT-3x3-5010, Power Setting: 91, Duty Cycle (%): 94.0

Measurement Distance: 3m

Sweep Time: 170 ms

RBW: 1 MHz
VBW: 3 MHz

Date: 06 Apr 2016 -



Num	Frequency MHz	Raw dBµV	Cable Loss	AF dB	Level dBµV/m	Measurement Type	Pol	Hgt cm	Azt Deg	Limit dBµV/m	Margin dB	Pass /Fail
1	4800.44	46.76	3.52	-11.12	39.16	Max Avg	Vertical	173	74	54.0	-14.8	Pass
2	4800.44	57.88	3.52	-11.12	50.28	Max Peak	Vertical	173	74	74.0	-23.7	Pass
3	5233.15	79.77	3.63	-11.39	72.01	Fundamental	Vertical	101	1	--	--	
4	10475.59	55.02	5.45	-4.49	55.98	Peak (NRB)	Vertical	200	213	--	--	Pass

Test Notes: EUT on table powered by AC. Connected to laptop outside chamber via enet.

[back to matrix](#)

This test report may be reproduced in full only. The document may only be updated by MiCOM Labs personnel. All changes will be noted in the Document History section of the report.

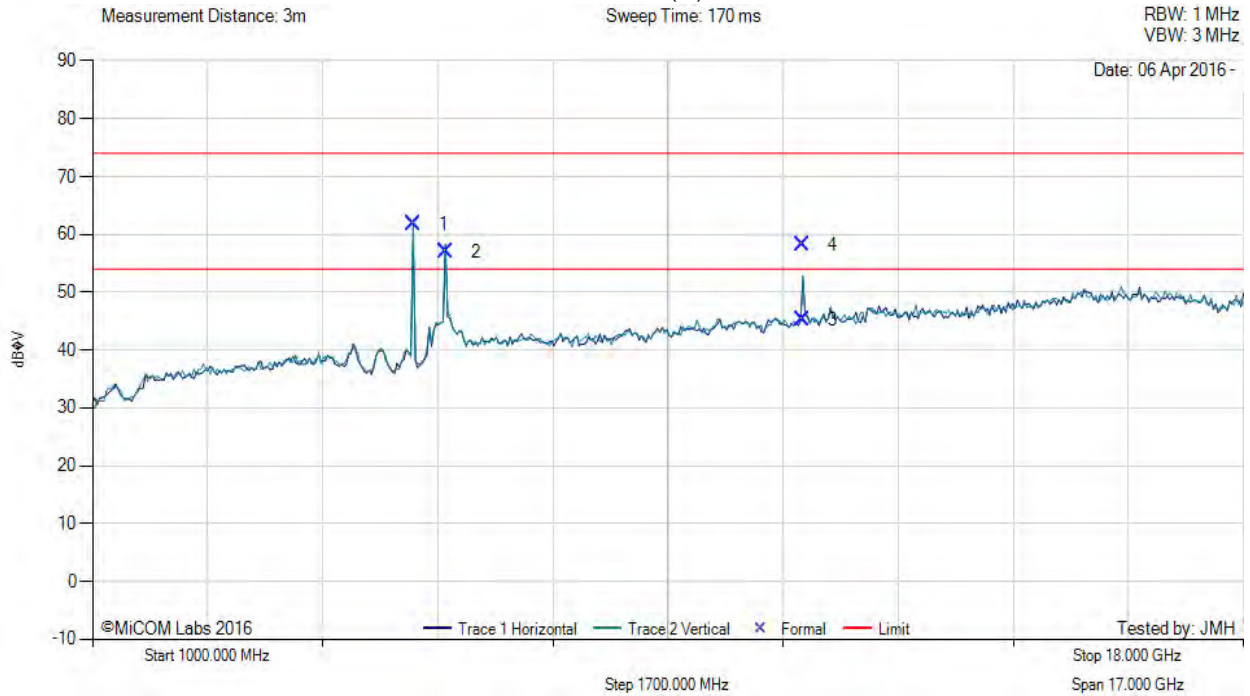


Title: Aruba Networks, Inc. APEX0100, APEX0101
To: FCC CFR 47 Part 15 Subpart E 15.407
Serial #: ARUB190-U5 Rev A
Issue Date: 18th April 2016
Page: 318 of 405

RADIATED SPURIOUS - RESTRICTED BAND EMISSIONS



Variant: 802.11a, Test Freq: 5745.00 MHz, Antenna: Aruba Networks ANT-3x3-5010, Power Setting: 95, Duty Cycle (%): 94.0



Num	Frequency MHz	Raw dBµV	Cable Loss	AF dB	Level dBµV/m	Measurement Type	Pol	Hgt cm	Azt Deg	Limit dBµV/m	Margin dB	Pass /Fail
1	5738.08	68.60	3.82	-10.67	61.75	Fundamental	Vertical	200	6	--	--	
2	6223.76	61.80	3.92	-8.75	56.97	Peak (NRB)	Vertical	200	6	--	--	Pass
3	11487.50	44.60	5.45	-4.85	45.20	Max Avg	Vertical	198	140	54.0	-8.8	Pass
4	11487.50	57.58	5.45	-4.85	58.18	Max Peak	Vertical	198	140	74.0	-15.8	Pass

Test Notes: EUT on table powered by AC. Connected to laptop outside chamber via enet.

[back to matrix](#)

This test report may be reproduced in full only. The document may only be updated by MiCOM Labs personnel. All changes will be noted in the Document History section of the report.

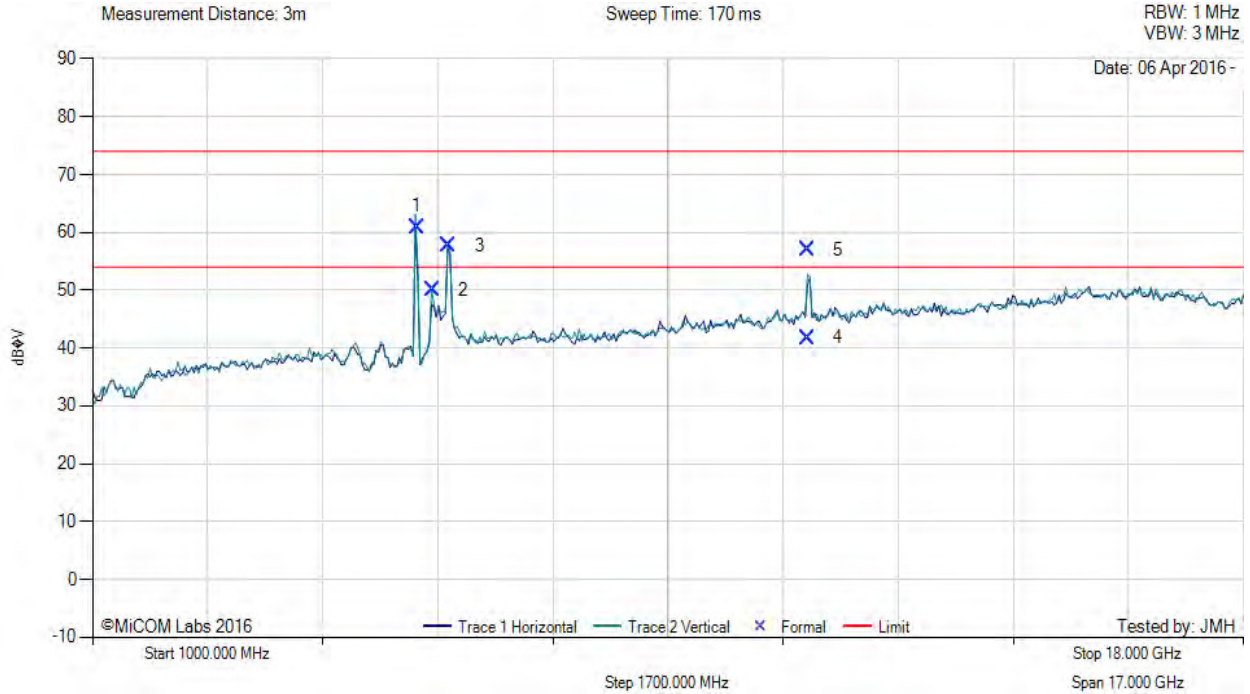


Title: Aruba Networks, Inc. APEX0100, APEX0101
To: FCC CFR 47 Part 15 Subpart E 15.407
Serial #: ARUB190-U5 Rev A
Issue Date: 18th April 2016
Page: 319 of 405

RADIATED SPURIOUS - RESTRICTED BAND EMISSIONS



Variant: 802.11a, Test Freq: 5785.00 MHz, Antenna: Aruba Networks ANT-3x3-5010, Power Setting: 95, Duty Cycle (%): 94.0



Num	Frequency MHz	Raw dBµV	Cable Loss	AF dB	Level dBµV/m	Measurement Type	Pol	Hgt cm	Azt Deg	Limit dBµV/m	Margin dB	Pass /Fail
1	5790.38	67.58	3.79	-10.42	60.95	Fundamental	Vertical	200	1	--	--	
2	6020.05	55.86	3.86	-9.70	50.02	Peak (NRB)	Vertical	200	1	--	--	Pass
3	6264.14	62.26	3.93	-8.53	57.66	Peak (NRB)	Vertical	200	1	--	--	Pass
4	11568.98	40.91	5.48	-4.65	41.74	Max Avg	Vertical	178	102	54.0	-12.3	Pass
5	11568.98	56.19	5.48	-4.65	57.02	Max Peak	Vertical	178	102	74.0	-17.0	Pass

Test Notes: EUT on table powered by AC. Connected to laptop outside chamber via enet.

[back to matrix](#)

This test report may be reproduced in full only. The document may only be updated by MiCOM Labs personnel. All changes will be noted in the Document History section of the report.

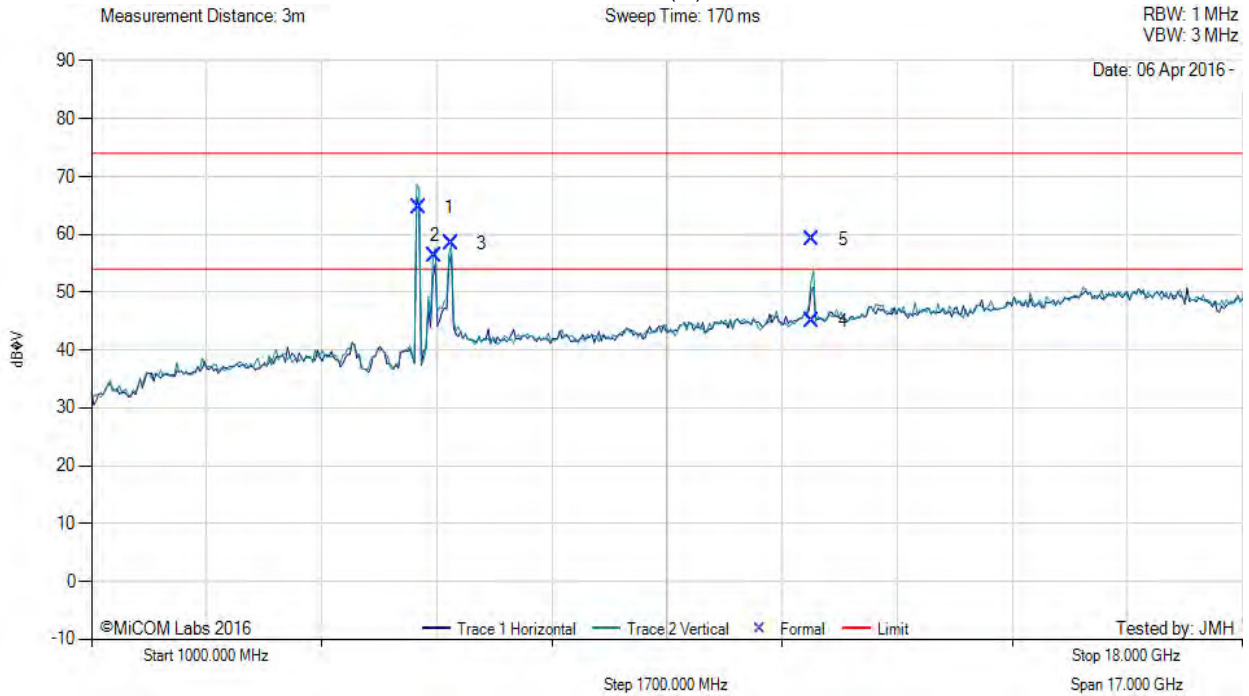


Title: Aruba Networks, Inc. APEX0100, APEX0101
To: FCC CFR 47 Part 15 Subpart E 15.407
Serial #: ARUB190-U5 Rev A
Issue Date: 18th April 2016
Page: 320 of 405

RADIATED SPURIOUS - RESTRICTED BAND EMISSIONS



Variant: 802.11a, Test Freq: 5825.00 MHz, Antenna: Aruba Networks ANT-3x3-5010, Power Setting: 95, Duty Cycle (%): 94.0



Num	Frequency MHz	Raw dBµV	Cable Loss	AF dB	Level dBµV/m	Measurement Type	Pol	Hgt cm	Azt Deg	Limit dBµV/m	Margin dB	Pass /Fail
1	5829.50	71.00	3.84	-10.22	64.62	Fundamental	Vertical	199	1	--	--	
2	6070.63	62.04	3.88	-9.60	56.32	Peak (NRB)	Vertical	199	1	--	--	Pass
3	6306.46	62.89	3.93	-8.39	58.43	Peak (NRB)	Vertical	199	1	--	--	Pass
4	11645.90	44.01	5.46	-4.47	45.00	Max Avg	Vertical	198	312	54.0	-9.0	Pass
5	11645.90	58.14	5.46	-4.47	59.13	Max Peak	Vertical	198	312	74.0	-14.9	Pass

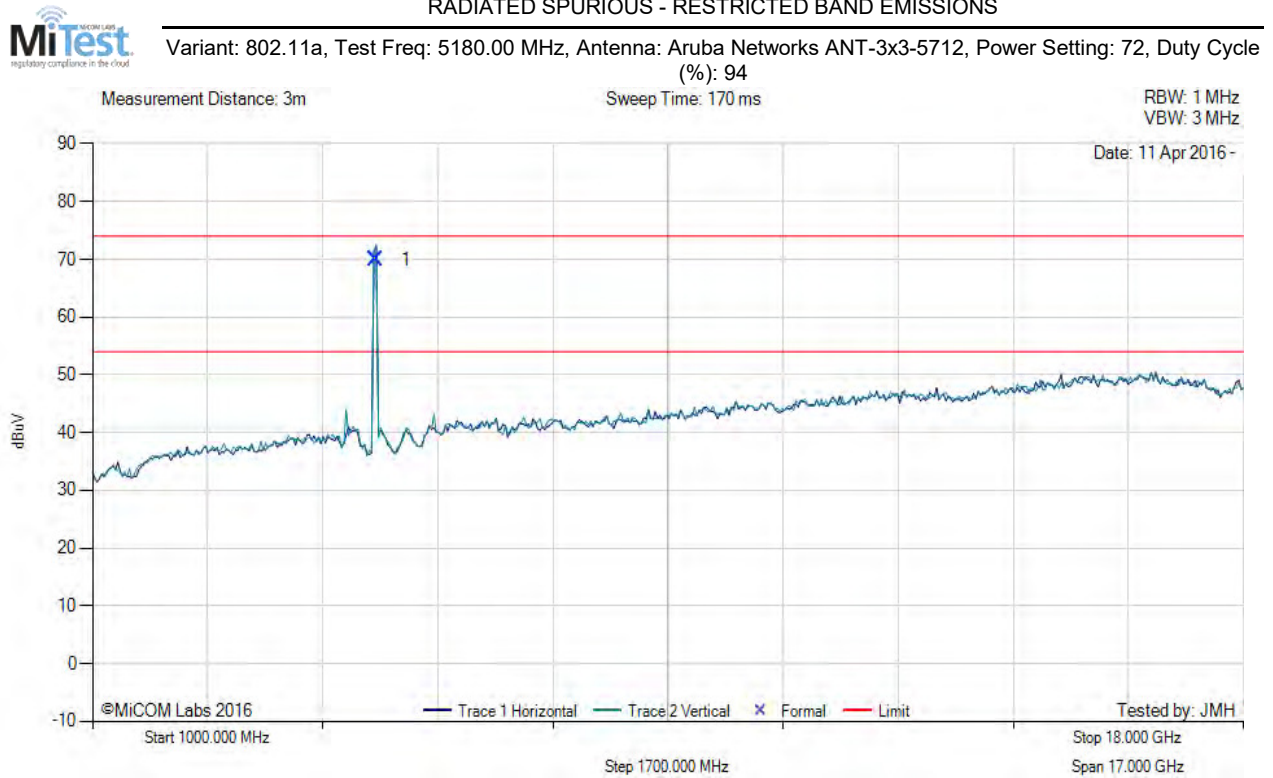
Test Notes: EUT on table powered by AC. Connected to laptop outside chamber via enet.

[back to matrix](#)

This test report may be reproduced in full only. The document may only be updated by MiCOM Labs personnel. All changes will be noted in the Document History section of the report.



A.3.1.5. Aruba Networks ANT-3x3-5712



Num	Frequency MHz	Raw dBµV	Cable Loss	AF dB	Level dBµV/m	Measurement Type	Pol	Hgt cm	Azt Deg	Limit dBµV/m	Margin dB	Pass /Fail
1	5182.24	77.80	3.69	-11.50	69.99	Fundamental	Vertical	101	1	--	--	

Test Notes: EUT on 150cm table powered by AC. ENET connected to laptop outside chamber. using 5G notch to protect RCVR from fund +1 dB for external cables. Power level set from highest band edge setting HT20 (72)

[back to matrix](#)

This test report may be reproduced in full only. The document may only be updated by MiCOM Labs personnel. All changes will be noted in the Document History section of the report.

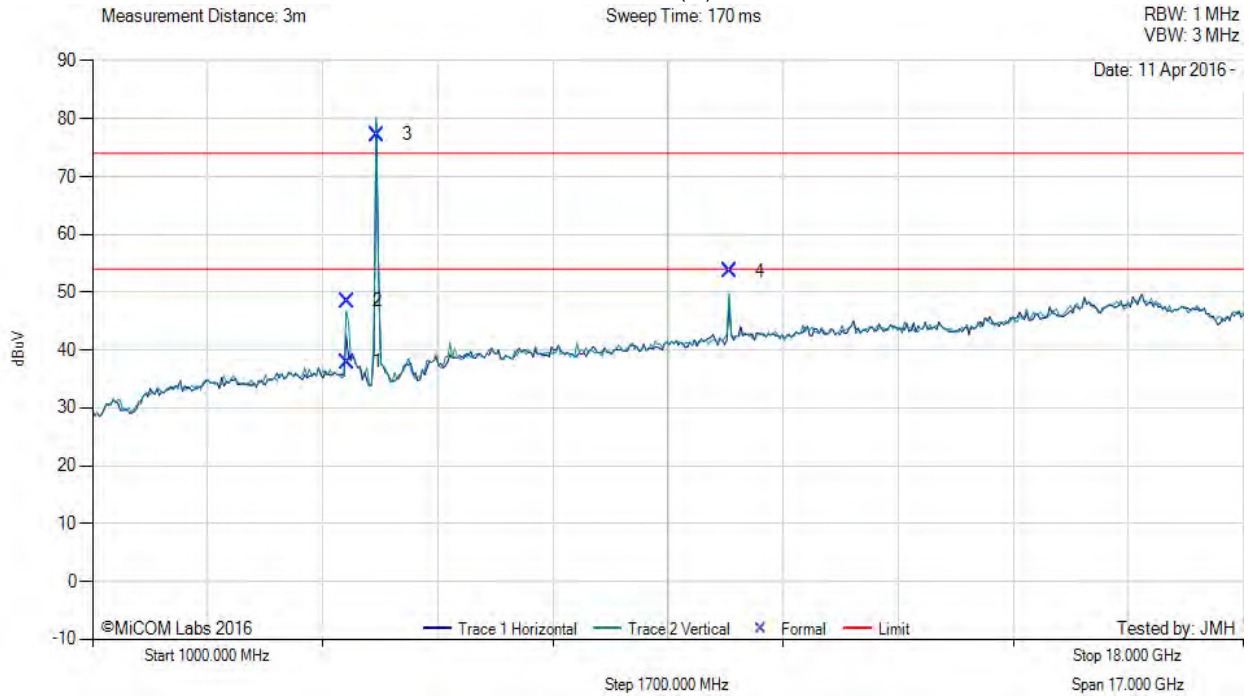


Title: Aruba Networks, Inc. APEX0100, APEX0101
To: FCC CFR 47 Part 15 Subpart E 15.407
Serial #: ARUB190-U5 Rev A
Issue Date: 18th April 2016
Page: 322 of 405

RADIATED SPURIOUS - RESTRICTED BAND EMISSIONS



Variant: 802.11a, Test Freq: 5200.00 MHz, Antenna: Aruba Networks ANT-3x3-5712, Power Setting: 95, Duty Cycle (%): 94



Num	Frequency MHz	Raw dB μ V	Cable Loss	AF dB	Level dB μ V/m	Measurement Type	Pol	Hgt cm	Azt Deg	Limit dB μ V/m	Margin dB	Pass /Fail
1	4766.03	45.42	3.60	-11.11	37.91	Max Avg	Vertical	173	351	54.0	-16.1	Pass
2	4766.03	55.96	3.60	-11.11	48.45	Max Peak	Vertical	173	351	74.0	-25.6	Pass
3	5202.20	85.05	3.66	-11.46	77.25	Fundamental	Vertical	101	1	--	--	
4	10409.18	53.13	5.48	-4.97	53.64	Peak (NRB)	Vertical	151	1	--	--	Pass

Test Notes: EUT on 150cm table powered by AC. ENET connected to laptop outside chamber. using 5G notch to protect RCVR from fund. +1 dB for external cables.

[back to matrix](#)

This test report may be reproduced in full only. The document may only be updated by MiCOM Labs personnel. All changes will be noted in the Document History section of the report.

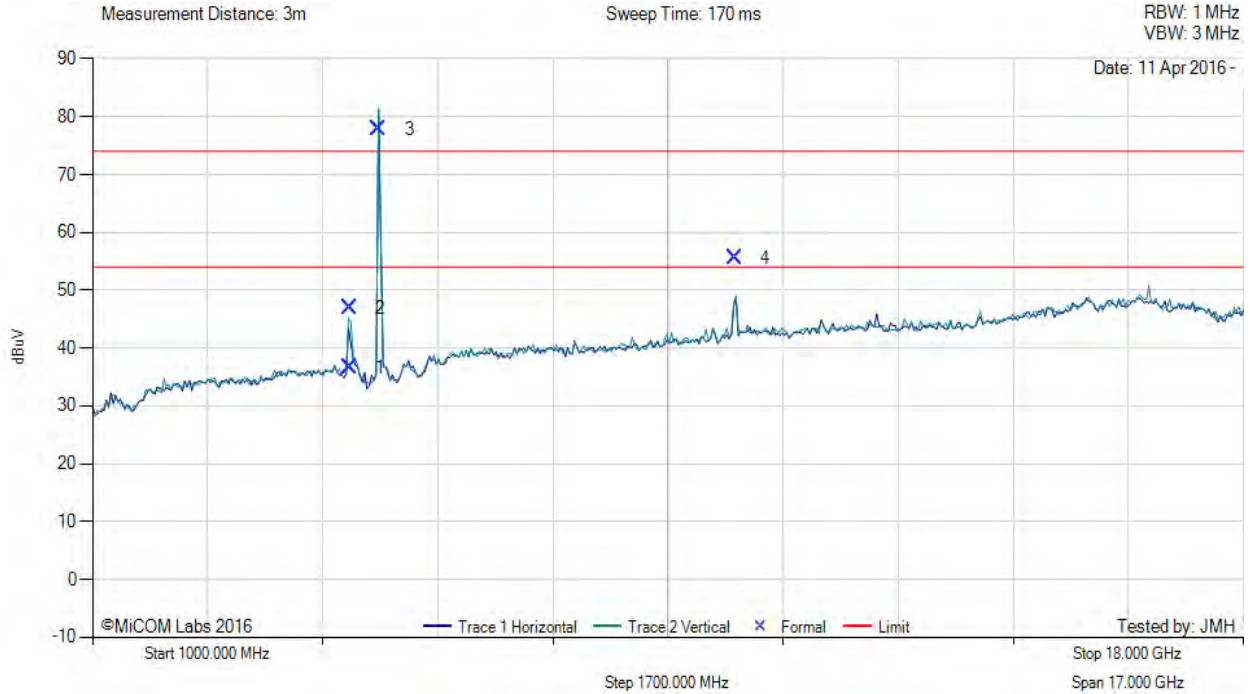


Title: Aruba Networks, Inc. APEX0100, APEX0101
To: FCC CFR 47 Part 15 Subpart E 15.407
Serial #: ARUB190-U5 Rev A
Issue Date: 18th April 2016
Page: 323 of 405

RADIATED SPURIOUS - RESTRICTED BAND EMISSIONS



Variant: 802.11a, Test Freq: 5240.00 MHz, Antenna: Aruba Networks ANT-3x3-5712, Power Setting: 91, Duty Cycle (%): 94



Num	Frequency MHz	Raw dB μ V	Cable Loss	AF dB	Level dB μ V/m	Measurement Type	Pol	Hgt cm	Azt Deg	Limit dB μ V/m	Margin dB	Pass /Fail
1	4802.42	44.25	3.51	-11.12	36.64	Max Avg	Vertical	163	356	54.0	-17.4	Pass
2	4802.42	54.58	3.51	-11.12	46.97	Max Peak	Vertical	163	356	74.0	-27.0	Pass
3	5232.59	85.66	3.63	-11.39	77.90	Fundamental	Vertical	101	0	--	--	
4	10484.86	54.55	5.41	-4.42	55.54	Peak (NRB)	Horizontal	151	0	--	--	Pass

Test Notes: EUT on 150cm table powered by AC. ENET connected to laptop outside chamber. using 5G notch to protect RCVR from fund. +1 dB for external cables.

[back to matrix](#)

This test report may be reproduced in full only. The document may only be updated by MiCOM Labs personnel. All changes will be noted in the Document History section of the report.

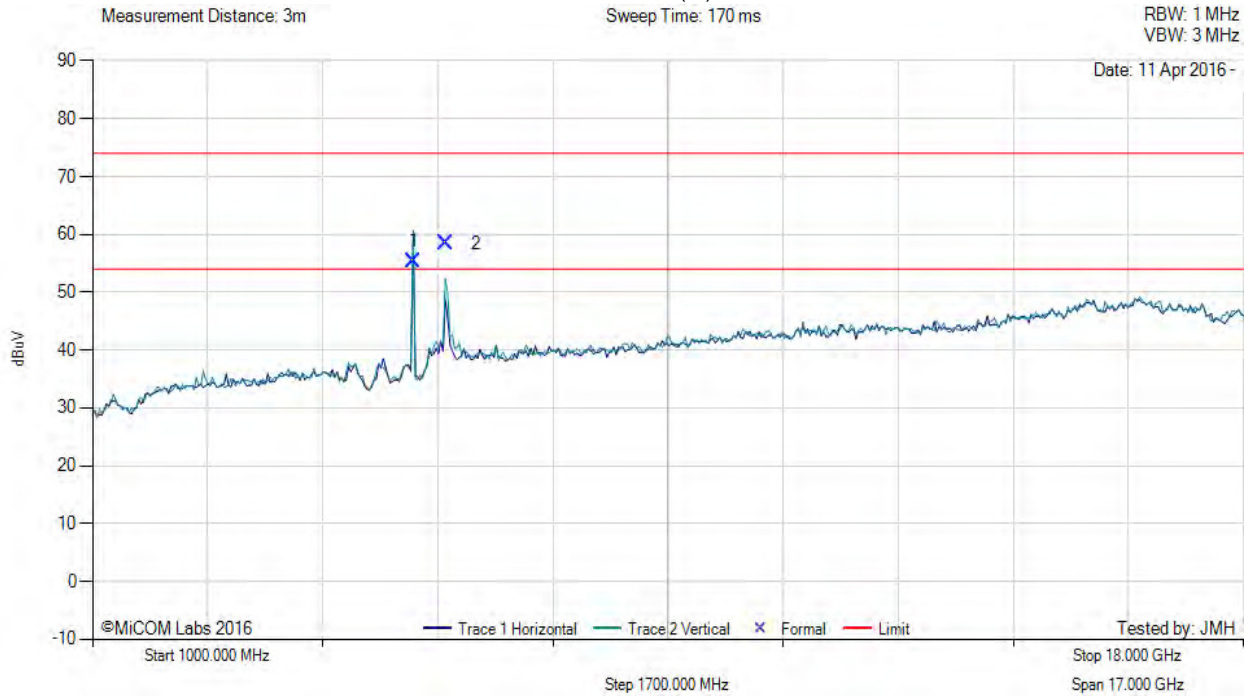


Title: Aruba Networks, Inc. APEX0100, APEX0101
To: FCC CFR 47 Part 15 Subpart E 15.407
Serial #: ARUB190-U5 Rev A
Issue Date: 18th April 2016
Page: 324 of 405

RADIATED SPURIOUS - RESTRICTED BAND EMISSIONS



Variant: 802.11a, Test Freq: 5745.00 MHz, Antenna: Aruba Networks ANT-3x3-5712, Power Setting: 95, Duty Cycle (%): 94



Num	Frequency MHz	Raw dB μ V	Cable Loss	AF dB	Level dB μ V/m	Measurement Type	Pol	Hgt cm	Azt Deg	Limit dB μ V/m	Margin dB	Pass /Fail
1	5738.08	62.22	3.82	-10.67	55.37	Fundamental	Vertical	101	0	--	--	
2	6222.00	63.20	3.92	-8.76	58.36	Peak (NRB)	Vertical	151	0	--	--	Pass

Test Notes: EUT on 150cm table powered by AC. ENET connected to laptop outside chamber. using 5G notch to protect RCVR from fund. +1 dB for external cables.

[back to matrix](#)

This test report may be reproduced in full only. The document may only be updated by MiCOM Labs personnel. All changes will be noted in the Document History section of the report.

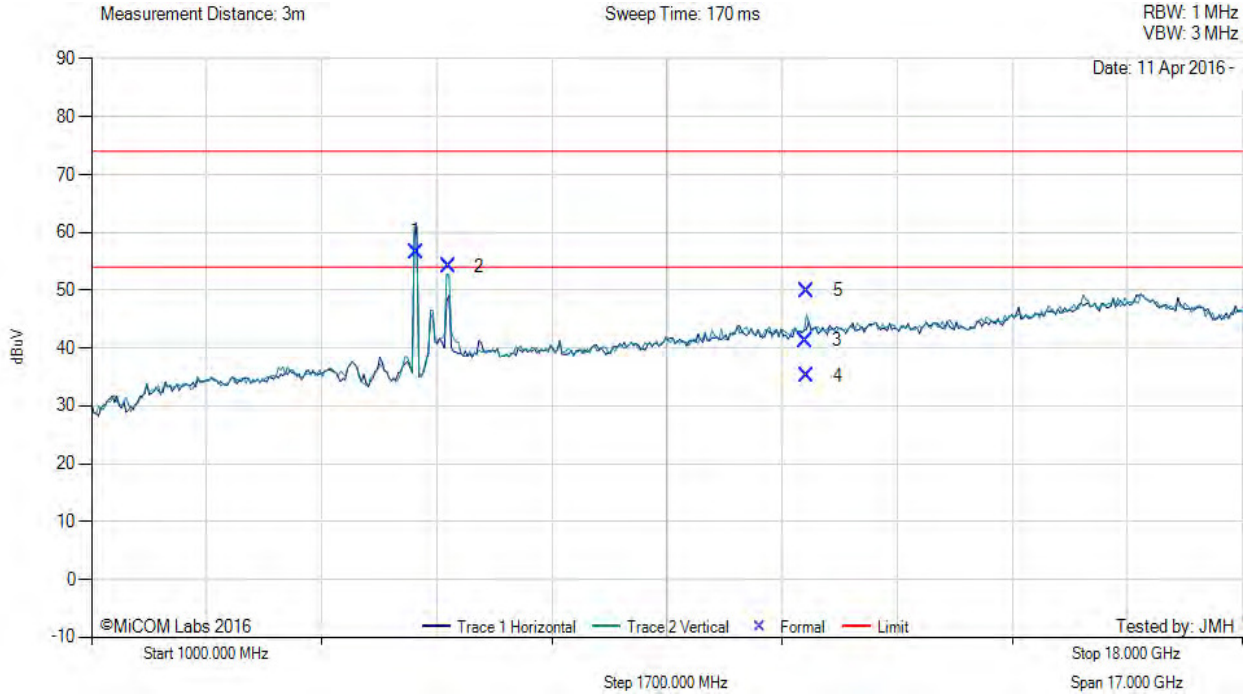


Title: Aruba Networks, Inc. APEX0100, APEX0101
To: FCC CFR 47 Part 15 Subpart E 15.407
Serial #: ARUB190-U5 Rev A
Issue Date: 18th April 2016
Page: 325 of 405

RADIATED SPURIOUS - RESTRICTED BAND EMISSIONS



Variant: 802.11a, Test Freq: 5785.00 MHz, Antenna: Aruba Networks ANT-3x3-5712, Power Setting: 95, Duty Cycle (%): 94



Num	Frequency MHz	Raw dB μ V	Cable Loss	AF dB	Level dB μ V/m	Measurement Type	Pol	Hgt cm	Azt Deg	Limit dB μ V/m	Margin dB	Pass /Fail
1	5789.46	63.24	3.79	-10.42	56.61	Fundamental	Vertical	101	1	--	--	
2	6274.71	58.74	3.92	-8.50	54.16	Peak (NRB)	Vertical	200	18	--	--	Pass
3	11551.00	40.25	5.77	-4.71	41.31	Peak (Scan)	Vertical	200	0	74.0	-32.7	Pass
4	11572.80	34.43	5.42	-4.63	35.22	Max Avg	Vertical	192	8	54.0	-18.8	Pass
5	11572.80	49.10	5.42	-4.63	49.89	Max Peak	Vertical	192	8	74.0	-24.1	Pass

Test Notes: EUT on 150cm table powered by AC. ENET connected to laptop outside chamber. using 5G notch to protect RCVR from fund. +1 dB for external cables.

[back to matrix](#)

This test report may be reproduced in full only. The document may only be updated by MiCOM Labs personnel. All changes will be noted in the Document History section of the report.

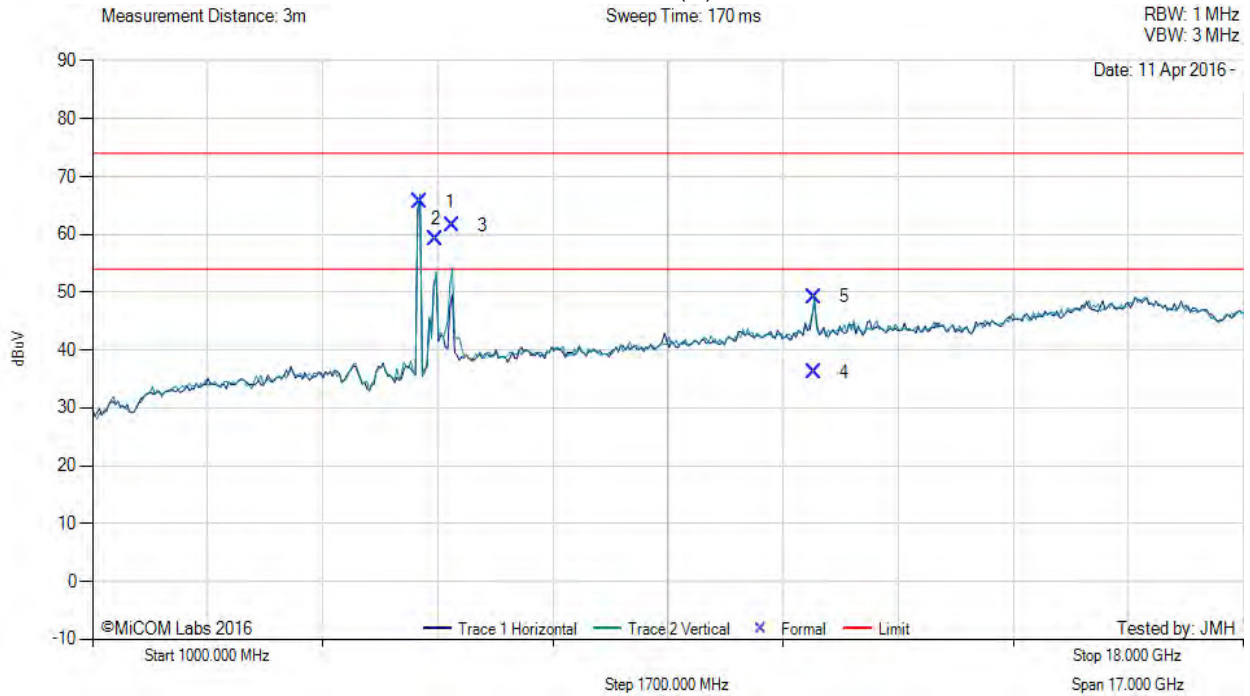


Title: Aruba Networks, Inc. APEX0100, APEX0101
To: FCC CFR 47 Part 15 Subpart E 15.407
Serial #: ARUB190-U5 Rev A
Issue Date: 18th April 2016
Page: 326 of 405

RADIATED SPURIOUS - RESTRICTED BAND EMISSIONS



Variant: 802.11a, Test Freq: 5825.00 MHz, Antenna: Aruba Networks ANT-3x3-5712, Power Setting: 95, Duty Cycle (%): 94



Num	Frequency MHz	Raw dBµV	Cable Loss	AF dB	Level dBµV/m	Measurement Type	Pol	Hgt cm	Azt Deg	Limit dBµV/m	Margin dB	Pass /Fail
1	5829.30	72.02	3.84	-10.23	65.63	Fundamental	Vertical	101	1	--	--	
2	6070.74	64.93	3.88	-9.60	59.21	Peak (NRB)	Vertical	200	1	--	--	Pass
3	6308.42	65.94	3.92	-8.39	61.47	Peak (NRB)	Vertical	200	1	--	--	Pass
4	11650.87	35.19	5.46	-4.47	36.18	Max Avg	Vertical	125	3	54.0	-17.8	Pass
5	11650.87	48.23	5.46	-4.47	49.22	Max Peak	Vertical	125	3	74.0	-24.8	Pass

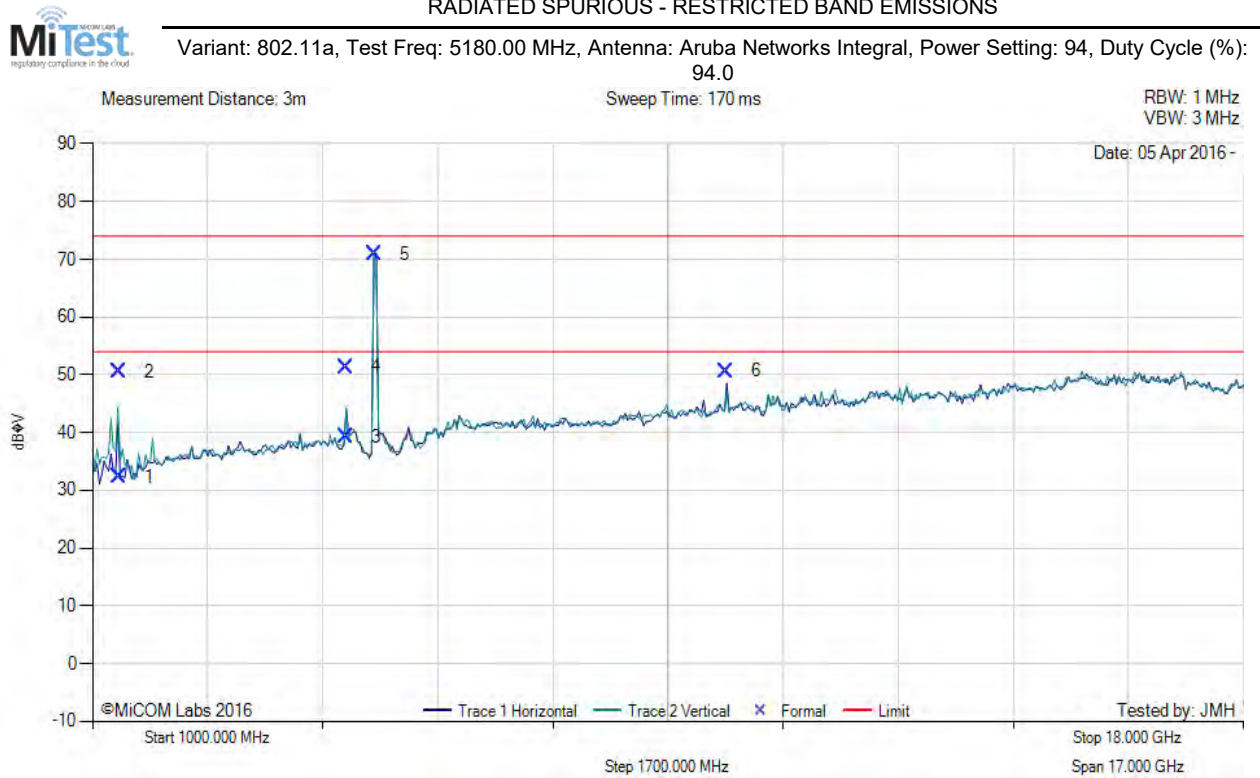
Test Notes: EUT on 150cm table powered by AC. ENET connected to laptop outside chamber. using 5G notch to protect RCVR from fund. +1 dB for external cables.

[back to matrix](#)

This test report may be reproduced in full only. The document may only be updated by MiCOM Labs personnel. All changes will be noted in the Document History section of the report.



A.3.1.6. Aruba Networks Integral



Num	Frequency MHz	Raw dBµV	Cable Loss	AF dB	Level dBµV/m	Measurement Type	Pol	Hgt cm	Azt Deg	Limit dBµV/m	Margin dB	Pass /Fail
1	1394.97	45.54	2.25	-15.54	32.25	Max Avg	Vertical	112	319	54.0	-21.8	Pass
2	1394.97	63.83	2.25	-15.54	50.54	Max Peak	Vertical	112	319	74.0	-23.5	Pass
3	4746.63	46.82	3.55	-11.11	39.26	Max Avg	Horizontal	127	312	54.0	-14.7	Pass
4	4746.63	58.95	3.55	-11.11	51.39	Max Peak	Horizontal	127	312	74.0	-22.6	Pass
5	5170.38	78.65	3.71	-11.53	70.83	Fundamental	Horizontal	101	1	--	--	
6	10361.47	50.35	5.57	-5.26	50.66	Peak (NRB)	Horizontal	101	118	--	--	Pass

Test Notes: AP-275 powered by 7010 controller poe port, connected to laptop via mini-USB in chamber

[back to matrix](#)

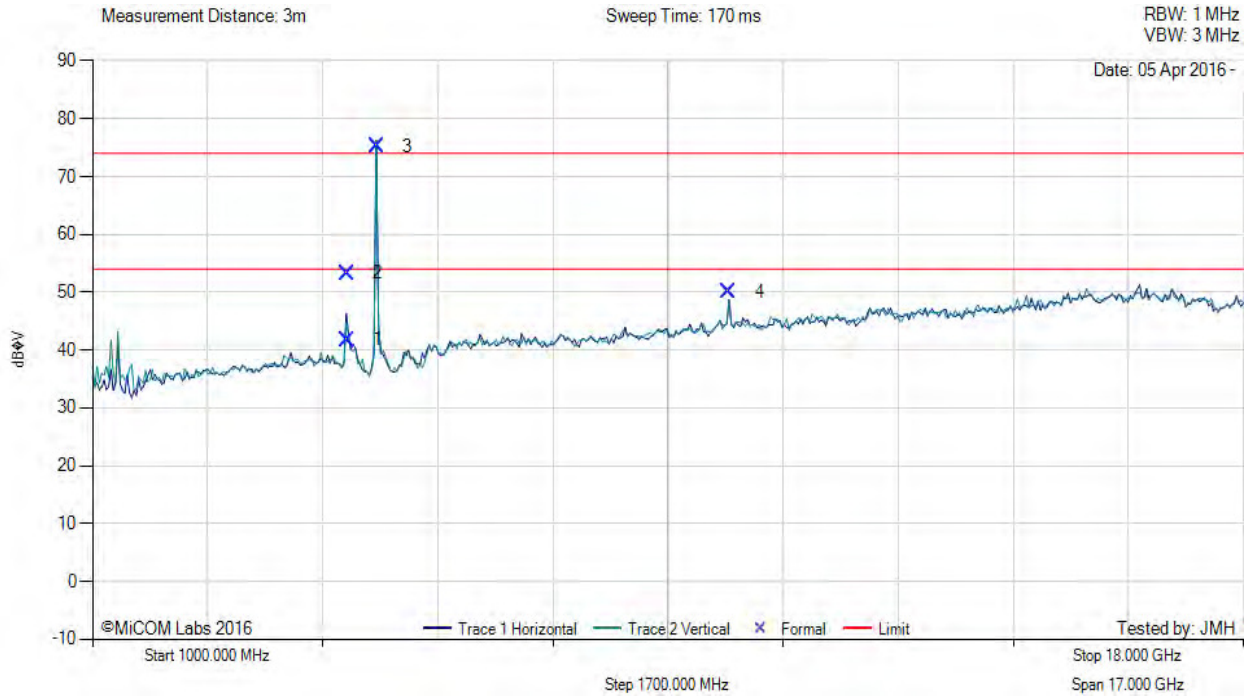
This test report may be reproduced in full only. The document may only be updated by MiCOM Labs personnel. All changes will be noted in the Document History section of the report.



RADIATED SPURIOUS - RESTRICTED BAND EMISSIONS



Variant: 802.11a, Test Freq: 5200.00 MHz, Antenna: Aruba Networks Integral, Power Setting: 94, Duty Cycle (%): 94.0



Num	Frequency MHz	Raw dBµV	Cable Loss	AF dB	Level dBµV/m	Measurement Type	Pol	Hgt cm	Azt Deg	Limit dBµV/m	Margin dB	Pass /Fail
1	4765.08	49.27	3.59	-11.11	41.75	Max Avg	Horizontal	107	314	54.0	-12.3	Pass
2	4765.08	60.79	3.59	-11.11	53.27	Max Peak	Horizontal	107	314	74.0	-20.7	Pass
3	5201.72	82.94	3.66	-11.46	75.14	Fundamental	Horizontal	101	1	--	--	
4	10401.81	49.66	5.42	-5.02	50.06	Peak (NRB)	Horizontal	100	0	--	--	Pass

Test Notes: AP-275 powered by 7010 controller poe port, connected to laptop via mini-USB in chamber

[back to matrix](#)

This test report may be reproduced in full only. The document may only be updated by MiCOM Labs personnel. All changes will be noted in the Document History section of the report.

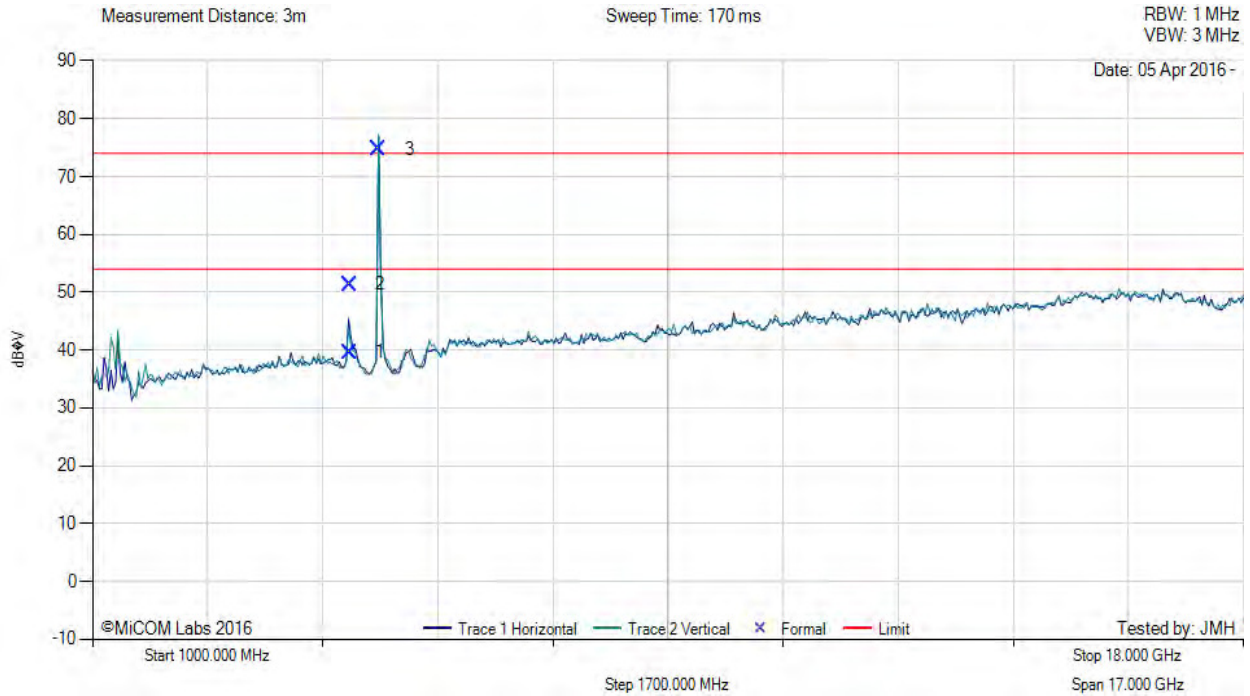


Title: Aruba Networks, Inc. APEX0100, APEX0101
To: FCC CFR 47 Part 15 Subpart E 15.407
Serial #: ARUB190-U5 Rev A
Issue Date: 18th April 2016
Page: 329 of 405

RADIATED SPURIOUS - RESTRICTED BAND EMISSIONS



Variant: 802.11a, Test Freq: 5240.00 MHz, Antenna: Aruba Networks Integral, Power Setting: 91, Duty Cycle (%): 94.0



Num	Frequency MHz	Raw dBµV	Cable Loss	AF dB	Level dBµV/m	Measurement Type	Pol	Hgt cm	Azt Deg	Limit dBµV/m	Margin dB	Pass /Fail
1	4802.02	47.22	3.51	-11.12	39.61	Max Avg	Horizontal	139	318	54.0	-14.4	Pass
2	4802.02	58.97	3.51	-11.12	51.36	Max Peak	Horizontal	139	318	74.0	-22.6	Pass
3	5232.51	82.41	3.63	-11.39	74.65	Fundamental	Vertical	101	1	--	--	

Test Notes: AP-275 powered by 7010 controller poe port, connected to laptop via mini-USB in chamber

[back to matrix](#)

This test report may be reproduced in full only. The document may only be updated by MiCOM Labs personnel. All changes will be noted in the Document History section of the report.

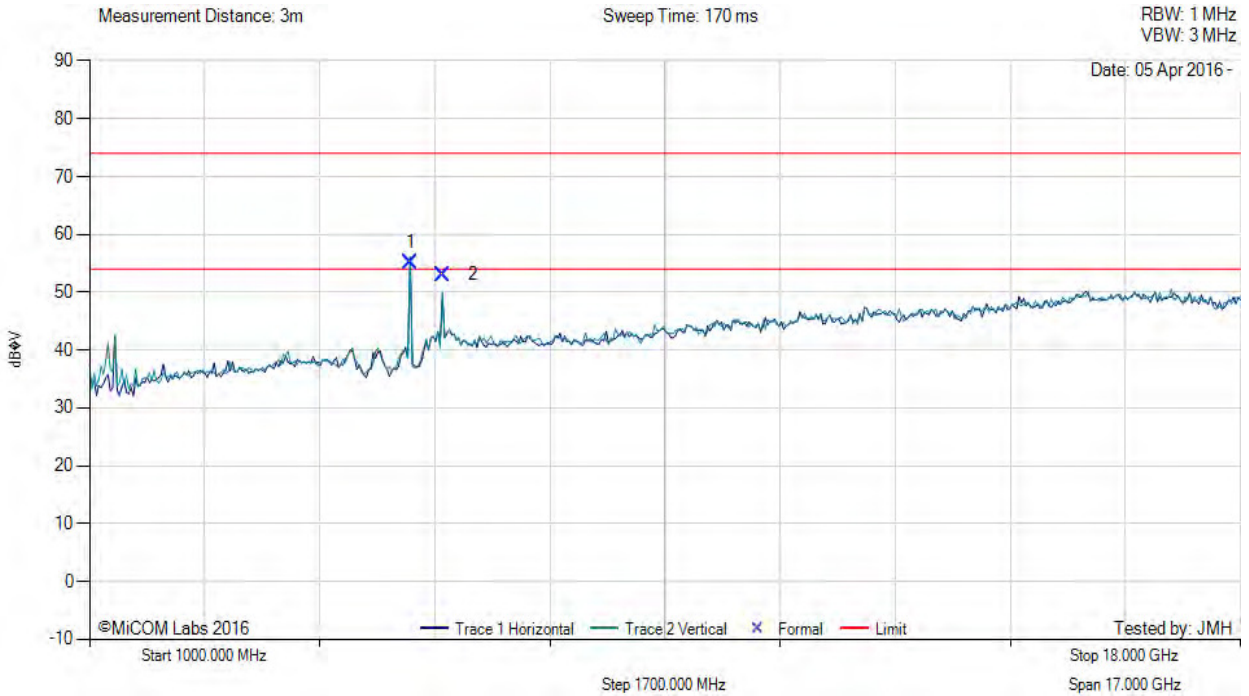


Title: Aruba Networks, Inc. APEX0100, APEX0101
To: FCC CFR 47 Part 15 Subpart E 15.407
Serial #: ARUB190-U5 Rev A
Issue Date: 18th April 2016
Page: 330 of 405

RADIATED SPURIOUS - RESTRICTED BAND EMISSIONS



Variant: 802.11a, Test Freq: 5745.00 MHz, Antenna: Aruba Networks Integral, Power Setting: 95, Duty Cycle (%): 94.0



Num	Frequency MHz	Raw dBµV	Cable Loss	AF dB	Level dBµV/m	Measurement Type	Pol	Hgt cm	Azt Deg	Limit dBµV/m	Margin dB	Pass /Fail
1	5740.08	61.96	3.83	-10.67	55.12	Fundamental	Vertical	101	22	--	--	
2	6221.80	57.87	3.92	-8.76	53.03	Peak (NRB)	Vertical	101	162	--	--	Pass

Test Notes: AP-275 powered by 7010 controller poe port, connected to laptop via mini-USB in chamber

[back to matrix](#)

This test report may be reproduced in full only. The document may only be updated by MiCOM Labs personnel. All changes will be noted in the Document History section of the report.

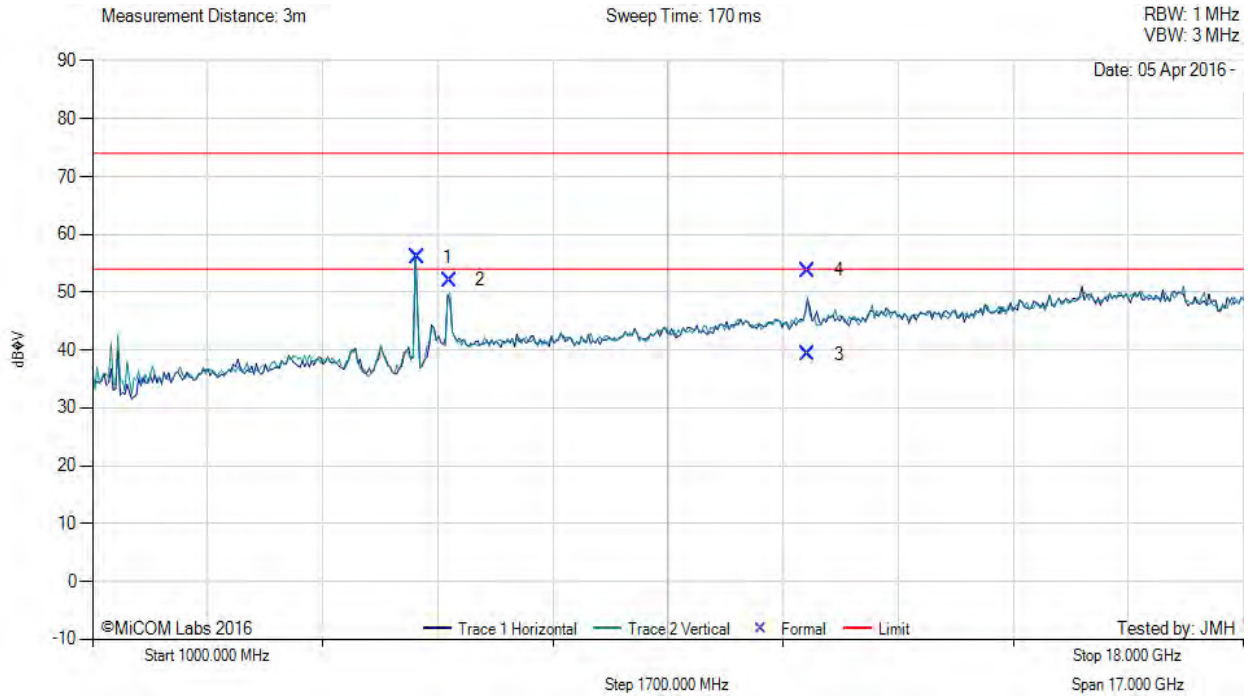


Title: Aruba Networks, Inc. APEX0100, APEX0101
To: FCC CFR 47 Part 15 Subpart E 15.407
Serial #: ARUB190-U5 Rev A
Issue Date: 18th April 2016
Page: 331 of 405

RADIATED SPURIOUS - RESTRICTED BAND EMISSIONS



Variant: 802.11a, Test Freq: 5785.00 MHz, Antenna: Aruba Networks Integral, Power Setting: 95, Duty Cycle (%): 94.0



Num	Frequency MHz	Raw dBµV	Cable Loss	AF dB	Level dBµV/m	Measurement Type	Pol	Hgt cm	Azt Deg	Limit dBµV/m	Margin dB	Pass /Fail
1	5791.58	62.68	3.78	-10.40	56.06	Fundamental	Vertical	101	7	--	--	
2	6270.14	56.66	3.93	-8.51	52.08	Peak (NRB)	Horizontal	101	7	--	--	Pass
3	11569.46	38.51	5.48	-4.65	39.34	Max Avg	Horizontal	113	333	54.0	-14.7	Pass
4	11569.46	52.92	5.48	-4.65	53.75	Max Peak	Horizontal	113	333	74.0	-20.3	Pass

Test Notes: AP-275 powered by 7010 controller poe port, connected to laptop via mini-USB in chamber

[back to matrix](#)

This test report may be reproduced in full only. The document may only be updated by MiCOM Labs personnel. All changes will be noted in the Document History section of the report.

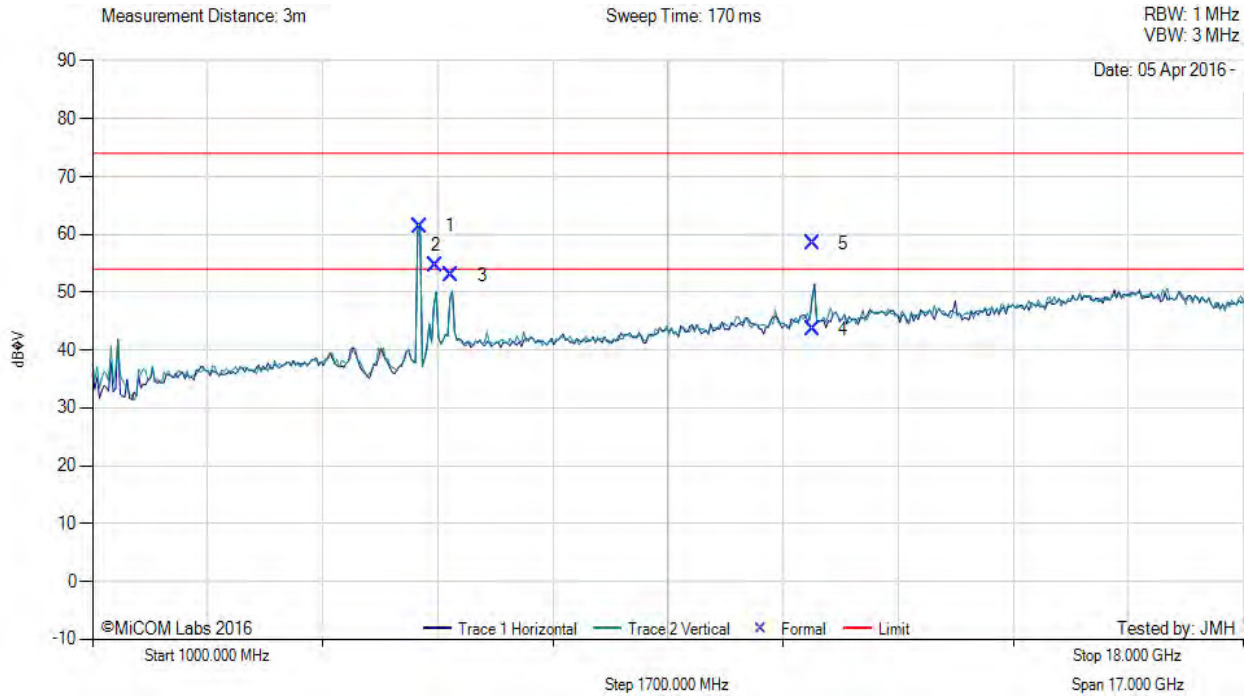


Title: Aruba Networks, Inc. APEX0100, APEX0101
To: FCC CFR 47 Part 15 Subpart E 15.407
Serial #: ARUB190-U5 Rev A
Issue Date: 18th April 2016
Page: 332 of 405

RADIATED SPURIOUS - RESTRICTED BAND EMISSIONS



Variant: 802.11a, Test Freq: 5825.00 MHz, Antenna: Aruba Networks Integral, Power Setting: 95, Duty Cycle (%): 94.0



Num	Frequency MHz	Raw dBµV	Cable Loss	AF dB	Level dBµV/m	Measurement Type	Pol	Hgt cm	Azt Deg	Limit dBµV/m	Margin dB	Pass /Fail
1	5830.75	67.77	3.84	-10.22	61.39	Fundamental	Vertical	101	6	--	--	
2	6071.10	60.34	3.88	-9.60	54.62	Peak (NRB)	Horizontal	200	79	--	--	Pass
3	6304.89	57.34	3.94	-8.40	52.88	Peak (NRB)	Horizontal	200	79	--	--	Pass
4	11643.13	42.59	5.47	-4.47	43.59	Max Avg	Horizontal	125	324	54.0	-10.4	Pass
5	11643.13	57.48	5.47	-4.47	58.48	Max Peak	Horizontal	125	324	74.0	-15.5	Pass

Test Notes: AP-275 powered by 7010 controller poe port, connected to laptop via mini-USB in chamber

[back to matrix](#)

This test report may be reproduced in full only. The document may only be updated by MiCOM Labs personnel. All changes will be noted in the Document History section of the report.



Title: Aruba Networks, Inc. APEX0100, APEX0101
To: FCC CFR 47 Part 15 Subpart E 15.407
Serial #: ARUB190-U5 Rev A
Issue Date: 18th April 2016
Page: 333 of 405

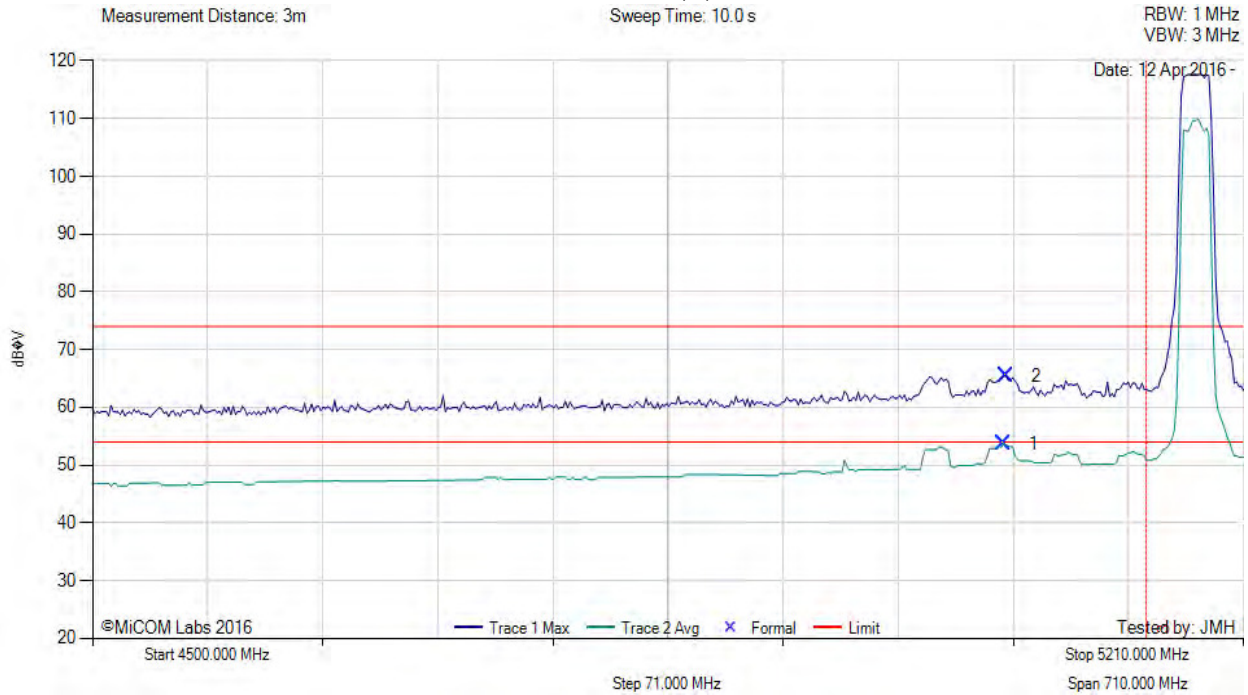
A.3.2. Restricted Band-Edge Emissions

A.3.2.7. Aruba Networks ANT-2x2-5314



RESTRICTED LOWER BAND-EDGE EMISSIONS

Variant: 802.11a, Test Freq: 5180.00 MHz, Antenna: Aruba Networks ANT-2x2-5314, Power Setting: 48, Duty Cycle (%): 94



Num	Frequency MHz	Raw dBµV	Cable Loss	AF dB	Level dBµV/m	Measurement Type	Pol	Hgt cm	Azt Deg	Limit dBµV/m	Margin dB	Pass /Fail
1	5062.02	15.88	3.65	34.19	53.72	Max Avg	Horizontal	153	361	54.0	-0.3	Pass
2	5063.45	27.66	3.66	34.18	65.50	Max Peak	Horizontal	153	361	74.0	-8.5	Pass
3	5150.00	--	--	--	--	Band Edge	--	--	--	--	--	--

Test Notes: EUT on 150cm table powered by AC. ENET connected to laptop outside chamber. Using 6 dB Pad to protect RCVR from fund. +1 dB for external cables. FUND Clipping at pwr levels > 48!

[back to matrix](#)

This test report may be reproduced in full only. The document may only be updated by MiCOM Labs personnel. All changes will be noted in the Document History section of the report.

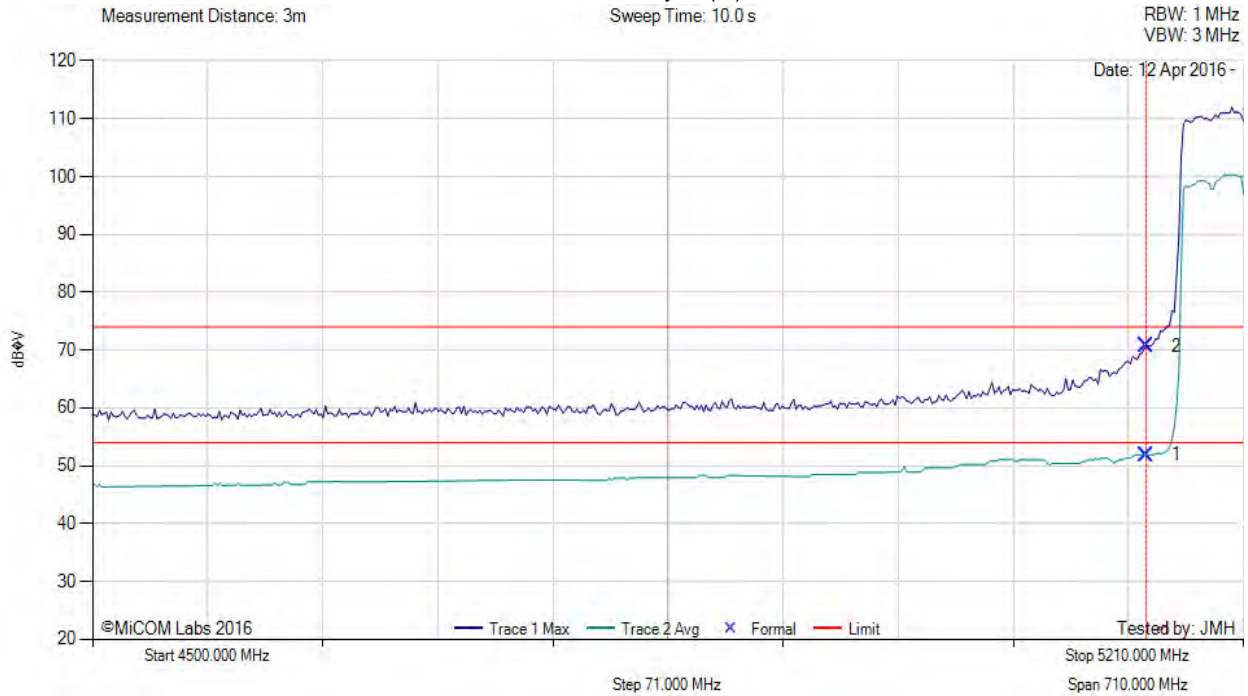


Title: Aruba Networks, Inc. APEX0100, APEX0101
To: FCC CFR 47 Part 15 Subpart E 15.407
Serial #: ARUB190-U5 Rev A
Issue Date: 18th April 2016
Page: 334 of 405

RESTRICTED LOWER BAND-EDGE EMISSIONS



Variant: 802.11ac-80, Test Freq: 5210.00 MHz, Antenna: Aruba Networks ANT-2x2-5314, Power Setting: 42, Duty Cycle (%): 94



Num	Frequency MHz	Raw dBμV	Cable Loss	AF dB	Level dBμV/m	Measurement Type	PoI	Hgt cm	Azt Deg	Limit dBμV/m	Margin dB	Pass /Fail
1	5150.00	14.11	3.67	34.11	51.89	Max Avg	Horizontal	153	362	54.0	-2.1	Pass
2	5150.00	32.91	3.67	34.11	70.69	Max Peak	Horizontal	153	362	74.0	-3.3	Pass
3	5150.00	--	--	--	--	Band Edge	--	--	--	--	--	--

Test Notes: EUT on 150cm table powered by AC. ENET connected to laptop outside chamber. Using 6 dB Pad to protect RCVR from fund. +1 dB for external cables. FUND Clipping at pwr levels > 42!

[back to matrix](#)

This test report may be reproduced in full only. The document may only be updated by MiCOM Labs personnel. All changes will be noted in the Document History section of the report.

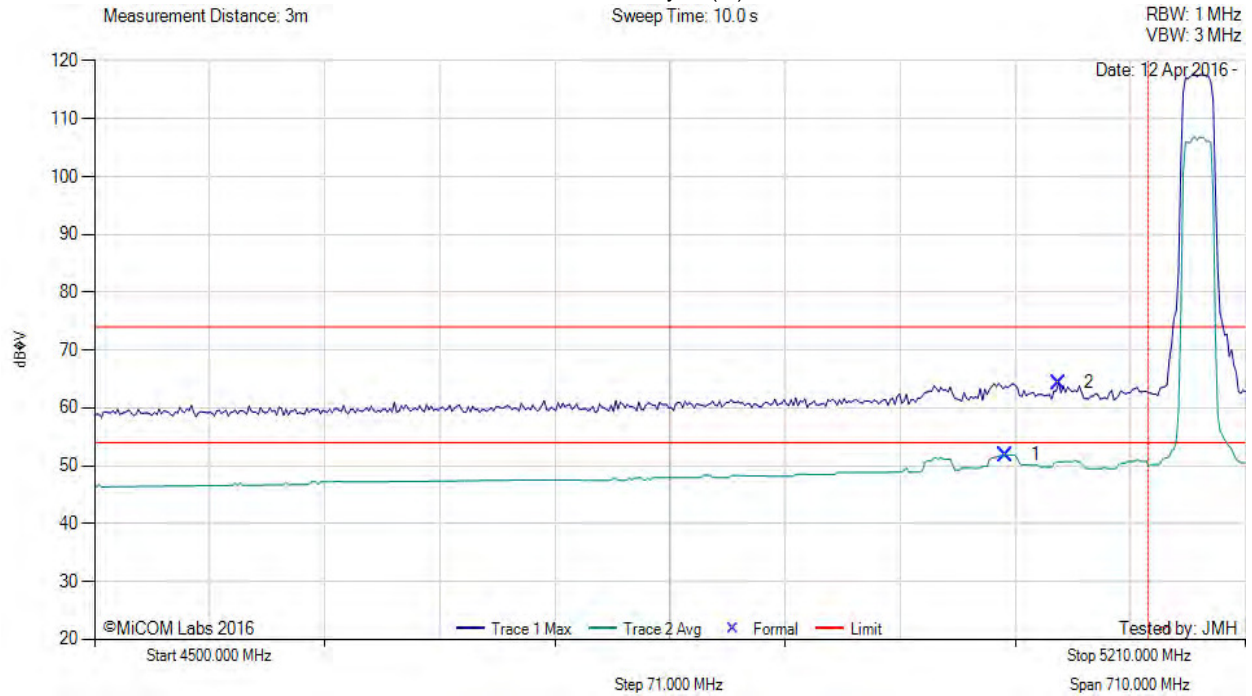


Title: Aruba Networks, Inc. APEX0100, APEX0101
To: FCC CFR 47 Part 15 Subpart E 15.407
Serial #: ARUB190-U5 Rev A
Issue Date: 18th April 2016
Page: 335 of 405

RESTRICTED LOWER BAND-EDGE EMISSIONS



Variant: 802.11n HT-20, Test Freq: 5180.00 MHz, Antenna: Aruba Networks ANT-2x2-5314, Power Setting: 44, Duty Cycle (%): 94



Num	Frequency MHz	Raw dBμV	Cable Loss	AF dB	Level dBμV/m	Measurement Type	Pol	Hgt cm	Azt Deg	Limit dBμV/m	Margin dB	Pass /Fail
1	5062.02	14.05	3.65	34.19	51.89	Max Avg	Horizontal	153	362	54.0	-2.1	Pass
2	5094.75	26.60	3.58	34.14	64.32	Max Peak	Horizontal	153	362	74.0	-9.7	Pass
3	5150.00	--	--	--	--	Band Edge	--	--	--	--	--	--

Test Notes: EUT on 150cm table powered by AC. ENET connected to laptop outside chamber. Using 6 dB Pad to protect RCVR from fund. +1 dB for external cables.FUND Clipping at pwr levels > 44!

[back to matrix](#)

This test report may be reproduced in full only. The document may only be updated by MiCOM Labs personnel. All changes will be noted in the Document History section of the report.

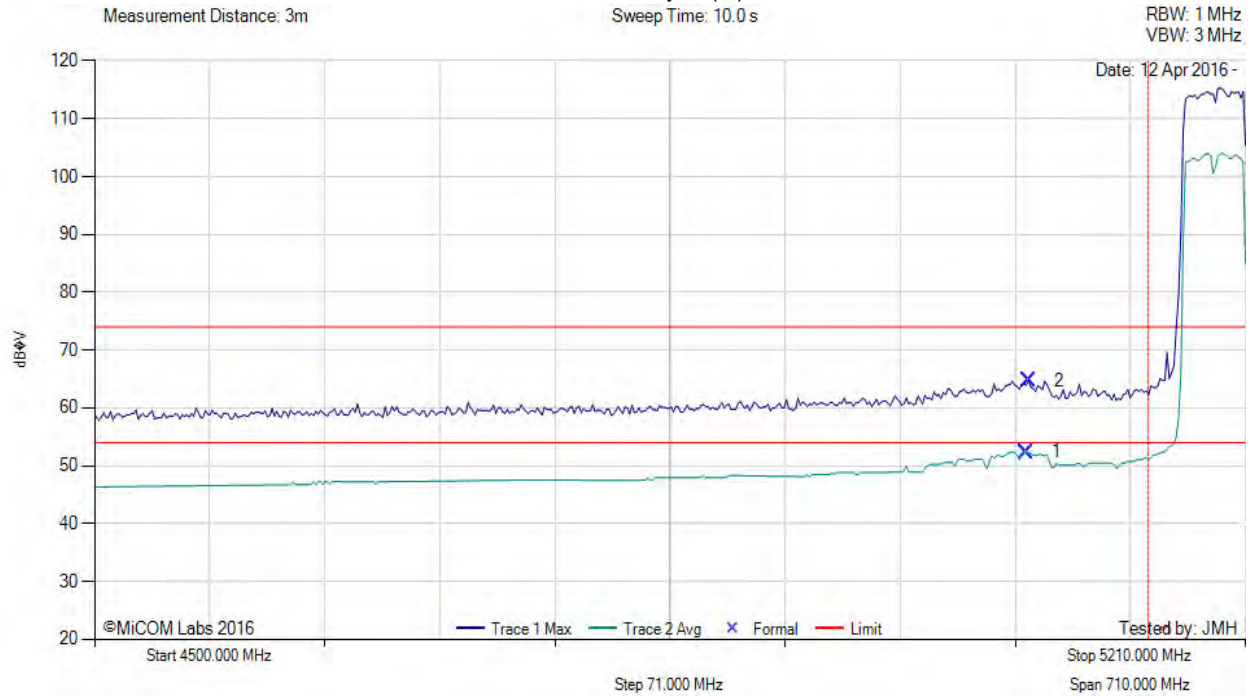


Title: Aruba Networks, Inc. APEX0100, APEX0101
To: FCC CFR 47 Part 15 Subpart E 15.407
Serial #: ARUB190-U5 Rev A
Issue Date: 18th April 2016
Page: 336 of 405

RESTRICTED LOWER BAND-EDGE EMISSIONS



Variant: 802.11n HT-40, Test Freq: 5190.00 MHz, Antenna: Aruba Networks ANT-2x2-5314, Power Setting: 42, Duty Cycle (%): 94



Num	Frequency MHz	Raw dBμV	Cable Loss	AF dB	Level dBμV/m	Measurement Type	PoI	Hgt cm	Azt Deg	Limit dBμV/m	Margin dB	Pass /Fail
1	5074.83	14.55	3.62	34.17	52.34	Max Avg	Horizontal	153	362	54.0	-1.7	Pass
2	5076.25	26.88	3.62	34.17	64.67	Max Peak	Horizontal	153	362	74.0	-9.3	Pass
3	5150.00	--	--	--	--	Band Edge	--	--	--	--	--	--

Test Notes: EUT on 150cm table powered by AC. ENET connected to laptop outside chamber. Using 6 dB Pad to protect RCVR from fund. +1 dB for external cables. FUND Clipping at pwr levels > 44!

[back to matrix](#)

This test report may be reproduced in full only. The document may only be updated by MiCOM Labs personnel. All changes will be noted in the Document History section of the report.

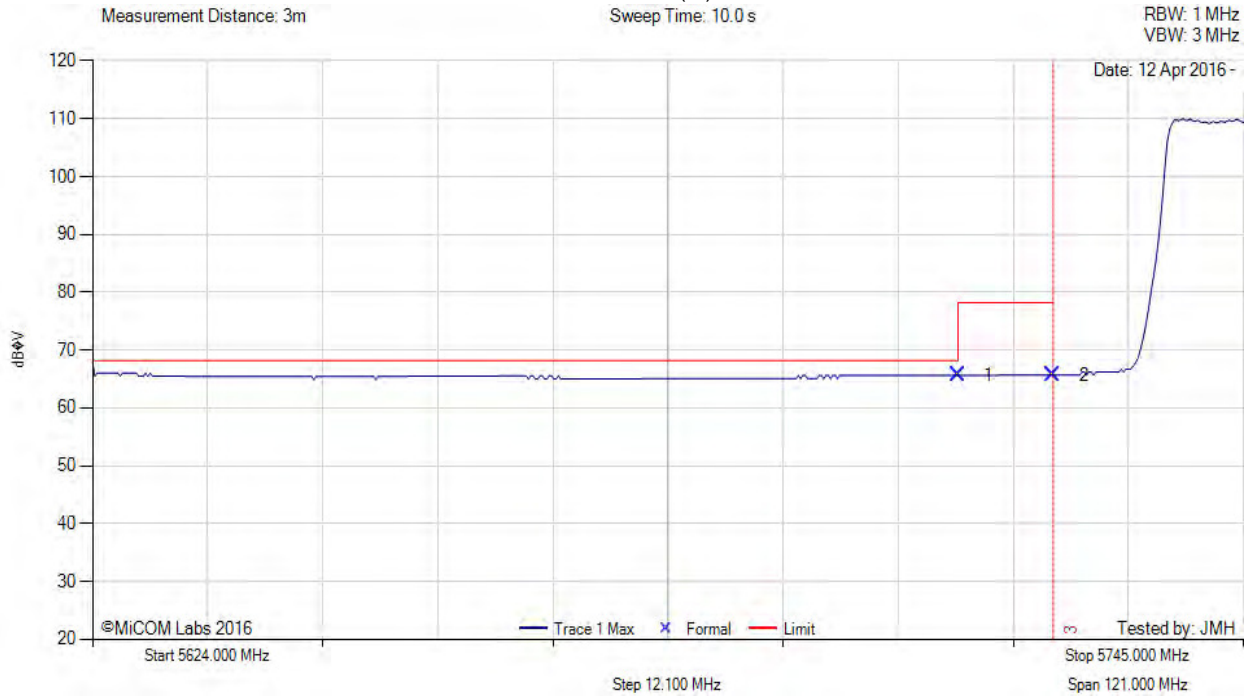


Title: Aruba Networks, Inc. APEX0100, APEX0101
To: FCC CFR 47 Part 15 Subpart E 15.407
Serial #: ARUB190-U5 Rev A
Issue Date: 18th April 2016
Page: 337 of 405

5725 MHz RADIATED BAND-EDGE EMISSIONS



Variant: 802.11a, Test Freq: 5745.00 MHz, Antenna: Aruba Networks ANT-2x2-5314, Power Setting: 63, Duty Cycle (%): 94



Num	Frequency MHz	Raw dBµV	Cable Loss	AF dB	Level dBµV/m	Measurement Type	Pol	Hgt cm	Azt Deg	Limit dBµV/m	Margin dB	Pass /Fail
1	5715.00	27.50	3.81	34.34	65.65	Max Avg	Horizontal	169	362	68.2	-2.6	Pass
2	5725.00	27.53	3.79	34.35	65.67	Max Avg	Horizontal	169	362	78.2	-12.6	Pass
3	5725.00	--	--	--	--	Band Edge	--	--	--	--	--	--

Test Notes: EUT on 150cm table powered by AC. ENET connected to laptop outside chamber. Using 12 dB Pad to protect RCVR from fund. +1 dB for external cables. Max Cond Pwr - Ant Gain over 6 dBi

[back to matrix](#)

This test report may be reproduced in full only. The document may only be updated by MiCOM Labs personnel. All changes will be noted in the Document History section of the report.

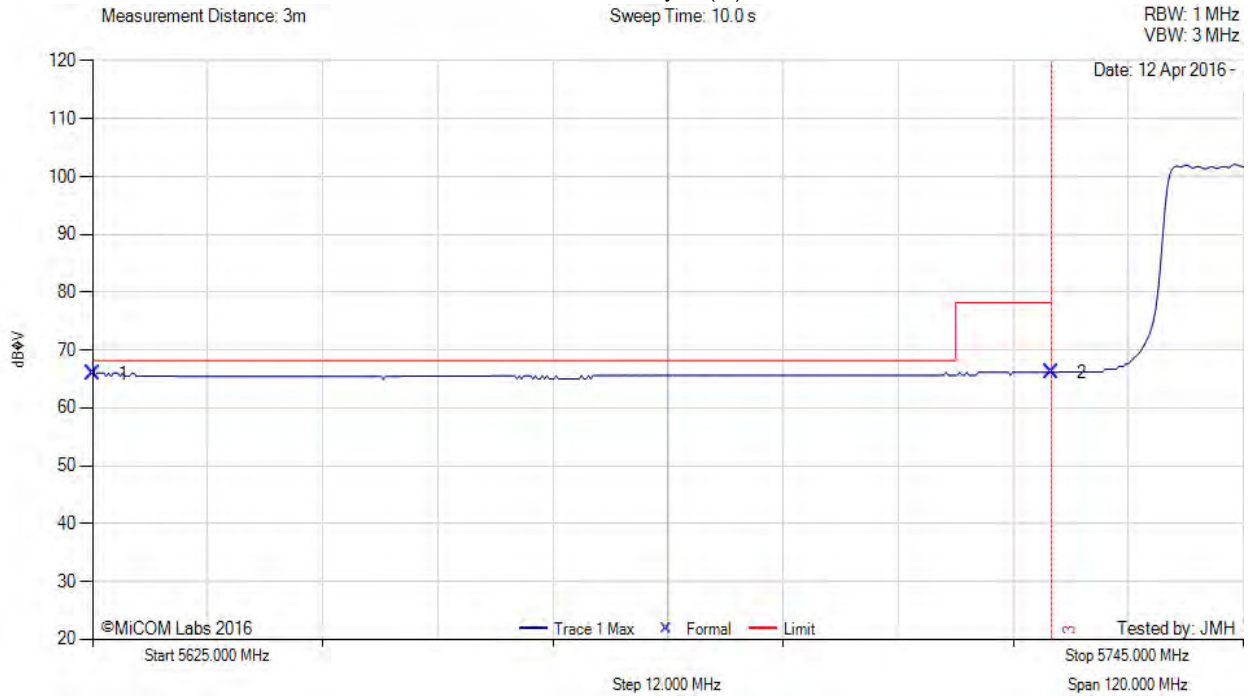


Title: Aruba Networks, Inc. APEX0100, APEX0101
To: FCC CFR 47 Part 15 Subpart E 15.407
Serial #: ARUB190-U5 Rev A
Issue Date: 18th April 2016
Page: 338 of 405

5725 MHz RADIATED BAND-EDGE EMISSIONS



Variant: 802.11ac-80, Test Freq: 5775.00 MHz, Antenna: Aruba Networks ANT-2x2-5314, Power Setting: 62, Duty Cycle (%): 94



Num	Frequency MHz	Raw dBµV	Cable Loss	AF dB	Level dBµV/m	Measurement Type	Pol	Hgt cm	Azt Deg	Limit dBµV/m	Margin dB	Pass /Fail
1	5625.00	27.89	3.76	34.21	65.86	Max Avg	Horizontal	169	362	68.2	-2.4	Pass
2	5725.00	28.06	3.79	34.35	66.20	Max Avg	Horizontal	169	362	78.2	-12.0	Pass
3	5725.00	--	--	--	--	Band Edge	--	--	--	--	--	--

Test Notes: EUT on 150cm table powered by AC. ENET connected to laptop outside chamber. Using 10 dB Pad to protect RCVR from fund. +1 dB for external cables. Max Cond Pwr - Ant Gain over 6 dBi

[back to matrix](#)

This test report may be reproduced in full only. The document may only be updated by MiCOM Labs personnel. All changes will be noted in the Document History section of the report.

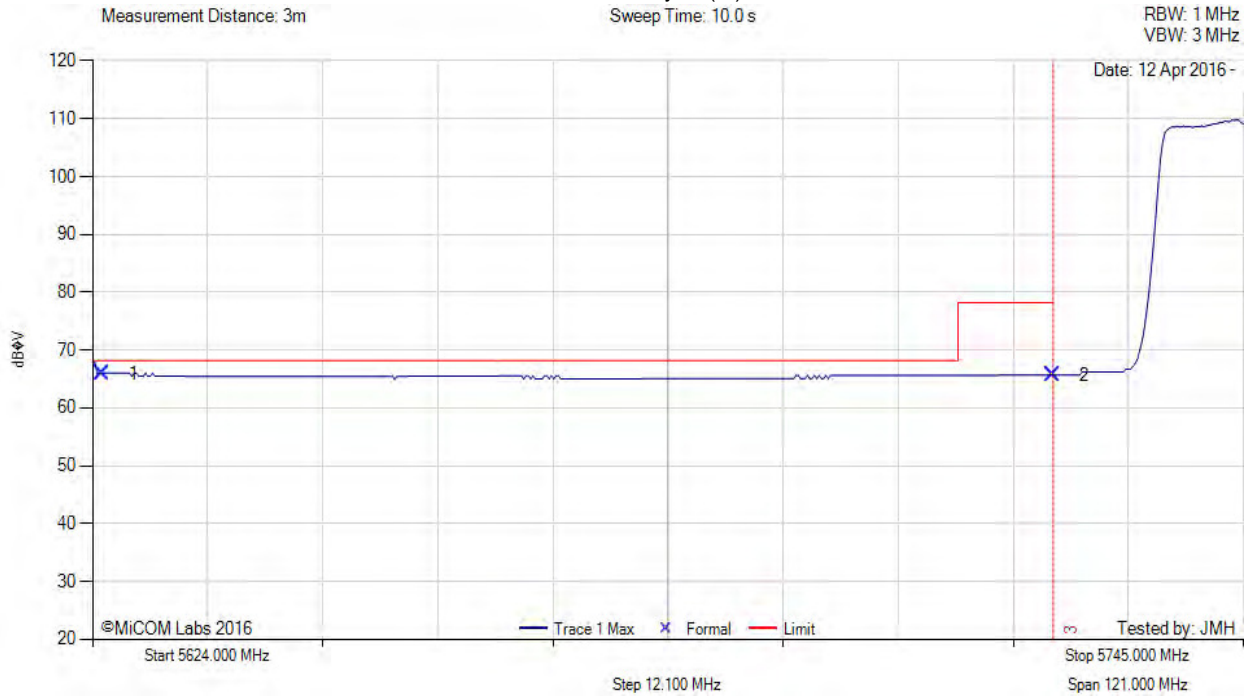


Title: Aruba Networks, Inc. APEX0100, APEX0101
To: FCC CFR 47 Part 15 Subpart E 15.407
Serial #: ARUB190-U5 Rev A
Issue Date: 18th April 2016
Page: 339 of 405

5725 MHz RADIATED BAND-EDGE EMISSIONS



Variant: 802.11n HT-20, Test Freq: 5745.00 MHz, Antenna: Aruba Networks ANT-2x2-5314, Power Setting: 63, Duty Cycle (%): 94



Num	Frequency MHz	Raw dBµV	Cable Loss	AF dB	Level dBµV/m	Measurement Type	Pol	Hgt cm	Azt Deg	Limit dBµV/m	Margin dB	Pass /Fail
1	5625.07	27.89	3.76	34.21	65.86	Max Avg	Horizontal	169	362	68.2	-2.4	Pass
2	5725.00	27.53	3.79	34.35	65.67	Max Avg	Horizontal	169	362	78.2	-12.6	Pass
3	5725.00	--	--	--	--	Band Edge	--	--	--	--	--	--

Test Notes: EUT on 150cm table powered by AC. ENET connected to laptop outside chamber. Using 10 dB Pad to protect RCVR from fund. +1 dB for external cables. Max Cond Pwr - Ant Gain over 6 dBi

[back to matrix](#)

This test report may be reproduced in full only. The document may only be updated by MiCOM Labs personnel. All changes will be noted in the Document History section of the report.

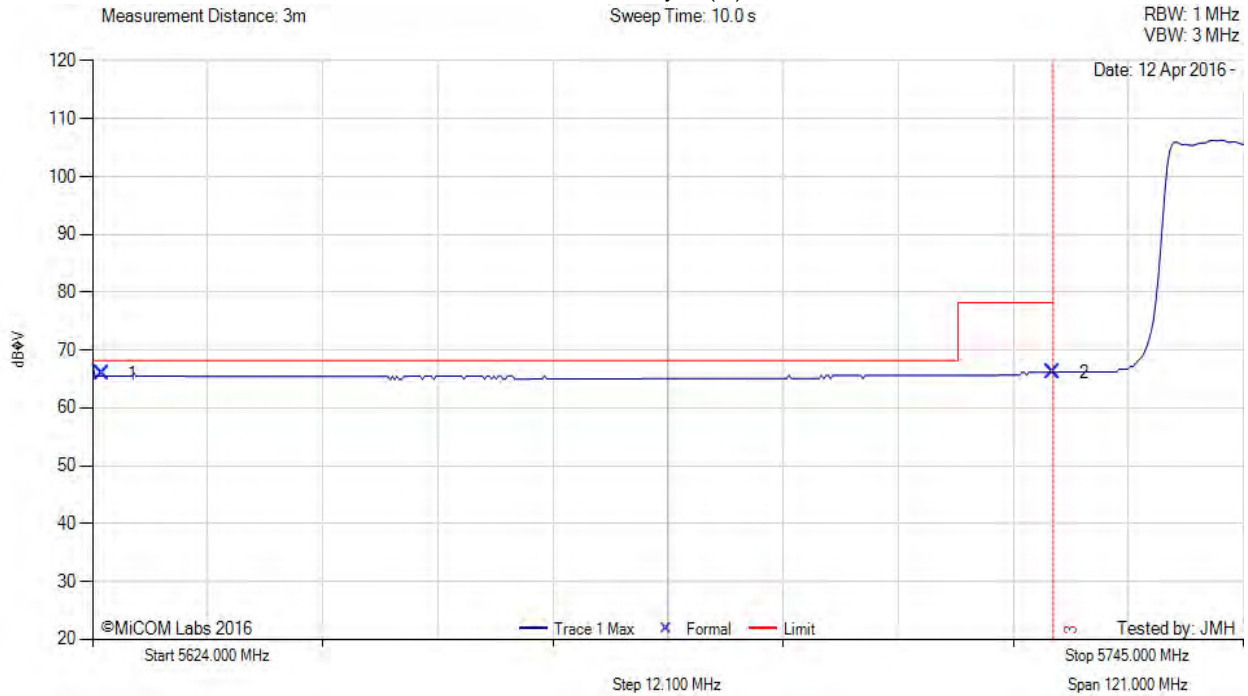


Title: Aruba Networks, Inc. APEX0100, APEX0101
To: FCC CFR 47 Part 15 Subpart E 15.407
Serial #: ARUB190-U5 Rev A
Issue Date: 18th April 2016
Page: 340 of 405

5725 MHz RADIATED BAND-EDGE EMISSIONS



Variant: 802.11n HT-40, Test Freq: 5755.00 MHz, Antenna: Aruba Networks ANT-2x2-5314, Power Setting: 63, Duty Cycle (%): 94



Num	Frequency MHz	Raw dBµV	Cable Loss	AF dB	Level dBµV/m	Measurement Type	Pol	Hgt cm	Azt Deg	Limit dBµV/m	Margin dB	Pass /Fail
1	5625.00	27.90	3.76	34.20	65.86	Max Avg	Horizontal	169	362	68.2	-2.4	Pass
2	5725.00	28.06	3.79	34.35	66.20	Max Avg	Horizontal	169	362	78.2	-12.0	Pass
3	5725.00	--	--	--	--	Band Edge	--	--	--	--	--	--

Test Notes: EUT on 150cm table powered by AC. ENET connected to laptop outside chamber. Using 10 dB Pad to protect RCVR from fund. +1 dB for external cables. Max Cond Pwr - Ant Gain over 6 dBi

[back to matrix](#)

This test report may be reproduced in full only. The document may only be updated by MiCOM Labs personnel. All changes will be noted in the Document History section of the report.

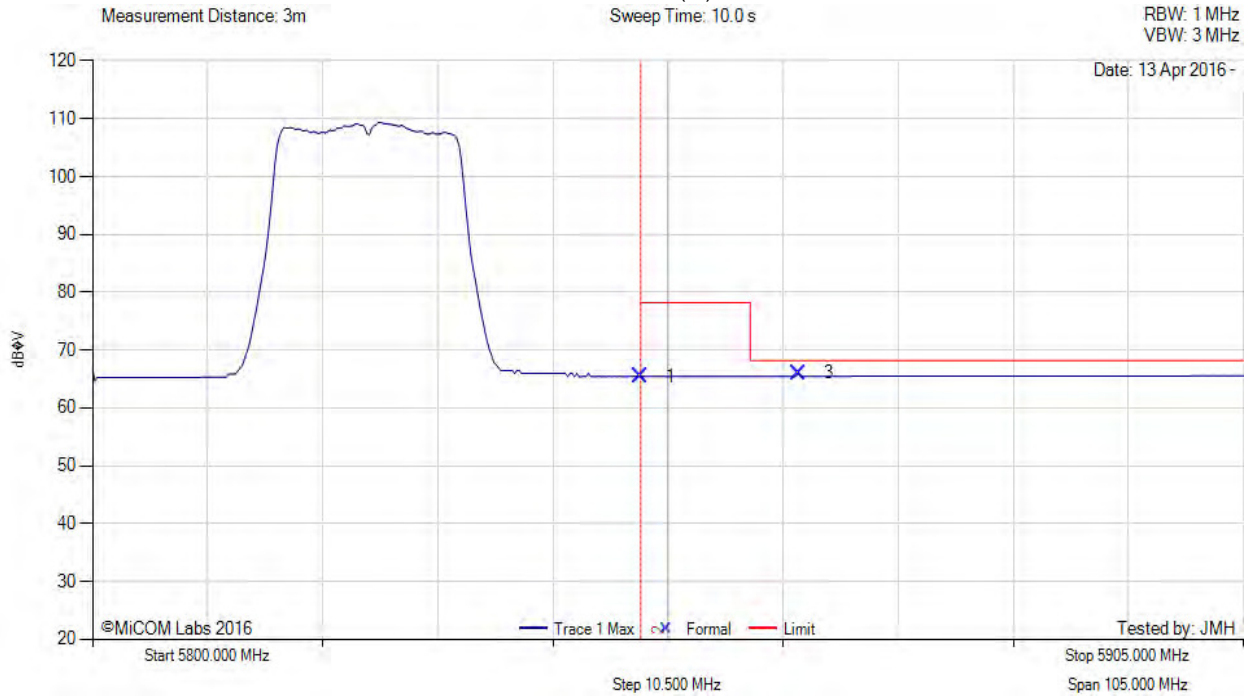


Title: Aruba Networks, Inc. APEX0100, APEX0101
To: FCC CFR 47 Part 15 Subpart E 15.407
Serial #: ARUB190-U5 Rev A
Issue Date: 18th April 2016
Page: 341 of 405

5850 MHz RADIATED BAND-EDGE EMISSIONS



Variant: 802.11a, Test Freq: 5825.00 MHz, Antenna: Aruba Networks ANT-2x2-5314, Power Setting: 63, Duty Cycle (%): 94



Num	Frequency MHz	Raw dBµV	Cable Loss	AF dB	Level dBµV/m	Measurement Type	Pol	Hgt cm	Azt Deg	Limit dBµV/m	Margin dB	Pass /Fail
1	5850.00	26.99	3.81	34.63	65.43	Max Avg	Horizontal	167	361	78.2	-12.8	Pass
3	5864.42	27.53	3.84	34.66	66.03	Max Avg	Horizontal	167	361	68.2	-2.2	Pass
2	5850.00	--	--	--	--	Band Edge	--	--	--	--	--	--

Test Notes: EUT on 150cm table powered by AC. ENET connected to laptop outside chamber. Using 10 dB Pad to protect RCVR from fund. +1 dB for external cables. Max Cond Pwr - Ant Gain over 6 dBi

[back to matrix](#)

This test report may be reproduced in full only. The document may only be updated by MiCOM Labs personnel. All changes will be noted in the Document History section of the report.

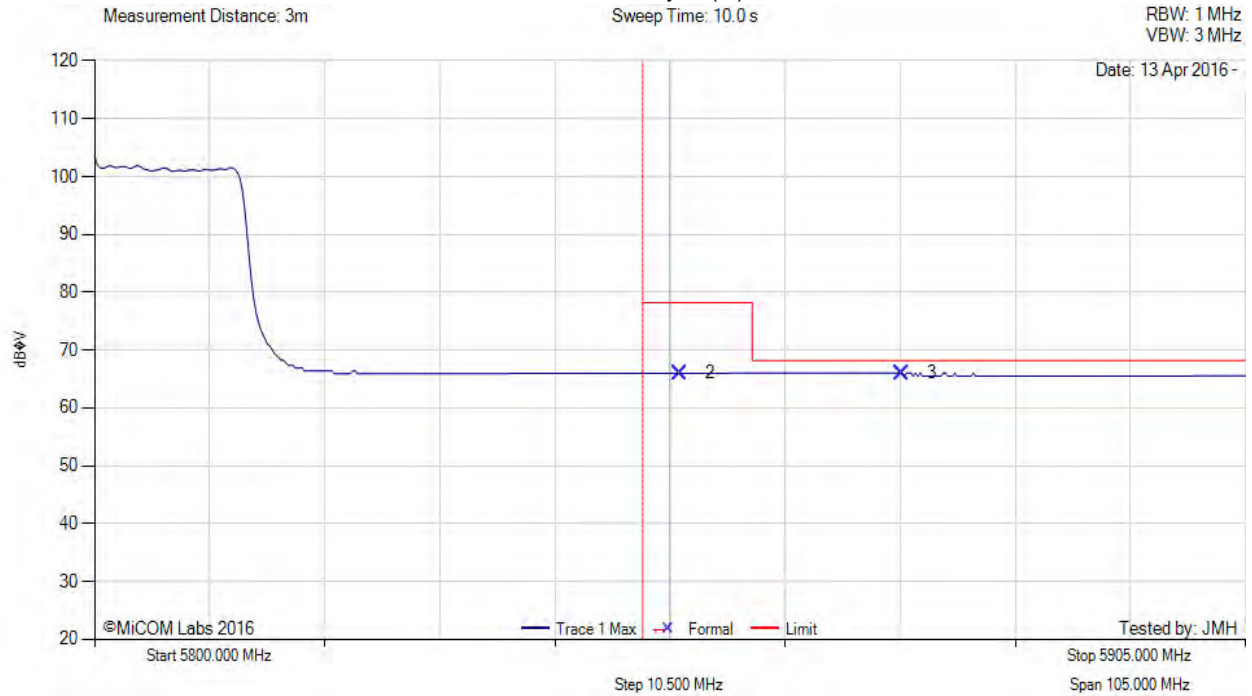


Title: Aruba Networks, Inc. APEX0100, APEX0101
To: FCC CFR 47 Part 15 Subpart E 15.407
Serial #: ARUB190-U5 Rev A
Issue Date: 18th April 2016
Page: 342 of 405

5850 MHz RADIATED BAND-EDGE EMISSIONS



Variant: 802.11ac-80, Test Freq: 5775.00 MHz, Antenna: Aruba Networks ANT-2x2-5314, Power Setting: 62, Duty Cycle (%): 94



Num	Frequency MHz	Raw dBµV	Cable Loss	AF dB	Level dBµV/m	Measurement Type	Pol	Hgt cm	Azt Deg	Limit dBµV/m	Margin dB	Pass /Fail
2	5853.37	27.56	3.82	34.63	66.01	Max Avg	Horizontal	167	361	78.2	-12.2	Pass
3	5873.65	27.56	3.80	34.69	66.05	Max Avg	Horizontal	167	361	68.2	-2.2	Pass
1	5850.00	--	--	--	--	Band Edge	--	--	--	--	--	--

Test Notes: EUT on 150cm table powered by AC. ENET connected to laptop outside chamber. Using 10 dB Pad to protect RCVR from fund. +1 dB for external cables. Max Cond Pwr - Ant Gain over 6 dBi

[back to matrix](#)

This test report may be reproduced in full only. The document may only be updated by MiCOM Labs personnel. All changes will be noted in the Document History section of the report.

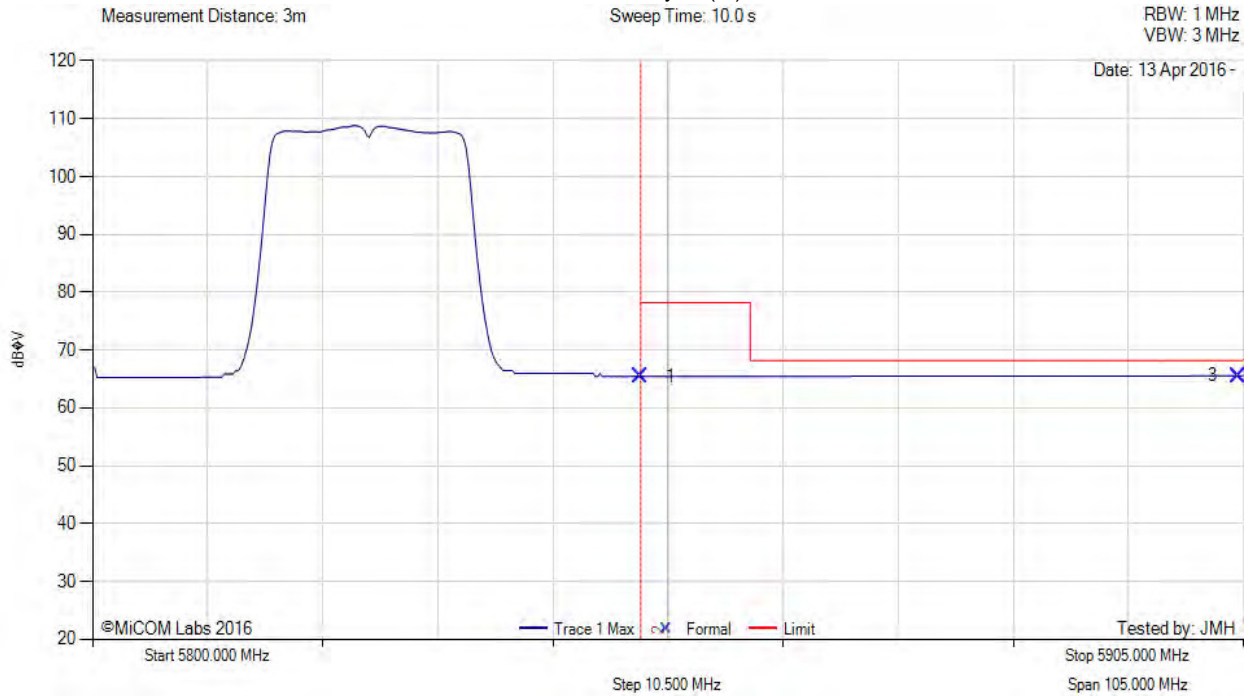


Title: Aruba Networks, Inc. APEX0100, APEX0101
To: FCC CFR 47 Part 15 Subpart E 15.407
Serial #: ARUB190-U5 Rev A
Issue Date: 18th April 2016
Page: 343 of 405

5850 MHz RADIATED BAND-EDGE EMISSIONS



Variant: 802.11n HT-20, Test Freq: 5825.00 MHz, Antenna: Aruba Networks ANT-2x2-5314, Power Setting: 63, Duty Cycle (%): 94



Num	Frequency MHz	Raw dBµV	Cable Loss	AF dB	Level dBµV/m	Measurement Type	Pol	Hgt cm	Azt Deg	Limit dBµV/m	Margin dB	Pass /Fail
1	5850.00	26.99	3.81	34.63	65.43	Max Avg	Horizontal	167	361	78.2	-12.8	Pass
3	5904.58	26.95	3.82	34.78	65.55	Max Avg	Horizontal	167	361	68.2	-2.7	Pass
2	5850.00	--	--	--	--	Band Edge	--	--	--	--	--	--

Test Notes: EUT on 150cm table powered by AC. ENET connected to laptop outside chamber. Using 10 dB Pad to protect RCVR from fund. +1 dB for external cables. Max Cond Pwr - Ant Gain over 6 dBi

[back to matrix](#)

This test report may be reproduced in full only. The document may only be updated by MiCOM Labs personnel. All changes will be noted in the Document History section of the report.

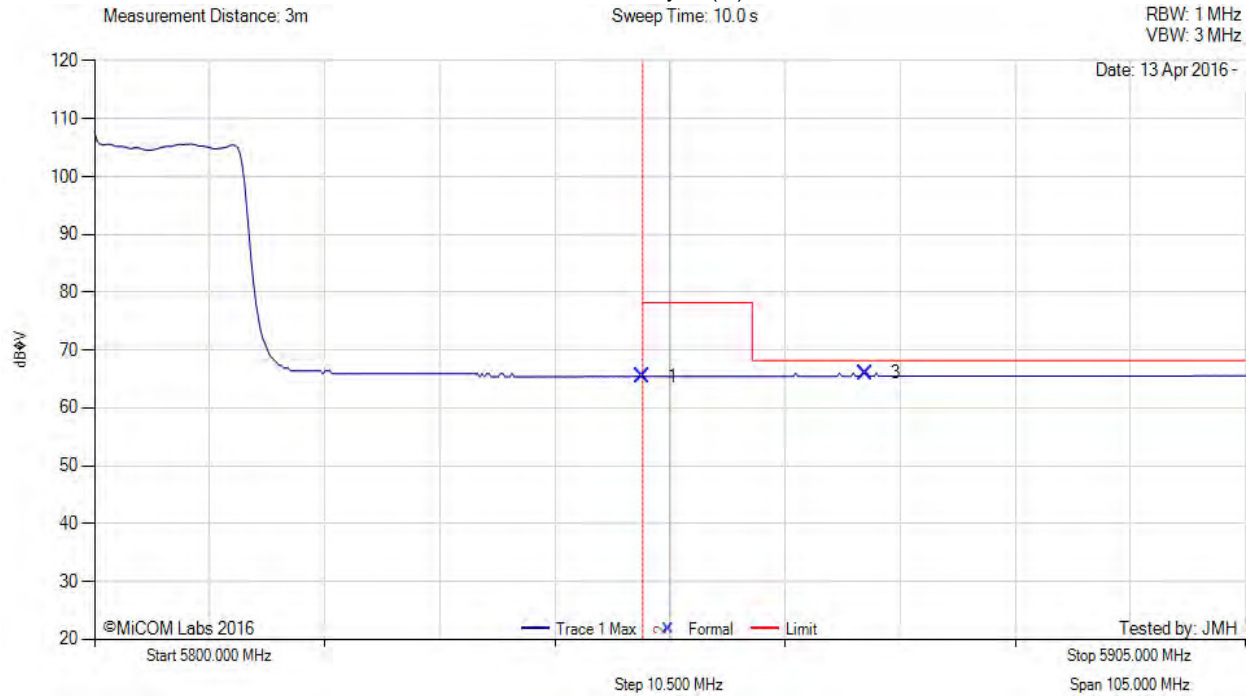


Title: Aruba Networks, Inc. APEX0100, APEX0101
To: FCC CFR 47 Part 15 Subpart E 15.407
Serial #: ARUB190-U5 Rev A
Issue Date: 18th April 2016
Page: 344 of 405

5850 MHz RADIATED BAND-EDGE EMISSIONS



Variant: 802.11n HT-40, Test Freq: 5795.00 MHz, Antenna: Aruba Networks ANT-2x2-5314, Power Setting: 63, Duty Cycle (%): 94



Num	Frequency MHz	Raw dBµV	Cable Loss	AF dB	Level dBµV/m	Measurement Type	Pol	Hgt cm	Azt Deg	Limit dBµV/m	Margin dB	Pass /Fail
1	5850.00	26.99	3.81	34.63	65.43	Max Avg	Horizontal	167	361	78.2	-12.8	Pass
3	5870.31	27.55	3.81	34.68	66.04	Max Avg	Horizontal	167	361	68.2	-2.2	Pass
2	5850.00	--	--	--	--	Band Edge	--	--	--	--	--	--

Test Notes: EUT on 150cm table powered by AC. ENET connected to laptop outside chamber. Using 10 dB Pad to protect RCVR from fund. +1 dB for external cables. Max Cond Pwr - Ant Gain over 6 dBi

[back to matrix](#)

This test report may be reproduced in full only. The document may only be updated by MiCOM Labs personnel. All changes will be noted in the Document History section of the report.



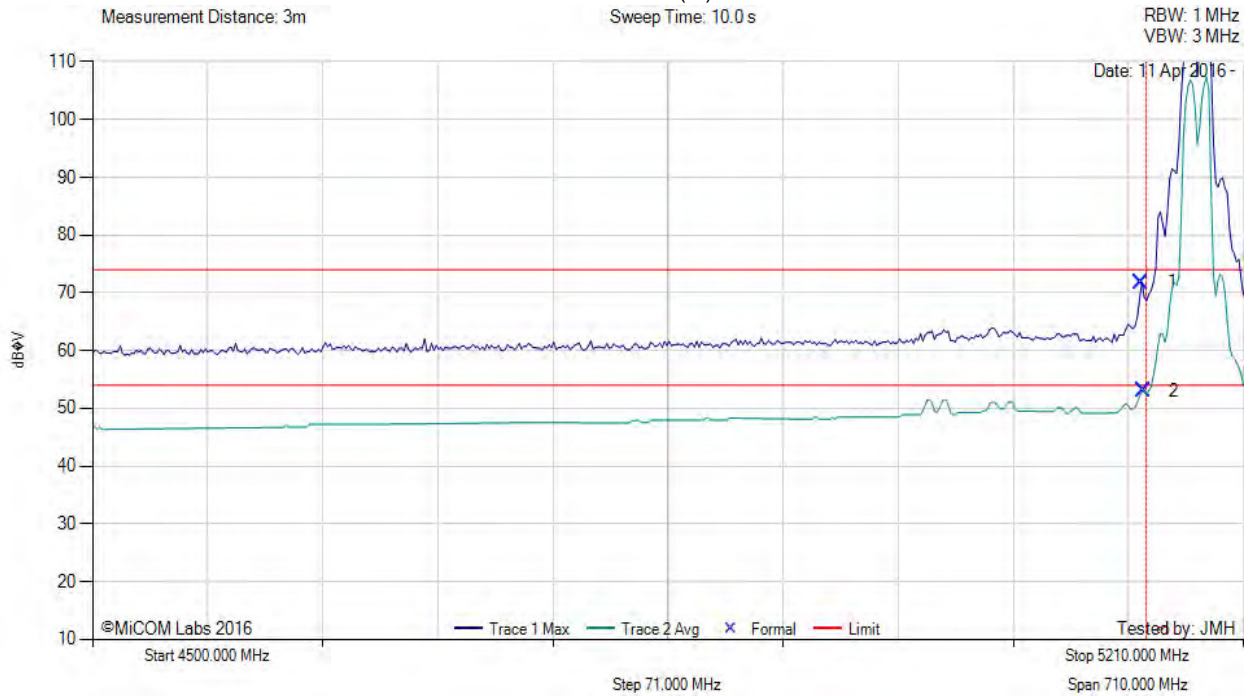
Title: Aruba Networks, Inc. APEX0100, APEX0101
To: FCC CFR 47 Part 15 Subpart E 15.407
Serial #: ARUB190-U5 Rev A
Issue Date: 18th April 2016
Page: 345 of 405

A.3.2.8. Aruba Networks ANT-2x2-D607



RESTRICTED LOWER BAND-EDGE EMISSIONS

Variant: 802.11a, Test Freq: 5180.00 MHz, Antenna: Aruba Networks ANT-2x2-D607, Power Setting: 94, Duty Cycle (%): 94



Num	Frequency MHz	Raw dBµV	Cable Loss	AF dB	Level dBµV/m	Measurement Type	Pol	Hgt cm	Azt Deg	Limit dBµV/m	Margin dB	Pass /Fail
1	5147.15	34.08	3.68	34.11	71.87	Max Peak	Vertical	189	-2	74.0	-2.1	Pass
2	5148.58	15.30	3.67	34.11	53.08	Max Avg	Vertical	189	-2	54.0	-0.9	Pass
3	5150.00	--	--	--	--	Band Edge	--	--	--	--	--	--

Test Notes: EUT on 150cm table powered by AC. ENET connected to laptop outside chamber. using 6 dB pad to protect RCVR from fund.

[back to matrix](#)

This test report may be reproduced in full only. The document may only be updated by MiCOM Labs personnel. All changes will be noted in the Document History section of the report.

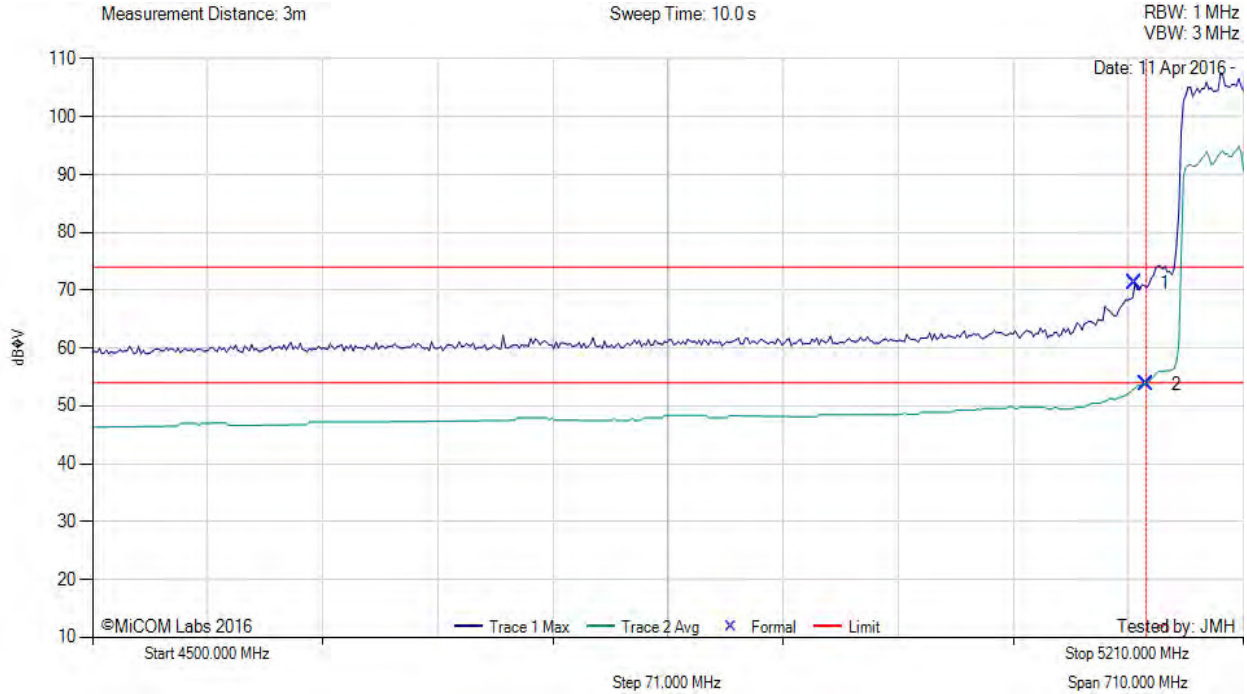


Title: Aruba Networks, Inc. APEX0100, APEX0101
To: FCC CFR 47 Part 15 Subpart E 15.407
Serial #: ARUB190-U5 Rev A
Issue Date: 18th April 2016
Page: 346 of 405

RESTRICTED LOWER BAND-EDGE EMISSIONS



Variant: 802.11ac-80, Test Freq: 5210.00 MHz, Antenna: Aruba Networks ANT-2x2-D607, Power Setting: 83, Duty Cycle (%): 94



Num	Frequency MHz	Raw dBμV	Cable Loss	AF dB	Level dBμV/m	Measurement Type	Pol	Hgt cm	Azt Deg	Limit dBμV/m	Margin dB	Pass /Fail
1	5142.89	33.35	3.70	34.12	71.17	Max Peak	Vertical	189	-2	74.0	-2.8	Pass
2	5150.00	15.95	3.67	34.11	53.73	Max Avg	Vertical	189	-2	54.0	-0.3	Pass
3	5150.00	--	--	--	--	Band Edge	--	--	--	--	--	--

Test Notes: EUT on 150cm table powered by AC. ENET connected to laptop outside chamber. using 6 dB pad to protect RCVR from fund. Power reduced to meet band edge limit.

[back to matrix](#)

This test report may be reproduced in full only. The document may only be updated by MiCOM Labs personnel. All changes will be noted in the Document History section of the report.

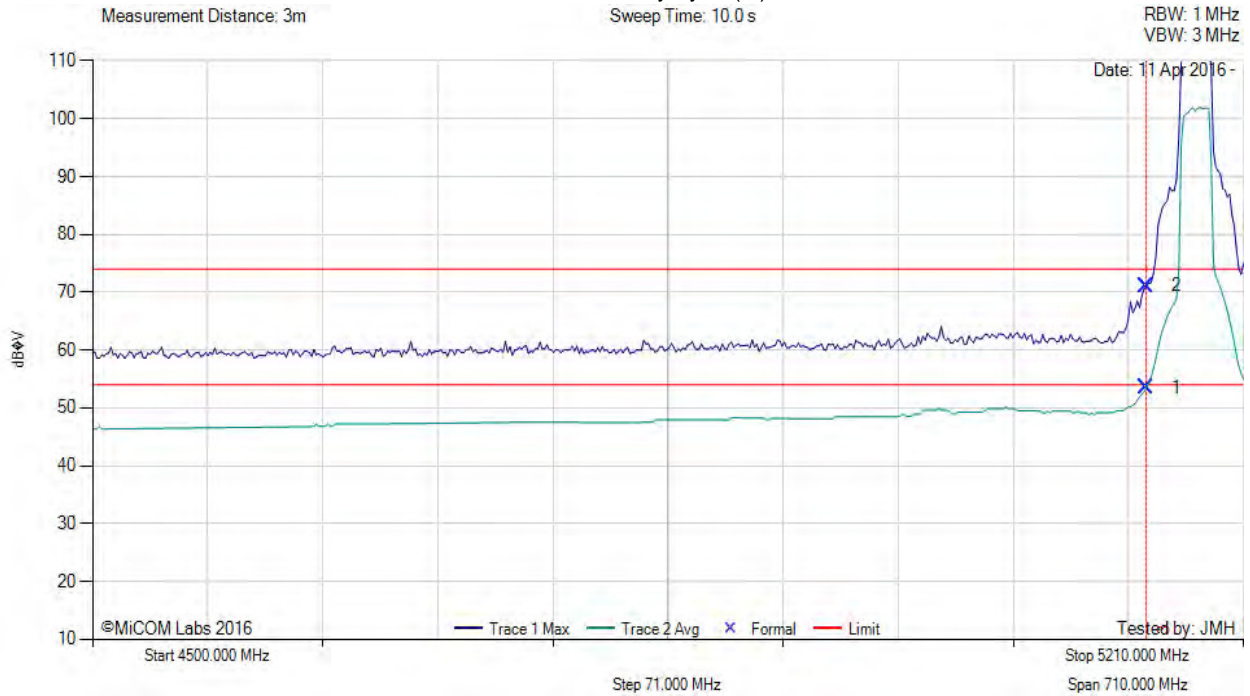


Title: Aruba Networks, Inc. APEX0100, APEX0101
To: FCC CFR 47 Part 15 Subpart E 15.407
Serial #: ARUB190-U5 Rev A
Issue Date: 18th April 2016
Page: 347 of 405

RESTRICTED LOWER BAND-EDGE EMISSIONS



Variant: 802.11n HT-20, Test Freq: 5180.00 MHz, Antenna: Aruba Networks ANT-2x2-D607, Power Setting: 93,
 Duty Cycle (%): 94



Num	Frequency MHz	Raw dBµV	Cable Loss	AF dB	Level dBµV/m	Measurement Type	Pol	Hgt cm	Azt Deg	Limit dBµV/m	Margin dB	Pass /Fail
1	5150.00	15.74	3.67	34.11	53.52	Max Avg	Vertical	189	-2	54.0	-0.5	Pass
2	5150.00	33.34	3.67	34.11	71.12	Max Peak	Vertical	189	-2	74.0	-2.9	Pass
3	5150.00	--	--	--	--	Band Edge	--	--	--	--	--	--

Test Notes: EUT on 150cm table powered by AC. ENET connected to laptop outside chamber. using 6 dB pad to protect RCVR from fund. Power reduced to meet band edge limit.

[back to matrix](#)

This test report may be reproduced in full only. The document may only be updated by MiCOM Labs personnel. All changes will be noted in the Document History section of the report.

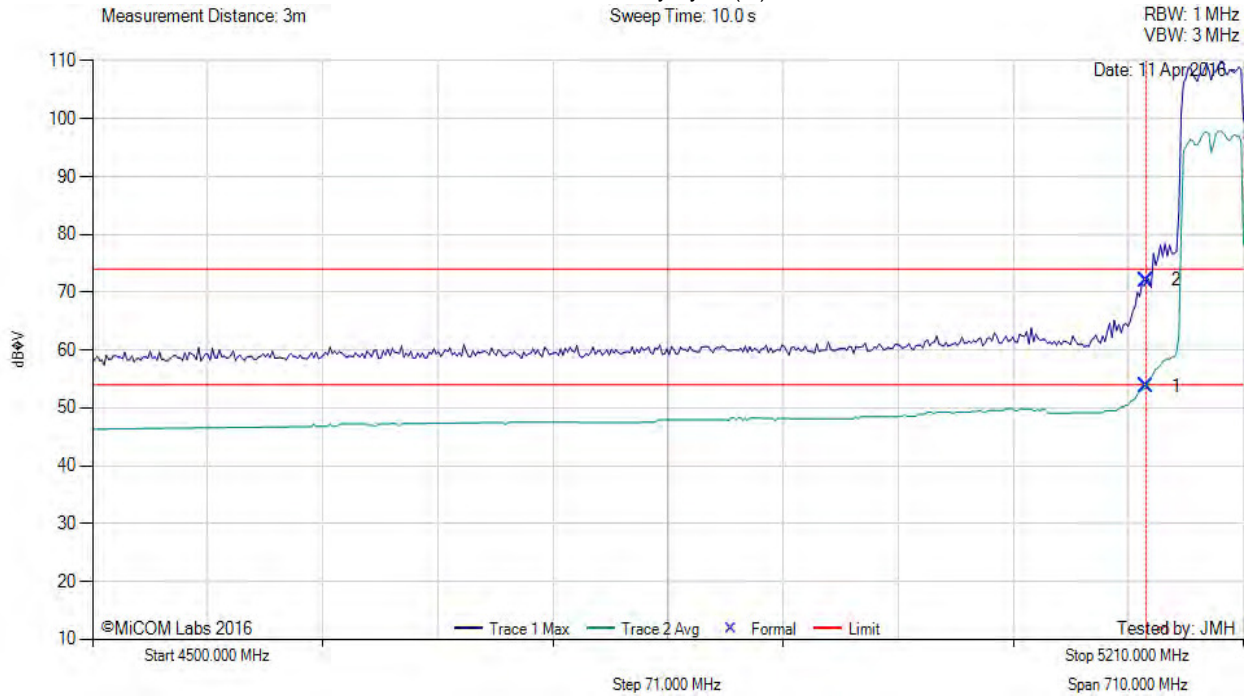


Title: Aruba Networks, Inc. APEX0100, APEX0101
To: FCC CFR 47 Part 15 Subpart E 15.407
Serial #: ARUB190-U5 Rev A
Issue Date: 18th April 2016
Page: 348 of 405

RESTRICTED LOWER BAND-EDGE EMISSIONS



Variant: 802.11n HT-40, Test Freq: 5190.00 MHz, Antenna: Aruba Networks ANT-2x2-D607, Power Setting: 84,
 Duty Cycle (%): 94



Num	Frequency MHz	Raw dBμV	Cable Loss	AF dB	Level dBμV/m	Measurement Type	Pol	Hgt cm	Azt Deg	Limit dBμV/m	Margin dB	Pass /Fail
1	5150.00	15.95	3.67	34.11	53.73	Max Avg	Vertical	189	-2	54.0	-0.3	Pass
2	5150.00	34.29	3.67	34.11	72.07	Max Peak	Vertical	189	-2	74.0	-1.9	Pass
3	5150.00	--	--	--	--	Band Edge	--	--	--	--	--	--

Test Notes: EUT on 150cm table powered by AC. ENET connected to laptop outside chamber. using 6 dB pad to protect RCVR from fund. Power reduced to meet band edge limit.

[back to matrix](#)

This test report may be reproduced in full only. The document may only be updated by MiCOM Labs personnel. All changes will be noted in the Document History section of the report.

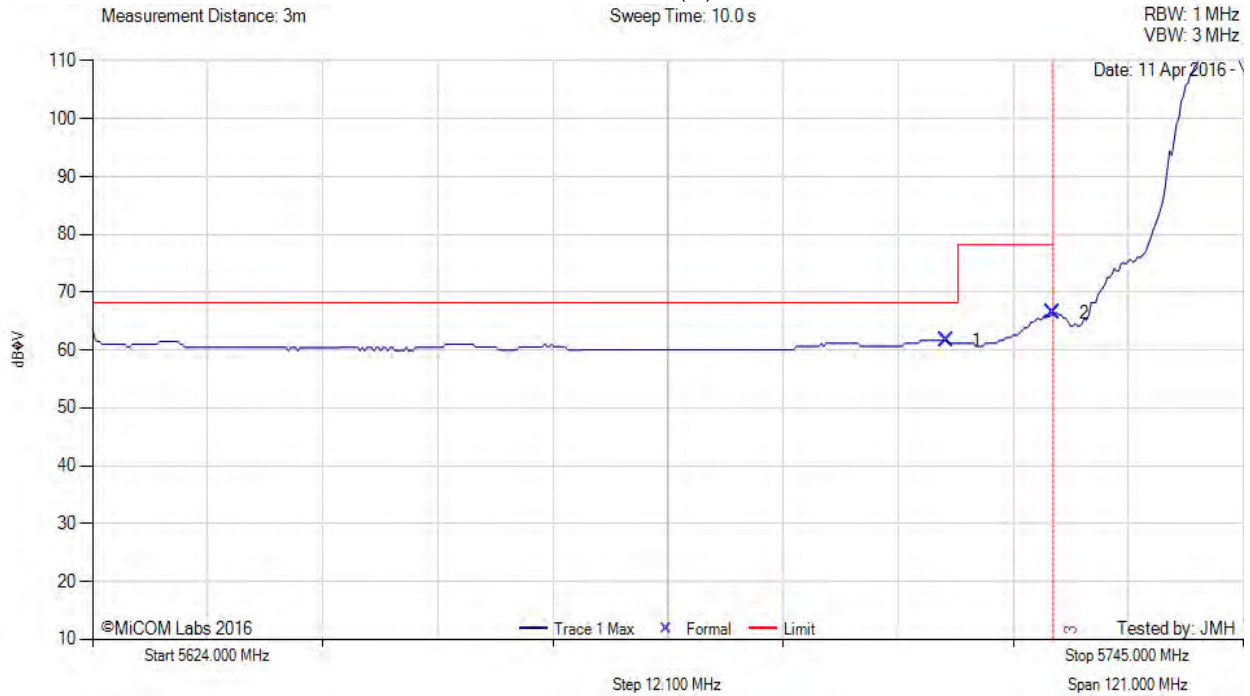


Title: Aruba Networks, Inc. APEX0100, APEX0101
To: FCC CFR 47 Part 15 Subpart E 15.407
Serial #: ARUB190-U5 Rev A
Issue Date: 18th April 2016
Page: 349 of 405

5725 MHz RADIATED BAND-EDGE EMISSIONS



Variant: 802.11a, Test Freq: 5745.00 MHz, Antenna: Aruba Networks ANT-2x2-D607, Power Setting: 95, Duty Cycle (%): 94



Num	Frequency MHz	Raw dBμV	Cable Loss	AF dB	Level dBμV/m	Measurement Type	Pol	Hgt cm	Azt Deg	Limit dBμV/m	Margin dB	Pass /Fail
1	5713.79	23.51	3.82	34.34	61.67	Max Avg	Vertical	176	-1	68.2	-6.6	Pass
2	5725.00	28.27	3.79	34.35	66.41	Max Avg	Vertical	176	-1	78.2	-11.8	Pass
3	5725.00	--	--	--	--	Band Edge	--	--	--	--	--	--

Test Notes: EUT on 150cm table powered by AC. ENET connected to laptop outside chamber. using 6 dB pad to protect RCVR from fund.

[back to matrix](#)

This test report may be reproduced in full only. The document may only be updated by MiCOM Labs personnel. All changes will be noted in the Document History section of the report.

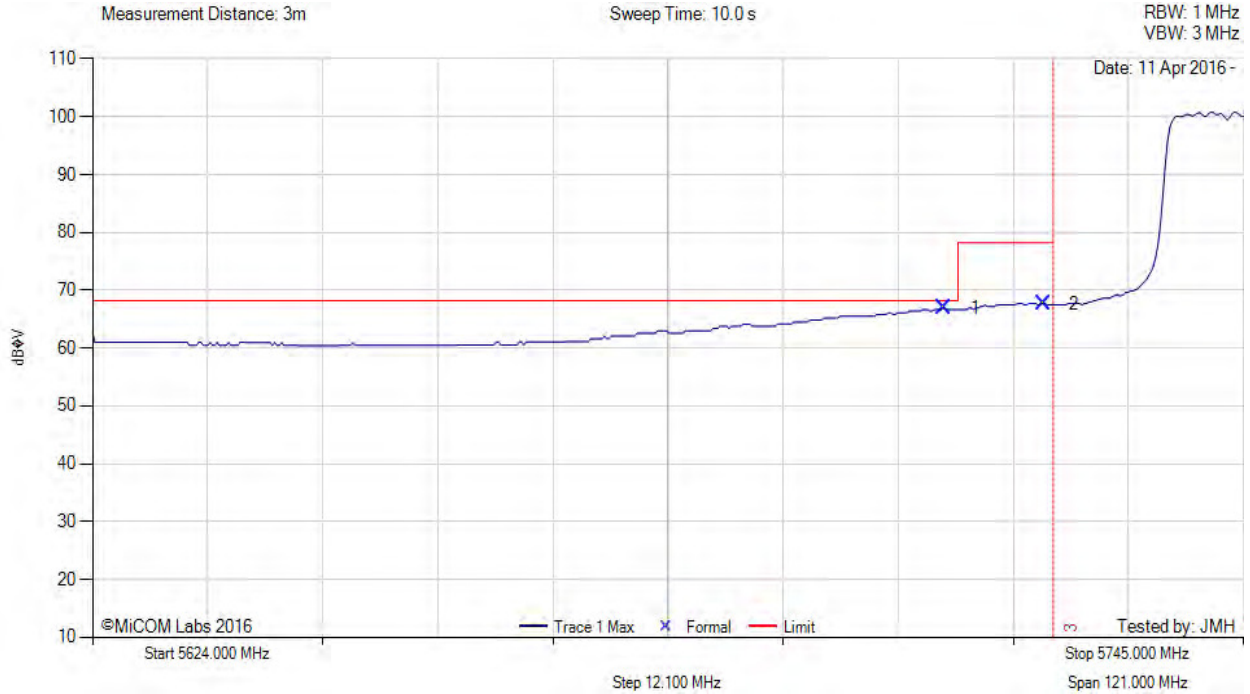


Title: Aruba Networks, Inc. APEX0100, APEX0101
To: FCC CFR 47 Part 15 Subpart E 15.407
Serial #: ARUB190-U5 Rev A
Issue Date: 18th April 2016
Page: 350 of 405

5725 MHz RADIATED BAND-EDGE EMISSIONS



Variant: 802.11ac-80, Test Freq: 5775.00 MHz, Antenna: Aruba Networks ANT-2x2-D607, Power Setting: 94, Duty Cycle (%): 94



Num	Frequency MHz	Raw dBμV	Cable Loss	AF dB	Level dBμV/m	Measurement Type	Pol	Hgt cm	Azt Deg	Limit dBμV/m	Margin dB	Pass /Fail
1	5713.55	28.78	3.82	34.34	66.94	Max Avg	Vertical	176	-1	68.2	-1.3	Pass
2	5724.03	29.57	3.79	34.35	67.71	Max Avg	Vertical	176	-1	78.2	-10.5	Pass
3	5725.00	--	--	--	--	Band Edge	--	--	--	--	--	--

Test Notes: EUT on 150cm table powered by AC. ENET connected to laptop outside chamber. Using 6 dB pad to protect RCVR from fund.

[back to matrix](#)

This test report may be reproduced in full only. The document may only be updated by MiCOM Labs personnel. All changes will be noted in the Document History section of the report.

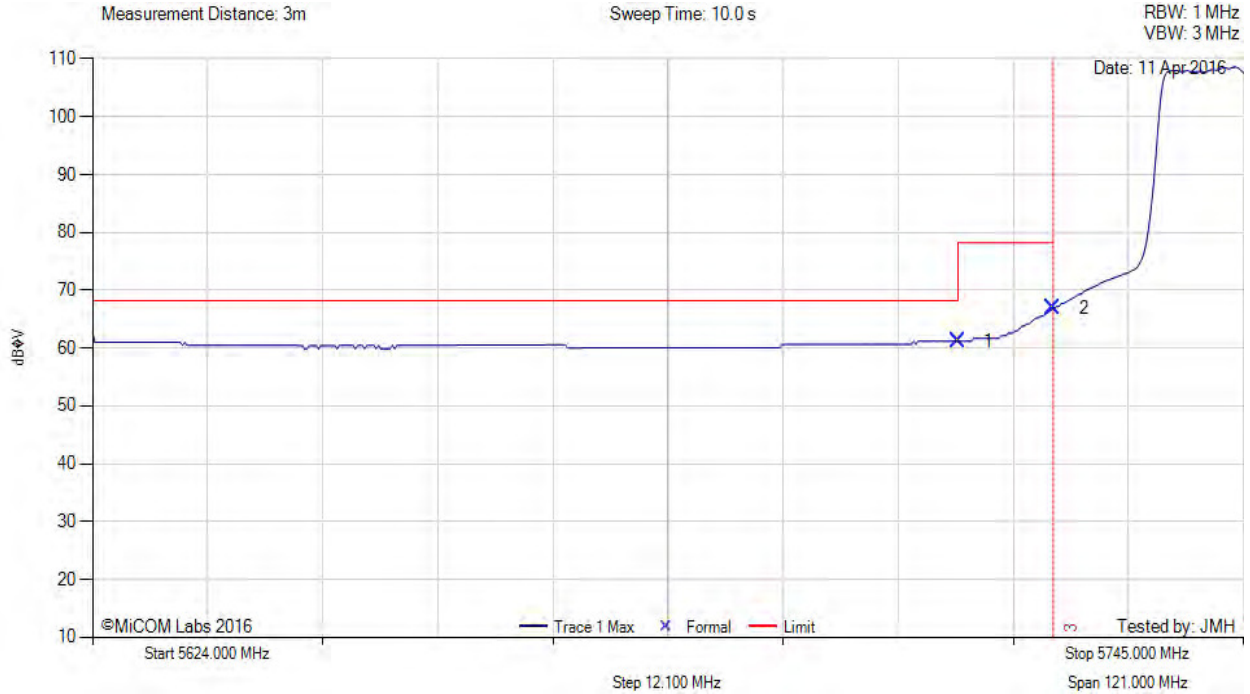


Title: Aruba Networks, Inc. APEX0100, APEX0101
To: FCC CFR 47 Part 15 Subpart E 15.407
Serial #: ARUB190-U5 Rev A
Issue Date: 18th April 2016
Page: 351 of 405

5725 MHz RADIATED BAND-EDGE EMISSIONS



Variant: 802.11n HT-20, Test Freq: 5745.00 MHz, Antenna: Aruba Networks ANT-2x2-D607, Power Setting: 95,
 Duty Cycle (%): 94



Num	Frequency MHz	Raw dBµV	Cable Loss	AF dB	Level dBµV/m	Measurement Type	Pol	Hgt cm	Azt Deg	Limit dBµV/m	Margin dB	Pass /Fail
1	5715.00	23.03	3.81	34.34	61.18	Max Avg	Vertical	176	-1	68.2	-7.1	Pass
2	5725.00	28.82	3.79	34.35	66.96	Max Avg	Vertical	176	-1	78.2	-11.3	Pass
3	5725.00	--	--	--	--	Band Edge	--	--	--	--	--	--

Test Notes: EUT on 150cm table powered by AC. ENET connected to laptop outside chamber. using 6 dB pad to protect RCVR from fund.

[back to matrix](#)

This test report may be reproduced in full only. The document may only be updated by MiCOM Labs personnel. All changes will be noted in the Document History section of the report.

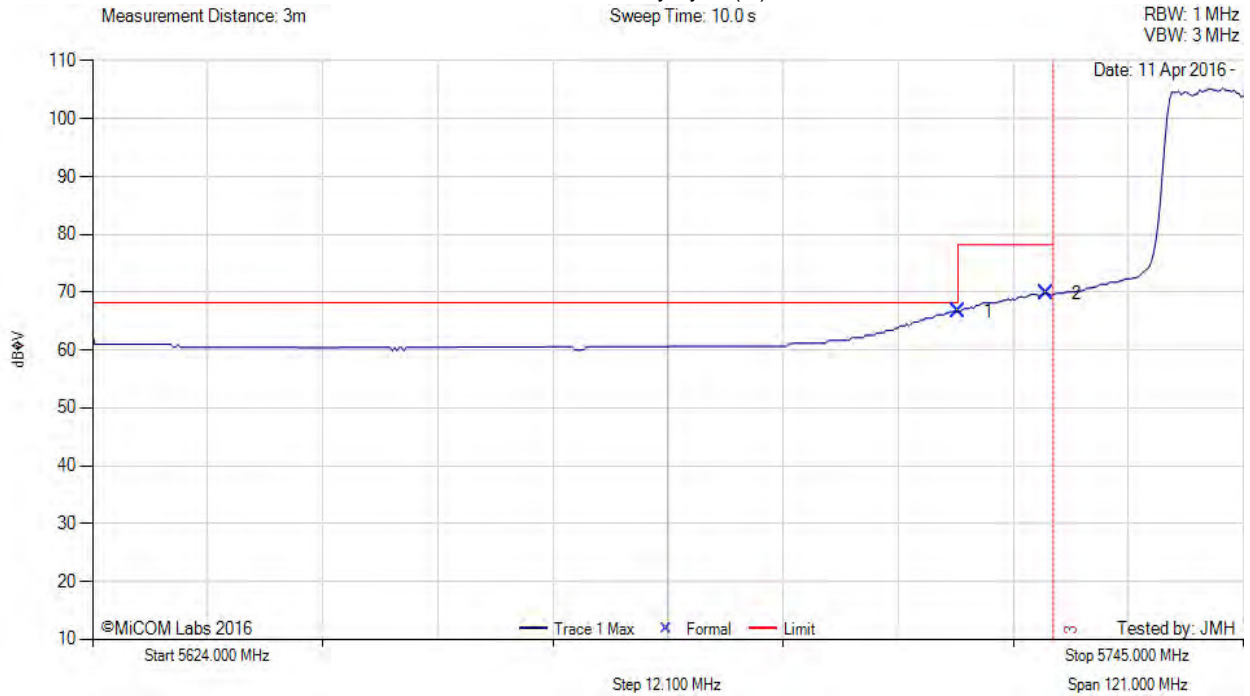


Title: Aruba Networks, Inc. APEX0100, APEX0101
To: FCC CFR 47 Part 15 Subpart E 15.407
Serial #: ARUB190-U5 Rev A
Issue Date: 18th April 2016
Page: 352 of 405

5725 MHz RADIATED BAND-EDGE EMISSIONS



Variant: 802.11n HT-40, Test Freq: 5755.00 MHz, Antenna: Aruba Networks ANT-2x2-D607, Power Setting: 95,
 Duty Cycle (%): 94



Num	Frequency MHz	Raw dBµV	Cable Loss	AF dB	Level dBµV/m	Measurement Type	Pol	Hgt cm	Azt Deg	Limit dBµV/m	Margin dB	Pass /Fail
1	5715.00	28.52	3.81	34.34	66.67	Max Avg	Vertical	176	-1	68.2	-1.6	Pass
2	5724.27	31.70	3.79	34.35	69.84	Max Avg	Vertical	176	-1	78.2	-8.4	Pass
3	5725.00	--	--	--	--	Band Edge	--	--	--	--	--	--

Test Notes: EUT on 150cm table powered by AC. ENET connected to laptop outside chamber. using 6 dB pad to protect RCVR from fund.

[back to matrix](#)

This test report may be reproduced in full only. The document may only be updated by MiCOM Labs personnel. All changes will be noted in the Document History section of the report.

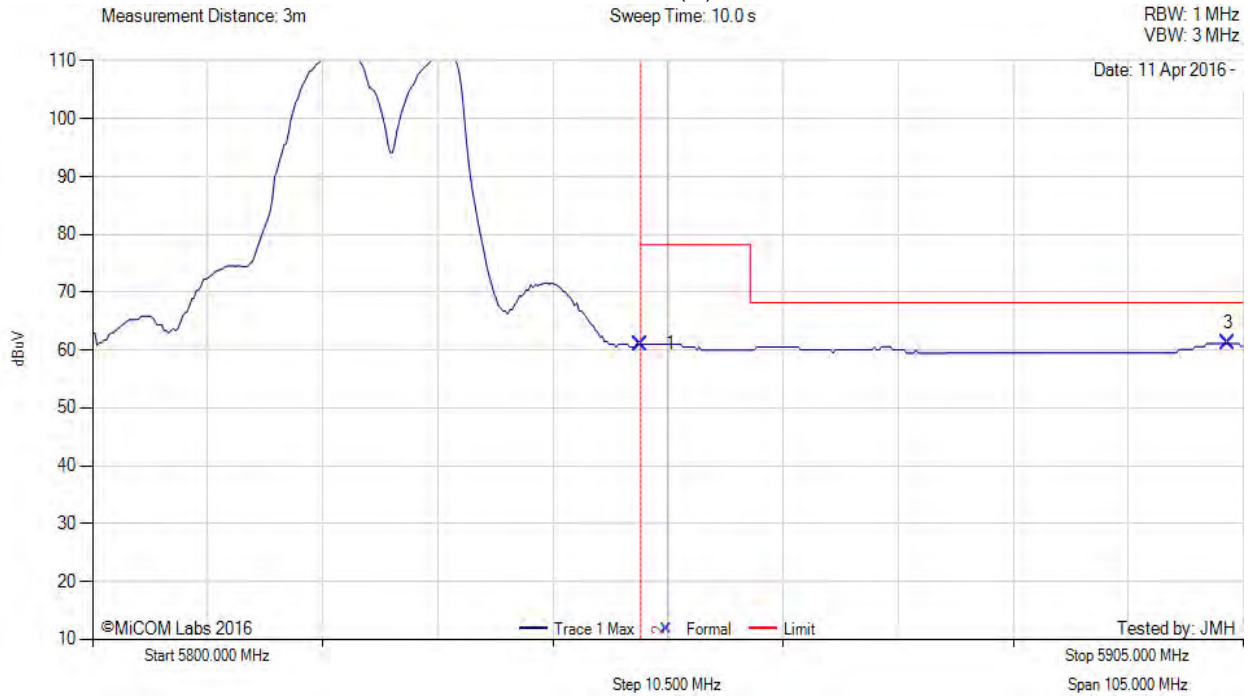


Title: Aruba Networks, Inc. APEX0100, APEX0101
To: FCC CFR 47 Part 15 Subpart E 15.407
Serial #: ARUB190-U5 Rev A
Issue Date: 18th April 2016
Page: 353 of 405

5850 MHz RADIATED BAND-EDGE EMISSIONS



Variant: 802.11a, Test Freq: 5825.00 MHz, Antenna: Aruba Networks ANT-2x2-D607, Power Setting: 95, Duty Cycle (%): 94



Num	Frequency MHz	Raw dBµV	Cable Loss	AF dB	Level dBµV/m	Measurement Type	Pol	Hgt cm	Azt Deg	Limit dBµV/m	Margin dB	Pass /Fail
1	5850.00	22.58	3.81	34.63	61.02	Max Avg	Vertical	181	-2	78.2	-17.2	Pass
3	5903.56	22.54	3.82	34.77	61.13	Max Avg	Vertical	181	-2	78.2	-17.1	Pass
2	5850.00	--	--	--	--	Band Edge	--	--	--	--	--	--

Test Notes: EUT on 150cm table powered by AC. ENET connected to laptop outside chamber. using 6 dB pad to protect RCVR from fund.

[back to matrix](#)

This test report may be reproduced in full only. The document may only be updated by MiCOM Labs personnel. All changes will be noted in the Document History section of the report.

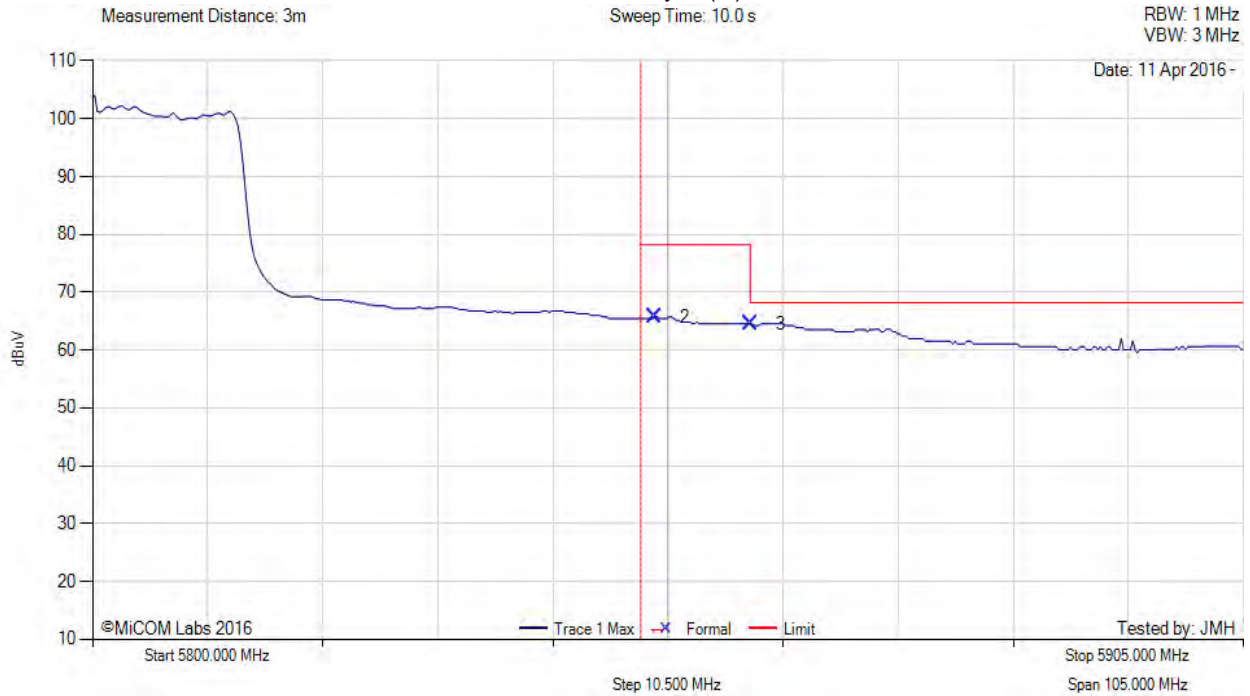


Title: Aruba Networks, Inc. APEX0100, APEX0101
To: FCC CFR 47 Part 15 Subpart E 15.407
Serial #: ARUB190-U5 Rev A
Issue Date: 18th April 2016
Page: 354 of 405

5850 MHz RADIATED BAND-EDGE EMISSIONS



Variant: 802.11ac-80, Test Freq: 5775.00 MHz, Antenna: Aruba Networks ANT-2x2-D607, Power Setting: 94, Duty Cycle (%): 94



Num	Frequency MHz	Raw dBµV	Cable Loss	AF dB	Level dBµV/m	Measurement Type	Pol	Hgt cm	Azt Deg	Limit dBµV/m	Margin dB	Pass /Fail
2	5851.26	27.30	3.81	34.63	65.74	Max Avg	Vertical	181	-2	78.2	-12.5	Pass
3	5860.00	26.06	3.86	34.65	64.57	Max Avg	Vertical	181	-2	78.2	-13.7	Pass
1	5850.00	--	--	--	--	Band Edge	--	--	--	--	--	--

Test Notes: EUT on 150cm table powered by AC. ENET connected to laptop outside chamber. using 6 dB pad to protect RCVR from fund.

[back to matrix](#)

This test report may be reproduced in full only. The document may only be updated by MiCOM Labs personnel. All changes will be noted in the Document History section of the report.



Title: Aruba Networks, Inc. APEX0100, APEX0101
To: FCC CFR 47 Part 15 Subpart E 15.407
Serial #: ARUB190-U5 Rev A
Issue Date: 18th April 2016
Page: 355 of 405

5850 MHz RADIATED BAND-EDGE EMISSIONS



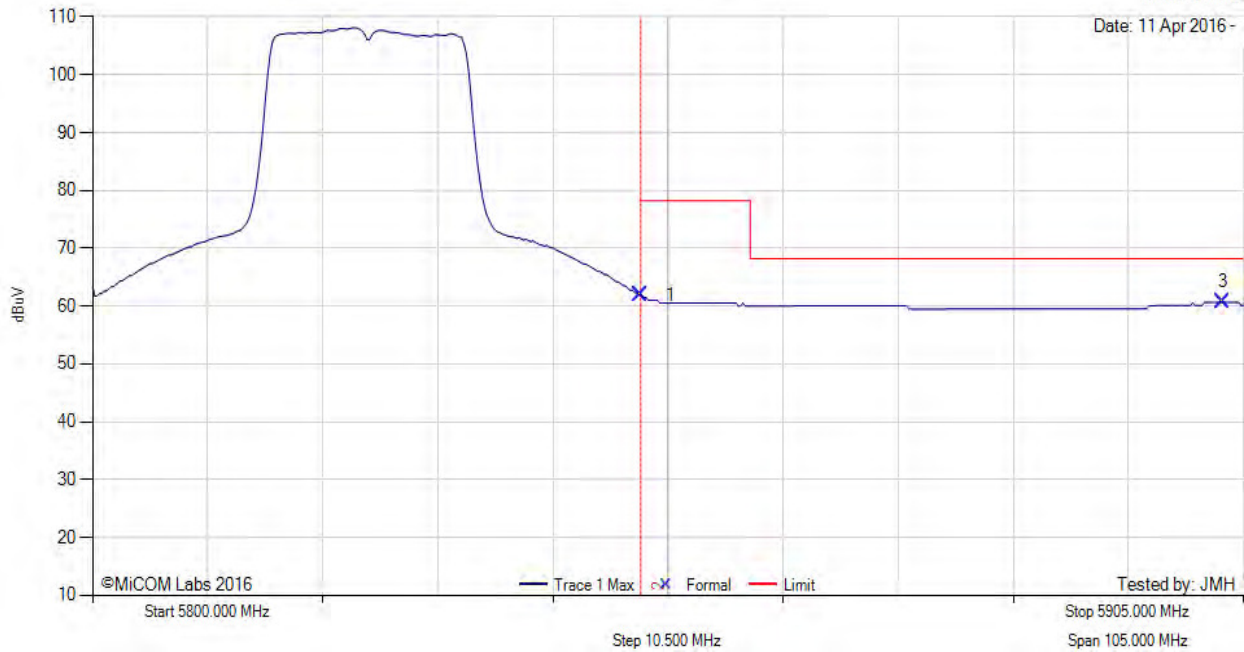
Variant: 802.11n HT-20, Test Freq: 5825.00 MHz, Antenna: Aruba Networks ANT-2x2-D607, Power Setting: 95,
 Duty Cycle (%): 94

Measurement Distance: 3m

Sweep Time: 10.0 s

RBW: 1 MHz
VBW: 3 MHz

Date: 11 Apr 2016 -



Num	Frequency MHz	Raw dBµV	Cable Loss	AF dB	Level dBµV/m	Measurement Type	Pol	Hgt cm	Azt Deg	Limit dBµV/m	Margin dB	Pass /Fail
1	5850.00	23.49	3.81	34.63	61.93	Max Avg	Vertical	181	-2	78.2	-16.3	Pass
3	5903.11	22.04	3.82	34.77	60.63	Max Avg	Vertical	181	-2	78.2	-17.6	Pass
2	5850.00	--	--	--	--	Band Edge	--	--	--	--	--	--

Test Notes: EUT on 150cm table powered by AC. ENET connected to laptop outside chamber. using 6 dB pad to protect RCVR from fund.

[back to matrix](#)

This test report may be reproduced in full only. The document may only be updated by MiCOM Labs personnel. All changes will be noted in the Document History section of the report.

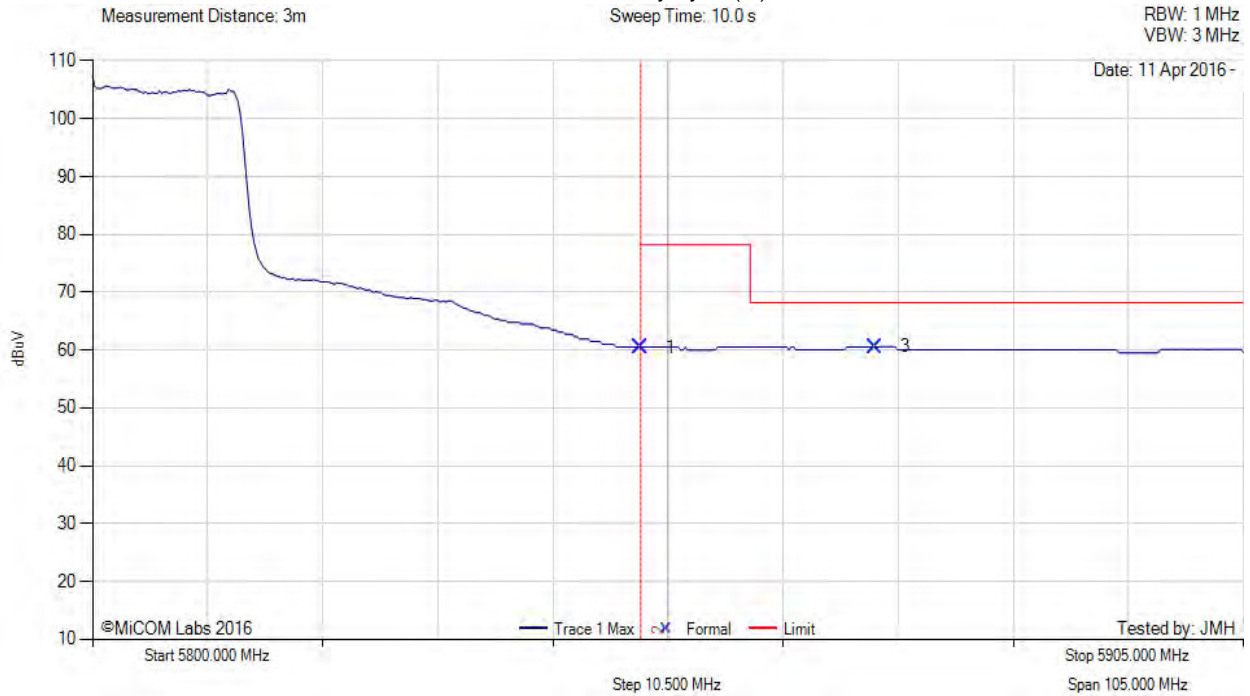


Title: Aruba Networks, Inc. APEX0100, APEX0101
To: FCC CFR 47 Part 15 Subpart E 15.407
Serial #: ARUB190-U5 Rev A
Issue Date: 18th April 2016
Page: 356 of 405

5850 MHz RADIATED BAND-EDGE EMISSIONS



Variant: 802.11n HT-40, Test Freq: 5795.00 MHz, Antenna: Aruba Networks ANT-2x2-D607, Power Setting: 95,
 Duty Cycle (%): 94



Num	Frequency MHz	Raw dBµV	Cable Loss	AF dB	Level dBµV/m	Measurement Type	Pol	Hgt cm	Azt Deg	Limit dBµV/m	Margin dB	Pass /Fail
1	5850.00	22.08	3.81	34.63	60.52	Max Avg	Vertical	181	-2	78.2	-17.7	Pass
3	5871.36	22.08	3.81	34.68	60.57	Max Avg	Vertical	181	-2	78.2	-17.7	Pass
2	5850.00	--	--	--	--	Band Edge	--	--	--	--	--	--

Test Notes: EUT on 150cm table powered by AC. ENET connected to laptop outside chamber. using 6 dB pad to protect RCVR from fund.

[back to matrix](#)

This test report may be reproduced in full only. The document may only be updated by MiCOM Labs personnel. All changes will be noted in the Document History section of the report.

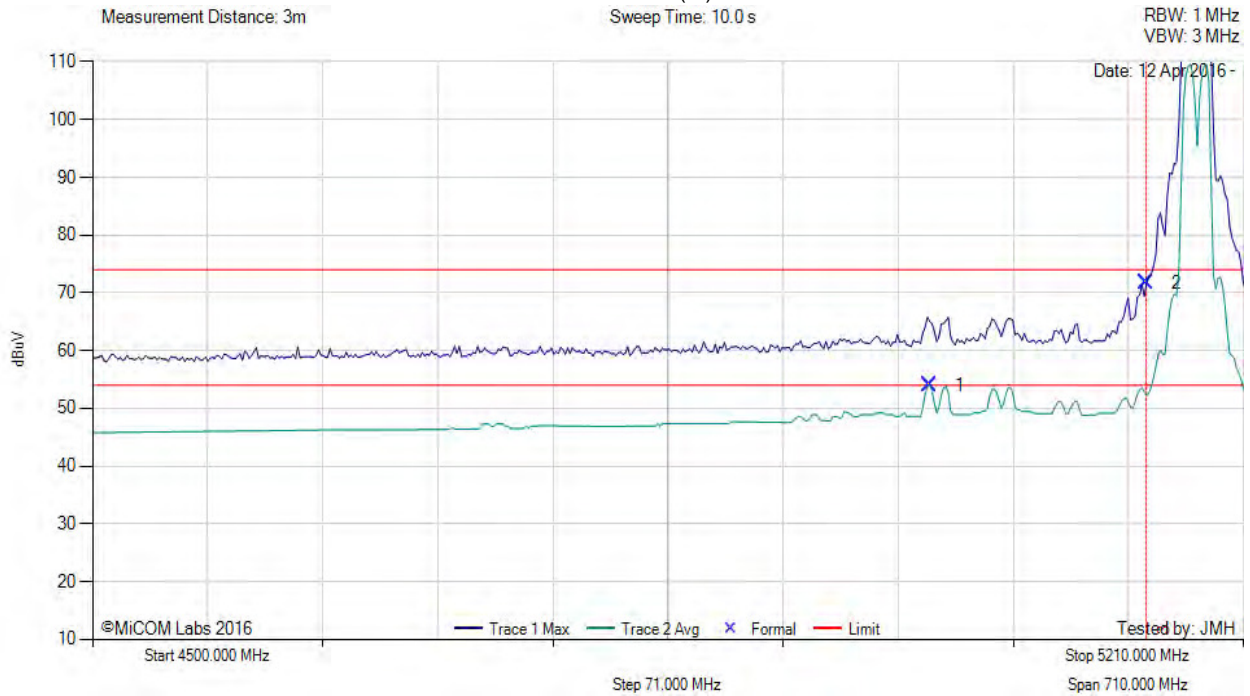


A.3.2.9. Aruba Networks ANT-2x2-D805



RESTRICTED LOWER BAND-EDGE EMISSIONS

Variant: 802.11a, Test Freq: 5180.00 MHz, Antenna: Aruba Networks ANT-2x2-D805, Power Setting: 90, Duty Cycle (%): 94



Num	Frequency MHz	Raw dBµV	Cable Loss	AF dB	Level dBµV/m	Measurement Type	Pol	Hgt cm	Azt Deg	Limit dBµV/m	Margin dB	Pass /Fail
1	5016.49	16.08	3.65	34.21	53.94	Max Avg	Horizontal	157	-2	54.0	-0.1	Pass
2	5150.00	33.99	3.67	34.11	71.77	Max Peak	Horizontal	157	-2	74.0	-2.2	Pass
3	5150.00	--	--	--	--	Band Egde	--	--	--	--	--	--

Test Notes: EUT on 150cm table powered by AC. ENET connected to laptop outside chamber. Using 6 dB pad to protect RCVR from fund. Power reduced to meet band edge limit.

[back to matrix](#)

This test report may be reproduced in full only. The document may only be updated by MiCOM Labs personnel. All changes will be noted in the Document History section of the report.

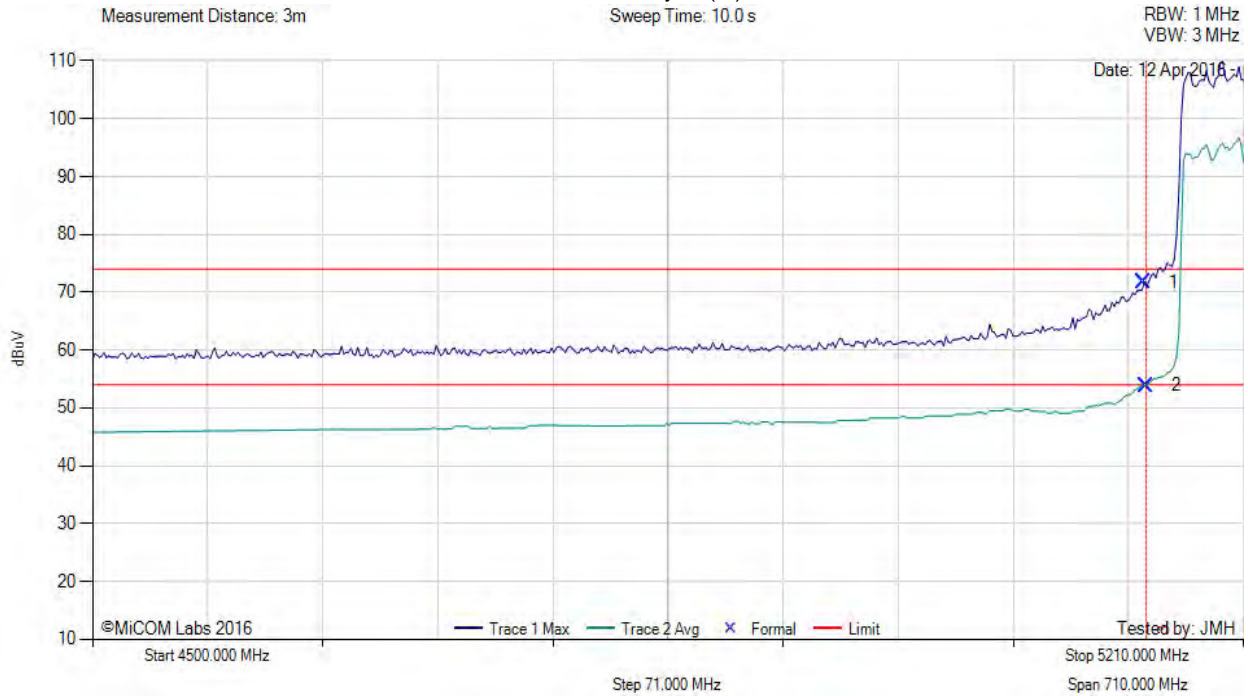


Title: Aruba Networks, Inc. APEX0100, APEX0101
To: FCC CFR 47 Part 15 Subpart E 15.407
Serial #: ARUB190-U5 Rev A
Issue Date: 18th April 2016
Page: 358 of 405

RESTRICTED LOWER BAND-EDGE EMISSIONS



Variant: 802.11ac-80, Test Freq: 5210.00 MHz, Antenna: Aruba Networks ANT-2x2-D805, Power Setting: 78, Duty Cycle (%): 94



Num	Frequency MHz	Raw dBµV	Cable Loss	AF dB	Level dBµV/m	Measurement Type	Pol	Hgt cm	Azt Deg	Limit dBµV/m	Margin dB	Pass /Fail
1	5148.58	33.94	3.67	34.11	71.72	Max Peak	Horizontal	157	-2	74.0	-2.3	Pass
2	5150.00	16.11	3.67	34.11	53.89	Max Avg	Horizontal	157	-2	54.0	-0.1	Pass
3	5150.00	--	--	--	--	Band Egde	--	--	--	--	--	--

Test Notes: EUT on 150cm table powered by AC. ENET connected to laptop outside chamber. Using 6 dB pad to protect RCVR from fund. Power reduced to meet band edge limit.

[back to matrix](#)

This test report may be reproduced in full only. The document may only be updated by MiCOM Labs personnel. All changes will be noted in the Document History section of the report.

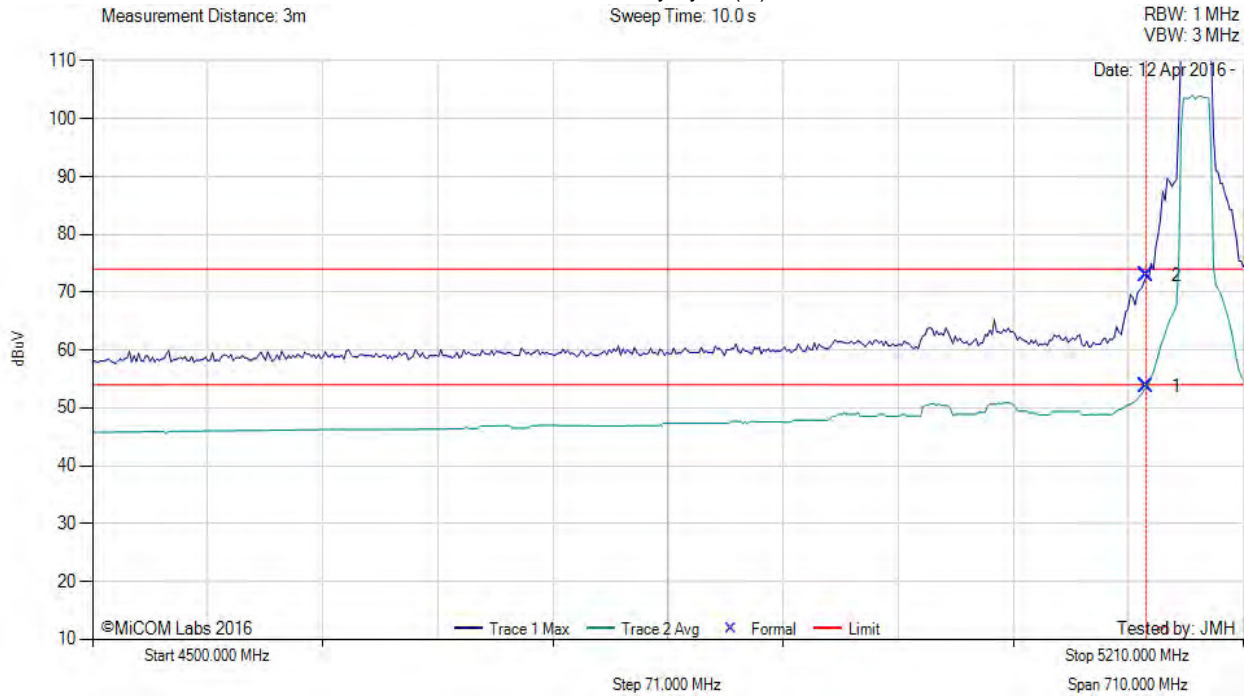


Title: Aruba Networks, Inc. APEX0100, APEX0101
To: FCC CFR 47 Part 15 Subpart E 15.407
Serial #: ARUB190-U5 Rev A
Issue Date: 18th April 2016
Page: 359 of 405

RESTRICTED LOWER BAND-EDGE EMISSIONS



Variant: 802.11n HT-20, Test Freq: 5180.00 MHz, Antenna: Aruba Networks ANT-2x2-D805, Power Setting: 89,
 Duty Cycle (%): 94



Num	Frequency MHz	Raw dBµV	Cable Loss	AF dB	Level dBµV/m	Measurement Type	Pol	Hgt cm	Azt Deg	Limit dBµV/m	Margin dB	Pass /Fail
1	5150.00	15.93	3.67	34.11	53.71	Max Avg	Horizontal	157	-2	54.0	-0.3	Pass
2	5150.00	35.09	3.67	34.11	72.87	Max Peak	Horizontal	157	-2	74.0	-1.1	Pass
3	5150.00	--	--	--	--	Band Edge	--	--	--	--	--	--

Test Notes: EUT on 150cm table powered by AC. ENET connected to laptop outside chamber. Using 6 dB pad to protect RCVR from fund. Power reduced to meet band edge limit.

[back to matrix](#)

This test report may be reproduced in full only. The document may only be updated by MiCOM Labs personnel. All changes will be noted in the Document History section of the report.

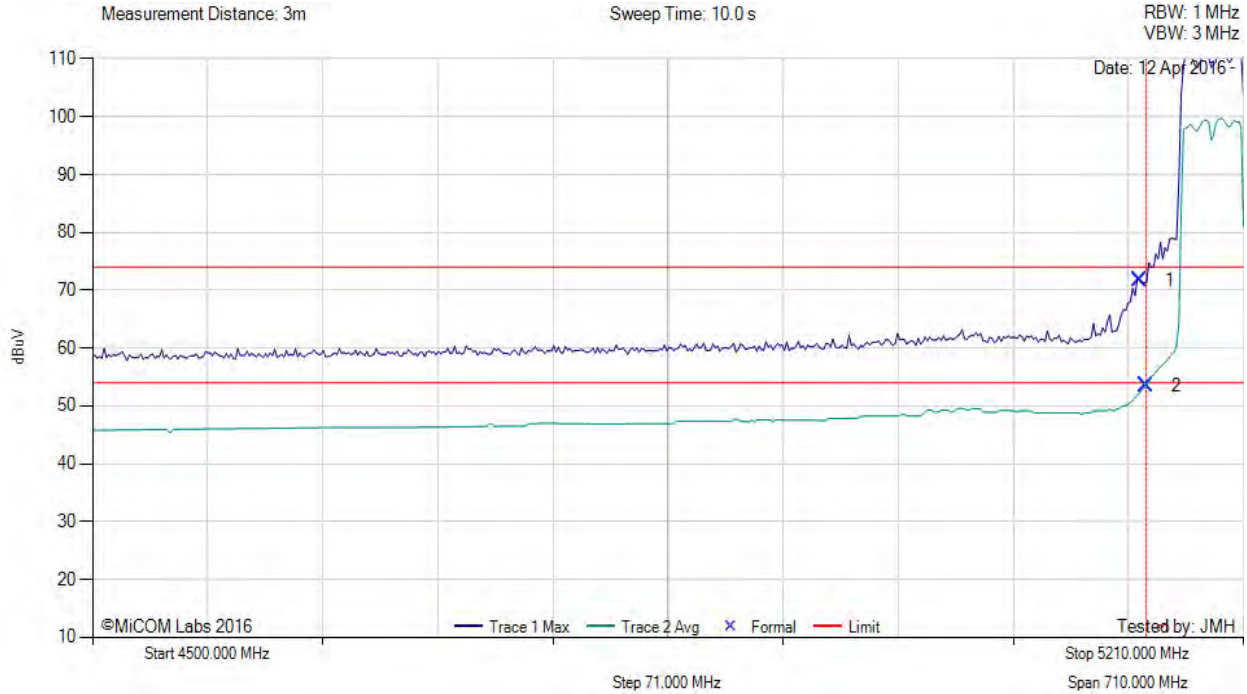


Title: Aruba Networks, Inc. APEX0100, APEX0101
To: FCC CFR 47 Part 15 Subpart E 15.407
Serial #: ARUB190-U5 Rev A
Issue Date: 18th April 2016
Page: 360 of 405

RESTRICTED LOWER BAND-EDGE EMISSIONS



Variant: 802.11n HT-40, Test Freq: 5190.00 MHz, Antenna: Aruba Networks ANT-2x2-D805, Power Setting: 80,
 Duty Cycle (%): 94



Num	Frequency MHz	Raw dBμV	Cable Loss	AF dB	Level dBμV/m	Measurement Type	Pol	Hgt cm	Azt Deg	Limit dBμV/m	Margin dB	Pass /Fail
1	5145.73	33.96	3.69	34.11	71.76	Max Peak	Horizontal	157	-2	74.0	-2.2	Pass
2	5150.00	15.74	3.67	34.11	53.52	Max Avg	Horizontal	157	-2	54.0	-0.5	Pass
3	5150.00	--	--	--	--	Band Edge	--	--	--	--	--	--

Test Notes: EUT on 150cm table powered by AC. ENET connected to laptop outside chamber. Using 6 dB pad to protect RCVR from fund. Power reduced to meet band edge limit.

[back to matrix](#)

This test report may be reproduced in full only. The document may only be updated by MiCOM Labs personnel. All changes will be noted in the Document History section of the report.

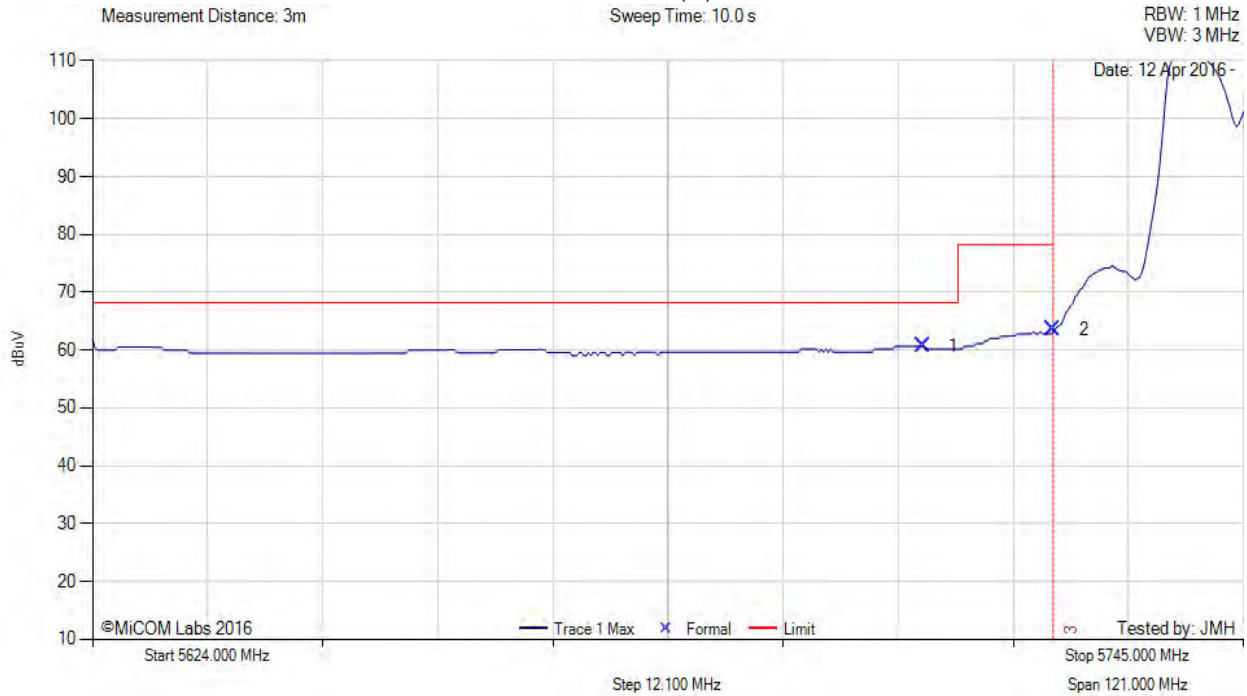


Title: Aruba Networks, Inc. APEX0100, APEX0101
To: FCC CFR 47 Part 15 Subpart E 15.407
Serial #: ARUB190-U5 Rev A
Issue Date: 18th April 2016
Page: 361 of 405

5725 MHz RADIATED BAND-EDGE EMISSIONS



Variant: 802.11a, Test Freq: 5745.00 MHz, Antenna: Aruba Networks ANT-2x2-D805, Power Setting: 95, Duty Cycle (%): 94



Num	Frequency MHz	Raw dBµV	Cable Loss	AF dB	Level dBµV/m	Measurement Type	Pol	Hgt cm	Azt Deg	Limit dBµV/m	Margin dB	Pass /Fail
1	5711.36	22.50	3.83	34.34	60.67	Max Avg	Vertical	180	3	68.2	-7.6	Pass
2	5725.00	25.41	3.79	34.35	63.55	Max Avg	Vertical	180	3	78.2	-14.7	Pass
3	5725.00	--	--	--	--	Band Edge	--	--	--	--	--	--

Test Notes: EUT on 150cm table powered by AC. ENET connected to laptop outside chamber. Using 6 dB pad to protect RCVR from fund.

[back to matrix](#)

This test report may be reproduced in full only. The document may only be updated by MiCOM Labs personnel. All changes will be noted in the Document History section of the report.

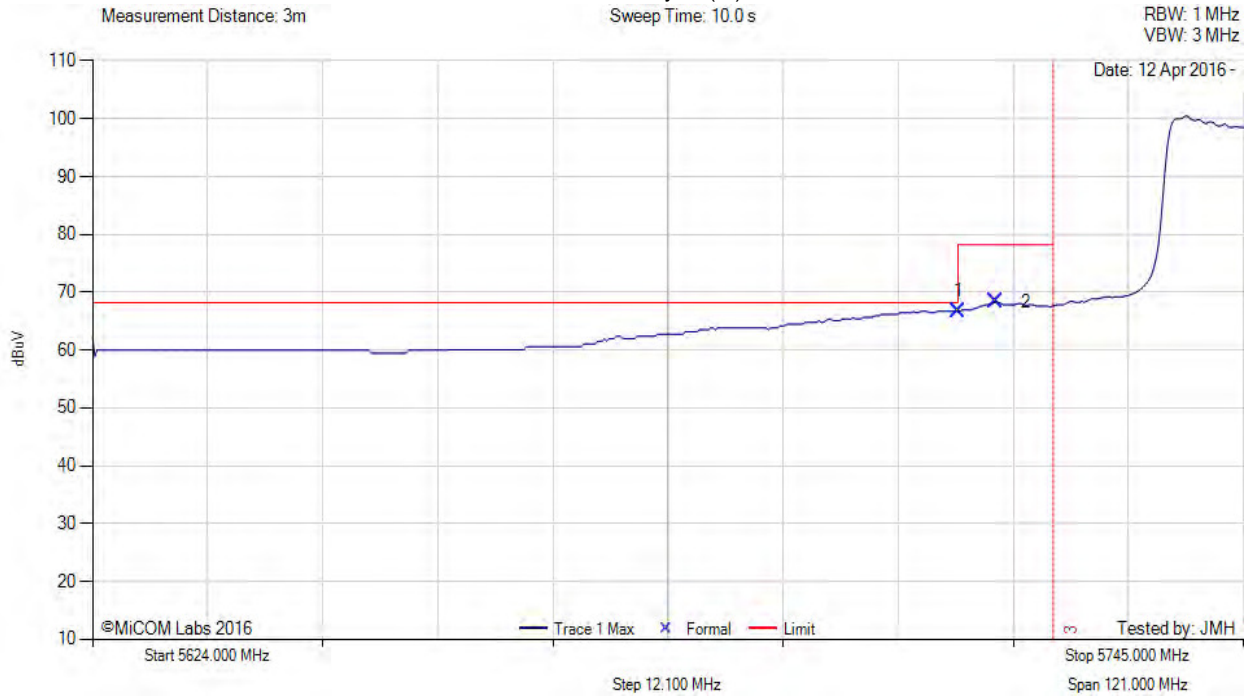


Title: Aruba Networks, Inc. APEX0100, APEX0101
To: FCC CFR 47 Part 15 Subpart E 15.407
Serial #: ARUB190-U5 Rev A
Issue Date: 18th April 2016
Page: 362 of 405

5725 MHz RADIATED BAND-EDGE EMISSIONS



Variant: 802.11ac-80, Test Freq: 5775.00 MHz, Antenna: Aruba Networks ANT-2x2-D805, Power Setting: 94, Duty Cycle (%): 94



Num	Frequency MHz	Raw dBµV	Cable Loss	AF dB	Level dBµV/m	Measurement Type	Pol	Hgt cm	Azt Deg	Limit dBµV/m	Margin dB	Pass /Fail
1	5715.00	28.55	3.81	34.34	66.70	Max Avg	Vertical	180	3	68.2	-1.5	Pass
2	5718.94	30.30	3.80	34.34	68.44	Max Avg	Vertical	180	3	78.2	-9.8	Pass
3	5725.00	--	--	--	--	Band Edge	--	--	--	--	--	--

Test Notes: EUT on 150cm table powered by AC. ENET connected to laptop outside chamber. Using 6 dB pad to protect RCVR from fund.

[back to matrix](#)

This test report may be reproduced in full only. The document may only be updated by MiCOM Labs personnel. All changes will be noted in the Document History section of the report.

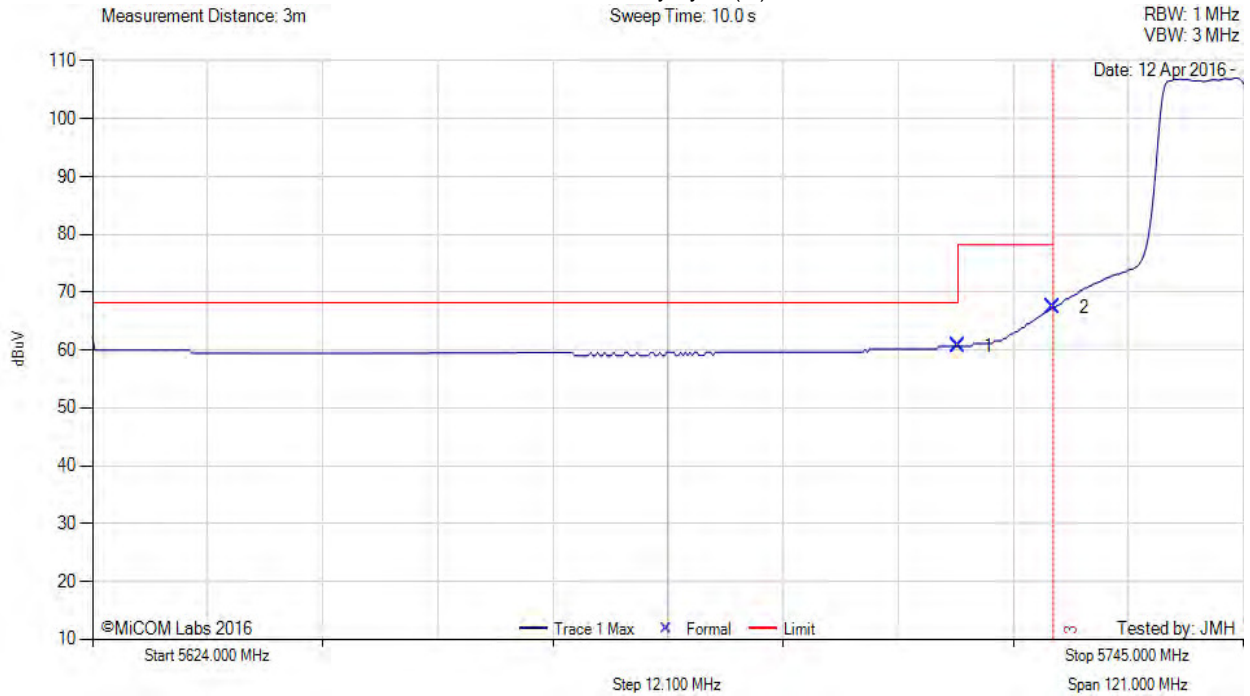


Title: Aruba Networks, Inc. APEX0100, APEX0101
To: FCC CFR 47 Part 15 Subpart E 15.407
Serial #: ARUB190-U5 Rev A
Issue Date: 18th April 2016
Page: 363 of 405

5725 MHz RADIATED BAND-EDGE EMISSIONS



Variant: 802.11n HT-20, Test Freq: 5745.00 MHz, Antenna: Aruba Networks ANT-2x2-D805, Power Setting: 95,
 Duty Cycle (%): 94



Num	Frequency MHz	Raw dB μ V	Cable Loss	AF dB	Level dB μ V/m	Measurement Type	Pol	Hgt cm	Azt Deg	Limit dB μ V/m	Margin dB	Pass /Fail
1	5715.00	22.52	3.81	34.34	60.67	Max Avg	Vertical	180	3	68.2	-7.6	Pass
2	5725.00	29.27	3.79	34.35	67.41	Max Avg	Vertical	180	3	78.2	-10.8	Pass
3	5725.00	--	--	--	--	Band Edge	--	--	--	--	--	--

Test Notes: EUT on 150cm table powered by AC. ENET connected to laptop outside chamber. Using 6 dB pad to protect RCVR from fund.

[back to matrix](#)

This test report may be reproduced in full only. The document may only be updated by MiCOM Labs personnel. All changes will be noted in the Document History section of the report.

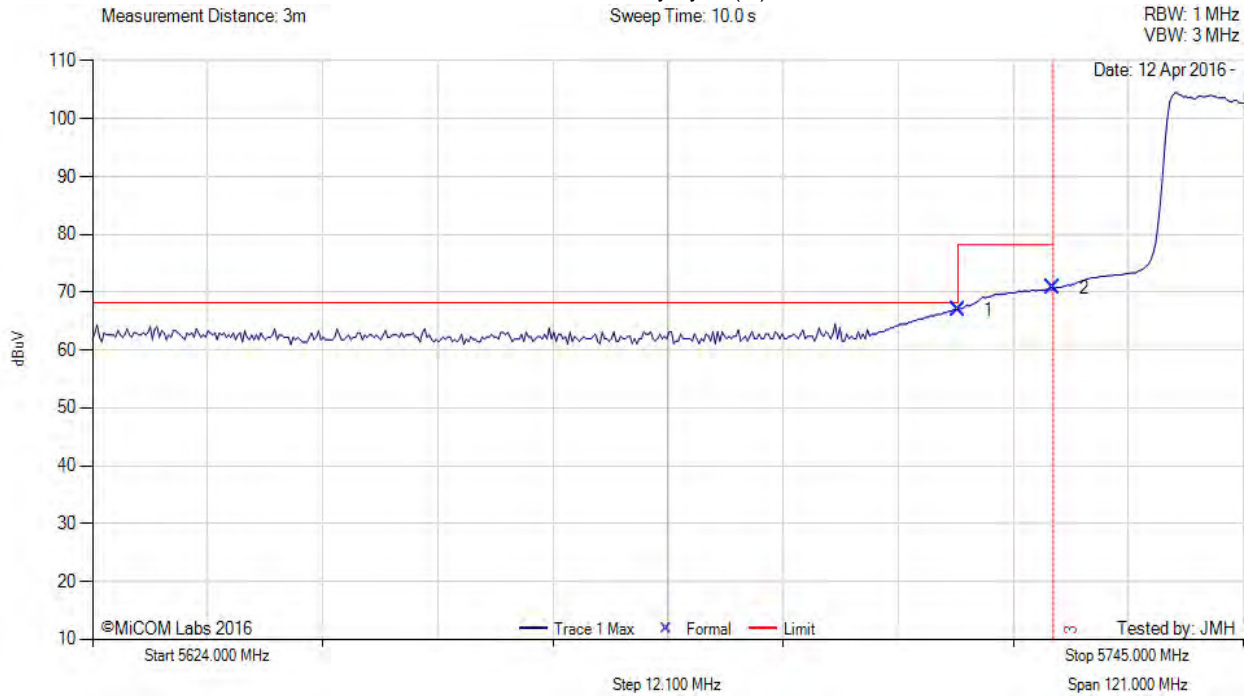


Title: Aruba Networks, Inc. APEX0100, APEX0101
To: FCC CFR 47 Part 15 Subpart E 15.407
Serial #: ARUB190-U5 Rev A
Issue Date: 18th April 2016
Page: 364 of 405

5725 MHz RADIATED BAND-EDGE EMISSIONS



Variant: 802.11n HT-40, Test Freq: 5755.00 MHz, Antenna: Aruba Networks ANT-2x2-D805, Power Setting: 95,
 Duty Cycle (%): 94



Num	Frequency MHz	Raw dBµV	Cable Loss	AF dB	Level dBµV/m	Measurement Type	Pol	Hgt cm	Azt Deg	Limit dBµV/m	Margin dB	Pass /Fail
1	5715.00	28.78	3.81	34.34	66.93	Max Avg	Vertical	180	3	68.2	-1.3	Pass
2	5725.00	32.56	3.79	34.35	70.70	Max Avg	Vertical	180	3	78.2	-7.5	Pass
3	5725.00	--	--	--	--	Band Edge	--	--	--	--	--	--

Test Notes: EUT on 150cm table powered by AC. ENET connected to laptop outside chamber. Using 6 dB pad to protect RCVR from fund.

[back to matrix](#)

This test report may be reproduced in full only. The document may only be updated by MiCOM Labs personnel. All changes will be noted in the Document History section of the report.

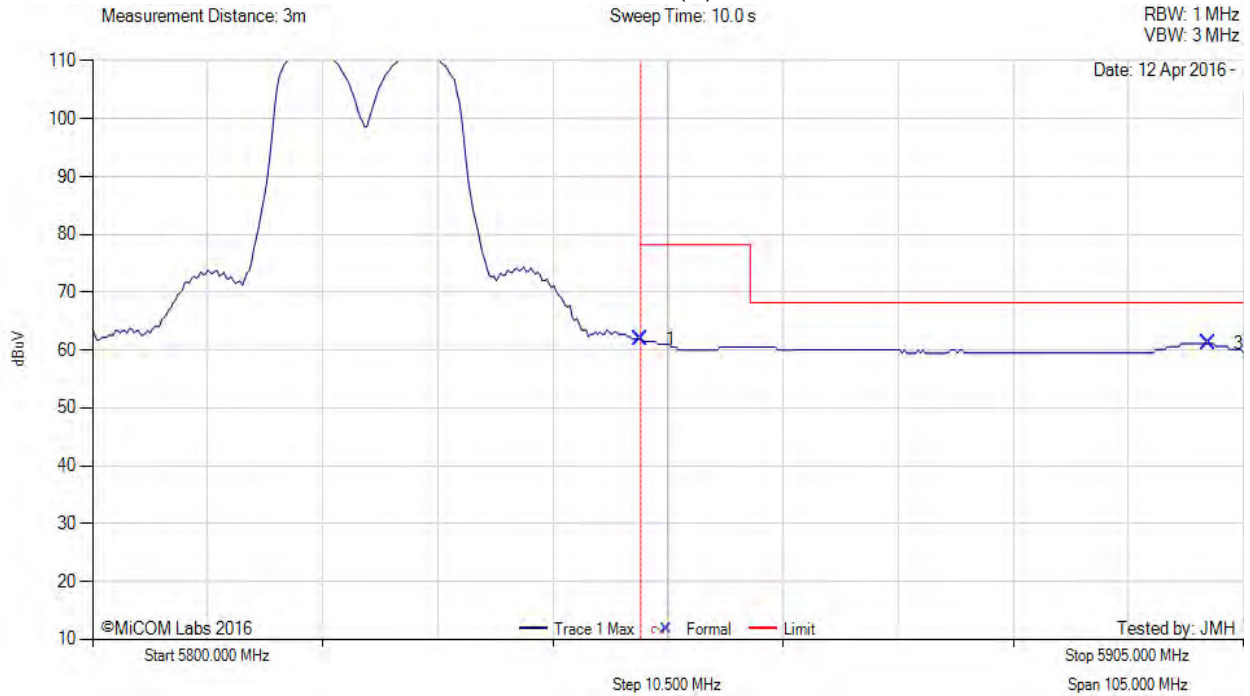


Title: Aruba Networks, Inc. APEX0100, APEX0101
To: FCC CFR 47 Part 15 Subpart E 15.407
Serial #: ARUB190-U5 Rev A
Issue Date: 18th April 2016
Page: 365 of 405

5850 MHz RADIATED BAND-EDGE EMISSIONS



Variant: 802.11a, Test Freq: 5825.00 MHz, Antenna: Aruba Networks ANT-2x2-D805, Power Setting: 95, Duty Cycle (%): 94



Num	Frequency MHz	Raw dB μ V	Cable Loss	AF dB	Level dB μ V/m	Measurement Type	Pol	Hgt cm	Azt Deg	Limit dB μ V/m	Margin dB	Pass /Fail
1	5850.00	23.49	3.81	34.63	61.93	Max Avg	Vertical	157	5	78.2	-16.3	Pass
3	5901.84	22.54	3.82	34.77	61.13	Max Avg	Vertical	157	5	78.2	-17.1	Pass
2	5850.00	--	--	--	--	Band Edge	--	--	--	--	--	--

Test Notes: EUT on 150cm table powered by AC. ENET connected to laptop outside chamber. Using 6 dB pad to protect RCVR from fund.

[back to matrix](#)

This test report may be reproduced in full only. The document may only be updated by MiCOM Labs personnel. All changes will be noted in the Document History section of the report.



Title: Aruba Networks, Inc. APEX0100, APEX0101
To: FCC CFR 47 Part 15 Subpart E 15.407
Serial #: ARUB190-U5 Rev A
Issue Date: 18th April 2016
Page: 366 of 405

5850 MHz RADIATED BAND-EDGE EMISSIONS



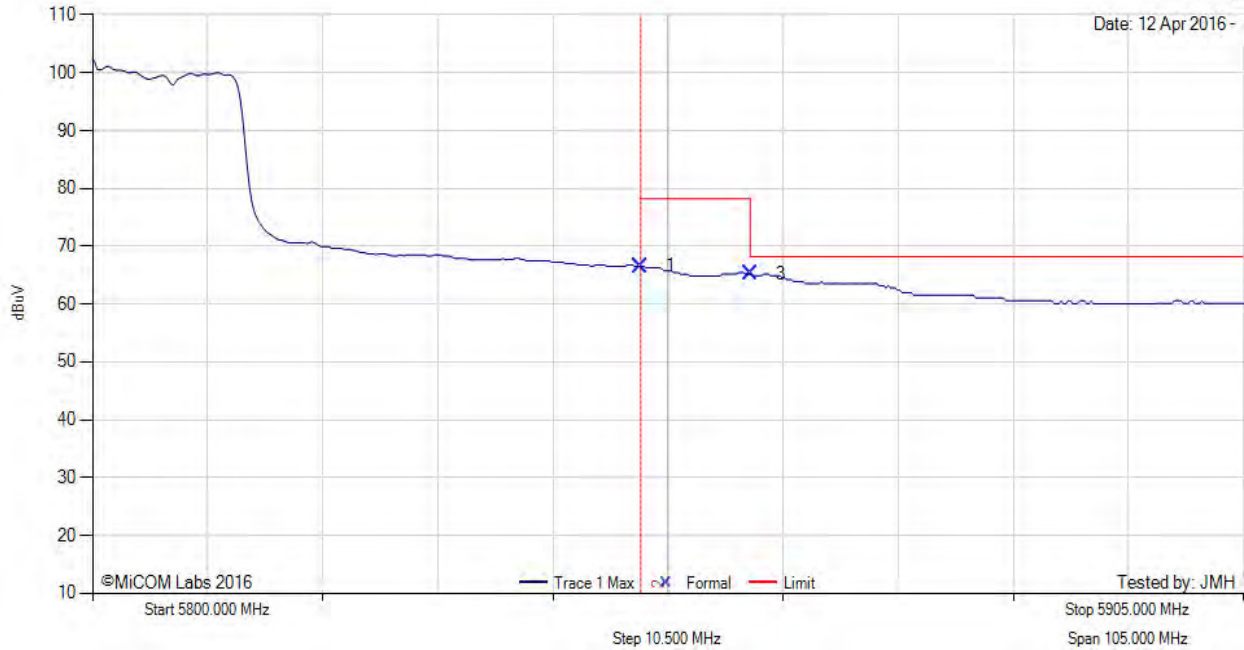
Variant: 802.11ac-80, Test Freq: 5775.00 MHz, Antenna: Aruba Networks ANT-2x2-D805, Power Setting: 94, Duty Cycle (%): 94

Measurement Distance: 3m

Sweep Time: 10.0 s

RBW: 1 MHz
 VBW: 3 MHz

Date: 12 Apr 2016 -



Num	Frequency MHz	Raw dB μ V	Cable Loss	AF dB	Level dB μ V/m	Measurement Type	Pol	Hgt cm	Azt Deg	Limit dB μ V/m	Margin dB	Pass /Fail
1	5850.00	28.10	3.81	34.63	66.54	Max Avg	Vertical	157	5	78.2	-11.7	Pass
3	5860.00	26.68	3.86	34.65	65.19	Max Avg	Vertical	157	5	78.2	-13.0	Pass
2	5850.00	--	--	--	--	Band Edge	--	--	--	--	--	--

Test Notes: EUT on 150cm table powered by AC. ENET connected to laptop outside chamber. Using 6 dB pad to protect RCVR from fund.

[back to matrix](#)

This test report may be reproduced in full only. The document may only be updated by MiCOM Labs personnel. All changes will be noted in the Document History section of the report.

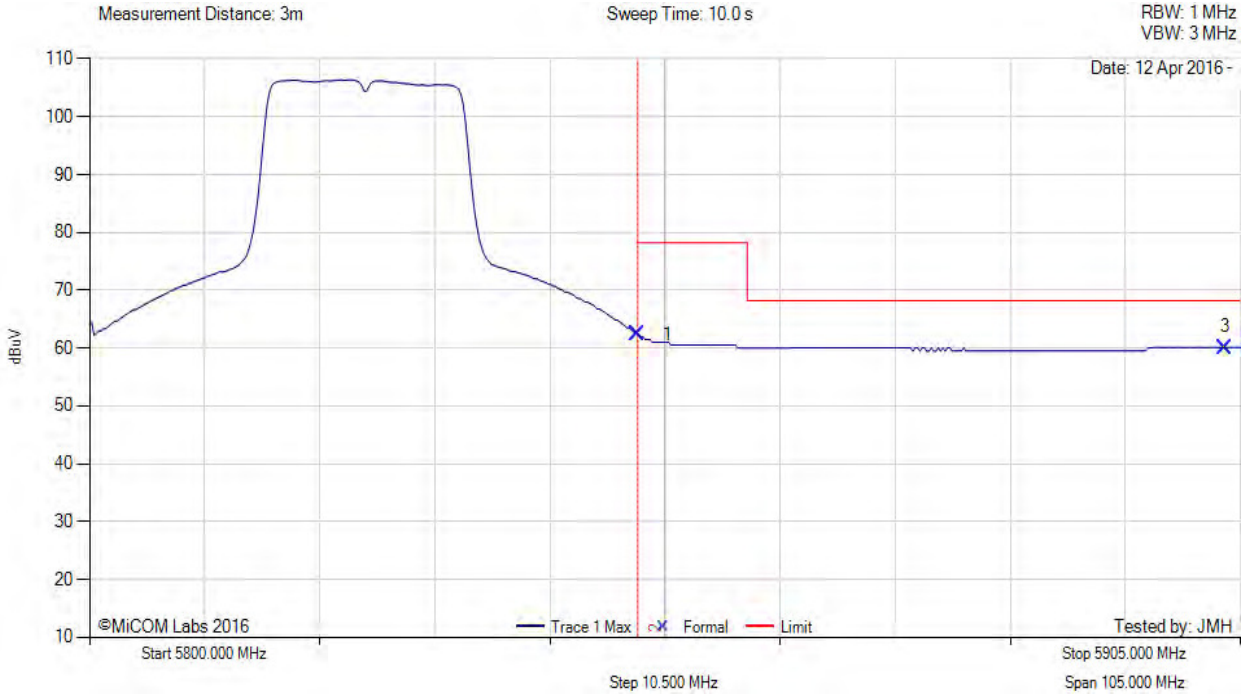


Title: Aruba Networks, Inc. APEX0100, APEX0101
To: FCC CFR 47 Part 15 Subpart E 15.407
Serial #: ARUB190-U5 Rev A
Issue Date: 18th April 2016
Page: 367 of 405

5850 MHz RADIATED BAND-EDGE EMISSIONS



Variant: 802.11n HT-20, Test Freq: 5825.00 MHz, Antenna: Aruba Networks ANT-2x2-D805, Power Setting: 95,
 Duty Cycle (%): 94



Num	Frequency MHz	Raw dBµV	Cable Loss	AF dB	Level dBµV/m	Measurement Type	Pol	Hgt cm	Azt Deg	Limit dBµV/m	Margin dB	Pass /Fail
1	5850.00	23.92	3.81	34.63	62.36	Max Avg	Vertical	157	5	78.2	-15.9	Pass
3	5903.56	21.52	3.82	34.77	60.11	Max Avg	Vertical	157	5	78.2	-18.1	Pass
2	5850.00	--	--	--	--	Band Edge	--	--	--	--	--	--

Test Notes: EUT on 150cm table powered by AC. ENET connected to laptop outside chamber. Using 6 dB pad to protect RCVR from fund.

[back to matrix](#)

This test report may be reproduced in full only. The document may only be updated by MiCOM Labs personnel. All changes will be noted in the Document History section of the report.

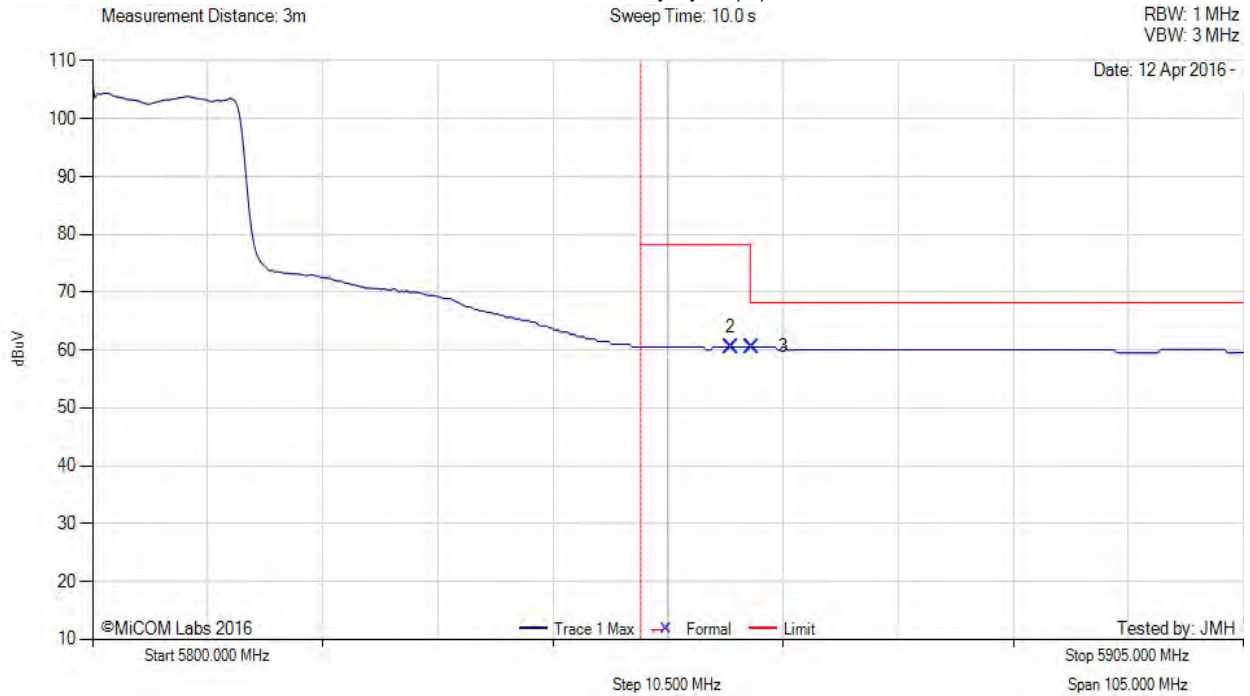


Title: Aruba Networks, Inc. APEX0100, APEX0101
To: FCC CFR 47 Part 15 Subpart E 15.407
Serial #: ARUB190-U5 Rev A
Issue Date: 18th April 2016
Page: 368 of 405

5850 MHz RADIATED BAND-EDGE EMISSIONS



Variant: 802.11n HT-40, Test Freq: 5795.00 MHz, Antenna: Aruba Networks ANT-2x2-D805, Power Setting: 95,
 Duty Cycle (%): 94



Num	Frequency MHz	Raw dBµV	Cable Loss	AF dB	Level dBµV/m	Measurement Type	Pol	Hgt cm	Azt Deg	Limit dBµV/m	Margin dB	Pass /Fail
2	5858.21	22.04	3.85	34.65	60.54	Max Avg	Vertical	157	5	78.2	-17.7	Pass
3	5860.21	22.04	3.86	34.65	60.55	Max Avg	Vertical	157	5	78.2	-17.7	Pass
1	5850.00	--	--	--	--	Band Edge	--	--	--	--	--	--

Test Notes: EUT on 150cm table powered by AC. ENET connected to laptop outside chamber. Using 6 dB pad to protect RCVR from fund.

[back to matrix](#)

This test report may be reproduced in full only. The document may only be updated by MiCOM Labs personnel. All changes will be noted in the Document History section of the report.



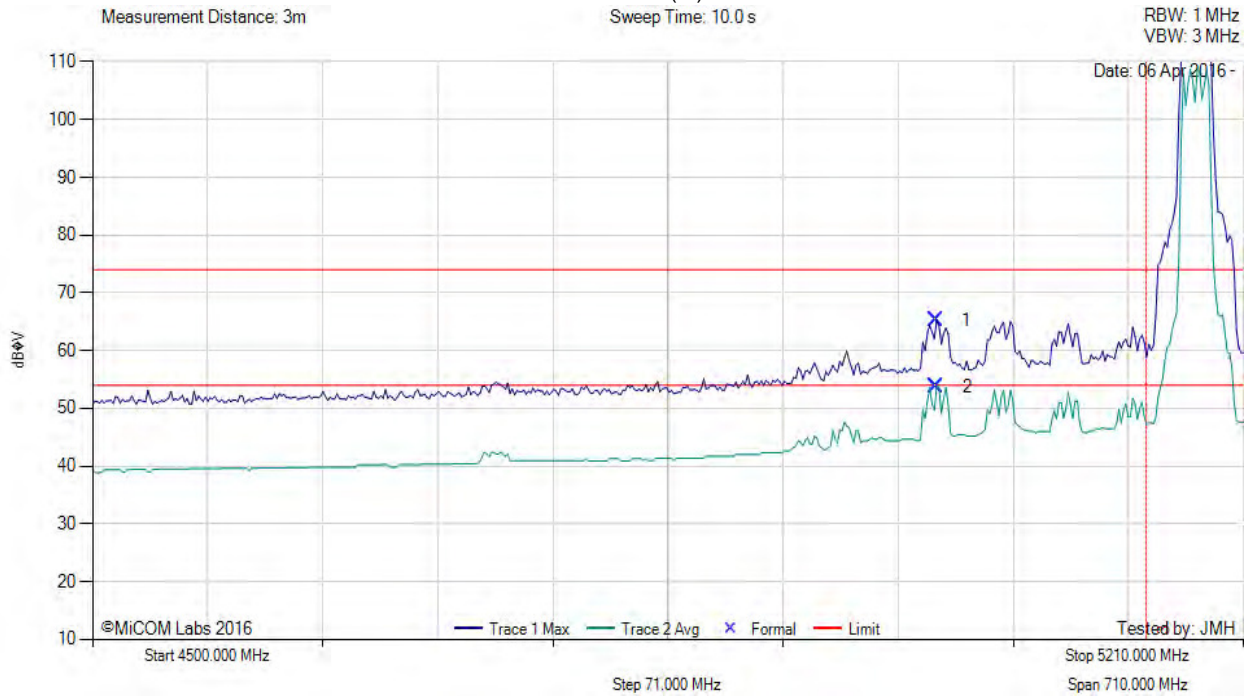
Title: Aruba Networks, Inc. APEX0100, APEX0101
To: FCC CFR 47 Part 15 Subpart E 15.407
Serial #: ARUB190-U5 Rev A
Issue Date: 18th April 2016
Page: 369 of 405

A.3.2.10. Aruba Networks ANT-3x3-5010



RESTRICTED LOWER BAND-EDGE EMISSIONS

Variant: 802.11a, Test Freq: 5180.00 MHz, Antenna: Aruba Networks ANT-3x3-5010, Power Setting: 59, Duty Cycle (%): 94.0



Num	Frequency MHz	Raw dBµV	Cable Loss	AF dB	Level dBµV/m	Measurement Type	Pol	Hgt cm	Azt Deg	Limit dBµV/m	Margin dB	Pass /Fail
1	5020.52	27.31	3.66	34.21	65.18	Max Peak	Vertical	196	187	74.0	-8.8	Pass
2	5020.76	15.92	3.66	34.21	53.79	Max Avg	Vertical	196	187	54.0	-0.2	Pass
3	5150.00	--	--	--	--	Band Edge	--	--	--	--	--	--

Test Notes: EUT on table powered by AC. Connected to laptop outside chamber via enet. Power Reduction to meet band edge limits.

[back to matrix](#)

This test report may be reproduced in full only. The document may only be updated by MiCOM Labs personnel. All changes will be noted in the Document History section of the report.

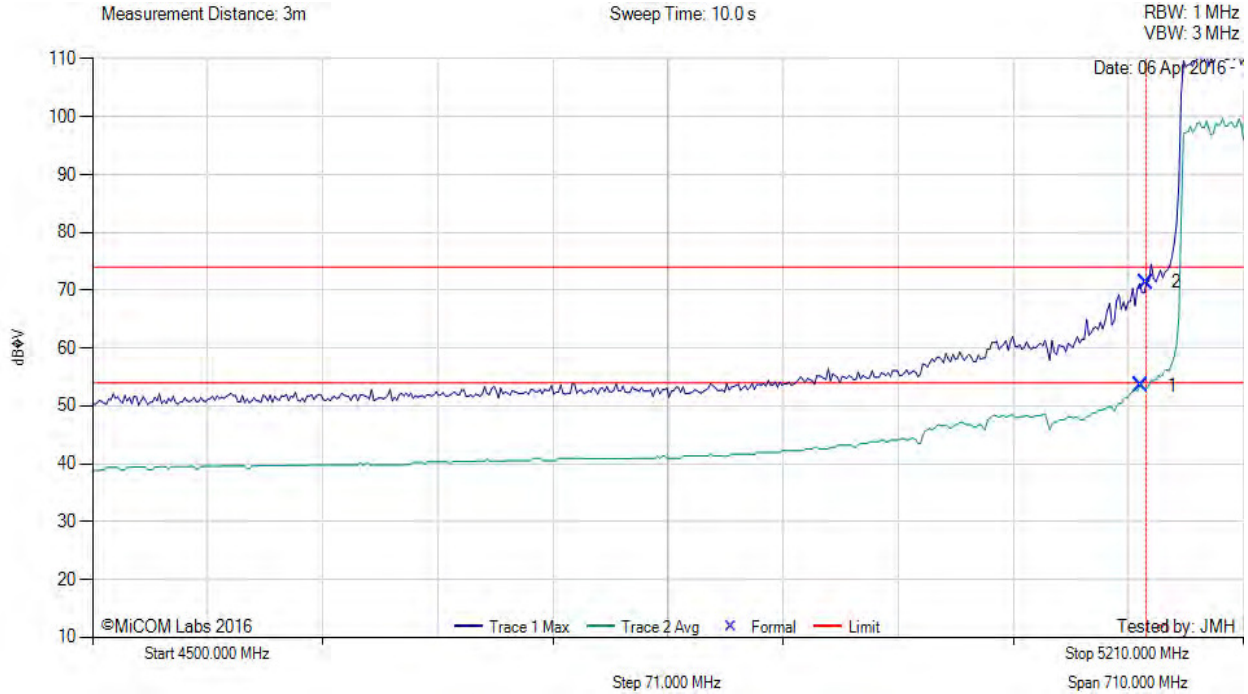


Title: Aruba Networks, Inc. APEX0100, APEX0101
To: FCC CFR 47 Part 15 Subpart E 15.407
Serial #: ARUB190-U5 Rev A
Issue Date: 18th April 2016
Page: 370 of 405

RESTRICTED LOWER BAND-EDGE EMISSIONS



Variant: 802.11ac-80, Test Freq: 5210.00 MHz, Antenna: Aruba Networks ANT-3x3-5010, Power Setting: 52, Duty Cycle (%): 94.0



Num	Frequency MHz	Raw dBμV	Cable Loss	AF dB	Level dBμV/m	Measurement Type	Pol	Hgt cm	Azt Deg	Limit dBμV/m	Margin dB	Pass /Fail
1	5147.15	15.75	3.68	34.11	53.54	Max Avg	Vertical	196	187	54.0	-0.5	Pass
2	5150.00	33.62	3.67	34.11	71.40	Max Peak	Vertical	196	187	74.0	-2.6	Pass
3	5150.00	--	--	--	--	Band Edge	--	--	--	--	--	--

Test Notes: EUT on table powered by AC. Connected to laptop outside chamber via enet. Power Reduction to meet band edge limits.

[back to matrix](#)

This test report may be reproduced in full only. The document may only be updated by MiCOM Labs personnel. All changes will be noted in the Document History section of the report.

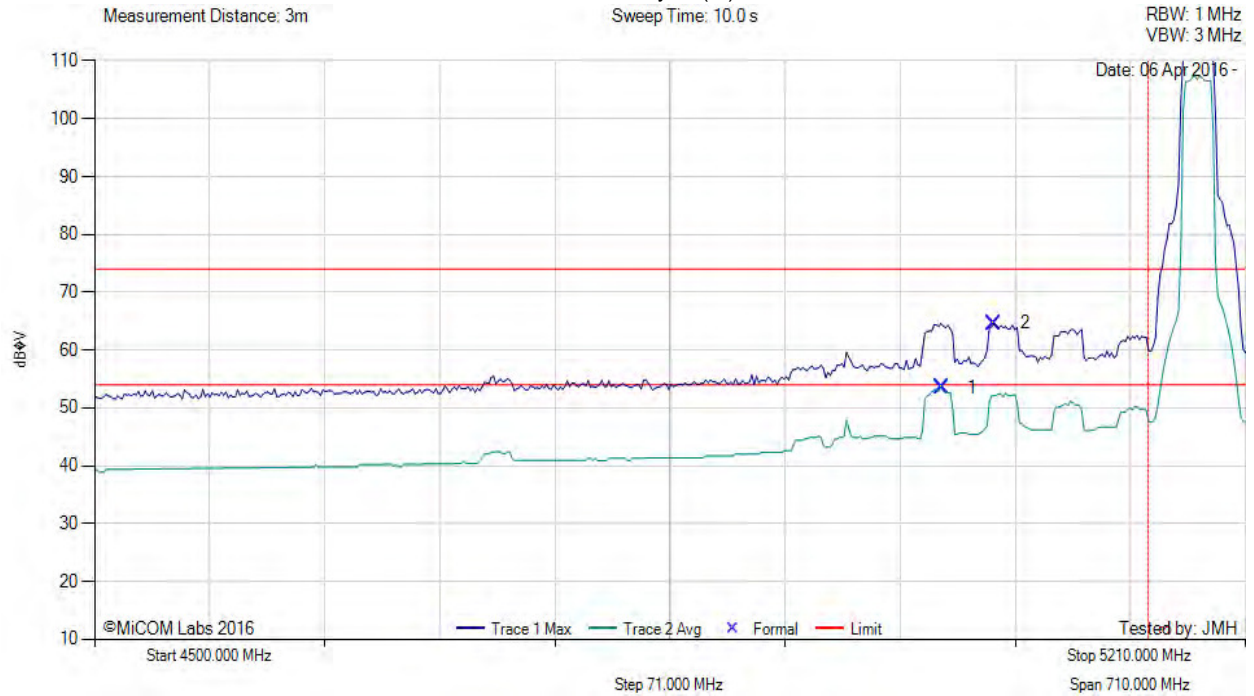


Title: Aruba Networks, Inc. APEX0100, APEX0101
To: FCC CFR 47 Part 15 Subpart E 15.407
Serial #: ARUB190-U5 Rev A
Issue Date: 18th April 2016
Page: 371 of 405

RESTRICTED LOWER BAND-EDGE EMISSIONS



Variant: 802.11n HT-20, Test Freq: 5180.00 MHz, Antenna: Aruba Networks ANT-3x3-5010, Power Setting: 62, Duty Cycle (%): 94.0



Num	Frequency MHz	Raw dBμV	Cable Loss	AF dB	Level dBμV/m	Measurement Type	Pol	Hgt cm	Azt Deg	Limit dBμV/m	Margin dB	Pass /Fail
1	5022.71	15.62	3.67	34.21	53.50	Max Avg	Vertical	196	187	54.0	-0.5	Pass
2	5055.13	26.85	3.62	34.20	64.67	Max Peak	Vertical	196	187	74.0	-9.3	Pass
3	5150.00	--	--	--	--	Band Edge	--	--	--	--	--	--

Test Notes: EUT on table powered by AC. Connected to laptop outside chamber via enet. Power Reduction to meet band edge limits.

[back to matrix](#)

This test report may be reproduced in full only. The document may only be updated by MiCOM Labs personnel. All changes will be noted in the Document History section of the report.

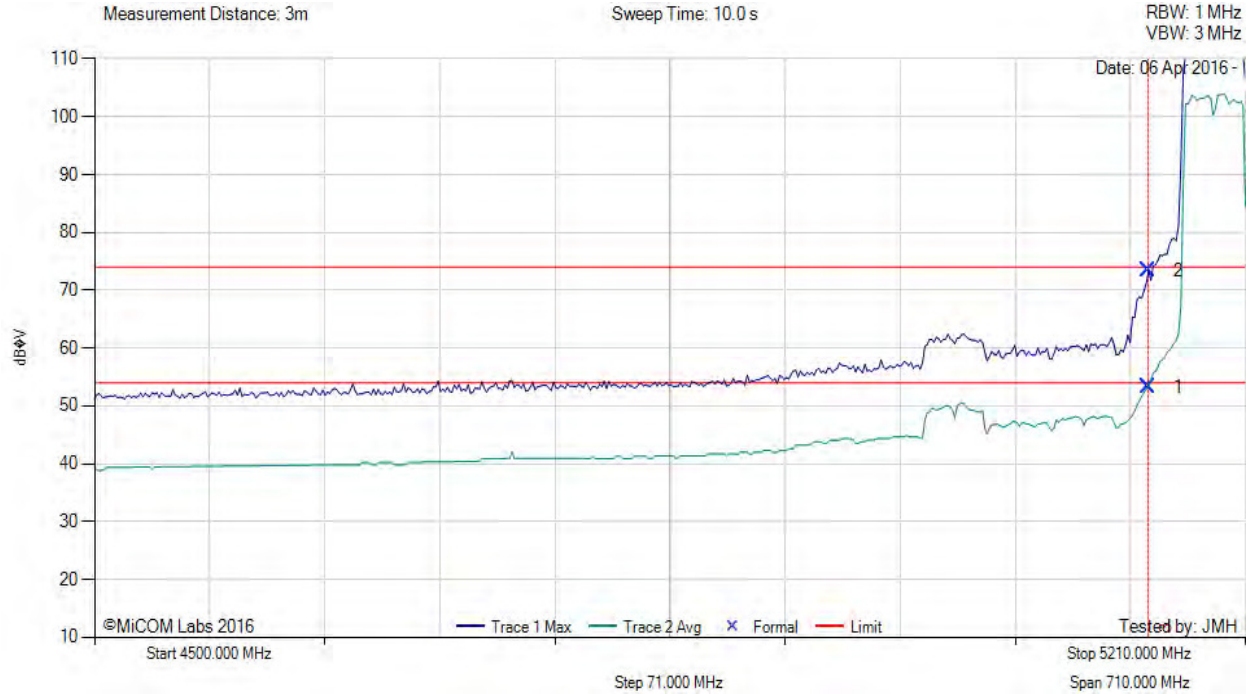


Title: Aruba Networks, Inc. APEX0100, APEX0101
To: FCC CFR 47 Part 15 Subpart E 15.407
Serial #: ARUB190-U5 Rev A
Issue Date: 18th April 2016
Page: 372 of 405

RESTRICTED LOWER BAND-EDGE EMISSIONS



Variant: 802.11n HT-40, Test Freq: 5190.00 MHz, Antenna: Aruba Networks ANT-3x3-5010, Power Setting: 56, Duty Cycle (%): 94.0



Num	Frequency MHz	Raw dBµV	Cable Loss	AF dB	Level dBµV/m	Measurement Type	Pol	Hgt cm	Azt Deg	Limit dBµV/m	Margin dB	Pass /Fail
1	5150.00	15.57	3.67	34.11	53.35	Max Avg	Vertical	196	187	54.0	-0.7	Pass
2	5150.00	35.69	3.67	34.11	73.47	Max Peak	Vertical	196	187	74.0	-0.5	Pass
3	5150.00	--	--	--	--	Band Edge	--	--	--	--	--	--

Test Notes: EUT on table powered by AC. Connected to laptop outside chamber via enet. Power Reduction to meet band edge limits.

[back to matrix](#)

This test report may be reproduced in full only. The document may only be updated by MiCOM Labs personnel. All changes will be noted in the Document History section of the report.

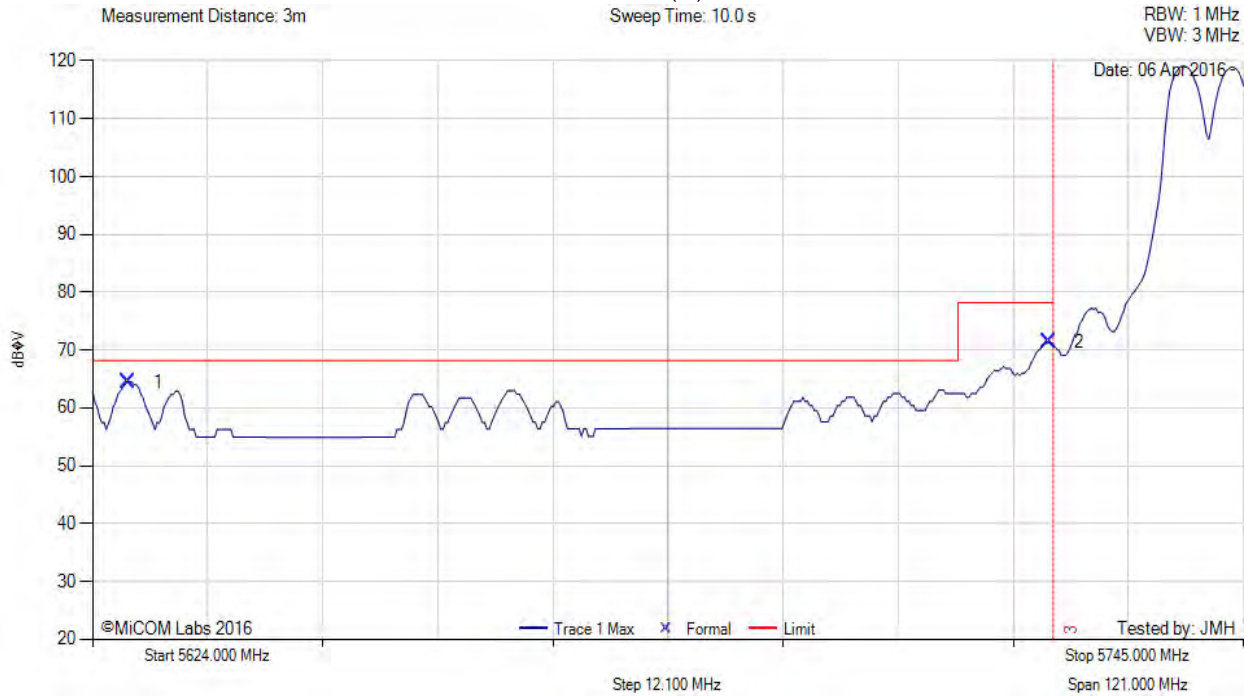


Title: Aruba Networks, Inc. APEX0100, APEX0101
To: FCC CFR 47 Part 15 Subpart E 15.407
Serial #: ARUB190-U5 Rev A
Issue Date: 18th April 2016
Page: 373 of 405

5725 MHz RADIATED BAND-EDGE EMISSIONS



Variant: 802.11a, Test Freq: 5745.00 MHz, Antenna: Aruba Networks ANT-3x3-5010, Power Setting: 95, Duty Cycle (%): 94.0



Num	Frequency MHz	Raw dBµV	Cable Loss	AF dB	Level dBµV/m	Measurement Type	Pol	Hgt cm	Azt Deg	Limit dBµV/m	Margin dB	Pass /Fail
1	5627.71	26.56	3.76	34.20	64.52	Max Avg	Vertical	192	190	68.2	-3.7	Pass
2	5724.52	33.27	3.79	34.35	71.41	Max Avg	Vertical	192	190	78.2	-6.8	Pass
3	5725.00	--	--	--	--	Band Edge	--	--	--	--	--	--

Test Notes: EUT on table powered by AC. Connected to laptop outside chamber via enet.

[back to matrix](#)

This test report may be reproduced in full only. The document may only be updated by MiCOM Labs personnel. All changes will be noted in the Document History section of the report.

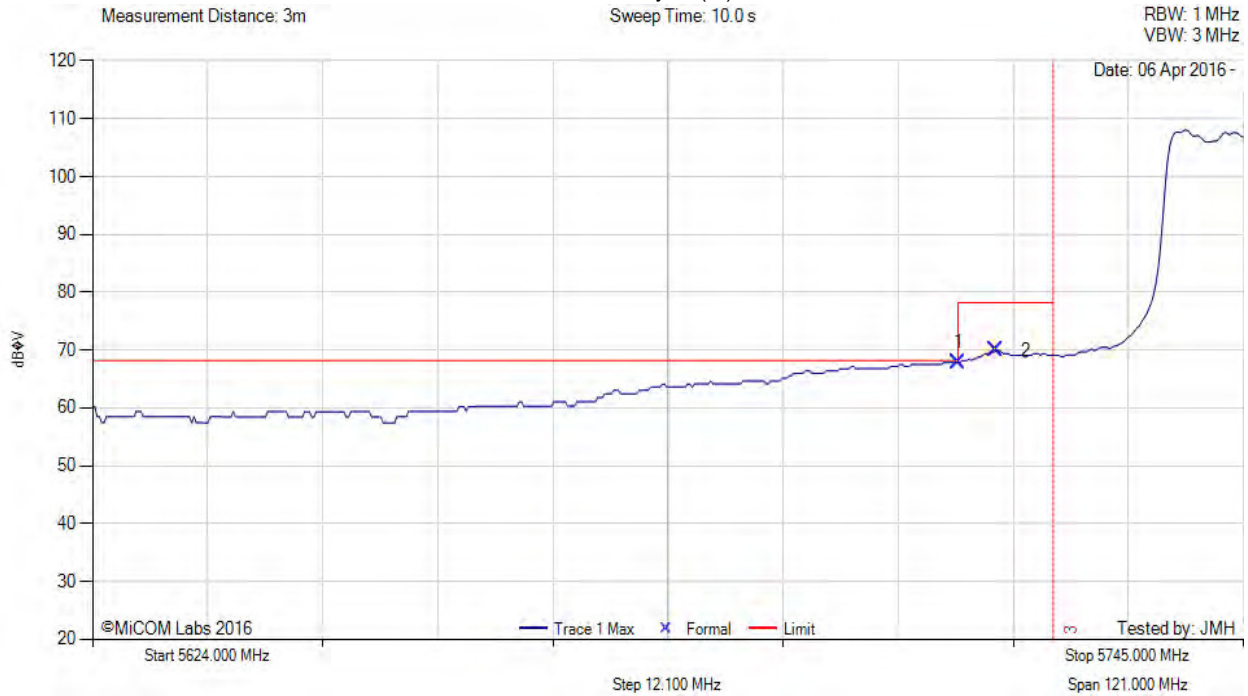


Title: Aruba Networks, Inc. APEX0100, APEX0101
To: FCC CFR 47 Part 15 Subpart E 15.407
Serial #: ARUB190-U5 Rev A
Issue Date: 18th April 2016
Page: 374 of 405

5725 MHz RADIATED BAND-EDGE EMISSIONS



Variant: 802.11ac-80, Test Freq: 5775.00 MHz, Antenna: Aruba Networks ANT-3x3-5010, Power Setting: 91, Duty Cycle (%): 94.0



Num	Frequency MHz	Raw dBµV	Cable Loss	AF dB	Level dBµV/m	Measurement Type	Pol	Hgt cm	Azt Deg	Limit dBµV/m	Margin dB	Pass /Fail
1	5715.00	29.72	3.81	34.34	67.87	Max Avg	Vertical	192	190	68.2	-0.4	Pass
2	5718.94	31.81	3.80	34.34	69.95	Max Avg	Vertical	192	190	78.2	-8.3	Pass
3	5725.00	--	--	--	--	Band Edge	--	--	--	--	--	--

Test Notes: EUT on table powered by AC. Connected to laptop outside chamber via enet. Power Reduction to meet Band Edge Limits

[back to matrix](#)

This test report may be reproduced in full only. The document may only be updated by MiCOM Labs personnel. All changes will be noted in the Document History section of the report.

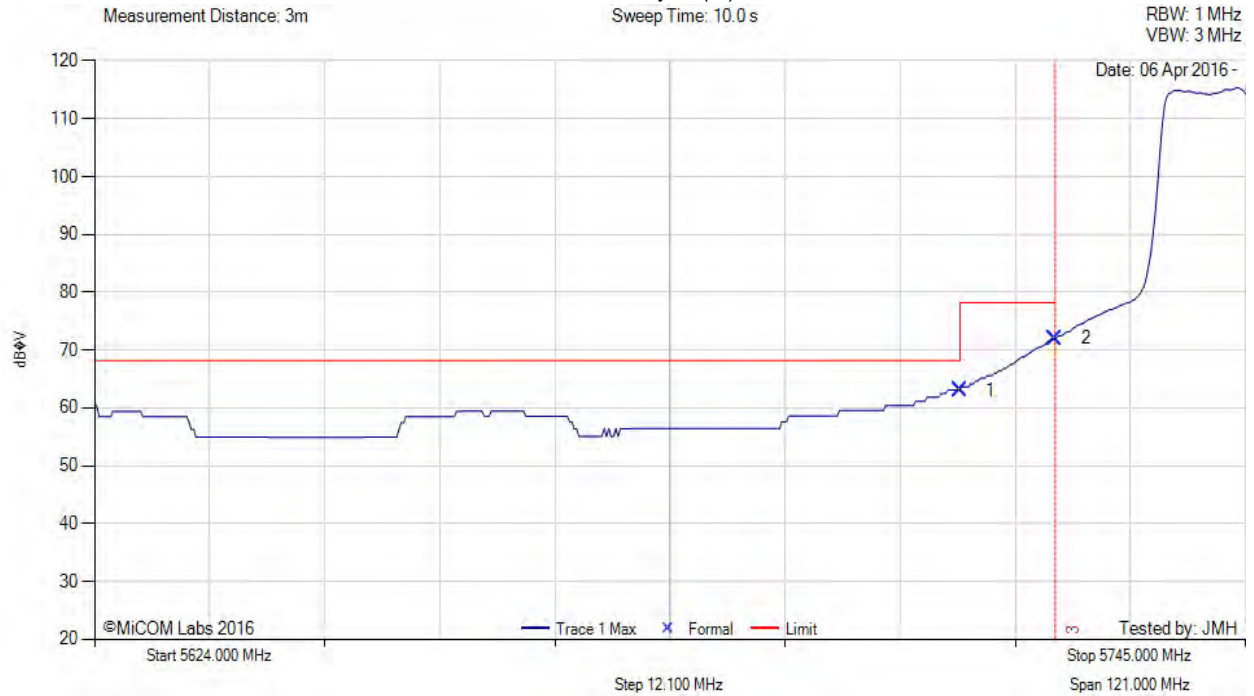


Title: Aruba Networks, Inc. APEX0100, APEX0101
To: FCC CFR 47 Part 15 Subpart E 15.407
Serial #: ARUB190-U5 Rev A
Issue Date: 18th April 2016
Page: 375 of 405

5725 MHz RADIATED BAND-EDGE EMISSIONS



Variant: 802.11n HT-20, Test Freq: 5745.00 MHz, Antenna: Aruba Networks ANT-3x3-5010, Power Setting: 95, Duty Cycle (%): 94.0



Num	Frequency MHz	Raw dBµV	Cable Loss	AF dB	Level dBµV/m	Measurement Type	Pol	Hgt cm	Azt Deg	Limit dBµV/m	Margin dB	Pass /Fail
1	5715.00	24.94	3.81	34.34	63.09	Max Avg	Vertical	192	190	68.2	-5.1	Pass
2	5725.00	33.91	3.79	34.35	72.05	Max Avg	Vertical	192	190	78.2	-6.2	Pass
3	5725.00	--	--	--	--	Band Edge	--	--	--	--	--	--

Test Notes: EUT on table powered by AC. Connected to laptop outside chamber via enet.

[back to matrix](#)

This test report may be reproduced in full only. The document may only be updated by MiCOM Labs personnel. All changes will be noted in the Document History section of the report.

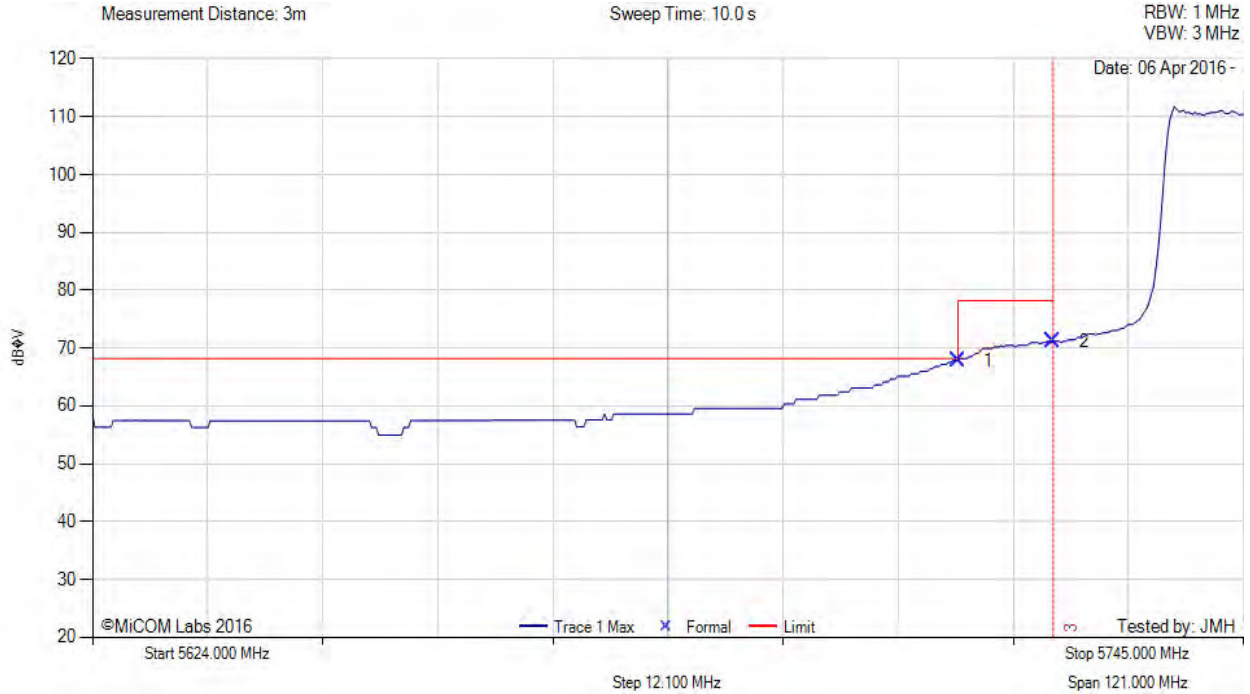


Title: Aruba Networks, Inc. APEX0100, APEX0101
To: FCC CFR 47 Part 15 Subpart E 15.407
Serial #: ARUB190-U5 Rev A
Issue Date: 18th April 2016
Page: 376 of 405

5725 MHz RADIATED BAND-EDGE EMISSIONS



Variant: 802.11n HT-40, Test Freq: 5755.00 MHz, Antenna: Aruba Networks ANT-3x3-5010, Power Setting: 92, Duty Cycle (%): 94.0



Num	Frequency MHz	Raw dBµV	Cable Loss	AF dB	Level dBµV/m	Measurement Type	Pol	Hgt cm	Azt Deg	Limit dBµV/m	Margin dB	Pass /Fail
1	5715.00	29.72	3.81	34.34	67.87	Max Avg	Vertical	192	190	68.2	-0.4	Pass
2	5725.00	33.04	3.79	34.35	71.18	Max Avg	Vertical	192	190	78.2	-7.1	Pass
3	5725.00	--	--	--	--	Band Edge	--	--	--	--	--	--

Test Notes: EUT on table powered by AC. Connected to laptop outside chamber via enet. Power Reduction to meet Band Edge Limits

[back to matrix](#)

This test report may be reproduced in full only. The document may only be updated by MiCOM Labs personnel. All changes will be noted in the Document History section of the report.

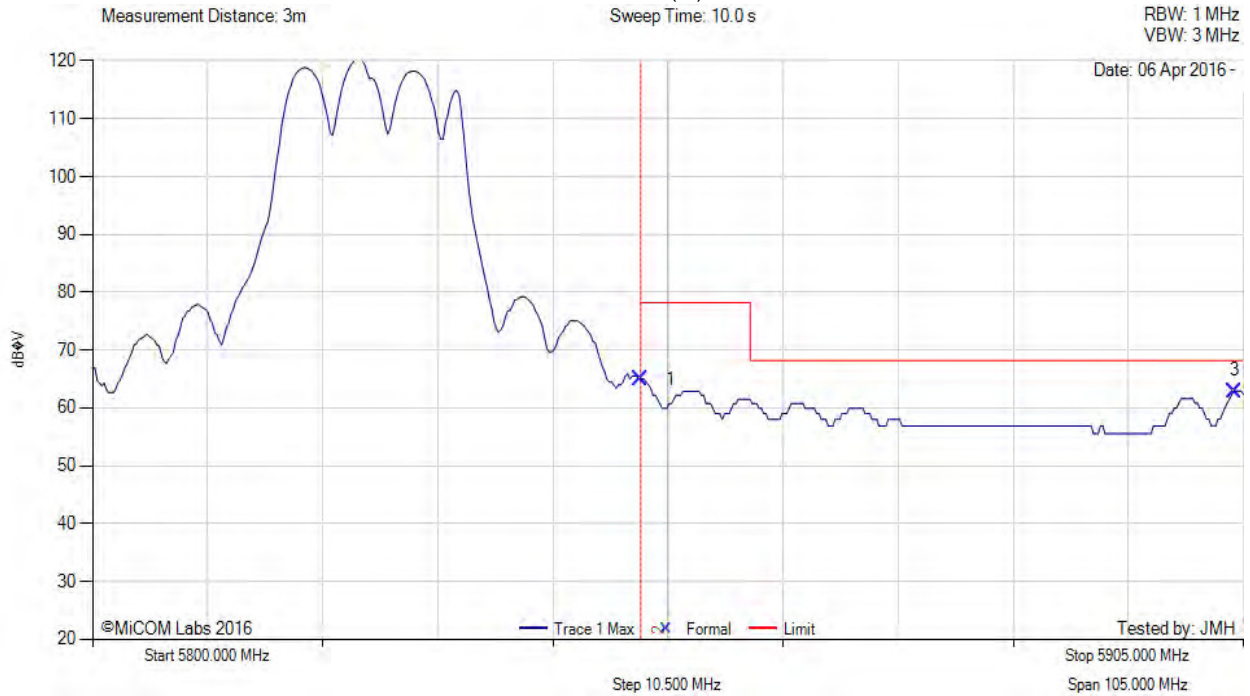


Title: Aruba Networks, Inc. APEX0100, APEX0101
To: FCC CFR 47 Part 15 Subpart E 15.407
Serial #: ARUB190-U5 Rev A
Issue Date: 18th April 2016
Page: 377 of 405

5850 MHz RADIATED BAND-EDGE EMISSIONS



Variant: 802.11a, Test Freq: 5825.00 MHz, Antenna: Aruba Networks ANT-3x3-5010, Power Setting: 95, Duty Cycle (%): 94.0



Num	Frequency MHz	Raw dBµV	Cable Loss	AF dB	Level dBµV/m	Measurement Type	Pol	Hgt cm	Azt Deg	Limit dBµV/m	Margin dB	Pass /Fail
1	5850.00	26.58	3.81	34.63	65.02	Max Avg	Vertical	194	195	78.2	-13.2	Pass
3	5904.16	24.36	3.82	34.77	62.95	Max Avg	Vertical	194	195	68.2	-5.3	Pass
2	5850.00	--	--	--	--	Band Edge	--	--	--	--	--	--

Test Notes: EUT on table powered by AC. Connected to laptop outside chamber via enet.

[back to matrix](#)

This test report may be reproduced in full only. The document may only be updated by MiCOM Labs personnel. All changes will be noted in the Document History section of the report.



Title: Aruba Networks, Inc. APEX0100, APEX0101
To: FCC CFR 47 Part 15 Subpart E 15.407
Serial #: ARUB190-U5 Rev A
Issue Date: 18th April 2016
Page: 378 of 405

5850 MHz RADIATED BAND-EDGE EMISSIONS



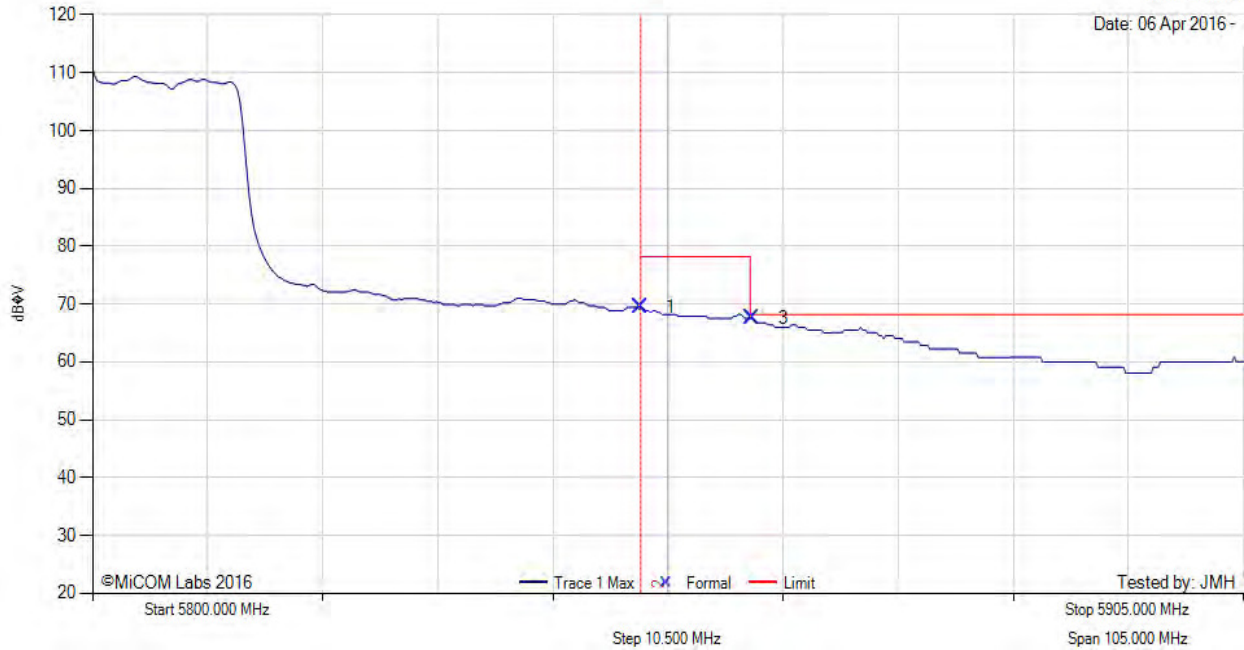
Variant: 802.11ac-80, Test Freq: 5775.00 MHz, Antenna: Aruba Networks ANT-3x3-5010, Power Setting: 91, Duty Cycle (%): 94.0

Measurement Distance: 3m

Sweep Time: 10.0 s

RBW: 1 MHz
VBW: 3 MHz

Date: 06 Apr 2016 -



Num	Frequency MHz	Raw dBµV	Cable Loss	AF dB	Level dBµV/m	Measurement Type	Pol	Hgt cm	Azt Deg	Limit dBµV/m	Margin dB	Pass /Fail
1	5850.00	31.02	3.81	34.63	69.46	Max Avg	Vertical	194	195	78.2	-8.8	Pass
3	5860.21	29.03	3.86	34.65	67.54	Max Avg	Vertical	194	195	68.2	-0.7	Pass
2	5850.00	--	--	--	--	Band Edge	--	--	--	--	--	--

Test Notes: EUT on table powered by AC. Connected to laptop outside chamber via enet. Power Reduction to meet Band Edge Limits

[back to matrix](#)

This test report may be reproduced in full only. The document may only be updated by MiCOM Labs personnel. All changes will be noted in the Document History section of the report.

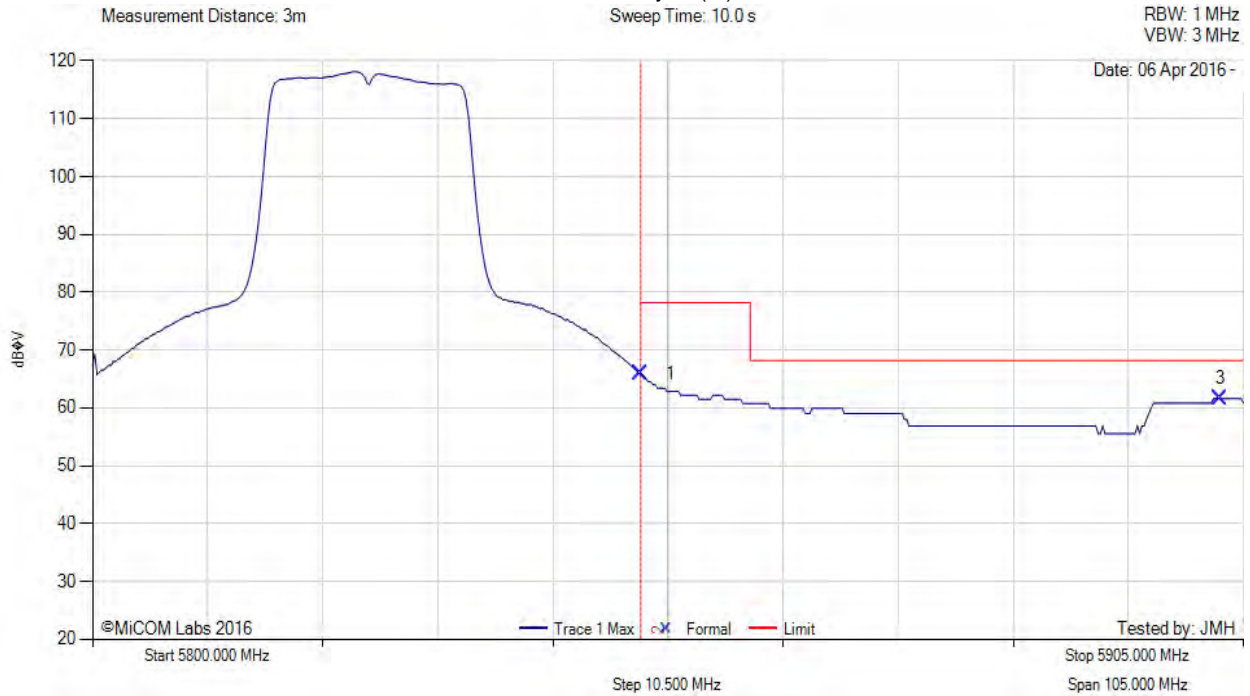


Title: Aruba Networks, Inc. APEX0100, APEX0101
To: FCC CFR 47 Part 15 Subpart E 15.407
Serial #: ARUB190-U5 Rev A
Issue Date: 18th April 2016
Page: 379 of 405

5850 MHz RADIATED BAND-EDGE EMISSIONS



Variant: 802.11n HT-20, Test Freq: 5825.00 MHz, Antenna: Aruba Networks ANT-3x3-5010, Power Setting: 95, Duty Cycle (%): 94.0



Num	Frequency MHz	Raw dBµV	Cable Loss	AF dB	Level dBµV/m	Measurement Type	Pol	Hgt cm	Azt Deg	Limit dBµV/m	Margin dB	Pass /Fail
1	5850.00	27.49	3.81	34.63	65.93	Max Avg	Vertical	194	195	78.2	-12.3	Pass
3	5902.90	23.02	3.82	34.77	61.61	Max Avg	Vertical	194	195	68.2	-6.6	Pass
2	5850.00	--	--	--	--	Band Edge	--	--	--	--	--	--

Test Notes: EUT on table powered by AC. Connected to laptop outside chamber via enet.

[back to matrix](#)

This test report may be reproduced in full only. The document may only be updated by MiCOM Labs personnel. All changes will be noted in the Document History section of the report.

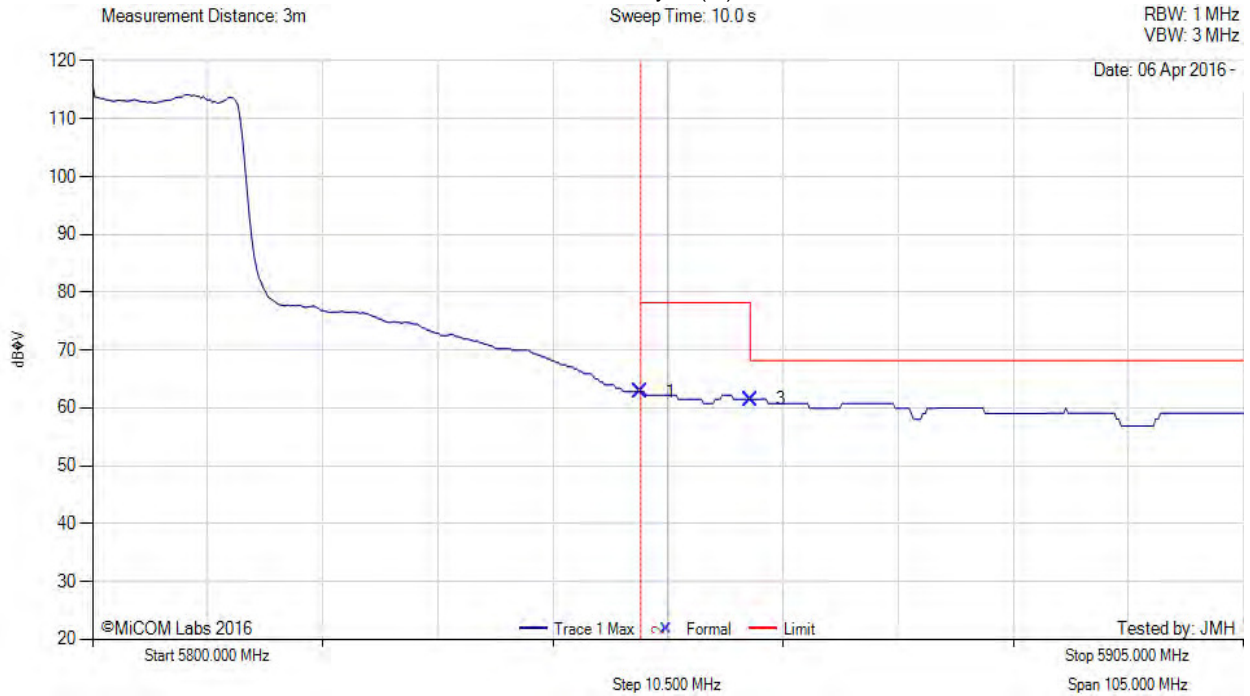


Title: Aruba Networks, Inc. APEX0100, APEX0101
To: FCC CFR 47 Part 15 Subpart E 15.407
Serial #: ARUB190-U5 Rev A
Issue Date: 18th April 2016
Page: 380 of 405

5850 MHz RADIATED BAND-EDGE EMISSIONS



Variant: 802.11n HT-40, Test Freq: 5795.00 MHz, Antenna: Aruba Networks ANT-3x3-5010, Power Setting: 95, Duty Cycle (%): 94.0



Num	Frequency MHz	Raw dBµV	Cable Loss	AF dB	Level dBµV/m	Measurement Type	Pol	Hgt cm	Azt Deg	Limit dBµV/m	Margin dB	Pass /Fail
1	5850.00	24.40	3.81	34.63	62.84	Max Avg	Vertical	194	195	78.2	-15.4	Pass
3	5860.00	23.01	3.86	34.65	61.52	Mav Avg	Vertical	194	195	68.2	-6.7	Pass
2	5850.00	--	--	--	--	Band Edge	--	--	--	--	--	--

Test Notes: EUT on table powered by AC. Connected to laptop outside chamber via enet.

[back to matrix](#)

This test report may be reproduced in full only. The document may only be updated by MiCOM Labs personnel. All changes will be noted in the Document History section of the report.



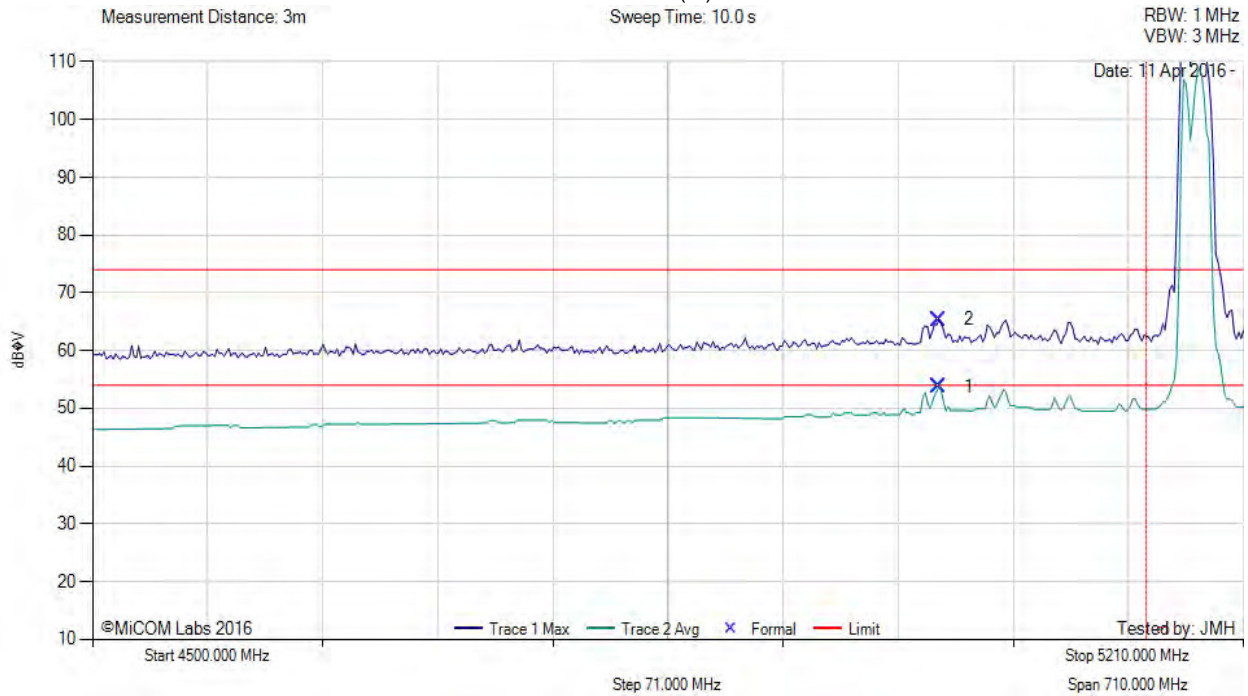
Title: Aruba Networks, Inc. APEX0100, APEX0101
To: FCC CFR 47 Part 15 Subpart E 15.407
Serial #: ARUB190-U5 Rev A
Issue Date: 18th April 2016
Page: 381 of 405

A.3.2.11. Aruba Networks ANT-3x3-5712



RESTRICTED LOWER BAND-EDGE EMISSIONS

Variant: 802.11a, Test Freq: 5180.00 MHz, Antenna: Aruba Networks ANT-3x3-5712, Power Setting: 51, Duty Cycle (%): 94



Num	Frequency MHz	Raw dBµV	Cable Loss	AF dB	Level dBµV/m	Measurement Type	Pol	Hgt cm	Azt Deg	Limit dBµV/m	Margin dB	Pass /Fail
1	5022.18	15.91	3.67	34.21	53.79	Max Avg	Vertical	178	358	54.0	-0.2	Pass
2	5022.18	27.47	3.67	34.21	65.35	Max Peak	Vertical	178	358	74.0	-8.7	Pass
3	5150.00	--	--	--	--	Band Edge	--	--	--	--	--	--

Test Notes: EUT on 150cm table powered by AC. ENET connected to laptop outside chamber. using 6 db pad to protect RCVR from fund +1 dB for external cables. Power reduced to meet Band Edge limits.

[back to matrix](#)

This test report may be reproduced in full only. The document may only be updated by MiCOM Labs personnel. All changes will be noted in the Document History section of the report.

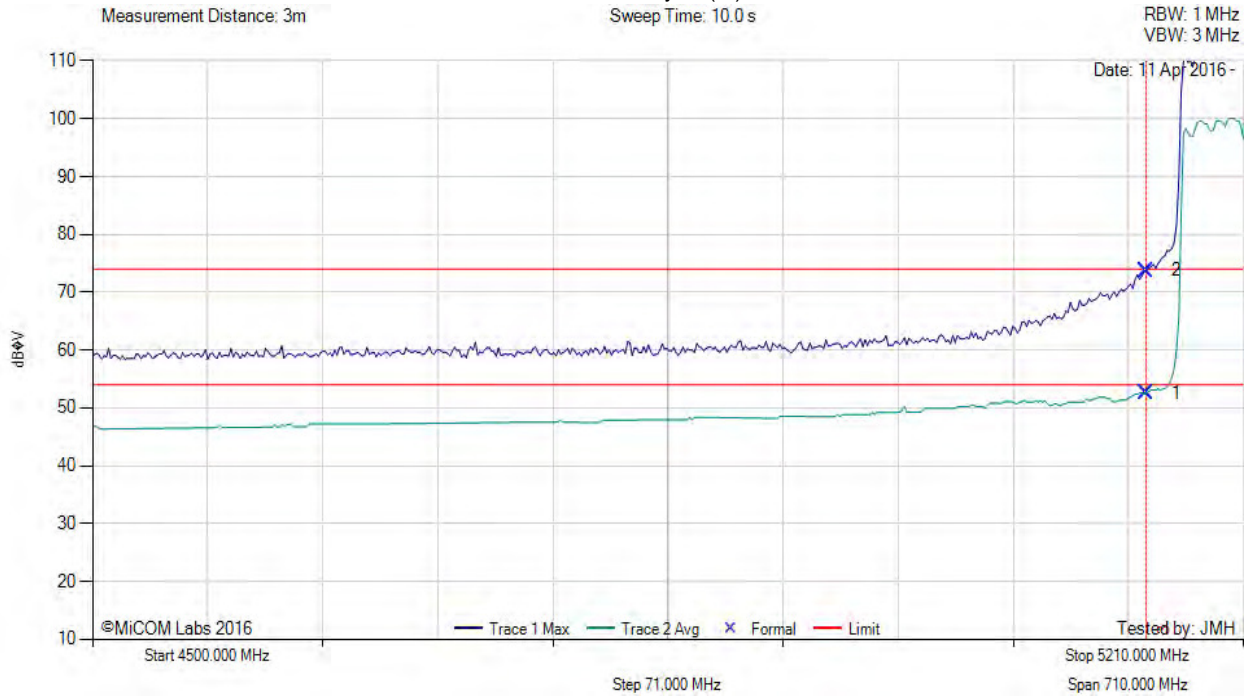


Title: Aruba Networks, Inc. APEX0100, APEX0101
To: FCC CFR 47 Part 15 Subpart E 15.407
Serial #: ARUB190-U5 Rev A
Issue Date: 18th April 2016
Page: 382 of 405

RESTRICTED LOWER BAND-EDGE EMISSIONS



Variant: 802.11ac-80, Test Freq: 5210.00 MHz, Antenna: Aruba Networks ANT-3x3-5712, Power Setting: 55, Duty Cycle (%): 94



Num	Frequency MHz	Raw dBμV	Cable Loss	AF dB	Level dBμV/m	Measurement Type	Pol	Hgt cm	Azt Deg	Limit dBμV/m	Margin dB	Pass /Fail
1	5150.00	14.85	3.67	34.11	52.63	Max Avg	Vertical	178	358	54.0	-1.4	Pass
2	5150.00	35.99	3.67	34.11	73.77	Max Peak	Vertical	178	358	74.0	-0.2	Pass
3	5150.00	--	--	--	--	Band Edge	--	--	--	--	--	--

Test Notes: EUT on 150cm table powered by AC. ENET connected to laptop outside chamber. using 6 db pad to protect RCVR from fund +1 dB for external cables. Power reduced to meet Band Edge Limits.

[back to matrix](#)

This test report may be reproduced in full only. The document may only be updated by MiCOM Labs personnel. All changes will be noted in the Document History section of the report.

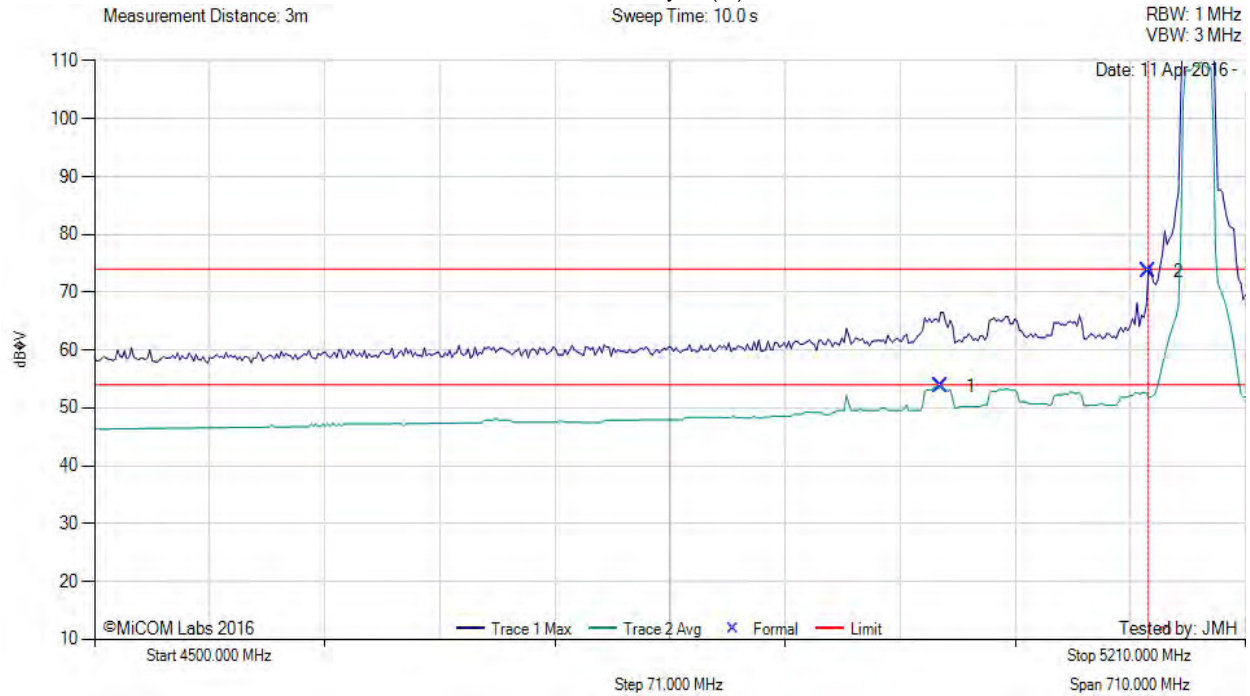


Title: Aruba Networks, Inc. APEX0100, APEX0101
To: FCC CFR 47 Part 15 Subpart E 15.407
Serial #: ARUB190-U5 Rev A
Issue Date: 18th April 2016
Page: 383 of 405

RESTRICTED LOWER BAND-EDGE EMISSIONS



Variant: 802.11n HT-20, Test Freq: 5180.00 MHz, Antenna: Aruba Networks ANT-3x3-5712, Power Setting: 72, Duty Cycle (%): 94



Num	Frequency MHz	Raw dBµV	Cable Loss	AF dB	Level dBµV/m	Measurement Type	Pol	Hgt cm	Azt Deg	Limit dBµV/m	Margin dB	Pass /Fail
1	5022.18	15.91	3.67	34.21	53.79	Max Avg	Vertical	178	358	54.0	-0.2	Pass
2	5150.00	35.80	3.67	34.11	73.58	Max Peak	Vertical	178	358	74.0	-0.4	Pass
3	5150.00	--	--	--	--	Band Edge	--	--	--	--	--	--

Test Notes: EUT on 150cm table powered by AC. ENET connected to laptop outside chamber. Using 6 db pad to protect RCVR from fund +1 dB for external cables. Power reduced to meet Band Edge Limits.

[back to matrix](#)

This test report may be reproduced in full only. The document may only be updated by MiCOM Labs personnel. All changes will be noted in the Document History section of the report.

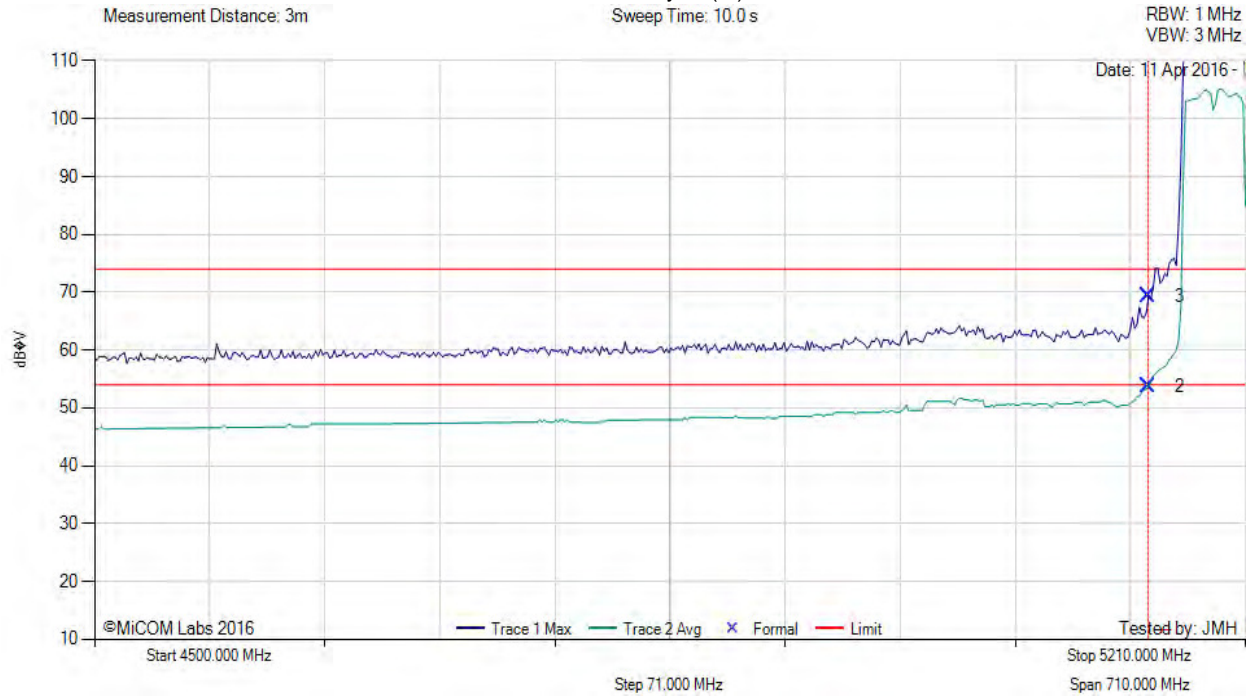


Title: Aruba Networks, Inc. APEX0100, APEX0101
To: FCC CFR 47 Part 15 Subpart E 15.407
Serial #: ARUB190-U5 Rev A
Issue Date: 18th April 2016
Page: 384 of 405

RESTRICTED LOWER BAND-EDGE EMISSIONS



Variant: 802.11n HT-40, Test Freq: 5190.00 MHz, Antenna: Aruba Networks ANT-3x3-5712, Power Setting: 62, Duty Cycle (%): 94



Num	Frequency MHz	Raw dBμV	Cable Loss	AF dB	Level dBμV/m	Measurement Type	Pol	Hgt cm	Azt Deg	Limit dBμV/m	Margin dB	Pass /Fail
2	5150.24	15.95	3.67	34.11	53.73	Max Avg	Vertical	178	358	54.0	-0.3	Pass
3	5150.24	31.58	3.67	34.11	69.36	Max Peak	Vertical	178	358	74.0	-4.6	Pass
1	5150.00	--	--	--	--	Band Edge	--	--	--	--	--	--

Test Notes: EUT on 150cm table powered by AC. ENET connected to laptop outside chamber.using 6 db pad to protect RCVR from fund +1 dB for external cables. Power reduced to meet band edge limits.

[back to matrix](#)

This test report may be reproduced in full only. The document may only be updated by MiCOM Labs personnel. All changes will be noted in the Document History section of the report.

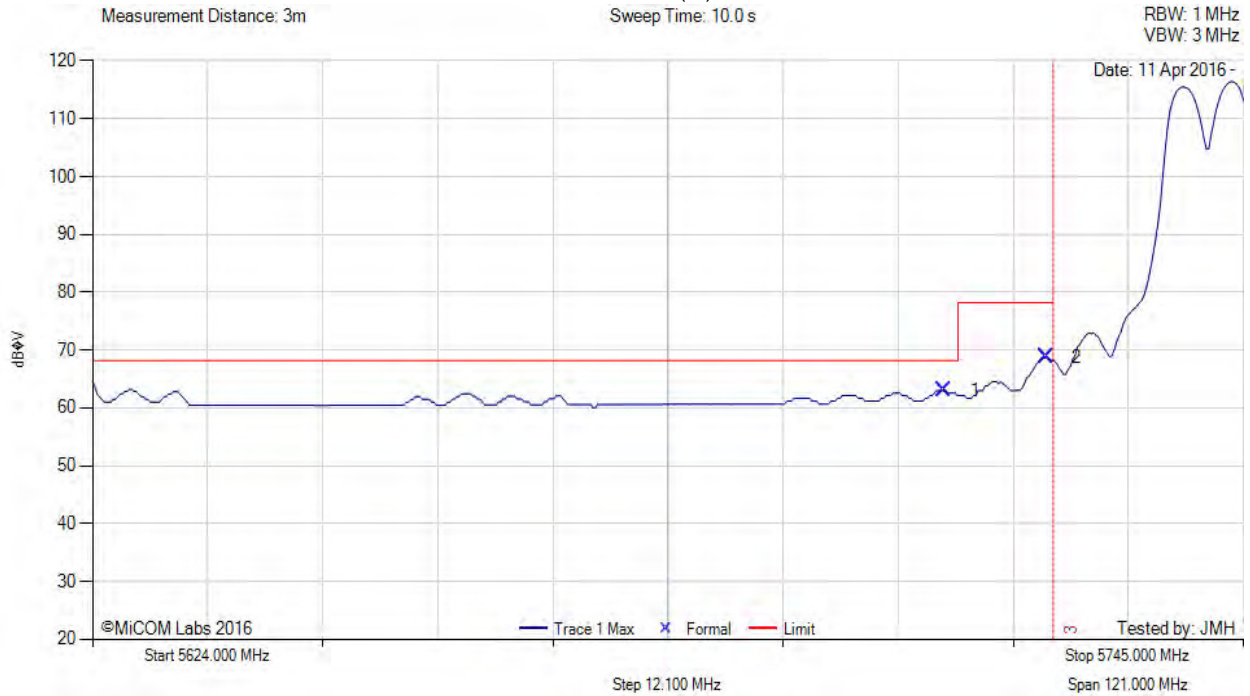


Title: Aruba Networks, Inc. APEX0100, APEX0101
To: FCC CFR 47 Part 15 Subpart E 15.407
Serial #: ARUB190-U5 Rev A
Issue Date: 18th April 2016
Page: 385 of 405

5725 MHz RADIATED BAND-EDGE EMISSIONS



Variant: 802.11a, Test Freq: 5745.00 MHz, Antenna: Aruba Networks ANT-3x3-5712, Power Setting: 95, Duty Cycle (%): 94



Num	Frequency MHz	Raw dBµV	Cable Loss	AF dB	Level dBµV/m	Measurement Type	Pol	Hgt cm	Azt Deg	Limit dBµV/m	Margin dB	Pass /Fail
1	5713.55	24.85	3.82	34.34	63.01	Max Avg	Horizontal	165	359	68.2	-5.2	Pass
2	5724.27	30.70	3.79	34.35	68.84	Max Avg	Horizontal	165	359	78.2	-9.4	Pass
3	5725.00	--	--	--	--	Band Edge	--	--	--	--	--	--

Test Notes: EUT on 150cm table powered by AC. ENET connected to laptop outside chamber. using 6 db pad to protect RCVR from fund +1 dB for external cables.

[back to matrix](#)

This test report may be reproduced in full only. The document may only be updated by MiCOM Labs personnel. All changes will be noted in the Document History section of the report.

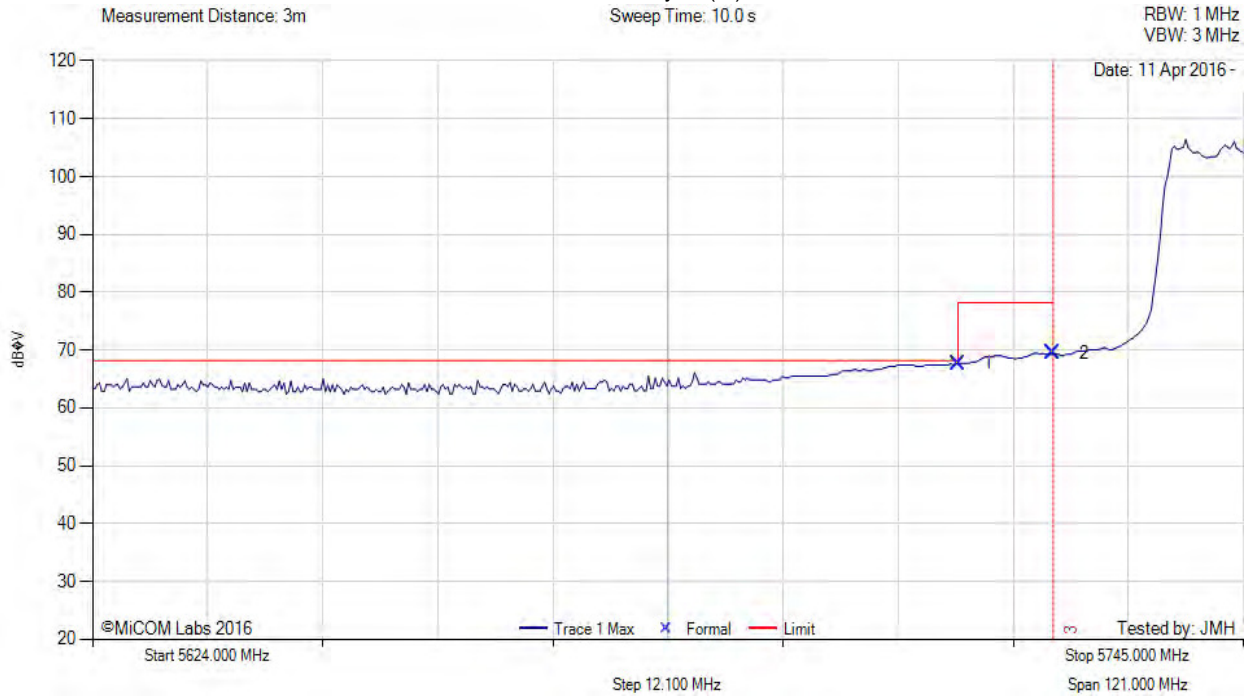


Title: Aruba Networks, Inc. APEX0100, APEX0101
To: FCC CFR 47 Part 15 Subpart E 15.407
Serial #: ARUB190-U5 Rev A
Issue Date: 18th April 2016
Page: 386 of 405

5725 MHz RADIATED BAND-EDGE EMISSIONS



Variant: 802.11ac-80, Test Freq: 5775.00 MHz, Antenna: Aruba Networks ANT-3x3-5712, Power Setting: 94, Duty Cycle (%): 94



Num	Frequency MHz	Raw dBµV	Cable Loss	AF dB	Level dBµV/m	Measurement Type	Pol	Hgt cm	Azt Deg	Limit dBµV/m	Margin dB	Pass /Fail
1	5715.00	29.55	3.81	34.34	67.70	Max Avg	Horizontal	165	359	68.2	-0.5	Pass
2	5725.00	31.32	3.79	34.35	69.46	Max Avg	Horizontal	165	359	78.2	-8.8	Pass
3	5725.00	--	--	--	--	Band Edge	--	--	--	--	--	--

Test Notes: EUT on 150cm table powered by AC. ENET connected to laptop outside chamber. using 6 db pad to protect RCVR from fund +1 dB for external cables.

[back to matrix](#)

This test report may be reproduced in full only. The document may only be updated by MiCOM Labs personnel. All changes will be noted in the Document History section of the report.

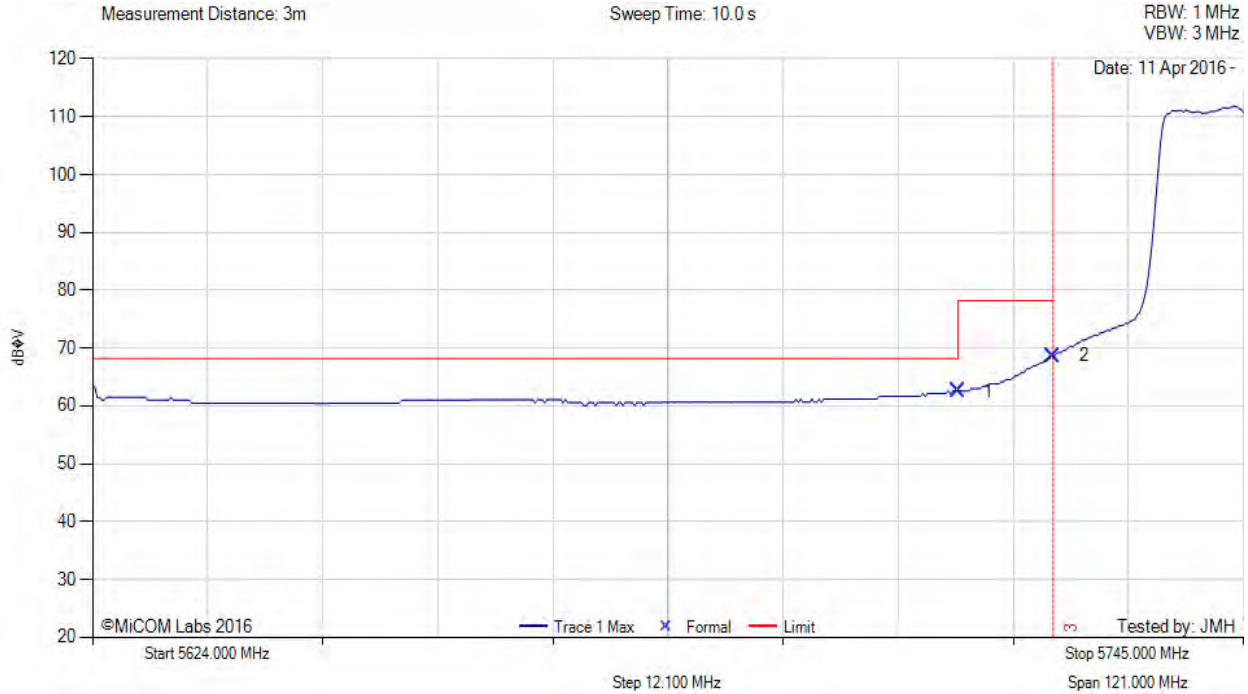


Title: Aruba Networks, Inc. APEX0100, APEX0101
To: FCC CFR 47 Part 15 Subpart E 15.407
Serial #: ARUB190-U5 Rev A
Issue Date: 18th April 2016
Page: 387 of 405

5725 MHz RADIATED BAND-EDGE EMISSIONS



Variant: 802.11n HT-20, Test Freq: 5745.00 MHz, Antenna: Aruba Networks ANT-3x3-5712, Power Setting: 95, Duty Cycle (%): 94



Num	Frequency MHz	Raw dBµV	Cable Loss	AF dB	Level dBµV/m	Measurement Type	Pol	Hgt cm	Azt Deg	Limit dBµV/m	Margin dB	Pass /Fail
1	5715.00	24.44	3.81	34.34	62.59	Max Avg	Horizontal	165	359	68.2	-5.6	Pass
2	5725.00	30.49	3.79	34.35	68.63	Max Avg	Horizontal	165	359	78.2	-9.6	Pass
3	5725.00	--	--	--	--	Band Edge	--	--	--	--	--	--

Test Notes: EUT on 150cm table powered by AC. ENET connected to laptop outside chamber. using 6 db pad to protect RCVR from fund +1 dB for external cables.

[back to matrix](#)

This test report may be reproduced in full only. The document may only be updated by MiCOM Labs personnel. All changes will be noted in the Document History section of the report.

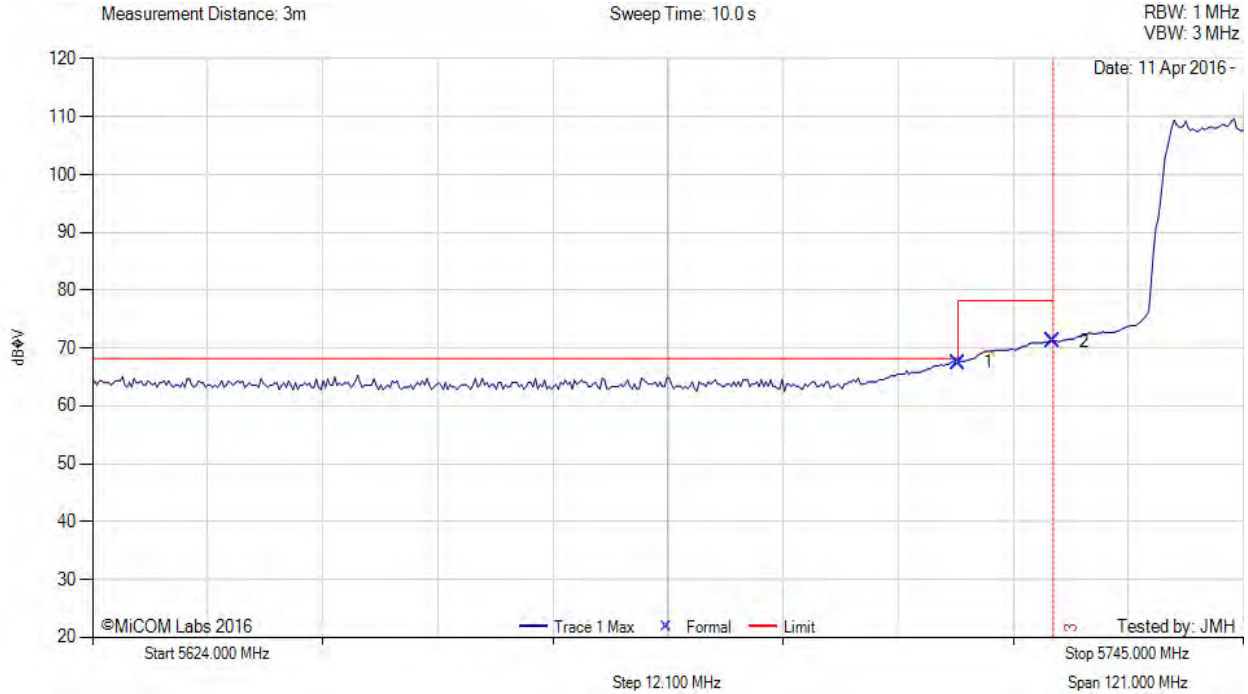


Title: Aruba Networks, Inc. APEX0100, APEX0101
To: FCC CFR 47 Part 15 Subpart E 15.407
Serial #: ARUB190-U5 Rev A
Issue Date: 18th April 2016
Page: 388 of 405

5725 MHz RADIATED BAND-EDGE EMISSIONS



Variant: 802.11n HT-40, Test Freq: 5755.00 MHz, Antenna: Aruba Networks ANT-3x3-5712, Power Setting: 95, Duty Cycle (%): 94



Num	Frequency MHz	Raw dBµV	Cable Loss	AF dB	Level dBµV/m	Measurement Type	Pol	Hgt cm	Azt Deg	Limit dBµV/m	Margin dB	Pass /Fail
1	5715.00	29.30	3.81	34.34	67.45	Max Avg	Horizontal	165	359	68.2	-0.8	Pass
2	5725.00	33.09	3.79	34.35	71.23	Max Avg	Horizontal	165	359	78.2	-7.0	Pass
3	5725.00	--	--	--	--	Band Edge	--	--	--	--	--	--

Test Notes: EUT on 150cm table powered by AC. ENET connected to laptop outside chamber. using 6 db pad to protect RCVR from fund +1 dB for external cables.

[back to matrix](#)

This test report may be reproduced in full only. The document may only be updated by MiCOM Labs personnel. All changes will be noted in the Document History section of the report.

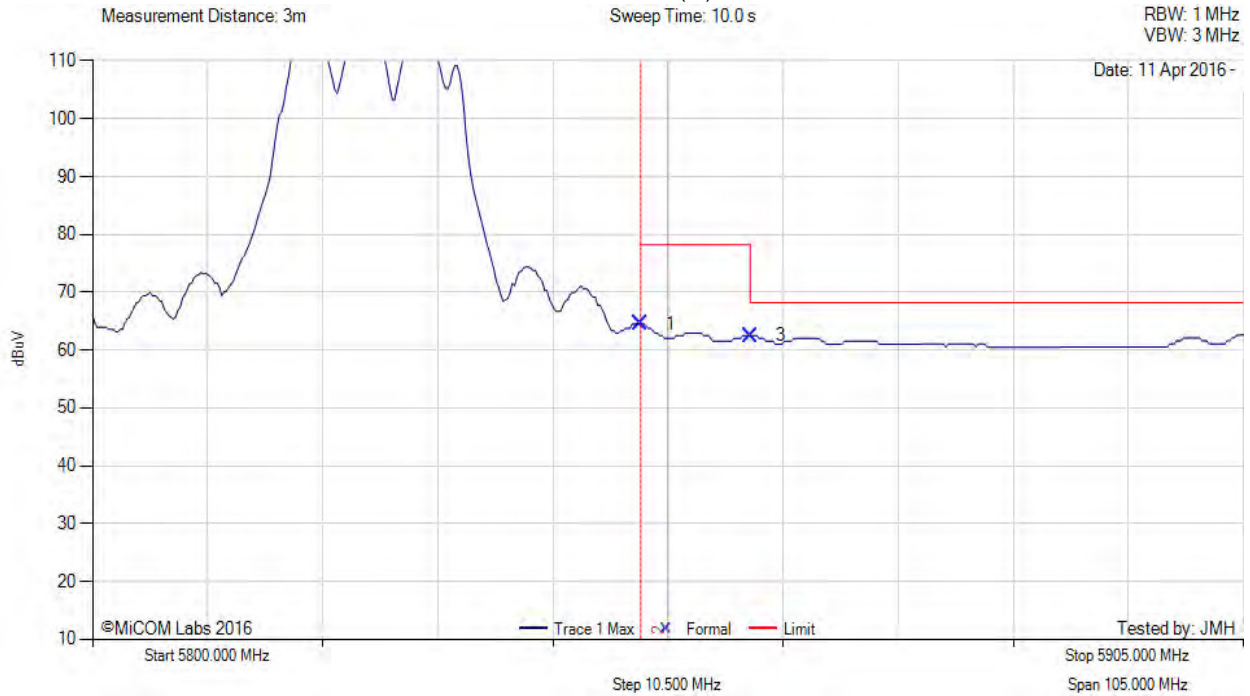


Title: Aruba Networks, Inc. APEX0100, APEX0101
To: FCC CFR 47 Part 15 Subpart E 15.407
Serial #: ARUB190-U5 Rev A
Issue Date: 18th April 2016
Page: 389 of 405

5850 MHz RADIATED BAND-EDGE EMISSIONS



Variant: 802.11a, Test Freq: 5825.00 MHz, Antenna: Aruba Networks ANT-3x3-5712, Power Setting: 95, Duty Cycle (%): 94



Num	Frequency MHz	Raw dBμV	Cable Loss	AF dB	Level dBμV/m	Measurement Type	Pol	Hgt cm	Azt Deg	Limit dBμV/m	Margin dB	Pass /Fail
1	5850.00	26.08	3.81	34.63	64.52	Max Avg	Horizontal	160	365	78.2	-13.7	Pass
3	5860.00	24.00	3.86	34.65	62.51	Max Avg	Horizontal	160	365	78.2	-15.7	Pass
2	5850.00	--	--	--	--	Band Edge	--	--	--	--	--	--

Test Notes: EUT on 150cm table powered by AC. ENET connected to laptop outside chamber. using 6 db pad to protect RCVR from fund +1 dB for external cables.

[back to matrix](#)

This test report may be reproduced in full only. The document may only be updated by MiCOM Labs personnel. All changes will be noted in the Document History section of the report.

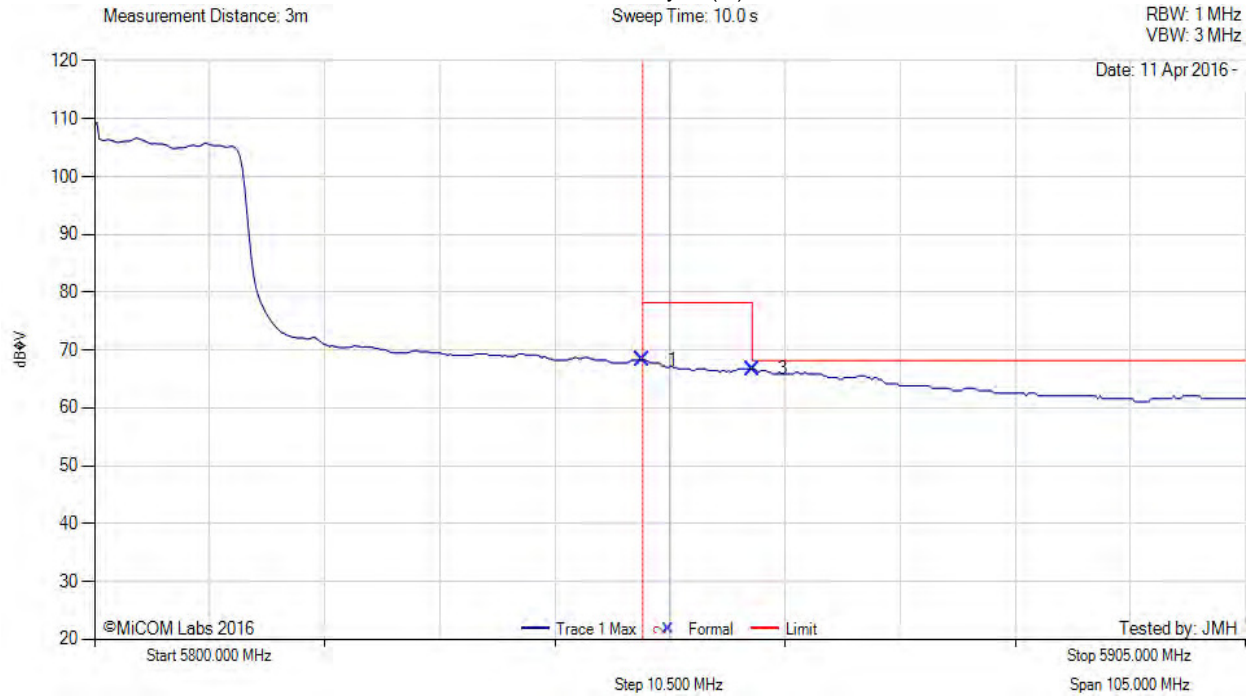


Title: Aruba Networks, Inc. APEX0100, APEX0101
To: FCC CFR 47 Part 15 Subpart E 15.407
Serial #: ARUB190-U5 Rev A
Issue Date: 18th April 2016
Page: 390 of 405

5850 MHz RADIATED BAND-EDGE EMISSIONS



Variant: 802.11ac-80, Test Freq: 5775.00 MHz, Antenna: Aruba Networks ANT-3x3-5712, Power Setting: 72, Duty Cycle (%): 94



Num	Frequency MHz	Raw dBµV	Cable Loss	AF dB	Level dBµV/m	Measurement Type	Pol	Hgt cm	Azt Deg	Limit dBµV/m	Margin dB	Pass /Fail
1	5850.00	29.84	3.81	34.63	68.28	Max Avg	Horizontal	160	365	78.2	-10.0	Pass
3	5860.00	28.26	3.86	34.65	66.77	Max Avg	Horizontal	160	365	78.2	-11.5	Pass
2	5850.00	--	--	--	--	Band Edge	--	--	--	--	--	--

Test Notes: EUT on 150cm table powered by AC. ENET connected to laptop outside chamber. using 6 db pad to protect RCVR from fund +1 dB for external cables.

[back to matrix](#)

This test report may be reproduced in full only. The document may only be updated by MiCOM Labs personnel. All changes will be noted in the Document History section of the report.

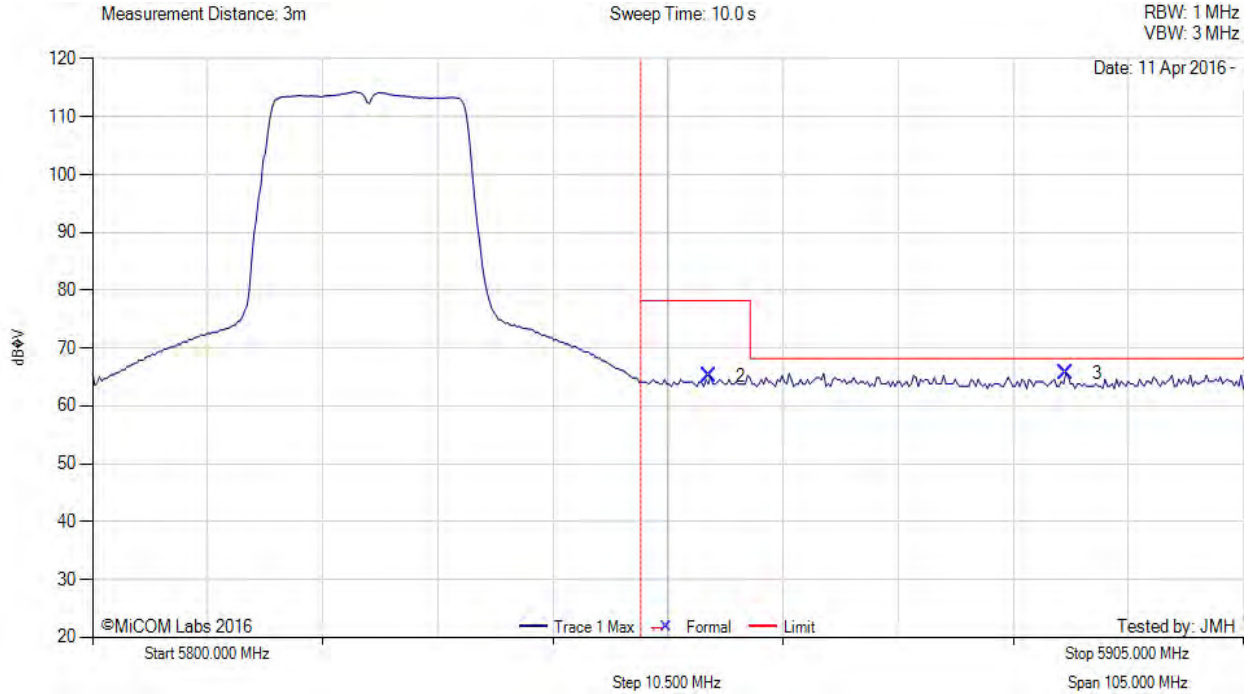


Title: Aruba Networks, Inc. APEX0100, APEX0101
To: FCC CFR 47 Part 15 Subpart E 15.407
Serial #: ARUB190-U5 Rev A
Issue Date: 18th April 2016
Page: 391 of 405

5850 MHz RADIATED BAND-EDGE EMISSIONS



Variant: 802.11n HT-20, Test Freq: 5825.00 MHz, Antenna: Aruba Networks ANT-3x3-5712, Power Setting: 95, Duty Cycle (%): 94



Num	Frequency MHz	Raw dBµV	Cable Loss	AF dB	Level dBµV/m	Measurement Type	Pol	Hgt cm	Azt Deg	Limit dBµV/m	Margin dB	Pass /Fail
2	5856.31	26.75	3.84	34.64	65.23	Max Avg	Horizontal	160	365	78.2	-13.0	Pass
3	5888.83	27.06	3.82	34.73	65.61	Max Avg	Horizontal	160	365	78.2	-12.6	Pass
1	5850.00	--	--	--	--	Band Edge	--	--	--	--	--	--

Test Notes: EUT on 150cm table powered by AC. ENET connected to laptop outside chamber. using 6 db pad to protect RCVR from fund +1 dB for external cables.

[back to matrix](#)

This test report may be reproduced in full only. The document may only be updated by MiCOM Labs personnel. All changes will be noted in the Document History section of the report.

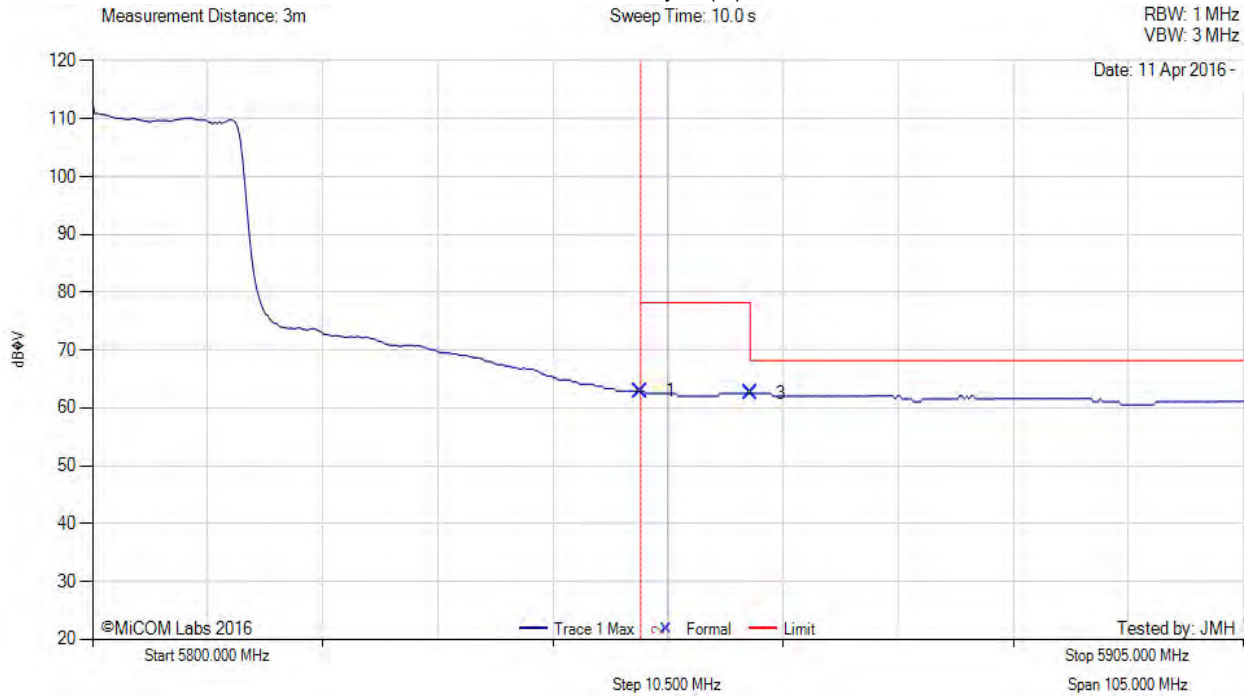


Title: Aruba Networks, Inc. APEX0100, APEX0101
To: FCC CFR 47 Part 15 Subpart E 15.407
Serial #: ARUB190-U5 Rev A
Issue Date: 18th April 2016
Page: 392 of 405

5850 MHz RADIATED BAND-EDGE EMISSIONS



Variant: 802.11n HT-40, Test Freq: 5795.00 MHz, Antenna: Aruba Networks ANT-3x3-5712, Power Setting: 95, Duty Cycle (%): 94



Num	Frequency MHz	Raw dBµV	Cable Loss	AF dB	Level dBµV/m	Measurement Type	Pol	Hgt cm	Azt Deg	Limit dBµV/m	Margin dB	Pass /Fail
1	5850.00	24.49	3.81	34.63	62.93	Max Avg	Horizontal	160	365	78.2	-15.3	Pass
3	5860.00	24.00	3.86	34.65	62.51	Max Avg	Horizontal	160	365	78.2	-15.7	Pass
2	5850.00	--	--	--	--	Band Edge	--	--	--	--	--	--

Test Notes: EUT on 150cm table powered by AC. ENET connected to laptop outside chamber. using 6 db pad to protect RCVR from fund +1 dB for external cables.

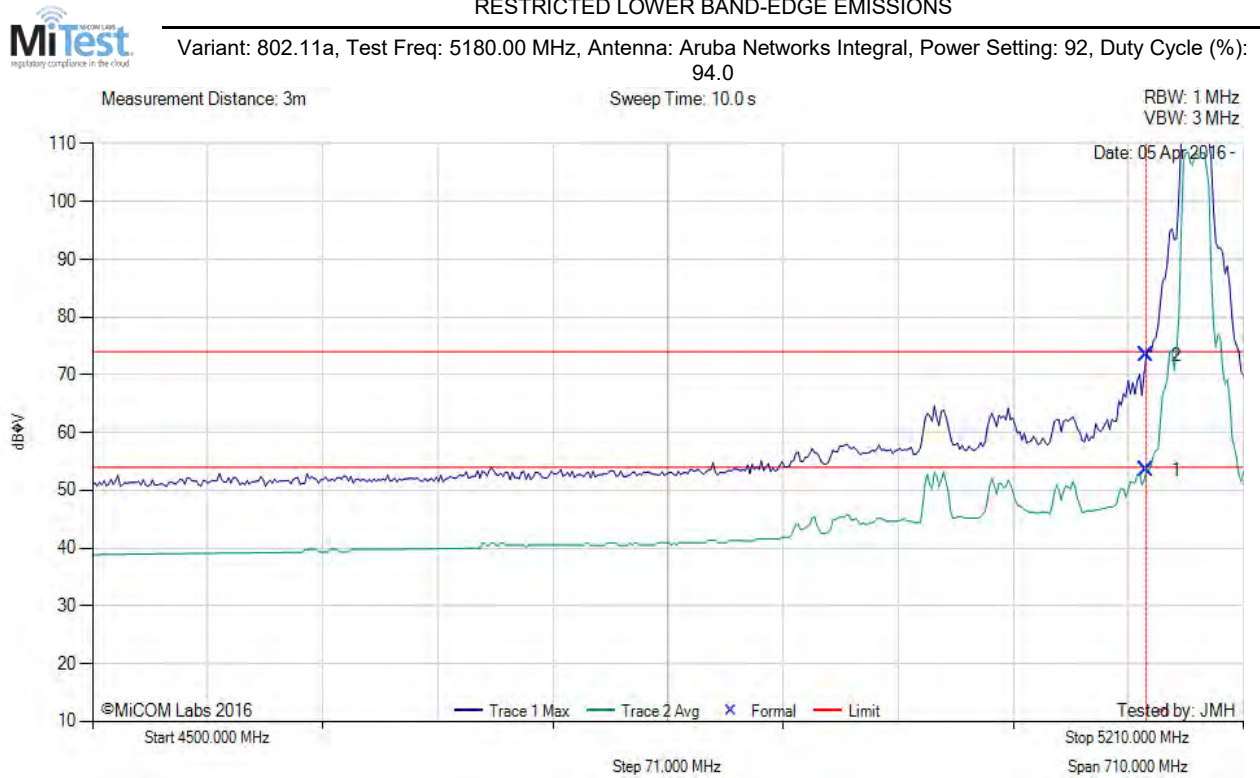
[back to matrix](#)

This test report may be reproduced in full only. The document may only be updated by MiCOM Labs personnel. All changes will be noted in the Document History section of the report.



Title: Aruba Networks, Inc. APEX0100, APEX0101
To: FCC CFR 47 Part 15 Subpart E 15.407
Serial #: ARUB190-U5 Rev A
Issue Date: 18th April 2016
Page: 393 of 405

A.3.2.12. Aruba Networks Integral



Num	Frequency MHz	Raw dBμV	Cable Loss	AF dB	Level dBμV/m	Measurement Type	Pol	Hgt cm	Azt Deg	Limit dBμV/m	Margin dB	Pass /Fail
1	5150.00	15.76	3.67	34.11	53.54	Max Avg	Vertical	126	267	54.0	-0.5	Pass
2	5150.00	35.69	3.67	34.11	73.47	Max Peak	Vertical	126	267	74.0	-0.5	Pass
3	5150.00	--	--	--	--	Band Edge	--	--	--	--	--	--

Test Notes: AP-275 powered by 7010 controller poe port, connected to laptop via mini-USB in chamber. PWR Reduction to meet limit

[back to matrix](#)

This test report may be reproduced in full only. The document may only be updated by MiCOM Labs personnel. All changes will be noted in the Document History section of the report.



Title: Aruba Networks, Inc. APEX0100, APEX0101
To: FCC CFR 47 Part 15 Subpart E 15.407
Serial #: ARUB190-U5 Rev A
Issue Date: 18th April 2016
Page: 394 of 405

RESTRICTED LOWER BAND-EDGE EMISSIONS

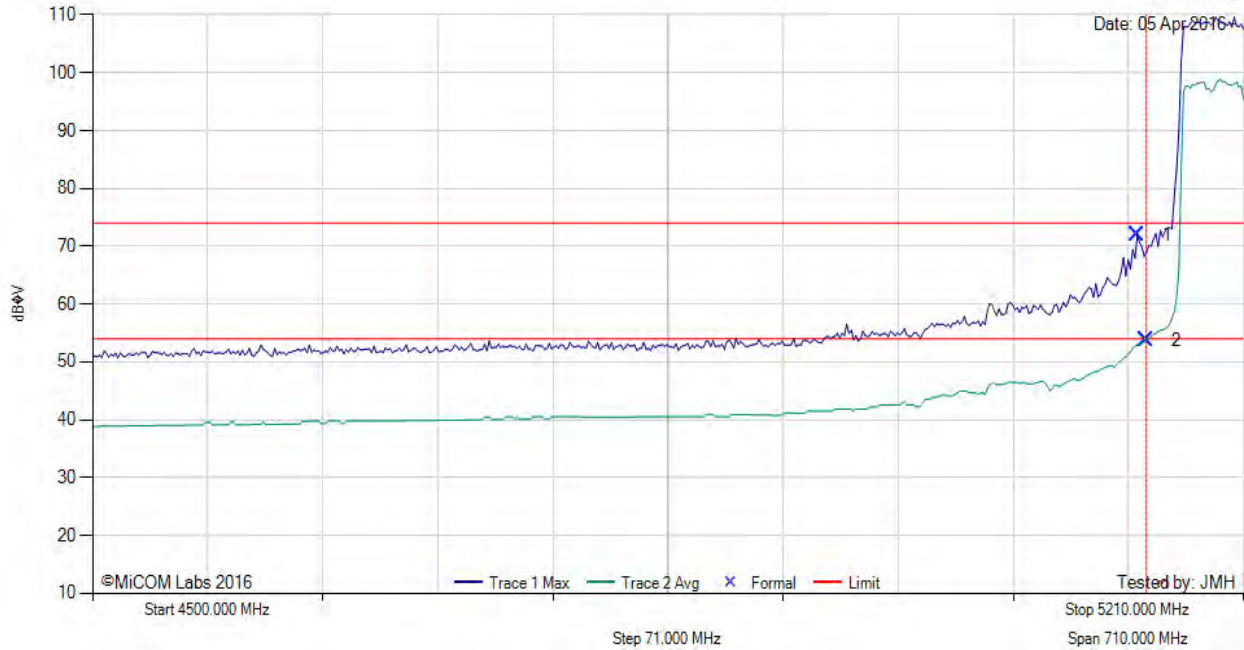


Variant: 802.11ac-80, Test Freq: 5210.00 MHz, Antenna: Aruba Networks Integral, Power Setting: 75, Duty Cycle (%): 94.0

Measurement Distance: 3m

Sweep Time: 10.0 s

RBW: 1 MHz
VBW: 3 MHz



Num	Frequency MHz	Raw dBμV	Cable Loss	AF dB	Level dBμV/m	Measurement Type	Pol	Hgt cm	Azt Deg	Limit dBμV/m	Margin dB	Pass /Fail
1	5144.31	34.07	3.70	34.12	71.89	Max Peak	Vertical	126	267	74.0	-2.1	Pass
2	5150.00	16.04	3.67	34.11	53.82	Max Avg	Vertical	126	267	54.0	-0.2	Pass
3	5150.00	--	--	--	--	Band Edge	--	--	--	--	--	--

Test Notes: AP-275 powered by 7010 controller poe port, connected to laptop via mini-USB in chamber. PWR Reduction to 75 to meet limit

[back to matrix](#)

This test report may be reproduced in full only. The document may only be updated by MiCOM Labs personnel. All changes will be noted in the Document History section of the report.



Title: Aruba Networks, Inc. APEX0100, APEX0101
To: FCC CFR 47 Part 15 Subpart E 15.407
Serial #: ARUB190-U5 Rev A
Issue Date: 18th April 2016
Page: 395 of 405

RESTRICTED LOWER BAND-EDGE EMISSIONS



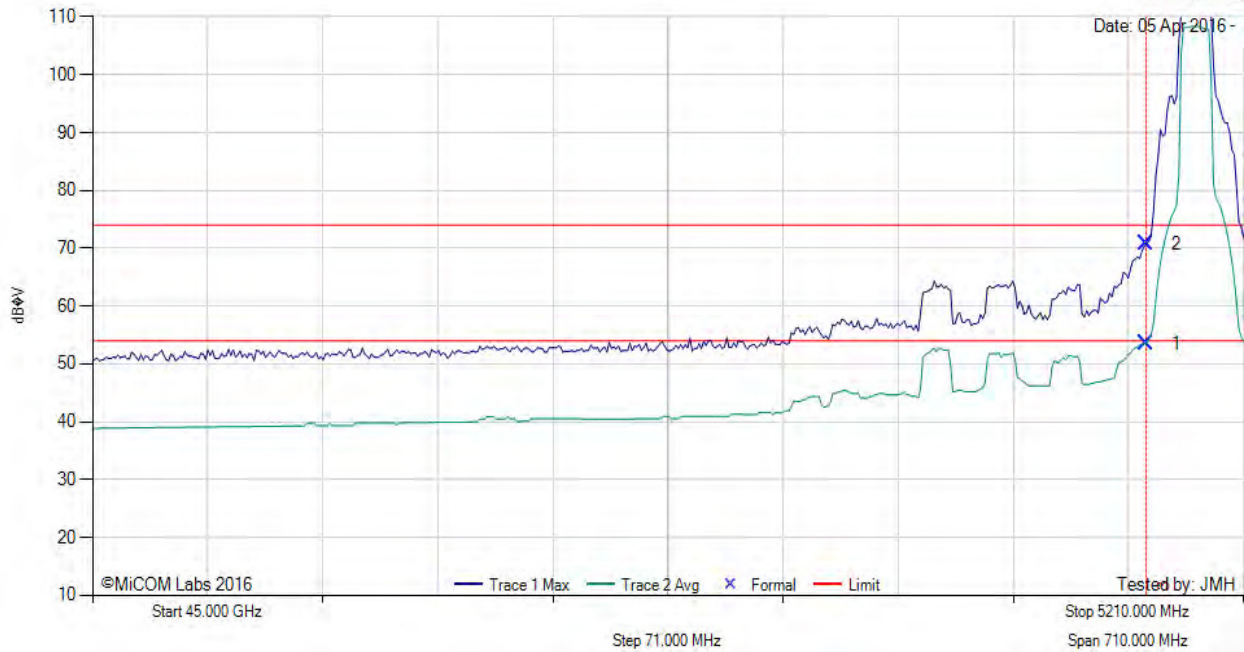
Variant: 802.11n HT-20, Test Freq: 5180.00 MHz, Antenna: Aruba Networks Integral, Power Setting: 93, Duty Cycle (%): 94.0

Measurement Distance: 3m

Sweep Time: 10.0 s

RBW: 1 MHz
VBW: 3 MHz

Date: 05 Apr 2016



Num	Frequency MHz	Raw dBμV	Cable Loss	AF dB	Level dBμV/m	Measurement Type	Pol	Hgt cm	Azt Deg	Limit dBμV/m	Margin dB	Pass /Fail
1	5150.00	15.76	3.67	34.11	53.54	Max Avg	Vertical	126	267	54.0	-0.5	Pass
2	5150.00	32.98	3.67	34.11	70.76	Max Peak	Vertical	126	267	74.0	-3.2	Pass
3	5150.00	--	--	--	--	Band Edge	--	--	--	--	--	--

Test Notes: AP-275 powered by 7010 controller poe port, connected to laptop via mini-USB in chamber. PWR Reduction to meet limit

[back to matrix](#)

This test report may be reproduced in full only. The document may only be updated by MiCOM Labs personnel. All changes will be noted in the Document History section of the report.

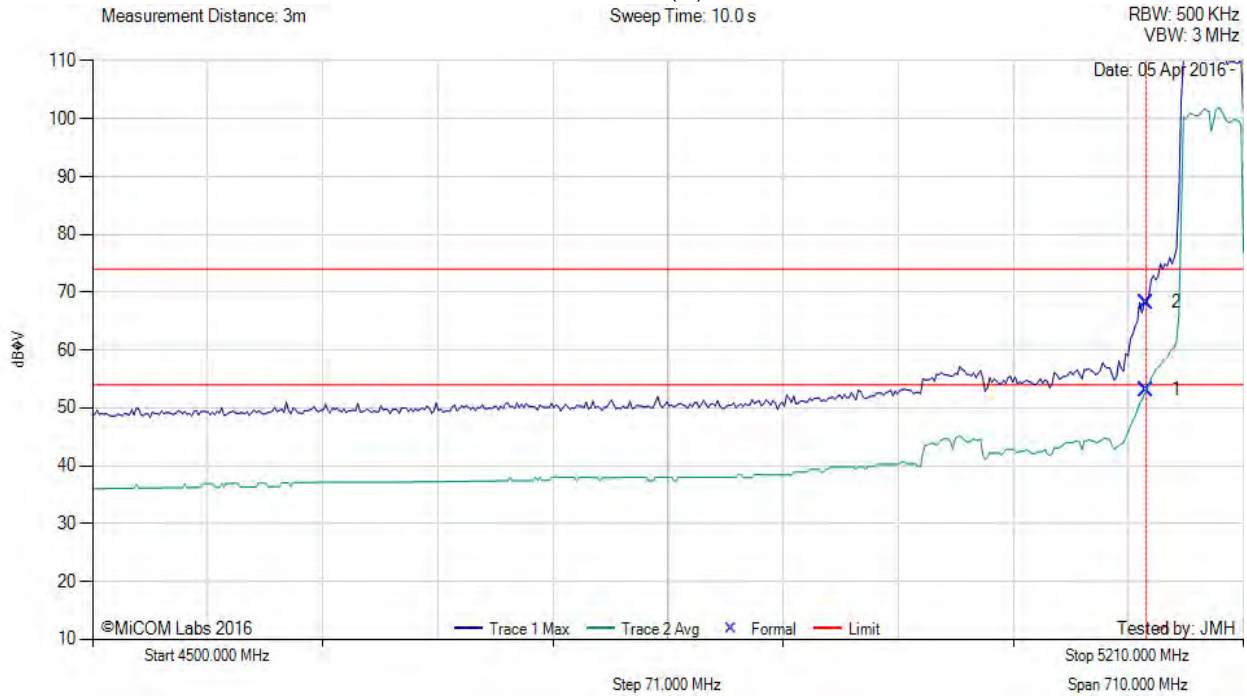


Title: Aruba Networks, Inc. APEX0100, APEX0101
To: FCC CFR 47 Part 15 Subpart E 15.407
Serial #: ARUB190-U5 Rev A
Issue Date: 18th April 2016
Page: 396 of 405

RESTRICTED LOWER BAND-EDGE EMISSIONS



Variant: 802.11n HT-40, Test Freq: 5190.00 MHz, Antenna: Aruba Networks Integral, Power Setting: 78, Duty Cycle (%): 94.0



Num	Frequency MHz	Raw dBμV	Cable Loss	AF dB	Level dBμV/m	Measurement Type	Pol	Hgt cm	Azt Deg	Limit dBμV/m	Margin dB	Pass /Fail
1	5150.00	15.37	3.67	34.11	53.15	Max Avg	Vertical	126	267	54.0	-0.9	Pass
2	5150.00	30.43	3.67	34.11	68.21	Max Peak	Vertical	126	267	74.0	-5.8	Pass
3	5150.00	--	--	--	--	Band Edge	--	--	--	--	--	--

Test Notes: AP-275 powered by 7010 controller poe port, connected to laptop via mini-USB in chamber. PWR Reduction to 78 to meet limit

[back to matrix](#)

This test report may be reproduced in full only. The document may only be updated by MiCOM Labs personnel. All changes will be noted in the Document History section of the report.



Title: Aruba Networks, Inc. APEX0100, APEX0101
To: FCC CFR 47 Part 15 Subpart E 15.407
Serial #: ARUB190-U5 Rev A
Issue Date: 18th April 2016
Page: 397 of 405

5725 MHz RADIATED BAND-EDGE EMISSIONS



Variant: 802.11a, Test Freq: 5745.00 MHz, Antenna: Aruba Networks Integral, Power Setting: 95, Duty Cycle (%): 94.0



Num	Frequency MHz	Raw dBµV	Cable Loss	AF dB	Level dBµV/m	Measurement Type	Pol	Hgt cm	Azt Deg	Limit dBµV/m	Margin dB	Pass /Fail
1	5715.00	18.32	3.81	34.34	56.47	Max Avg	Vertical	126	259	68.2	-11.8	Pass
2	5724.76	26.55	3.79	34.35	64.69	Max Avg	Vertical	126	259	78.2	-13.5	Pass
3	5725.00	--	--	--	--	Band Edge	--	--	--	--	--	--

Test Notes: AP-275 powered by 7010 controller poe port, connected to laptop via mini-USB in chamber

[back to matrix](#)

This test report may be reproduced in full only. The document may only be updated by MiCOM Labs personnel. All changes will be noted in the Document History section of the report.



Title: Aruba Networks, Inc. APEX0100, APEX0101
To: FCC CFR 47 Part 15 Subpart E 15.407
Serial #: ARUB190-U5 Rev A
Issue Date: 18th April 2016
Page: 398 of 405

5725 MHz RADIATED BAND-EDGE EMISSIONS



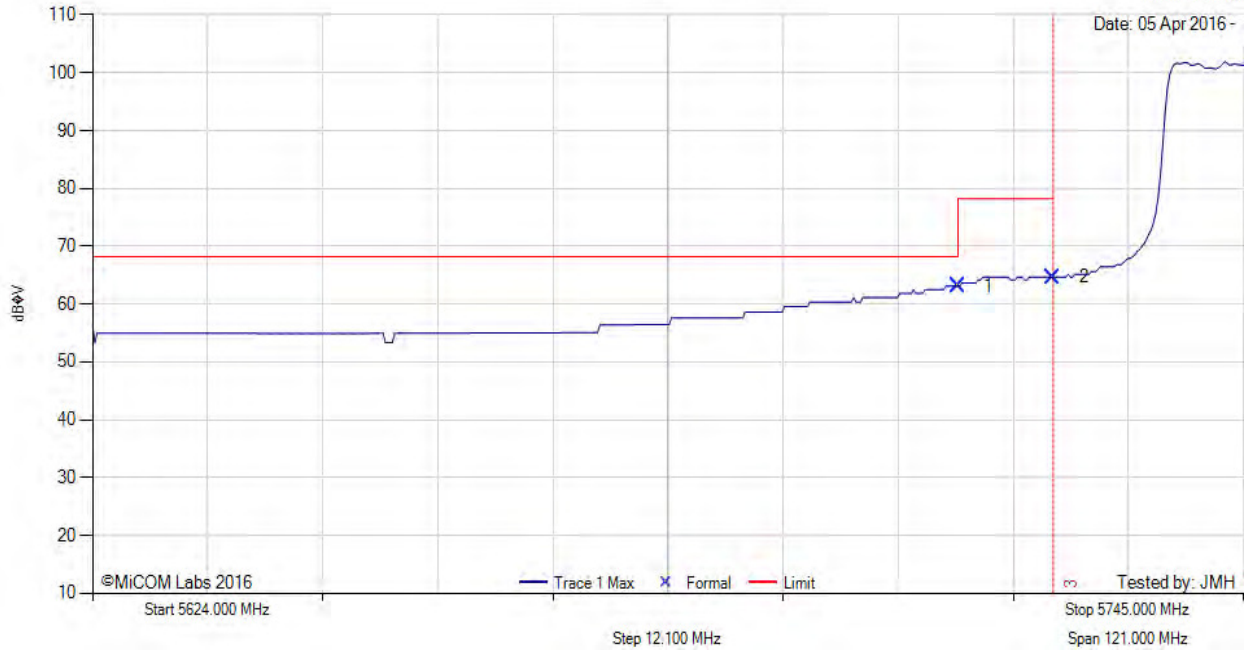
Variant: 802.11ac-80, Test Freq: 5775.00 MHz, Antenna: Aruba Networks Integral, Power Setting: 94, Duty Cycle (%): 94.0

Measurement Distance: 3m

Sweep Time: 10.0 s

RBW: 1 MHz
VBW: 3 MHz

Date: 05 Apr 2016 -



Num	Frequency MHz	Raw dBµV	Cable Loss	AF dB	Level dBµV/m	Measurement Type	Pol	Hgt cm	Azt Deg	Limit dBµV/m	Margin dB	Pass /Fail
1	5715.00	24.94	3.81	34.34	63.09	Max Avg	Vertical	126	259	68.2	-5.1	Pass
2	5725.00	26.55	3.79	34.35	64.69	Max Avg	Vertical	126	259	78.2	-13.5	Pass
3	5725.00	--	--	--	--	Band Edge	--	--	--	--	--	--

Test Notes: AP-275 powered by 7010 controller poe port, connected to laptop via mini-USB in chamber

[back to matrix](#)

This test report may be reproduced in full only. The document may only be updated by MiCOM Labs personnel. All changes will be noted in the Document History section of the report.

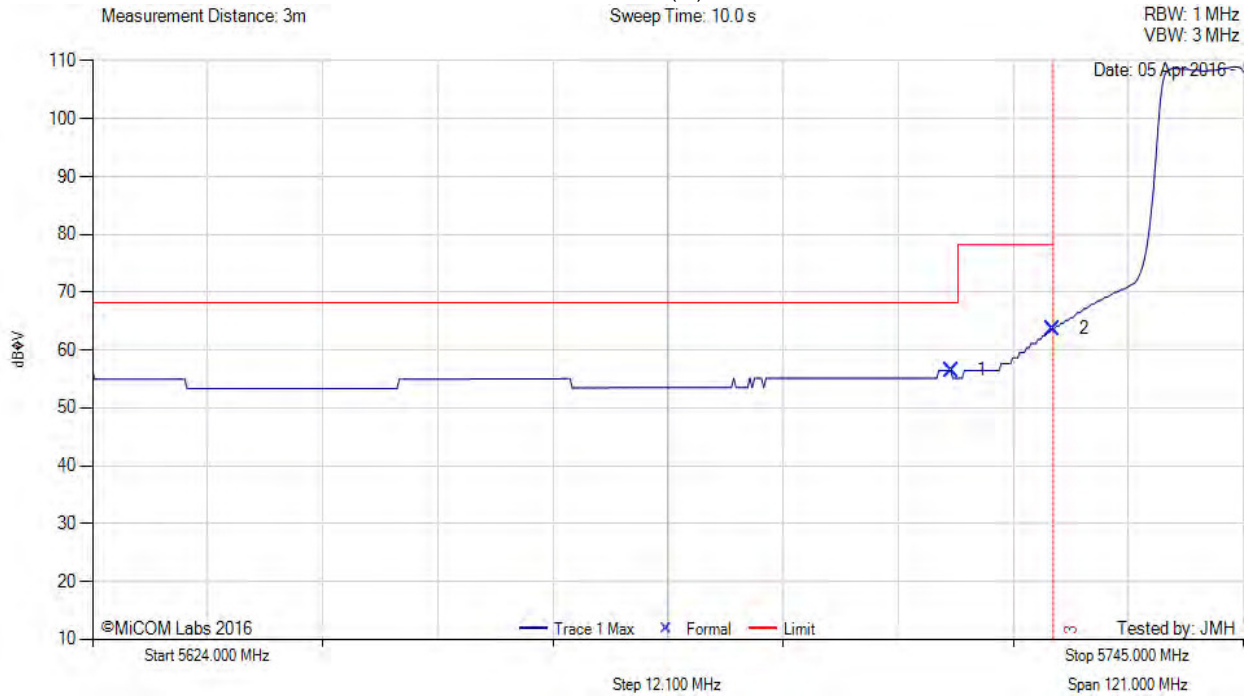


Title: Aruba Networks, Inc. APEX0100, APEX0101
To: FCC CFR 47 Part 15 Subpart E 15.407
Serial #: ARUB190-U5 Rev A
Issue Date: 18th April 2016
Page: 399 of 405

5725 MHz RADIATED BAND-EDGE EMISSIONS



Variant: 802.11n HT-20, Test Freq: 5745.00 MHz, Antenna: Aruba Networks Integral, Power Setting: 95, Duty Cycle (%): 94.0



Num	Frequency MHz	Raw dBµV	Cable Loss	AF dB	Level dBµV/m	Measurement Type	Pol	Hgt cm	Azt Deg	Limit dBµV/m	Margin dB	Pass /Fail
1	5714.27	18.31	3.82	34.34	56.47	Max Avg	Vertical	126	259	68.2	-11.8	Pass
2	5725.00	25.53	3.79	34.35	63.67	Max Avg	Vertical	126	259	78.2	-14.6	Pass
3	5725.00	--	--	--	--	Band Edge	--	--	--	--	--	--

Test Notes: AP-275 powered by 7010 controller poe port, connected to laptop via mini-USB in chamber

[back to matrix](#)

This test report may be reproduced in full only. The document may only be updated by MiCOM Labs personnel. All changes will be noted in the Document History section of the report.

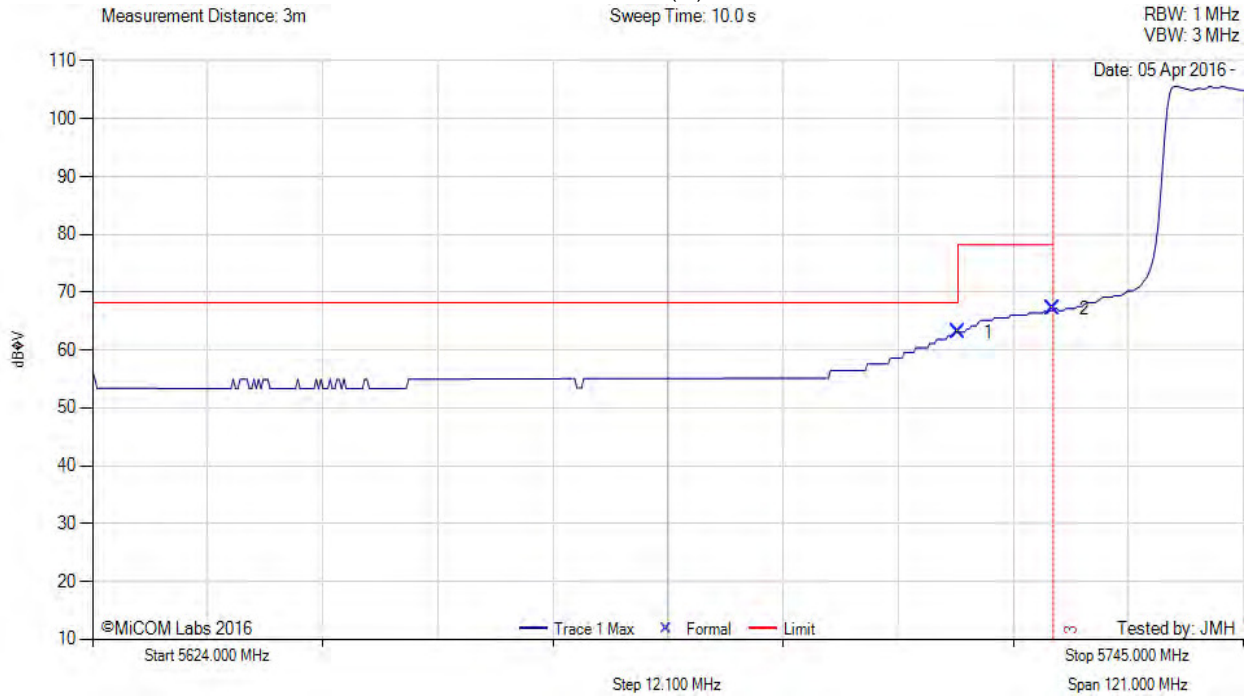


Title: Aruba Networks, Inc. APEX0100, APEX0101
To: FCC CFR 47 Part 15 Subpart E 15.407
Serial #: ARUB190-U5 Rev A
Issue Date: 18th April 2016
Page: 400 of 405

5725 MHz RADIATED BAND-EDGE EMISSIONS



Variant: 802.11n HT-40, Test Freq: 5755.00 MHz, Antenna: Aruba Networks Integral, Power Setting: 95, Duty Cycle (%): 94.0



Num	Frequency MHz	Raw dBμV	Cable Loss	AF dB	Level dBμV/m	Measurement Type	Pol	Hgt cm	Azt Deg	Limit dBμV/m	Margin dB	Pass /Fail
1	5715.00	24.94	3.81	34.34	63.09	Max Avg	Vertical	126	259	68.2	-5.1	Pass
2	5725.00	29.05	3.79	34.35	67.19	Max Avg	Vertical	126	259	78.2	-11.0	Pass
3	5725.00	--	--	--	--	Band Edge	--	--	--	--	--	--

Test Notes: AP-275 powered by 7010 controller poe port, connected to laptop via mini-USB in chamber

[back to matrix](#)

This test report may be reproduced in full only. The document may only be updated by MiCOM Labs personnel. All changes will be noted in the Document History section of the report.

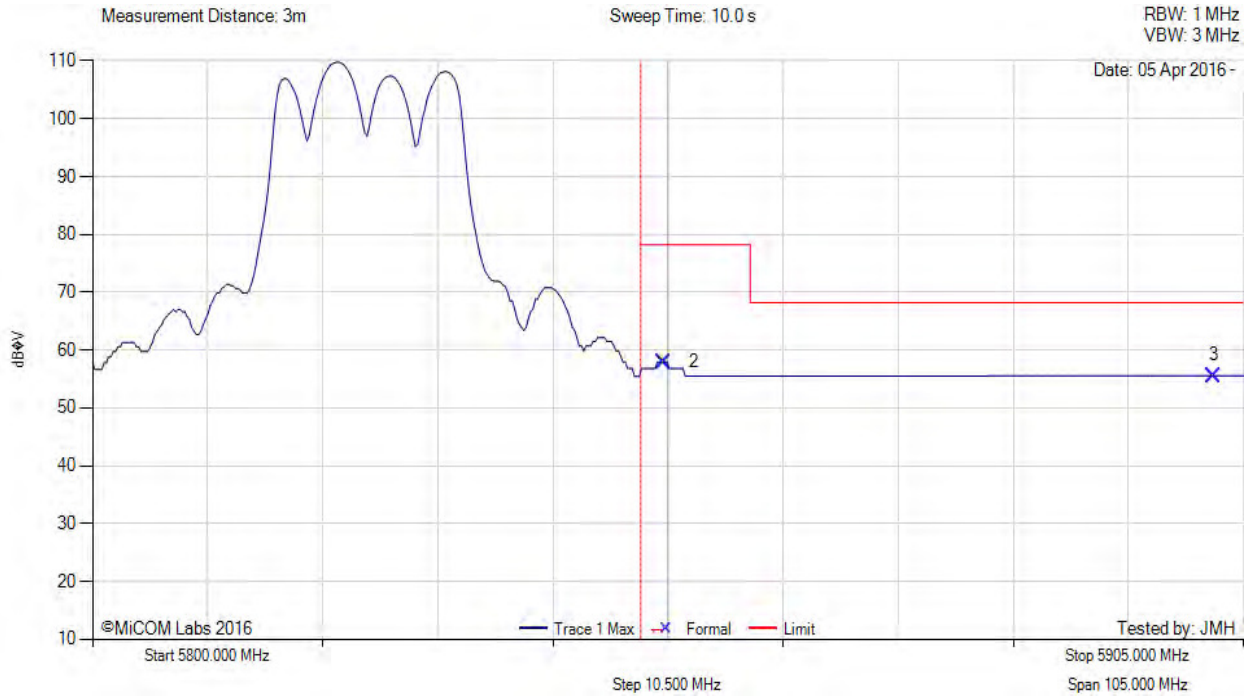


Title: Aruba Networks, Inc. APEX0100, APEX0101
To: FCC CFR 47 Part 15 Subpart E 15.407
Serial #: ARUB190-U5 Rev A
Issue Date: 18th April 2016
Page: 401 of 405

5850 MHz RADIATED BAND-EDGE EMISSIONS



Variant: 802.11a, Test Freq: 5825.00 MHz, Antenna: Aruba Networks Integral, Power Setting: 95, Duty Cycle (%): 94.0



Num	Frequency MHz	Raw dBµV	Cable Loss	AF dB	Level dBµV/m	Measurement Type	Pol	Hgt cm	Azt Deg	Limit dBµV/m	Margin dB	Pass /Fail
2	5852.10	19.53	3.82	34.63	57.98	Max Avg	Vertical	126	43	78.2	-20.3	Pass
3	5902.26	17.00	3.82	34.77	55.59	Max Avg	Vertical	126	43	68.2	-12.6	Pass
1	5850.00	--	--	--	--	Band Edge	--	--	--	--	--	--

Test Notes: AP-275 powered by 7010 controller poe port, connected to laptop via mini-USB in chamber

[back to matrix](#)

This test report may be reproduced in full only. The document may only be updated by MiCOM Labs personnel. All changes will be noted in the Document History section of the report.



Title: Aruba Networks, Inc. APEX0100, APEX0101
To: FCC CFR 47 Part 15 Subpart E 15.407
Serial #: ARUB190-U5 Rev A
Issue Date: 18th April 2016
Page: 402 of 405

5850 MHz RADIATED BAND-EDGE EMISSIONS



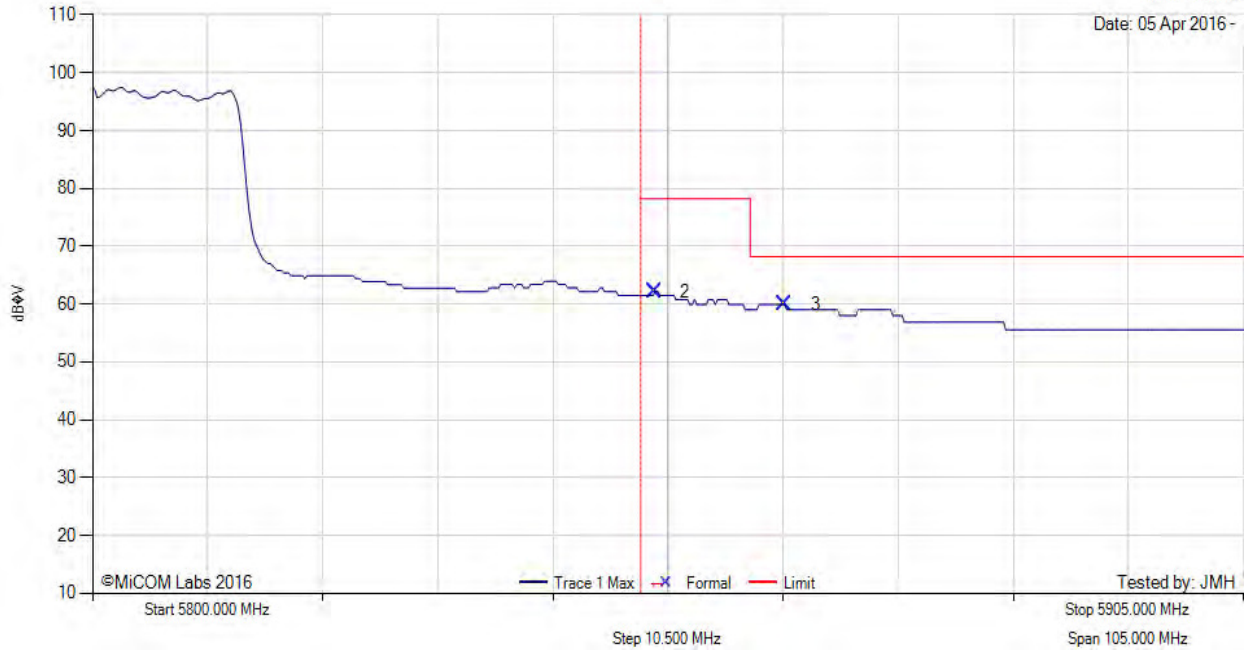
Variant: 802.11ac-80, Test Freq: 5775.00 MHz, Antenna: Aruba Networks Integral, Power Setting: 94, Duty Cycle (%): 94.0

Measurement Distance: 3m

Sweep Time: 10.0 s

RBW: 1 MHz
VBW: 3 MHz

Date: 05 Apr 2016 -



Num	Frequency MHz	Raw dBµV	Cable Loss	AF dB	Level dBµV/m	Measurement Type	Pol	Hgt cm	Azt Deg	Limit dBµV/m	Margin dB	Pass /Fail
2	5851.26	23.76	3.81	34.63	62.20	Max Avg	Vertical	126	43	78.2	-16.0	Pass
3	5863.16	21.44	3.85	34.66	59.95	Max Avg	Vertical	126	43	68.2	-8.3	Pass
1	5850.00	--	--	--	--	Band Edge	--	--	--	--	--	--

Test Notes: AP-275 powered by 7010 controller poe port, connected to laptop via mini-USB in chamber

[back to matrix](#)

This test report may be reproduced in full only. The document may only be updated by MiCOM Labs personnel. All changes will be noted in the Document History section of the report.



Title: Aruba Networks, Inc. APEX0100, APEX0101
To: FCC CFR 47 Part 15 Subpart E 15.407
Serial #: ARUB190-U5 Rev A
Issue Date: 18th April 2016
Page: 403 of 405

5850 MHz RADIATED BAND-EDGE EMISSIONS



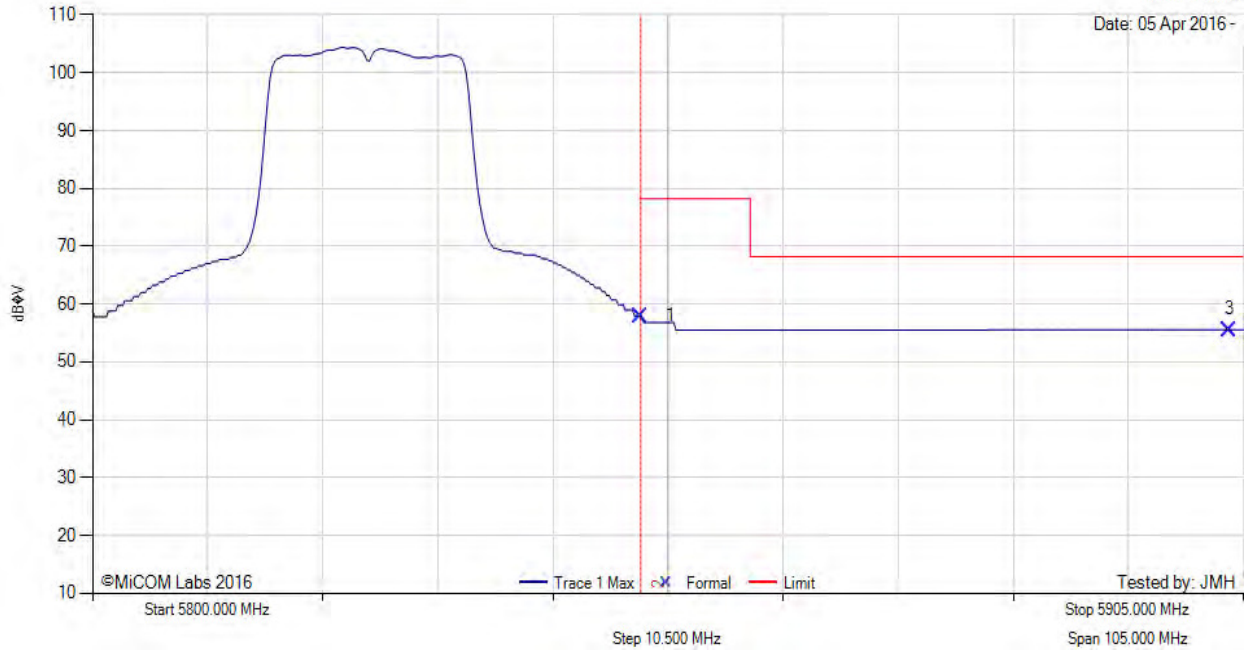
Variant: 802.11n HT-20, Test Freq: 5825.00 MHz, Antenna: Aruba Networks Integral, Power Setting: 95, Duty Cycle (%): 94.0

Measurement Distance: 3m

Sweep Time: 10.0 s

RBW: 1 MHz
VBW: 3 MHz

Date: 05 Apr 2016 -



Num	Frequency MHz	Raw dBµV	Cable Loss	AF dB	Level dBµV/m	Measurement Type	Pol	Hgt cm	Azt Deg	Limit dBµV/m	Margin dB	Pass /Fail
1	5850.00	19.53	3.81	34.63	57.97	Max Avg	Vertical	126	43	78.2	-20.3	Pass
3	5903.74	17.00	3.82	34.77	55.59	Max Avg	Vertical	126	43	68.2	-12.6	Pass
2	5850.00	--	--	--	--	Band Edge	--	--	--	--	--	--

Test Notes: AP-275 powered by 7010 controller poe port, connected to laptop via mini-USB in chamber

[back to matrix](#)

This test report may be reproduced in full only. The document may only be updated by MiCOM Labs personnel. All changes will be noted in the Document History section of the report.

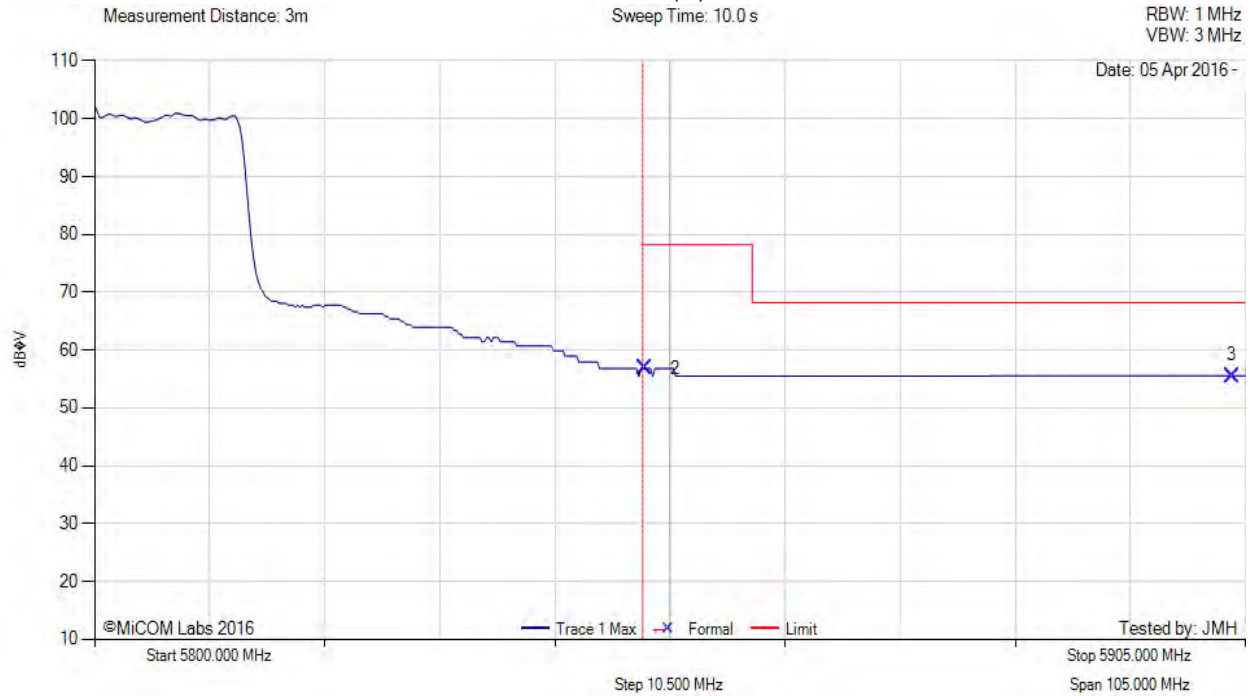


Title: Aruba Networks, Inc. APEX0100, APEX0101
To: FCC CFR 47 Part 15 Subpart E 15.407
Serial #: ARUB190-U5 Rev A
Issue Date: 18th April 2016
Page: 404 of 405

5850 MHz RADIATED BAND-EDGE EMISSIONS



Variant: 802.11n HT-40, Test Freq: 5795.00 MHz, Antenna: Aruba Networks Integral, Power Setting: 95, Duty Cycle (%): 94.0



Num	Frequency MHz	Raw dBµV	Cable Loss	AF dB	Level dBµV/m	Measurement Type	Pol	Hgt cm	Azt Deg	Limit dBµV/m	Margin dB	Pass /Fail
2	5850.21	18.38	3.81	34.63	56.82	Max Avg	Vertical	126	43	78.2	-21.4	Pass
3	5903.77	17.00	3.82	34.77	55.59	Max Avg	Vertical	126	43	68.2	-12.6	Pass
1	5850.00	--	--	--	--	Band Edge	--	--	--	--	--	--

Test Notes: AP-275 powered by 7010 controller poe port, connected to laptop via mini-USB in chamber

[back to matrix](#)

This test report may be reproduced in full only. The document may only be updated by MiCOM Labs personnel. All changes will be noted in the Document History section of the report.



575 Boulder Court
Pleasanton, California 94566, USA
Tel: +1 (925) 462 0304
Fax: +1 (925) 462 0306
www.micomlabs.com