

6 dB BANDWIDTH

802.11a Mode		6 dB Bandwidth [MHz]		
Frequency [MHz]	Channel No.	ANT1	ANT2	Limit
5745	149	16.43	16.38	≥ 0.500
5785	157	16.38	16.41	
5825	165	16.39	16.42	

802.11n(HT20) Mode		6 dB Bandwidth [MHz]		
Frequency [MHz]	Channel No.	ANT1	ANT2	Limit
5745	149	17.70	17.64	≥ 0.500
5785	157	17.71	17.65	
5825	165	17.67	17.67	

802.11ac(VHT20) Mode		6 dB Bandwidth [MHz]		
Frequency [MHz]	Channel No.	ANT1	ANT2	Limit
5745	149	17.65	17.62	≥ 0.500
5785	157	17.65	17.66	
5825	165	17.57	17.65	

802.11ax(HE20) Mode		6 dB Bandwidth [MHz]		
Frequency [MHz]	Channel No.	ANT1	ANT2	Limit
5745	149	18.97	19.00	≥ 0.500
5785	157	18.93	19.02	
5825	165	19.00	19.00	

802.11n(HT40) Mode		6 dB Bandwidth [MHz]		
Frequency [MHz]	Channel No.	ANT1	ANT2	Limit
5755	151	36.40	36.41	≥ 0.500
5795	159	36.33	36.45	

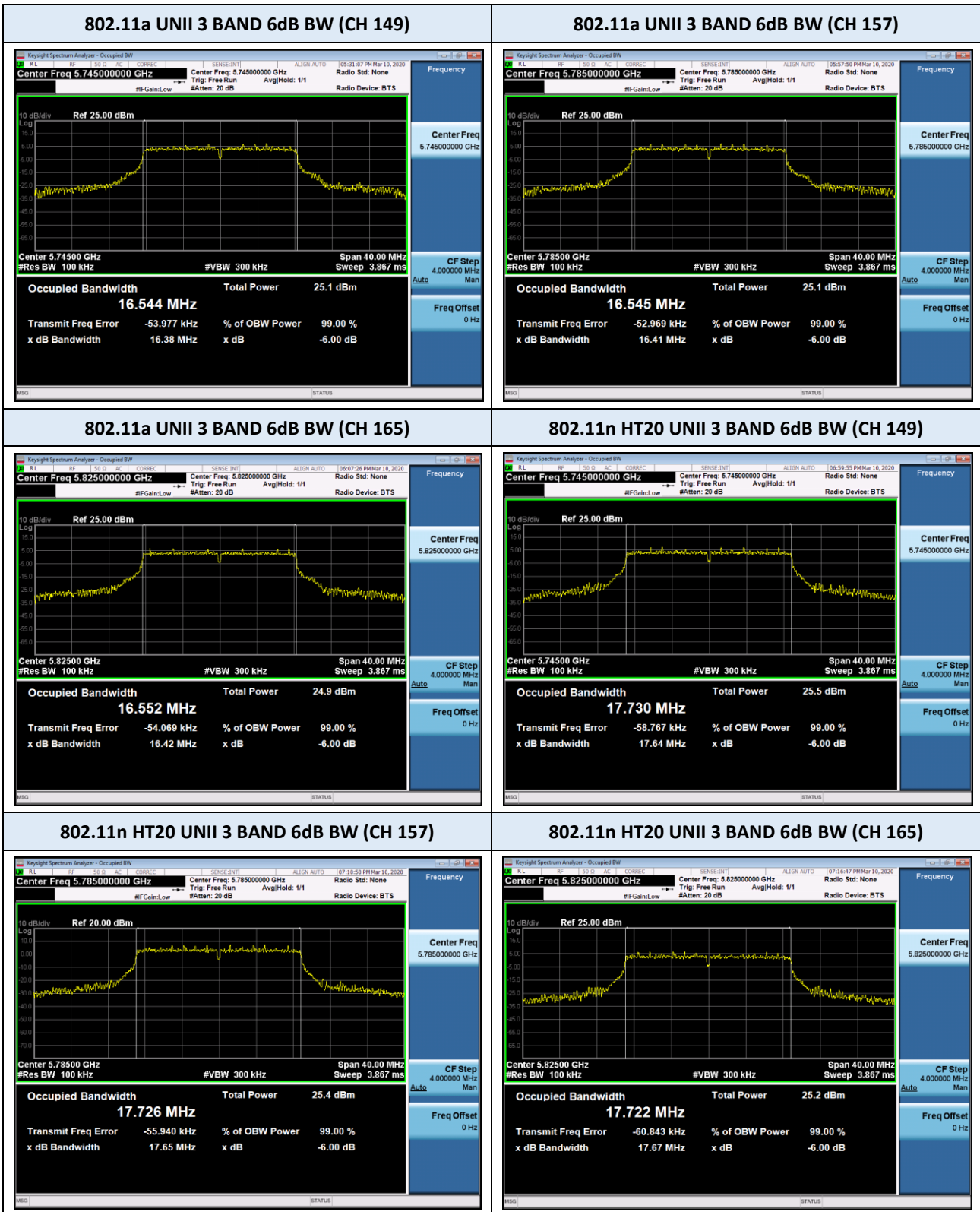
802.11ac(VHT40) Mode		6 dB Bandwidth [MHz]		
Frequency [MHz]	Channel No.	ANT1	ANT2	Limit
5755	151	36.41	36.40	≥ 0.500
5795	159	36.37	36.39	

802.11ax(HE40) Mode		6 dB Bandwidth [MHz]		
Frequency [MHz]	Channel No.	ANT1	ANT2	Limit
5755	151	37.70	37.26	≥ 0.500
5795	159	37.49	37.70	

802.11ac(VHT80) Mode		6 dB Bandwidth [MHz]		
Frequency [MHz]	Channel No.	ANT1	ANT2	Limit
5775	155	75.54	75.85	≥ 0.500

802.11ax(HE80) Mode		6 dB Bandwidth [MHz]		
Frequency [MHz]	Channel No.	ANT1	ANT2	Limit
5775	155	76.67	76.56	≥ 0.500

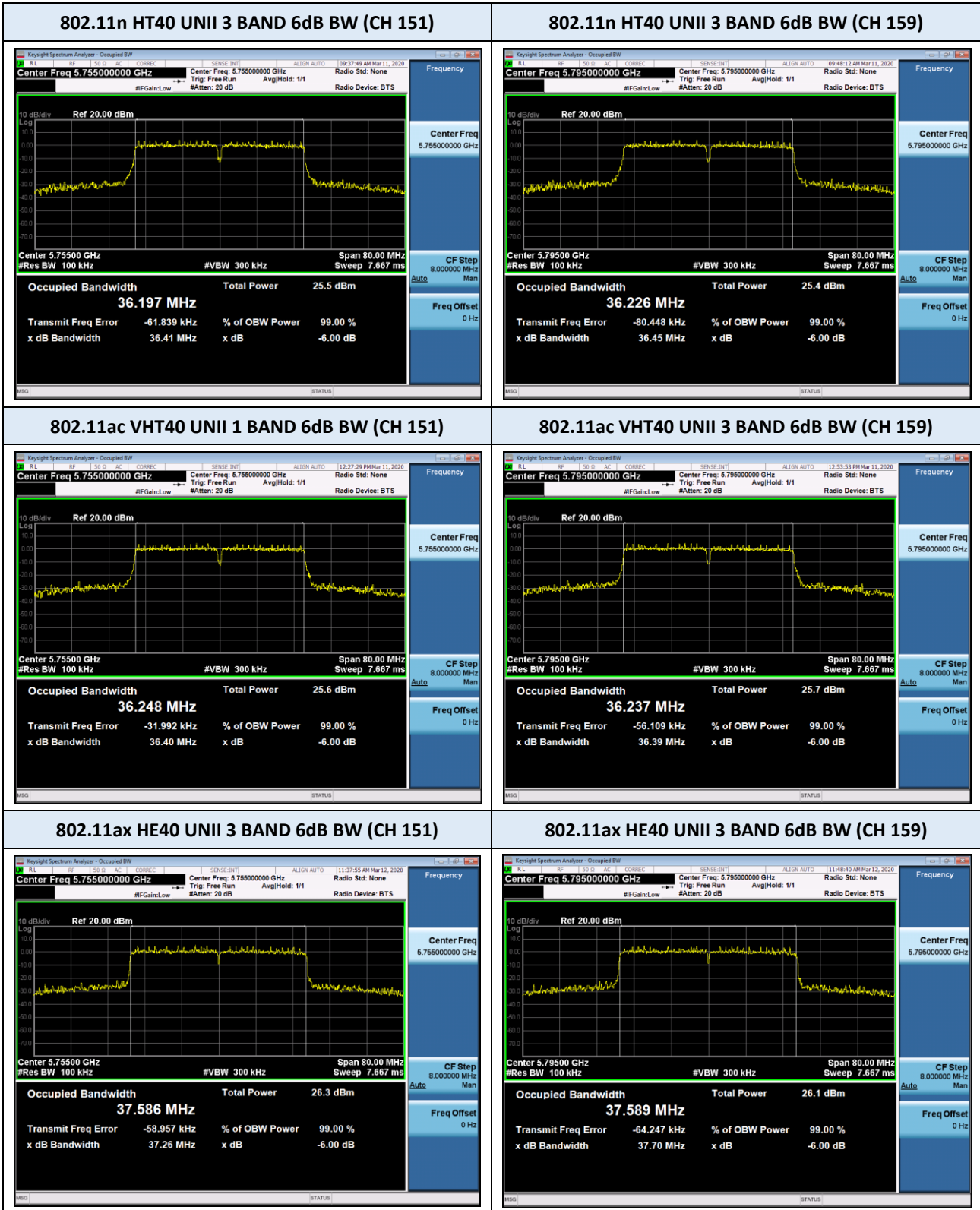
Test Plots



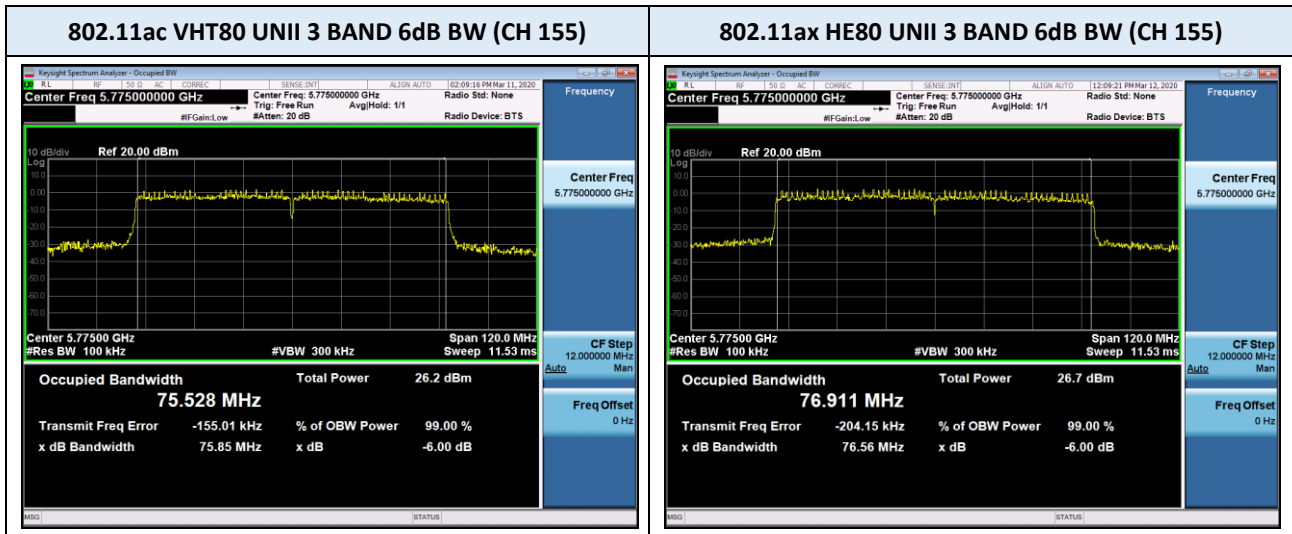
Test Plots



Test Plots



☐ Test Plots



9.3 OUTPUT POWER

U-NII 1 : FCC

802.11a UNII 1		Rate (Mbps)	ANT1 Measured Power(dBm)	ANT2 Measured Power(dBm)	CCD Measured Power(dBm)	Limit (dBm)	Power Level Setting
Frequency [MHz]	Channel No.						
5180	36	6	17.99	17.83	20.92	30	18.5
		9	18.07	17.72	20.91	30	
		12	18.07	17.83	20.96	30	
		18	18.12	17.86	21.00	30	
		24	18.08	17.82	20.96	30	
		36	18.06	17.91	21.00	30	
		48	18.03	17.98	21.02	30	
		54	17.85	17.75	20.81	30	
5200	40	6	18.02	17.77	20.91	30	18.5
		9	18.03	17.83	20.94	30	
		12	17.93	17.83	20.89	30	
		18	17.97	17.87	20.93	30	
		24	18.00	17.80	20.91	30	
		36	17.99	17.89	20.95	30	
		48	18.07	18.00	21.05	30	
		54	17.86	17.87	20.88	30	
5240	48	6	18.06	18.00	21.04	30	18.5
		9	18.13	18.05	21.10	30	
		12	18.15	18.00	21.09	30	
		18	18.21	18.04	21.14	30	
		24	18.18	17.99	21.10	30	
		36	18.21	18.09	21.16	30	
		48	18.27	18.16	21.23	30	
		54	18.19	18.03	21.12	30	

Note :

1. The output power results in the table a include the spectrum offset, which is a combination loss of the attenuator and the cable used for testing

802.11n HT20 UNII 1		Rate	ANT1 Measured Power(dBm)	ANT2 Measured Power(dBm)	CCD Measured Power(dBm)	Limit (dBm)	Power Level Setting
Frequency [MHz]	Channel No.						
5180	36	MCS0	18.13	17.88	21.02	30	18.5
		MCS1	18.13	17.86	21.01	30	
		MCS2	18.14	17.88	21.02	30	
		MCS3	18.16	17.86	21.02	30	
		MCS4	18.15	17.92	21.05	30	
		MCS5	18.18	17.92	21.06	30	
		MCS6	18.20	17.84	21.03	30	
5200	40	MCS7	17.97	17.77	20.88	30	18.5
		MCS0	17.97	17.78	20.89	30	
		MCS1	17.92	17.88	20.91	30	
		MCS2	17.94	17.86	20.91	30	
		MCS3	17.99	17.85	20.93	30	
		MCS4	18.02	17.91	20.98	30	
		MCS5	18.09	17.96	21.04	30	
5240	48	MCS6	18.05	17.93	21.00	30	18.5
		MCS7	18.00	17.97	21.00	30	
		MCS0	18.10	18.04	21.08	30	
		MCS1	17.97	18.19	21.09	30	
		MCS2	18.12	18.16	21.15	30	
		MCS3	18.13	18.07	21.11	30	
		MCS4	18.18	18.12	21.16	30	
MCS5	18.23	18.20	21.23	30			
MCS6	18.21	18.19	21.21	30			
MCS7	18.20	18.09	21.16	30			

Note :

1. The output power results in the table a include the spectrum offset, which is a combination loss of the attenuator and the cable used for testing

802.11ac VHT20 UNII 1		Rate	ANT1 Measured Power(dBm)	ANT2 Measured Power(dBm)	CCD Measured Power(dBm)	Limit (dBm)	Power Level Setting
Frequency [MHz]	Channel No.						
5180	36	MCS0	17.68	17.49	20.60	30	18
		MCS1	17.79	17.48	20.65	30	
		MCS2	17.80	17.48	20.65	30	
		MCS3	17.81	17.52	20.68	30	
		MCS4	17.87	17.59	20.74	30	
		MCS5	17.78	17.51	20.66	30	
		MCS6	17.74	17.46	20.61	30	
		MCS7	17.83	17.55	20.70	30	
5200	40	MCS8	17.73	17.48	20.62	30	18.5
		MCS0	18.34	17.93	21.15	30	
		MCS1	18.28	17.92	21.11	30	
		MCS2	18.32	17.92	21.13	30	
		MCS3	18.31	17.96	21.15	30	
		MCS4	18.38	18.05	21.23	30	
		MCS5	18.31	17.99	21.16	30	
		MCS6	18.25	17.94	21.11	30	
5240	48	MCS7	18.18	18.04	21.12	30	18.5
		MCS8	18.22	17.98	21.11	30	
		MCS0	18.49	18.21	21.36	30	
		MCS1	18.49	18.12	21.32	30	
		MCS2	18.55	18.14	21.36	30	
		MCS3	18.52	18.11	21.33	30	
		MCS4	18.57	18.19	21.39	30	
		MCS5	18.46	18.12	21.30	30	
MCS6	18.38	18.09	21.25	30			
MCS7	18.45	18.17	21.32	30	18.5		
MCS8	18.54	18.12	21.35	30			

Note :

1. The output power results in the table a include the spectrum offset, which is a combination loss of the attenuator and the cable used for testing

802.11ax HE20 UNII 1		Rate	ANT1 Measured Power(dBm)	ANT2 Measured Power(dBm)	CCD Measured Power(dBm)	Limit (dBm)	Power Level Setting
Frequency [MHz]	Channel No.						
5180	36	MCS0	17.04	16.99	20.03	30	17
		MCS1	17.05	16.99	20.03	30	
		MCS2	17.09	17.08	20.10	30	
		MCS3	17.04	17.07	20.07	30	
		MCS4	17.04	17.02	20.04	30	
		MCS5	17.06	17.07	20.08	30	
		MCS6	17.08	17.03	20.07	30	
		MCS7	17.04	17.03	20.05	30	
		MCS8	17.12	17.21	20.18	30	
		MCS9	17.09	17.22	20.17	30	
		MCS10	17.03	17.14	20.10	30	
		MCS11	17.19	17.18	20.20	30	
5200	40	MCS0	18.45	18.46	21.47	30	18.5
		MCS1	18.45	18.50	21.49	30	
		MCS2	18.48	18.46	21.48	30	
		MCS3	18.44	18.51	21.49	30	
		MCS4	18.43	18.46	21.46	30	
		MCS5	18.48	18.51	21.51	30	
		MCS6	18.48	18.52	21.51	30	
		MCS7	18.47	18.51	21.50	30	
		MCS8	18.53	18.54	21.55	30	
		MCS9	18.53	18.54	21.55	30	
		MCS10	18.46	18.50	21.49	30	
		MCS11	18.60	18.58	21.60	30	
5240	48	MCS0	18.69	18.70	21.71	30	18.5
		MCS1	18.86	18.73	21.81	30	
		MCS2	18.83	18.71	21.78	30	
		MCS3	18.72	18.71	21.73	30	
		MCS4	18.73	18.70	21.73	30	
		MCS5	18.72	18.74	21.74	30	
		MCS6	18.75	18.76	21.77	30	
		MCS7	18.73	18.77	21.76	30	
		MCS8	18.78	18.81	21.81	30	
		MCS9	18.77	18.82	21.81	30	
		MCS10	18.72	18.76	21.75	30	
		MCS11	18.85	18.81	21.84	30	

Note :

1. The output power results in the table a include the spectrum offset, which is a combination loss of the attenuator and the cable used for testing

802.11n HT40 UNII 1		Rate	ANT1 Measured Power(dBm)	ANT2 Measured Power(dBm)	CCD Measured Power(dBm)	Limit (dBm)	Power Level Setting
Frequency [MHz]	Channel No.						
5190	38	MCS0	14.08	14.31	17.21	30	14.5
		MCS1	14.02	14.15	17.10	30	
		MCS2	14.13	14.20	17.18	30	
		MCS3	13.92	14.17	17.06	30	
		MCS4	14.08	14.28	17.19	30	
		MCS5	13.97	14.20	17.10	30	
		MCS6	14.00	14.26	17.14	30	
5230	46	MCS7	14.20	14.29	17.26	30	18.5
		MCS0	18.03	17.88	20.97	30	
		MCS1	18.06	17.84	20.96	30	
		MCS2	18.12	17.91	21.03	30	
		MCS3	18.07	17.89	20.99	30	
		MCS4	18.18	17.95	21.08	30	
		MCS5	18.08	17.87	20.99	30	
MCS6	18.10	17.90	21.01	30			
MCS7	18.33	17.92	21.14	30			

802.11ac VHT40 UNII 1		Rate	ANT1 Measured Power(dBm)	ANT2 Measured Power(dBm)	CCD Measured Power(dBm)	Limit (dBm)	Power Level Setting
Frequency [MHz]	Channel No.						
5190	38	MCS0	14.52	14.29	17.42	30	14.5
		MCS1	14.55	14.25	17.41	30	
		MCS2	14.50	14.27	17.40	30	
		MCS3	14.50	14.32	17.42	30	
		MCS4	14.37	14.35	17.37	30	
		MCS5	14.47	14.37	17.43	30	
		MCS6	14.24	14.45	17.36	30	
		MCS7	14.22	14.28	17.26	30	
		MCS8	14.47	14.44	17.47	30	
5230	46	MCS9	14.39	14.47	17.44	30	18.5
		MCS0	18.36	18.02	21.20	30	
		MCS1	18.38	18.00	21.20	30	
		MCS2	18.34	18.01	21.19	30	
		MCS3	18.37	17.98	21.19	30	
		MCS4	18.44	18.03	21.25	30	
		MCS5	18.47	18.03	21.27	30	
		MCS6	18.31	18.03	21.18	30	
		MCS7	18.30	17.90	21.11	30	
MCS8	18.55	18.13	21.36	30			
MCS9	18.42	18.18	21.31	30			

Note :

1. The output power results in the table include the spectrum offset, which is a combination loss of the attenuator and the cable used for testing

802.11ax HE40 UNII 1		Rate	ANT1 Measured Power(dBm)	ANT2 Measured Power(dBm)	CCD Measured Power(dBm)	Limit (dBm)	Power Level Setting
Frequency [MHz]	Channel No.						
5190	38	MCS0	14.03	14.24	17.15	30	14
		MCS1	14.03	14.25	17.15	30	
		MCS2	14.01	14.26	17.15	30	
		MCS3	14.08	14.30	17.20	30	
		MCS4	14.02	14.16	17.10	30	
		MCS5	14.04	14.30	17.18	30	
		MCS6	14.07	14.21	17.15	30	
		MCS7	14.06	14.20	17.14	30	
		MCS8	14.06	14.22	17.15	30	
		MCS9	14.12	14.35	17.25	30	
		MCS10	14.00	14.19	17.11	30	
MCS11	14.01	14.20	17.12	30			
5230	42	MCS0	18.53	18.57	21.56	30	18.5
		MCS1	18.53	18.57	21.56	30	
		MCS2	18.53	18.57	21.56	30	
		MCS3	18.60	18.66	21.64	30	
		MCS4	18.54	18.58	21.57	30	
		MCS5	18.53	18.66	21.61	30	
		MCS6	18.57	18.58	21.59	30	
		MCS7	18.53	18.59	21.57	30	
		MCS8	18.57	18.59	21.59	30	
		MCS9	18.62	18.72	21.68	30	
		MCS10	18.52	18.57	21.56	30	
MCS11	18.45	18.55	21.51	30			

Note :

1. The output power results in the table include the spectrum offset, which is a combination loss of the attenuator and the cable used for testing

802.11ac VHT80 UNII 1		Rate	ANT1 Measured Power(dBm)	ANT2 Measured Power(dBm)	CCD Measured Power(dBm)	Limit (dBm)	Power Level Setting
Frequency [MHz]	Channel No.						
5210	42	MCS0	14.37	14.30	17.35	30	14.5
		MCS1	14.37	14.22	17.31	30	
		MCS2	14.47	14.24	17.37	30	
		MCS3	14.38	14.33	17.37	30	
		MCS4	14.41	14.19	17.31	30	
		MCS5	14.31	14.38	17.36	30	
		MCS6	14.24	14.17	17.22	30	
		MCS7	14.38	14.22	17.31	30	
		MCS8	14.62	14.51	17.58	30	
		MCS9	14.27	14.54	17.42	30	

802.11ax HE80 UNII 1		Rate	ANT1 Measured Power(dBm)	ANT2 Measured Power(dBm)	CCD Measured Power(dBm)	Limit (dBm)	Power Level Setting
Frequency [MHz]	Channel No.						
5210	42	MCS0	14.53	14.94	17.75	30	14.5
		MCS1	14.62	15.00	17.82	30	
		MCS2	14.69	14.93	17.82	30	
		MCS3	14.62	14.85	17.75	30	
		MCS4	14.63	14.73	17.69	30	
		MCS5	14.59	14.82	17.72	30	
		MCS6	14.67	14.76	17.73	30	
		MCS7	14.71	14.80	17.77	30	
		MCS8	14.73	14.97	17.86	30	
		MCS9	14.53	14.94	17.75	30	
		MCS10	14.57	14.83	17.71	30	
		MCS11	14.46	15.00	17.75	30	

Note :

1. The output power results in the table include the spectrum offset, which is a combination loss of the attenuator and the cable used for testing

U-NII 1 : ISED

802.11a UNII 1		Rate (Mbps)	ANT1 Measured Power(dBm)	ANT2 Measured Power(dBm)	CCD Measured Power(dBm)	Limit ¹⁾ (dBm)	Power Level Setting
Frequency [MHz]	Channel No.						
5180	36	6	11.62	12.10	14.88	19.37	11.5
		9	11.69	12.11	14.92	19.37	
		12	11.64	12.02	14.84	19.37	
		18	11.70	12.09	14.91	19.37	
		24	11.71	11.99	14.86	19.37	
		36	11.67	12.01	14.85	19.37	
		48	11.58	12.00	14.81	19.37	
		54	11.55	11.91	14.74	19.37	
5200	40	6	11.77	12.07	14.93	19.39	11.5
		9	11.76	12.00	14.89	19.39	
		12	11.69	12.04	14.88	19.39	
		18	11.70	12.09	14.91	19.39	
		24	11.66	12.04	14.86	19.39	
		36	11.75	12.09	14.93	19.39	
		48	11.76	12.03	14.91	19.39	
		54	11.57	11.94	14.77	19.39	
5240	48	6	11.79	12.14	14.98	19.38	11.5
		9	11.82	12.25	15.05	19.38	
		12	11.71	12.26	15.00	19.38	
		18	11.81	12.32	15.08	19.38	
		24	11.77	12.38	15.10	19.38	
		36	11.78	12.25	15.03	19.38	
		48	11.84	12.19	15.03	19.38	
		54	11.71	12.10	14.92	19.38	

Note :

1) Reduced Conducted Output Power Limit Calculation = e.i.r.p Limit – Antenna gain

- CH 36 : (10 +10 log (16.68 MHz) dBm) – 2.85 dBi = 19.37 dBm
- CH 40 : (10 +10 log (16.74 MHz) dBm) – 2.85 dBi = 19.39 dBm
- CH 48 : (10 +10 log (16.70 MHz) dBm) – 2.85 dBi = 19.38 dBm

802.11n HT20 UNII 1		Rate	ANT1 Measured Power(dBm)	ANT2 Measured Power(dBm)	CCD Measured Power(dBm)	Limit ¹⁾ (dBm)	Power Level Setting
Frequency [MHz]	Channel No.						
5180	36	MCS0	11.12	11.45	14.30	19.67	11.5
		MCS1	11.15	11.59	14.39	19.67	
		MCS2	11.12	11.51	14.33	19.67	
		MCS3	11.07	11.58	14.34	19.67	
		MCS4	11.15	11.58	14.38	19.67	
		MCS5	11.15	11.55	14.36	19.67	
		MCS6	11.07	11.60	14.35	19.67	
5200	40	MCS7	11.12	11.57	14.36	19.67	11.5
		MCS0	11.13	11.44	14.30	19.66	
		MCS1	11.22	11.43	14.34	19.66	
		MCS2	11.15	11.53	14.35	19.66	
		MCS3	11.19	11.50	14.36	19.66	
		MCS4	11.11	11.52	14.33	19.66	
		MCS5	11.01	11.48	14.26	19.66	
5240	48	MCS6	11.02	11.54	14.30	19.66	11.5
		MCS7	11.10	11.46	14.29	19.66	
		MCS0	11.17	11.60	14.40	19.66	
		MCS1	11.11	11.66	14.40	19.66	
		MCS2	11.32	11.70	14.52	19.66	
		MCS3	11.27	11.64	14.47	19.66	
		MCS4	11.25	11.73	14.51	19.66	
		MCS5	11.35	11.74	14.56	19.66	
MCS6	11.32	11.66	14.50	19.66			
MCS7	11.30	11.74	14.54	19.66			

Note :

1) Reduced Conducted Output Power Limit Calculation = e.i.r.p Limit – Antenna gain

- CH 36 : (10 +10 log (17.85 MHz) dBm) – 2.85 dBi = 19.67 dBm
- CH 40 : (10 +10 log (17.84 MHz) dBm) – 2.85 dBi = 19.66 dBm
- CH 48 : (10 +10 log (17.82 MHz) dBm) – 2.85 dBi = 19.66 dBm

802.11ac VHT20 UNII 1		Rate	ANT1 Measured Power(dBm)	ANT2 Measured Power(dBm)	CCD Measured Power(dBm)	Limit ¹⁾ (dBm)	Power Level Setting
Frequency [MHz]	Channel No.						
5180	36	MCS0	11.12	11.57	14.36	19.68	11.5
		MCS1	11.13	11.56	14.36	19.68	
		MCS2	11.15	11.57	14.38	19.68	
		MCS3	11.12	11.60	14.38	19.68	
		MCS4	11.19	11.61	14.42	19.68	
		MCS5	11.15	11.67	14.43	19.68	
		MCS6	11.09	11.56	14.34	19.68	
		MCS7	11.18	11.66	14.44	19.68	
		MCS8	11.14	11.60	14.39	19.68	
5200	40	MCS0	11.08	11.67	14.40	19.67	11.5
		MCS1	11.11	11.66	14.40	19.67	
		MCS2	11.15	11.67	14.43	19.67	
		MCS3	11.11	11.69	14.42	19.67	
		MCS4	11.18	11.72	14.47	19.67	
		MCS5	11.16	11.75	14.48	19.67	
		MCS6	11.12	11.61	14.38	19.67	
		MCS7	11.16	11.70	14.45	19.67	
		MCS8	11.11	11.66	14.40	19.67	
5240	48	MCS0	11.33	11.79	14.58	19.67	11.5
		MCS1	11.31	11.82	14.58	19.67	
		MCS2	11.35	11.81	14.60	19.67	
		MCS3	11.33	11.82	14.59	19.67	
		MCS4	11.37	11.85	14.63	19.67	
		MCS5	11.32	11.87	14.61	19.67	
		MCS6	11.23	11.78	14.52	19.67	
		MCS7	11.20	11.79	14.52	19.67	
		MCS8	11.23	11.83	14.55	19.67	

Note :

1) Reduced Conducted Output Power Limit = e.i.r.p Limit – Antenna gain

- CH 36 : (10 +10 log (17.88 MHz) dBm) – 2.85 dBi = 19.68 dBm
- CH 40 : (10 +10 log (17.89 MHz) dBm) – 2.85 dBi = 19.67 dBm
- CH 48 : (10 +10 log (17.87 MHz) dBm) – 2.85 dBi = 19.67 dBm

802.11ax HE20 UNII 1		Rate	ANT1 Measured Power(dBm)	ANT2 Measured Power(dBm)	CCD Measured Power(dBm)	Limit ¹⁾ (dBm)	Power Level Setting
Frequency [MHz]	Channel No.						
5180	36	MCS0	11.41	11.93	14.69	19.95	11.5
		MCS1	11.43	11.95	14.71	19.95	
		MCS2	11.48	11.77	14.64	19.95	
		MCS3	11.43	11.78	14.62	19.95	
		MCS4	11.42	11.75	14.60	19.95	
		MCS5	11.42	11.78	14.61	19.95	
		MCS6	11.46	11.80	14.64	19.95	
		MCS7	11.43	11.82	14.64	19.95	
		MCS8	11.53	11.87	14.71	19.95	
		MCS9	11.49	11.87	14.69	19.95	
		MCS10	11.42	11.79	14.62	19.95	
MCS11	11.50	11.85	14.69	19.95			
5200	40	MCS0	11.48	11.88	14.69	19.95	11.5
		MCS1	11.49	11.90	14.71	19.95	
		MCS2	11.51	11.89	14.71	19.95	
		MCS3	11.50	11.91	14.72	19.95	
		MCS4	11.51	11.90	14.72	19.95	
		MCS5	11.50	11.93	14.73	19.95	
		MCS6	11.51	11.92	14.73	19.95	
		MCS7	11.49	11.90	14.71	19.95	
		MCS8	11.54	11.90	14.73	19.95	
		MCS9	11.54	11.84	14.70	19.95	
		MCS10	11.46	11.72	14.60	19.95	
MCS11	11.53	11.79	14.67	19.95			
5240	48	MCS0	11.53	12.07	14.82	19.95	11.5
		MCS1	11.52	12.09	14.82	19.95	
		MCS2	11.56	12.07	14.83	19.95	
		MCS3	11.56	12.07	14.83	19.95	
		MCS4	11.53	12.02	14.79	19.95	
		MCS5	11.54	12.11	14.84	19.95	
		MCS6	11.55	12.09	14.84	19.95	
		MCS7	11.53	12.10	14.83	19.95	
		MCS8	11.59	12.20	14.92	19.95	
		MCS9	11.57	11.98	14.79	19.95	
		MCS10	11.52	11.92	14.73	19.95	
MCS11	11.55	11.99	14.79	19.95			

Note :

1) Reduced Conducted Output Power Limit = e.i.r.p Limit – Antenna gain

- CH 36 : (10 +10 log (19.04 MHz) dBm) – 2.85 dBi = 19.95 dBm
- CH 40 : (10 +10 log (19.06 MHz) dBm) – 2.85 dBi = 19.95 dBm
- CH 48 : (10 +10 log (19.07 MHz) dBm) – 2.85 dBi = 19.95 dBm

802.11n HT40 UNII 1		Rate	ANT1 Measured Power(dBm)	ANT2 Measured Power(dBm)	CCD Measured Power(dBm)	Limit ¹⁾ (dBm)	Power Level Setting
Frequency [MHz]	Channel No.						
5190	38	MCS0	14.27	14.02	17.16	20.15	14.5
		MCS1	14.30	14.05	17.19	20.15	
		MCS2	14.33	14.11	17.23	20.15	
		MCS3	14.05	14.07	17.07	20.15	
		MCS4	14.15	14.08	17.13	20.15	
		MCS5	14.06	14.05	17.07	20.15	
		MCS6	14.07	14.08	17.09	20.15	
5230	46	MCS7	14.26	14.19	17.24	20.15	15
		MCS0	14.76	14.73	17.76	20.15	
		MCS1	14.87	14.75	17.82	20.15	
		MCS2	14.84	14.75	17.81	20.15	
		MCS3	14.67	14.67	17.68	20.15	
		MCS4	14.95	14.81	17.89	20.15	
		MCS5	14.75	14.60	17.69	20.15	
		MCS6	14.80	14.68	17.75	20.15	
MCS7	14.98	14.85	17.93	20.15			

802.11ac VHT40 UNII 1		Rate	ANT1 Measured Power(dBm)	ANT2 Measured Power(dBm)	CCD Measured Power(dBm)	Limit ¹⁾ (dBm)	Power Level Setting
Frequency [MHz]	Channel No.						
5190	38	MCS0	14.19	14.11	17.16	20.15	14.5
		MCS1	14.19	14.13	17.17	20.15	
		MCS2	14.14	14.11	17.14	20.15	
		MCS3	14.16	14.11	17.15	20.15	
		MCS4	14.23	14.13	17.19	20.15	
		MCS5	14.29	14.23	17.27	20.15	
		MCS6	14.12	14.05	17.10	20.15	
		MCS7	14.11	14.01	17.07	20.15	
		MCS8	14.38	14.22	17.31	20.15	
5230	46	MCS9	14.26	14.09	17.19	20.15	15
		MCS0	14.88	14.69	17.80	20.15	
		MCS1	14.91	14.69	17.81	20.15	
		MCS2	14.86	14.68	17.78	20.15	
		MCS3	14.87	14.67	17.78	20.15	
		MCS4	14.93	14.72	17.84	20.15	
		MCS5	15.03	14.82	17.94	20.15	
		MCS6	14.86	14.60	17.74	20.15	
		MCS7	14.81	14.62	17.73	20.15	
MCS8	15.06	14.77	17.93	20.15			
MCS9	15.00	14.73	17.88	20.15			

Note :

1) Reduced Conducted Output Power Limit = e.i.r.p Limit – Antenna gain = 23 dBm – (2.85 dBi) = 20.15 dBm

802.11ax HE40 UNII 1		Rate	ANT1 Measured Power(dBm)	ANT2 Measured Power(dBm)	CCD Measured Power(dBm)	Limit ¹⁾ (dBm)	Power Level Setting
Frequency [MHz]	Channel No.						
5190	38	MCS0	14.49	14.40	17.46	20.15	14.5
		MCS1	14.46	14.36	17.42	20.15	
		MCS2	14.47	14.45	17.47	20.15	
		MCS3	14.55	14.46	17.52	20.15	
		MCS4	14.49	14.44	17.48	20.15	
		MCS5	14.56	14.37	17.48	20.15	
		MCS6	14.51	14.27	17.40	20.15	
		MCS7	14.44	14.37	17.42	20.15	
		MCS8	14.30	14.29	17.31	20.15	
		MCS9	14.36	14.42	17.40	20.15	
		MCS10	14.30	14.23	17.28	20.15	
		MCS11	14.24	14.18	17.22	20.15	
5230	42	MCS0	15.08	15.06	18.08	20.15	15
		MCS1	15.10	15.03	18.08	20.15	
		MCS2	15.07	15.03	18.06	20.15	
		MCS3	15.12	15.11	18.13	20.15	
		MCS4	15.12	15.05	18.10	20.15	
		MCS5	15.20	15.17	18.20	20.15	
		MCS6	15.13	15.03	18.09	20.15	
		MCS7	15.11	14.99	18.06	20.15	
		MCS8	15.12	15.06	18.10	20.15	
		MCS9	15.18	15.11	18.16	20.15	
		MCS10	15.12	15.05	18.10	20.15	
		MCS11	15.06	14.95	18.02	20.15	

Note :

1) Reduced Conducted Output Power Limit = e.i.r.p Limit – Antenna gain = 23 dBm – (2.85 dBi) = 20.15 dBm

802.11ac VHT80 UNII 1		Rate	ANT1 Measured Power(dBm)	ANT2 Measured Power(dBm)	CCD Measured Power(dBm)	Limit ¹⁾ (dBm)	Power Level Setting
Frequency [MHz]	Channel No.						
5210	42	MCS0	14.21	14.13	17.18	20.15	14.5
		MCS1	14.21	14.15	17.19	20.15	
		MCS2	14.29	14.20	17.26	20.15	
		MCS3	14.19	14.13	17.17	20.15	
		MCS4	14.19	14.13	17.17	20.15	
		MCS5	14.11	14.11	17.12	20.15	
		MCS6	14.10	14.07	17.10	20.15	
		MCS7	14.14	14.18	17.17	20.15	
		MCS8	14.44	14.44	17.45	20.15	
		MCS9	14.28	14.25	17.28	20.15	

802.11ax HE80 UNII 1		Rate	ANT1 Measured Power(dBm)	ANT2 Measured Power(dBm)	CCD Measured Power(dBm)	Limit ¹⁾ (dBm)	Power Level Setting
Frequency [MHz]	Channel No.						
5210	42	MCS0	14.28	14.45	17.38	20.15	14.5
		MCS1	14.33	14.47	17.41	20.15	
		MCS2	14.25	14.36	17.32	20.15	
		MCS3	14.31	14.37	17.35	20.15	
		MCS4	14.20	14.20	17.21	20.15	
		MCS5	14.30	14.29	17.31	20.15	
		MCS6	14.20	14.20	17.21	20.15	
		MCS7	14.17	14.25	17.22	20.15	
		MCS8	14.44	14.47	17.47	20.15	
		MCS9	14.37	14.40	17.40	20.15	
		MCS10	14.25	14.34	17.31	20.15	
		MCS11	14.41	14.35	17.39	20.15	

Note :

1) Reduced Conducted Output Power Limit = e.i.r.p Limit – Antenna gain = 23 dBm – (2.85 dBi) = 20.15 dBm

U-NII 3 : FCC & ISED

802.11a UNII 3		Rate (Mbps)	ANT1 Measured Power(dBm)	ANT2 Measured Power(dBm)	CCD Measured Power(dBm)	Limit (dBm)	Power Level Setting
Frequency [MHz]	Channel No.						
5745	149	6	18.63	18.50	21.58	30	19
		9	18.58	18.54	21.57	30	
		12	18.60	18.58	21.60	30	
		18	18.63	18.50	21.58	30	
		24	18.61	18.48	21.56	30	
		36	18.70	18.56	21.64	30	
		48	18.71	18.59	21.66	30	
		54	18.71	18.54	21.64	30	
5785	157	6	18.75	18.54	21.66	30	19
		9	18.67	18.52	21.61	30	
		12	18.74	18.56	21.66	30	
		18	18.77	18.56	21.68	30	
		24	18.69	18.56	21.64	30	
		36	18.70	18.70	21.71	30	
		48	18.73	18.68	21.72	30	
		54	18.55	18.50	21.54	30	
5825	165	6	18.59	18.32	21.47	30	19
		9	18.75	18.38	21.58	30	
		12	18.74	18.41	21.59	30	
		18	18.78	18.40	21.60	30	
		24	18.73	18.29	21.53	30	
		36	18.82	18.38	21.62	30	
		48	18.89	18.42	21.67	30	
		54	18.71	18.36	21.55	30	

Note :

1. The output power results in the table include the spectrum offset, which is a combination loss of the attenuator and the cable used for testing

802.11n HT20 UNII 3		Rate	ANT1 Measured Power(dBm)	ANT2 Measured Power(dBm)	CCD Measured Power(dBm)	Limit (dBm)	Power Level Setting
Frequency [MHz]	Channel No.						
5745	149	MCS0	18.62	18.66	21.65	30	19
		MCS1	18.47	18.70	21.60	30	
		MCS2	18.62	18.60	21.62	30	
		MCS3	18.61	18.70	21.67	30	
		MCS4	18.72	18.70	21.72	30	
		MCS5	18.73	18.67	21.71	30	
		MCS6	18.79	18.70	21.76	30	
5785	157	MCS0	18.70	18.58	21.65	30	19
		MCS1	18.68	18.72	21.71	30	
		MCS2	18.66	18.70	21.69	30	
		MCS3	18.72	18.70	21.72	30	
		MCS4	18.78	18.71	21.76	30	
		MCS5	18.75	18.59	21.68	30	
		MCS6	18.73	18.57	21.66	30	
5825	165	MCS0	18.64	18.31	21.49	30	19
		MCS1	18.60	18.34	21.48	30	
		MCS2	18.67	18.39	21.54	30	
		MCS3	18.70	18.38	21.55	30	
		MCS4	18.74	18.41	21.59	30	
		MCS5	18.71	18.48	21.61	30	
		MCS6	18.76	18.44	21.61	30	
		MCS7	18.78	18.54	21.67	30	

Note :

1. The output power results in the table include the spectrum offset, which is a combination loss of the attenuator and the cable used for testing

802.11ac VHT20 UNII 3		Rate	ANT1 Measured Power(dBm)	ANT2 Measured Power(dBm)	CCD Measured Power(dBm)	Limit (dBm)	Power Level Setting
Frequency [MHz]	Channel No.						
5745	149	MCS0	18.73	18.76	21.76	30	19
		MCS1	18.74	18.74	21.75	30	
		MCS2	18.80	18.76	21.79	30	
		MCS3	18.80	18.80	21.81	30	
		MCS4	18.86	18.77	21.83	30	
		MCS5	18.88	18.70	21.80	30	
		MCS6	18.84	18.69	21.78	30	
		MCS7	18.88	18.77	21.84	30	
5785	157	MCS0	18.89	18.77	21.84	30	19
		MCS1	18.90	18.65	21.79	30	
		MCS2	18.69	18.68	21.70	30	
		MCS3	18.68	18.64	21.67	30	
		MCS4	18.74	18.82	21.79	30	
		MCS5	18.72	18.69	21.72	30	
		MCS6	18.69	18.61	21.66	30	
		MCS7	18.75	18.69	21.73	30	
5825	165	MCS0	18.70	18.57	21.65	30	19
		MCS1	18.68	18.57	21.64	30	
		MCS2	18.74	18.52	21.64	30	
		MCS3	18.72	18.55	21.65	30	
		MCS4	18.79	18.62	21.72	30	
		MCS5	18.78	18.53	21.67	30	
		MCS6	18.74	18.39	21.58	30	
		MCS7	18.80	18.59	21.71	30	
		MCS8	18.74	18.55	21.66	30	

Note :

1. The output power results in the table include the spectrum offset, which is a combination loss of the attenuator and the cable used for testing

802.11ax HE20 UNII 3		Rate	ANT1 Measured Power(dBm)	ANT2 Measured Power(dBm)	CCD Measured Power(dBm)	Limit (dBm)	Power Level Setting
Frequency [MHz]	Channel No.						
5745	149	MCS0	19.00	19.45	22.24	30	19
		MCS1	19.02	19.49	22.27	30	
		MCS2	19.04	19.49	22.28	30	
		MCS3	19.03	19.51	22.29	30	
		MCS4	18.99	19.52	22.27	30	
		MCS5	19.06	19.57	22.33	30	
		MCS6	19.06	19.60	22.35	30	
		MCS7	19.08	19.59	22.35	30	
		MCS8	19.11	19.66	22.40	30	
		MCS9	19.11	19.55	22.35	30	
		MCS10	19.05	19.48	22.28	30	
		MCS11	19.22	19.53	22.39	30	
5785	157	MCS0	19.03	19.35	22.20	30	19
		MCS1	19.02	19.39	22.22	30	
		MCS2	19.06	19.38	22.23	30	
		MCS3	19.05	19.43	22.25	30	
		MCS4	19.06	19.37	22.23	30	
		MCS5	19.08	19.46	22.28	30	
		MCS6	19.08	19.47	22.29	30	
		MCS7	19.09	19.46	22.29	30	
		MCS8	19.13	19.56	22.36	30	
		MCS9	19.11	19.49	22.31	30	
		MCS10	19.07	19.51	22.31	30	
		MCS11	19.25	19.58	22.43	30	
5825	165	MCS0	19.05	19.05	22.06	30	19
		MCS1	19.06	19.06	22.07	30	
		MCS2	19.07	19.07	22.08	30	
		MCS3	19.07	19.07	22.08	30	
		MCS4	19.08	19.08	22.09	30	
		MCS5	19.11	19.10	22.12	30	
		MCS6	19.13	19.13	22.14	30	
		MCS7	19.09	19.09	22.10	30	
		MCS8	19.15	19.15	22.16	30	
		MCS9	19.15	19.15	22.16	30	
		MCS10	19.09	19.09	22.10	30	
		MCS11	19.28	19.18	22.24	30	

Note :

1. The output power results in the table include the spectrum offset, which is a combination loss of the attenuator and the cable used for testing

802.11n HT40 UNII 3		Rate	ANT1 Measured Power(dBm)	ANT2 Measured Power(dBm)	CCD Measured Power(dBm)	Limit (dBm)	Power Level Setting
Frequency [MHz]	Channel No.						
5755	151	MCS0	18.62	18.39	21.52	30	19
		MCS1	18.66	18.40	21.54	30	
		MCS2	18.60	18.50	21.56	30	
		MCS3	18.49	18.43	21.47	30	
		MCS4	18.59	18.47	21.54	30	
		MCS5	18.47	18.51	21.50	30	
		MCS6	18.45	18.58	21.53	30	
5795	159	MCS7	18.65	18.48	21.58	30	19
		MCS0	18.33	18.42	21.39	30	
		MCS1	18.32	18.38	21.36	30	
		MCS2	18.43	18.34	21.40	30	
		MCS3	18.37	18.14	21.27	30	
		MCS4	18.54	18.31	21.44	30	
		MCS5	18.40	18.29	21.36	30	
MCS6	18.42	18.32	21.38	30			
MCS7	18.59	18.34	21.48	30			

802.11ac VHT40 UNII 3		Rate	ANT1 Measured Power(dBm)	ANT2 Measured Power(dBm)	CCD Measured Power(dBm)	Limit (dBm)	Power Level Setting
Frequency [MHz]	Channel No.						
5755	151	MCS0	18.83	18.49	21.67	30	19
		MCS1	18.86	18.50	21.69	30	
		MCS2	18.83	18.52	21.69	30	
		MCS3	18.81	18.51	21.67	30	
		MCS4	18.84	18.54	21.70	30	
		MCS5	18.81	18.55	21.69	30	
		MCS6	18.60	18.63	21.63	30	
		MCS7	18.57	18.44	21.52	30	
		MCS8	18.79	18.65	21.73	30	
		MCS9	18.71	18.70	21.72	30	
5795	159	MCS0	18.63	18.46	21.56	30	19
		MCS1	18.66	18.42	21.55	30	
		MCS2	18.63	18.47	21.56	30	
		MCS3	18.62	18.48	21.56	30	
		MCS4	18.74	18.44	21.60	30	
		MCS5	18.79	18.37	21.60	30	
		MCS6	18.61	18.49	21.56	30	
		MCS7	18.63	18.24	21.45	30	
		MCS8	18.90	18.43	21.68	30	
		MCS9	18.72	18.52	21.63	30	

Note :

1. The output power results in the table include the spectrum offset, which is a combination loss of the attenuator and the cable used for testing

802.11ax HE40 UNII 3		Rate	ANT1 Measured Power(dBm)	ANT2 Measured Power(dBm)	CCD Measured Power(dBm)	Limit (dBm)	Power Level Setting
Frequency [MHz]	Channel No.						
5755	151	MCS0	19.07	19.41	22.25	30	19
		MCS1	18.92	19.39	22.17	30	
		MCS2	18.87	19.33	22.12	30	
		MCS3	18.91	19.45	22.20	30	
		MCS4	18.80	19.35	22.09	30	
		MCS5	18.90	19.49	22.22	30	
		MCS6	18.87	19.39	22.15	30	
		MCS7	18.82	19.36	22.11	30	
		MCS8	18.88	19.35	22.13	30	
		MCS9	18.90	19.37	22.15	30	
		MCS10	18.80	19.31	22.07	30	
5795	159	MCS0	18.91	19.16	22.05	30	19
		MCS1	18.84	19.19	22.03	30	
		MCS2	18.82	19.16	22.00	30	
		MCS3	18.80	19.24	22.04	30	
		MCS4	18.73	19.16	21.96	30	
		MCS5	18.75	19.28	22.03	30	
		MCS6	18.80	19.18	22.00	30	
		MCS7	18.75	19.17	21.98	30	
		MCS8	18.80	19.15	21.99	30	
		MCS9	18.84	19.23	22.05	30	
		MCS10	18.75	19.13	21.95	30	
MCS11	18.69	19.04	21.88	30			

Note :

1. The output power results in the table include the spectrum offset, which is a combination loss of the attenuator and the cable used for testing

802.11ac VHT80 UNII 3		Rate	ANT1 Measured Power(dBm)	ANT2 Measured Power(dBm)	CCD Measured Power(dBm)	Limit (dBm)	Power Level Setting
Frequency [MHz]	Channel No.						
5775	155	MCS0	18.86	18.66	21.77	30	19
		MCS1	18.89	18.71	21.81	30	
		MCS2	18.98	18.63	21.82	30	
		MCS3	18.78	18.82	21.81	30	
		MCS4	18.79	18.67	21.74	30	
		MCS5	18.71	18.84	21.79	30	
		MCS6	18.75	18.66	21.72	30	
		MCS7	18.65	18.71	21.69	30	
		MCS8	18.91	18.97	21.95	30	
		MCS9	18.75	19.00	21.89	30	

802.11ax HE80 UNII 3		Rate	ANT1 Measured Power(dBm)	ANT2 Measured Power(dBm)	CCD Measured Power(dBm)	Limit (dBm)	Power Level Setting
Frequency [MHz]	Channel No.						
5775	155	MCS0	18.96	19.61	22.31	30	19
		MCS1	19.15	19.66	22.42	30	
		MCS2	19.11	19.62	22.38	30	
		MCS3	18.96	19.59	22.30	30	
		MCS4	18.92	19.37	22.16	30	
		MCS5	18.89	19.43	22.18	30	
		MCS6	18.97	19.34	22.17	30	
		MCS7	19.00	19.36	22.19	30	
		MCS8	18.99	19.50	22.26	30	
		MCS9	18.81	19.48	22.17	30	
		MCS10	18.90	19.45	22.19	30	
		MCS11	18.77	19.59	22.21	30	

Note :

1. The output power results in the table include the spectrum offset, which is a combination loss of the attenuator and the cable used for testing

9.4 POWER SPECTRAL DENSITY

U-NII 1 : FCC

802.11a UNII 1		ANT1 Measured Power (dBm) + Duty Factor (dB)	ANT2 Measured Power (dBm) + Duty Factor (dB)	CDD Result (dBm)	Limit (dBm)
Frequency (MHz)	Channel No.				
5180	36	6.96	7.20	10.09	17 dBm/MHz
5200	40	7.32	7.19	10.27	
5240	48	7.40	7.25	10.34	

802.11n HT20 UNII 1		ANT1 Measured Power (dBm) + Duty Factor (dB)	ANT2 Measured Power (dBm) + Duty Factor (dB)	CDD Result (dBm)	Limit (dBm)
Frequency (MHz)	Channel No.				
5180	36	7.12	6.79	9.97	17 dBm/MHz
5200	40	7.04	7.12	10.09	
5240	48	7.30	7.49	10.41	

802.11ac VHT20 UNII 1		ANT1 Measured Power (dBm) + Duty Factor (dB)	ANT2 Measured Power (dBm) + Duty Factor (dB)	CDD Result (dBm)	Limit (dBm)
Frequency (MHz)	Channel No.				
5180	36	6.81	6.24	9.55	17 dBm/MHz
5200	40	6.90	6.92	9.92	
5240	48	7.28	6.93	10.12	

802.11ax HE20 UNII 1		ANT1 Measured Power (dBm) + Duty Factor (dB)	ANT2 Measured Power (dBm) + Duty Factor (dB)	CDD Result (dBm)	Limit (dBm)
Frequency (MHz)	Channel No.				
5180	36	6.08	5.77	8.94	17 dBm/MHz
5200	40	7.70	6.66	10.22	
5240	48	7.79	6.85	10.36	

802.11n HT40 UNII 1		ANT1	ANT2	CDD Result (dBm)	Limit (dBm)
Frequency (MHz)	Channel No.	Measured Power (dBm) + Duty Factor (dB)	Measured Power (dBm) + Duty Factor (dB)		
5190	38	0.65	-0.13	3.29	17 dBm/MHz
5230	46	4.48	4.04	7.28	

802.11ac VHT40 UNII 1		ANT1	ANT2	CDD Result (dBm)	Limit (dBm)
Frequency (MHz)	Channel No.	Measured Power (dBm) + Duty Factor (dB)	Measured Power (dBm) + Duty Factor (dB)		
5190	38	0.20	0.56	3.40	17 dBm/MHz
5230	46	4.53	4.27	7.41	

802.11ax HE40 UNII 1		ANT1	ANT2	CDD Result (dBm)	Limit (dBm)
Frequency (MHz)	Channel No.	Measured Power (dBm) + Duty Factor (dB)	Measured Power (dBm) + Duty Factor (dB)		
5190	38	0.52	0.62	3.58	17 dBm/MHz
5230	46	5.16	5.20	8.19	

802.11ac VHT80 UNII 1		ANT1	ANT2	CDD Result (dBm)	Limit (dBm)
Frequency (MHz)	Channel No.	Measured Power (dBm) + Duty Factor (dB)	Measured Power (dBm) + Duty Factor (dB)		
5210	42	-2.48	-1.97	0.79	17 dBm/MHz

802.11ax HE80 UNII 1		ANT1	ANT2	CDD Result (dBm)	Limit (dBm)
Frequency (MHz)	Channel No.	Measured Power (dBm) + Duty Factor (dB)	Measured Power (dBm) + Duty Factor (dB)		
5210	42	-1.83	-1.51	1.34	17 dBm/MHz

Note :

1. The output power results in the table and the plot include the spectrum offset, which is a combination loss of the attenuator and the cable used for testing

U-NII 1 : ISED

802.11a UNII 1		ANT1 Measured Power (dBm) + Duty Factor (dB)	ANT2 Measured Power (dBm) + Duty Factor (dB)	CDD Result (dBm)	Limit ¹⁾ (dBm)
Frequency (MHz)	Channel No.				
5180	36	0.56	0.94	3.76	4.64 dBm/MHz
5200	40	0.51	1.11	3.83	
5240	48	0.98	1.25	4.13	

802.11n HT20 UNII 1		ANT1 Measured Power (dBm) + Duty Factor (dB)	ANT2 Measured Power (dBm) + Duty Factor (dB)	CDD Result (dBm)	Limit ¹⁾ (dBm)
Frequency (MHz)	Channel No.				
5180	36	0.08	0.71	3.42	4.64 dBm/MHz
5200	40	-0.25	0.56	3.18	
5240	48	0.28	0.60	3.45	

802.11ac VHT20 UNII 1		ANT1 Measured Power (dBm) + Duty Factor (dB)	ANT2 Measured Power (dBm) + Duty Factor (dB)	CDD Result (dBm)	Limit ¹⁾ (dBm)
Frequency (MHz)	Channel No.				
5180	36	0.10	0.62	3.38	4.64 dBm/MHz
5200	40	-0.16	0.25	3.06	
5240	48	0.16	0.70	3.45	

802.11ax HE20 UNII 1		ANT1 Measured Power (dBm) + Duty Factor (dB)	ANT2 Measured Power (dBm) + Duty Factor (dB)	CDD Result (dBm)	Limit ¹⁾ (dBm)
Frequency (MHz)	Channel No.				
5180	36	0.31	0.29	3.31	4.64 dBm/MHz
5200	40	0.37	0.57	3.48	
5240	48	0.20	0.60	3.41	

Note :

1. PSD Limit Calculation : e.i.r.p Limit – Directional gain (correlated) = 10 dBm/MHz – 5.36 dBi = 4.64 dBm/MHz

802.11n HT40 UNII 1		ANT1 Measured Power (dBm) + Duty Factor (dB)	ANT2 Measured Power (dBm) + Duty Factor (dB)	CDD Result (dBm)	Limit ¹⁾ (dBm)
Frequency (MHz)	Channel No.				
5190	38	-0.13	0.54	3.23	4.64 dBm/MHz
5230	46	1.05	0.98	4.03	

802.11ac VHT40 UNII 1		ANT1 Measured Power (dBm) + Duty Factor (dB)	ANT2 Measured Power (dBm) + Duty Factor (dB)	CDD Result (dBm)	Limit ¹⁾ (dBm)
Frequency (MHz)	Channel No.				
5190	38	0.19	0.23	3.22	4.64 dBm/MHz
5230	46	1.06	0.73	3.91	

802.11ax HE40 UNII 1		ANT1 Measured Power (dBm) + Duty Factor (dB)	ANT2 Measured Power (dBm) + Duty Factor (dB)	CDD Result (dBm)	Limit ¹⁾ (dBm)
Frequency (MHz)	Channel No.				
5190	38	0.30	0.00	3.16	4.64 dBm/MHz
5230	46	1.01	0.73	3.88	

802.11ac VHT80 UNII 1		ANT1 Measured Power (dBm) + Duty Factor (dB)	ANT2 Measured Power (dBm) + Duty Factor (dB)	CDD Result (dBm)	Limit ¹⁾ (dBm)
Frequency (MHz)	Channel No.				
5210	42	-2.07	-2.02	0.97	4.64 dBm/MHz

802.11ax HE80 UNII 1		ANT1 Measured Power (dBm) + Duty Factor (dB)	ANT2 Measured Power (dBm) + Duty Factor (dB)	CDD Result (dBm)	Limit ¹⁾ (dBm)
Frequency (MHz)	Channel No.				
5210	42	-2.09	-1.93	1.00	4.64 dBm/MHz

Note :

1. PSD Limit Calculation : e.i.r.p Limit – Directional gain (correlated) = 10 dBm/MHz – 5.36 dBi = 4.64 dBm/MHz

U-NII 3 : FCC & ISED

802.11a UNII 3		ANT1 Measured Power (dBm) + Duty Factor (dB)	ANT2 Measured Power (dBm) + Duty Factor (dB)	CDD Result (dBm)	Limit (dBm)
Frequency (MHz)	Channel No.				
5745	149	5.24	5.34	8.30	30 dBm/500kHz
5785	157	4.67	5.24	7.97	
5825	165	5.04	5.60	8.34	

802.11n HT20 UNII 3		ANT1 Measured Power (dBm) + Duty Factor (dB)	ANT2 Measured Power (dBm) + Duty Factor (dB)	CDD Result (dBm)	Limit (dBm)
Frequency (MHz)	Channel No.				
5745	149	4.76	4.82	7.80	30 dBm/500kHz
5785	157	4.64	4.56	7.61	
5825	165	5.06	4.91	7.99	

802.11ac VHT20 UNII 3		ANT1 Measured Power (dBm) + Duty Factor (dB)	ANT2 Measured Power (dBm) + Duty Factor (dB)	CDD Result (dBm)	Limit (dBm)
Frequency (MHz)	Channel No.				
5745	149	5.06	4.86	7.97	30 dBm/500kHz
5785	157	4.53	4.64	7.59	
5825	165	4.98	4.78	7.89	

802.11ax HE20 UNII 3		ANT1 Measured Power (dBm) + Duty Factor (dB)	ANT2 Measured Power (dBm) + Duty Factor (dB)	CDD Result (dBm)	Limit (dBm)
Frequency (MHz)	Channel No.				
5745	149	5.63	5.72	8.69	30 dBm/500kHz
5785	157	5.44	5.83	8.65	
5825	165	5.29	5.19	8.25	

Note :

1. The output power results in the table and the plot include the spectrum offset, which is a combination loss of the attenuator and the cable used for testing

802.11n HT40 UNII 3		ANT1 Measured Power (dBm) + Duty Factor (dB)	ANT2 Measured Power (dBm) + Duty Factor (dB)	CDD Result (dBm)	Limit (dBm)
Frequency (MHz)	Channel No.				
5755	151	1.60	1.86	4.74	30 dBm/500kHz
5795	159	2.27	1.11	4.74	

802.11ac VHT40 UNII 3		ANT1 Measured Power (dBm) + Duty Factor (dB)	ANT2 Measured Power (dBm) + Duty Factor (dB)	CDD Result (dBm)	Limit (dBm)
Frequency (MHz)	Channel No.				
5755	151	1.61	2.47	5.07	30 dBm/500kHz
5795	159	2.47	2.26	5.38	

802.11ax HE40 UNII 3		ANT1 Measured Power (dBm) + Duty Factor (dB)	ANT2 Measured Power (dBm) + Duty Factor (dB)	CDD Result (dBm)	Limit (dBm)
Frequency (MHz)	Channel No.				
5755	151	2.19	2.81	5.52	30 dBm/500kHz
5795	159	2.03	2.87	5.48	

802.11ac VHT80 UNII 3		ANT1 Measured Power (dBm) + Duty Factor (dB)	ANT2 Measured Power (dBm) + Duty Factor (dB)	CDD Result (dBm)	Limit (dBm)
Frequency (MHz)	Channel No.				
5775	155	-0.85	0.44	2.86	30 dBm/500kHz

802.11ax HE80 UNII 3		ANT1 Measured Power (dBm) + Duty Factor (dB)	ANT2 Measured Power (dBm) + Duty Factor (dB)	CDD Result (dBm)	Limit (dBm)
Frequency (MHz)	Channel No.				
5775	155	-0.63	-0.09	2.65	30 dBm/500kHz

Note :

1. The output power results in the table and the plot include the spectrum offset, which is a combination loss of the attenuator and the cable used for testing

Test Plots

ANT 1 PORT



Test Plots

ANT 1 PORT



Test Plots

ANT 1 PORT



Test Plots

ANT 1 PORT



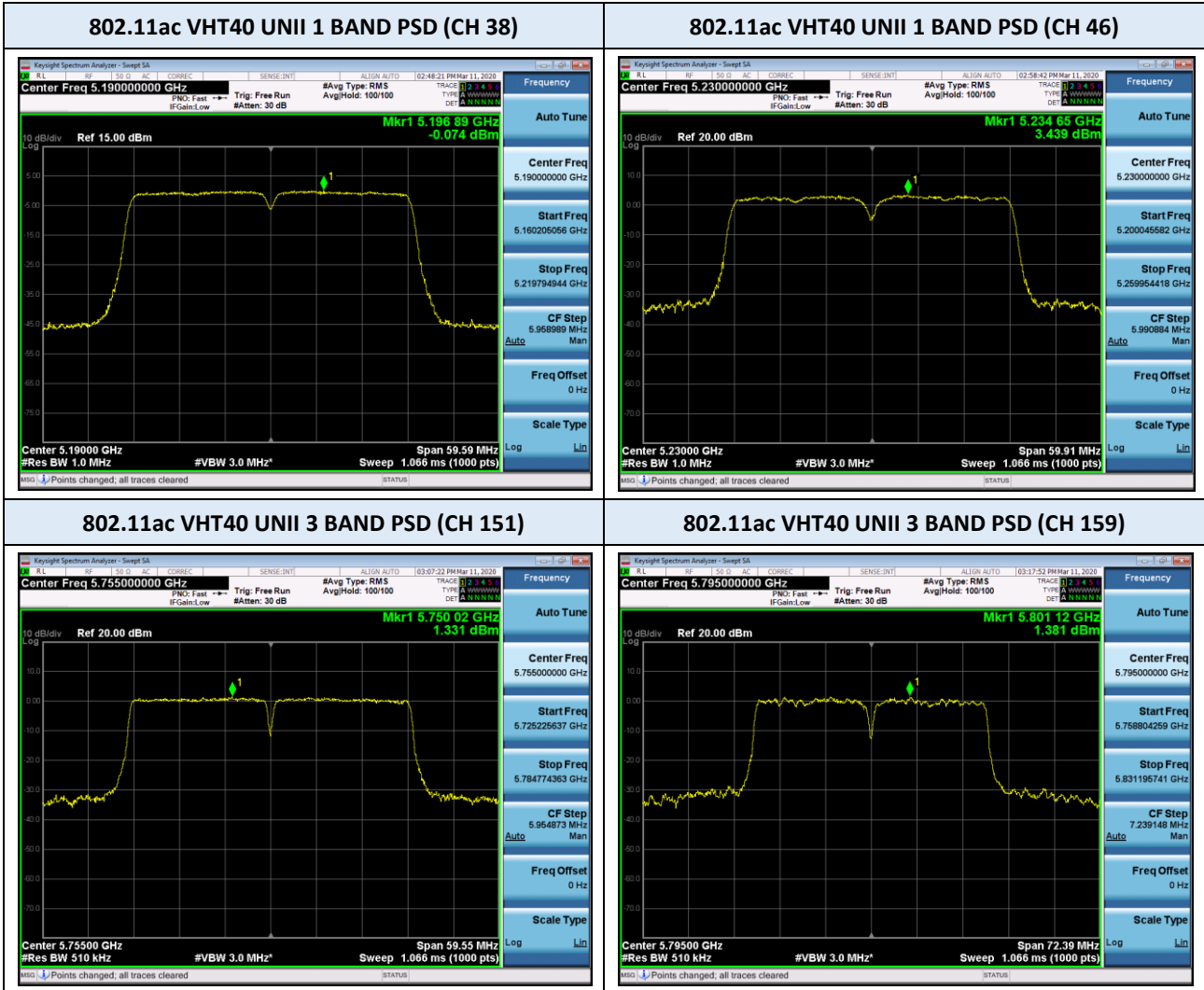
Test Plots

ANT 1 PORT



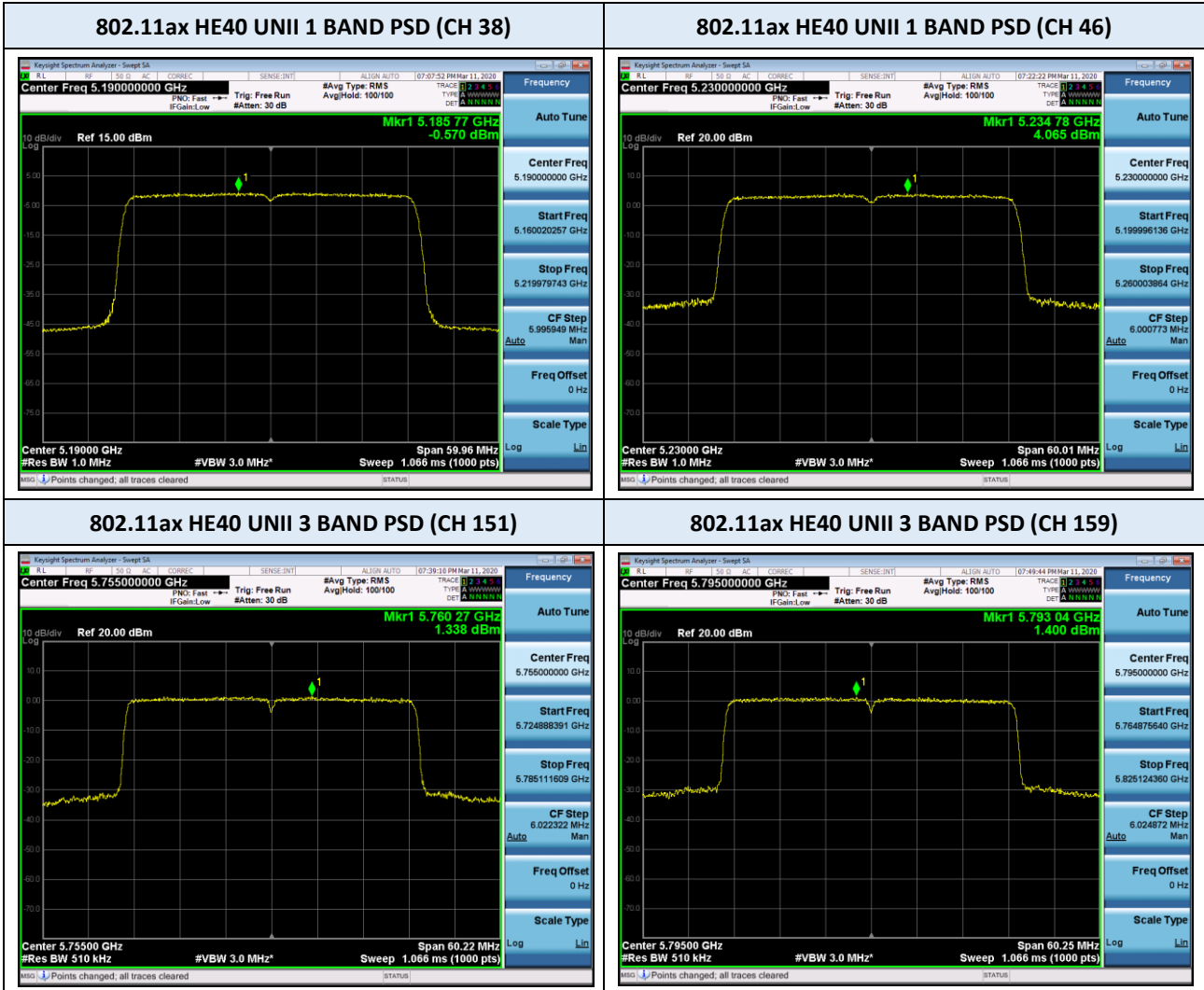
☐ Test Plots

ANT 1 PORT



Test Plots

ANT 1 PORT



☐ Test Plots

ANT 1 PORT

