



OUTDOOR
CONSUMER

OUTDOOR
INSTRUCTOR


POCKET GUIDE
EN/FR/SP

SOUND BY



OPERATED BY
NATURAL VOICE

 **cardo**[®]
CONNECT
APP



Cardo Connect
App



1-2

Getting Started | Démarrage | Guía de Inicio

3

Cardo Connect App

4

General | Fonctions Générales | General

5

Music | Musique | Música

6

Phone Call | Appel Téléphonique | Llamada Telefónica

7

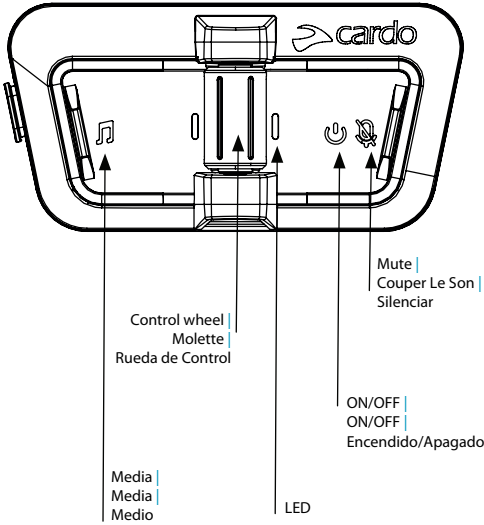
DMC Intercom | Intercom DMC | Intercomunicador DMC

8

Reset | Réinitialiser | Reiniciar

9-11

Voice Commands - Always On! | Commandes vocales - Toujours Activé ! |
Comandos de Voz: ¡Siempre Activos!

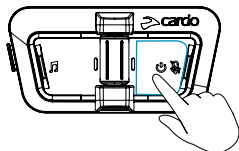



Press & Hold |
Appuyez & Maintenez |
Mantener Pulsado el Botón

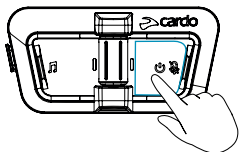



Number of Taps |
Nombre de Clics |
Número de Pulsaciones

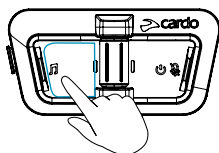
 On | On | Encender



 Off | Off | Apagar




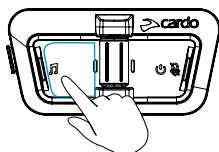
 Phone Pairing | Appairage au Téléphone | Vincular Teléfono



LED Red & Blue | LED Rouge & Bleu | Ledes en Rojo y Azul



 Stop Phone Pairing | Arrêter L'appairage du Téléphone |
Detener el Emparejamiento del Teléfono





Cardo Connect App



Download | Télécharger | Descargar



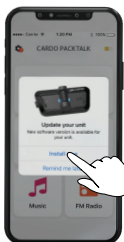
Register | S'enregistrer | Registrar



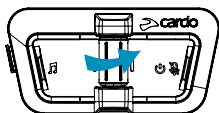
Choose Language | Choisir Langue | Seleccionar Idioma




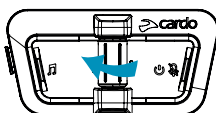
Update Software | Actualisation du Logiciel | Actualizar Software




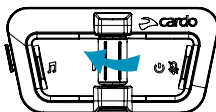
 Volume Up | Augmenter le Volume | Subir Volumen




 Volume Down | Baisser le Volume | Bajar Volumen

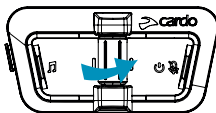



 Mute Audio | Couper L'audio | Silenciar Audio



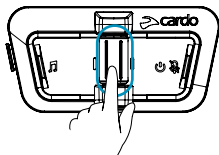
Fast Roll
Roulement rapide
Rollo rápido

 Unmute Audio | Réactiver L'audio | Activar Micrófono



 Voice Assistant | Assistant Vocal | Asistente de Voz

X1
Tap

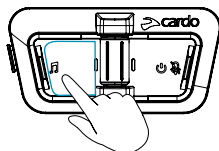


Siri



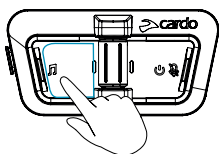
Google
Assistant

▶ On | On | Encender



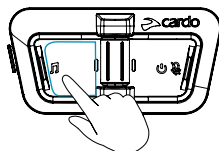
X1
Tap

|| Off | Off | Apagar



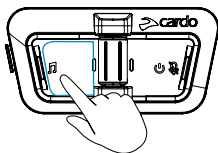
2
Sec

▶ Next | Suivant | Siguiente



X1
Tap

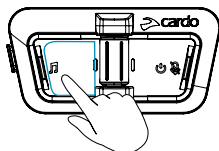
◀ Previous | Précédent | Anterior



X2
Tap

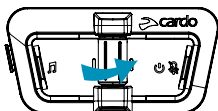
Phone Call | Appel Téléphonique | Llamada Telefónica

 Answer | Répondre | Contestar

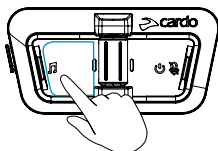


X1
Tap

 Ignore | Ignorer | Ignorar

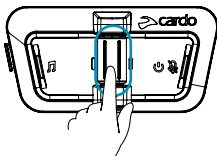


 End Call | Raccrocher | Finalizar Llamada




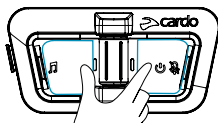
X1
Tap

 Speed Dial | Numérotation Rapide | Marcación Rápida



3
Sec

 Grouping | Regroupement | Agrupar



LED Red & Green | LED Rouge & Vert | LED Rojo y Verde

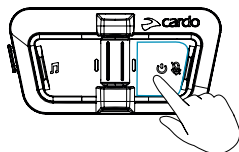


Grouping Success | Regroupement Réussi |
Agrupado Correctamente

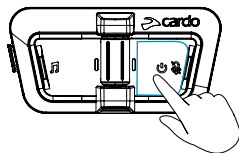
LED Purple | LED Violet | LED Púrpura



 Mute / Unmute Microphone | Activer / Désactiver Le Micro | Silenciar /
Activar Micrófono




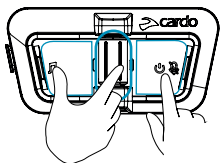
 DMC Intercom OFF/ON | Interphone DMC OFF/ON |
Intercom DMC OFF/ON




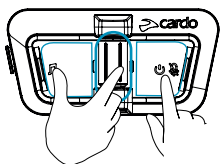
Automatically ON together with the unit |
Activé automatiquement avec l'unité |
Encendido automático con la unidad |

Reset | Réinitialiser | Reiniciar

 Reboot | Redémarrer | Reiniciar



 Factory Reset | Réinitialisation des Paramètres D'usine |
Restablecer Valores de Fábrica



E English



- **Answer**
- **Ignore**
- "Hey Cardo, **speed dial**"
- "Hey Cardo, **redial number**"



- "Hey Cardo, **music on**"
- "Hey Cardo, **music off**"
- "Hey Cardo, **next track**"
- "Hey Cardo, **previous track**"



- "**Hey Siri**"
- "**OK Google**"
- "**Hey Google**"



- "Hey Cardo, **volume up**"
- "Hey Cardo, **volume down**"
- "Hey Cardo, **mute audio**"
- "Hey Cardo, **unmute audio**"
- "Hey Cardo, **mute microphone**"
- "Hey Cardo, **unmute microphone**"



- "Hey Cardo, **battery status**"

F Français



- **Réponds**
- **Ignore**
- "Hey Cardo, **numéro favori**"
- "Hey Cardo, **rappelle le numéro**"



- "Hey Cardo, **allume la musique**"
- "Hey Cardo, **éteins la musique**"
- "Hey Cardo, **morceau suivant**"
- "Hey Cardo, **morceau précédent**"



- "**Hey Siri**"
- "**OK Google**"
- "**Hey Google**"



- "Hey Cardo, **augmente le volume**"
- "Hey Cardo, **baisse le volume**"
- "Hey Cardo, **coupe le son**"
- "Hey Cardo, **active le son**"
- "Hey Cardo, **coupe le micro**"
- "Hey Cardo, **active le micro**"



- "Hey Cardo, **niveau de batterie**"

S Español



- **Contestar**
- **Ignorar**
- "Hey Cardo, **marcación rápida**"
- "Hey Cardo, **remarcar número**"



- "Hey Cardo, **enciende la música**"
- "Hey Cardo, **apaga la música**"
- "Hey Cardo, **pista siguiente**"
- "Hey Cardo, **pista anterior**"



- **"Hey Siri"**
- **"OK Google"**
- **"Hey Google"**



- "Hey Cardo, **sube el volumen**"
- "Hey Cardo, **baja el volumen**"
- "Hey Cardo, **silenciar el audio**"
- "Hey Cardo, **reactivar el audio**"
- "Hey Cardo, **silenciar el micrófono**"
- "Hey Cardo, **reactivar el micrófono**"



- "Hey Cardo, **nivel de la batería**"

PACKTALK OUTDOOR

All Year Round





cardosystems.com/outdoor



Follow Cardo Outdoor

.....



Cardo Connect
App

cardosystems.com/update
cardosystems.com/support



Measurements

booklet close

90mm

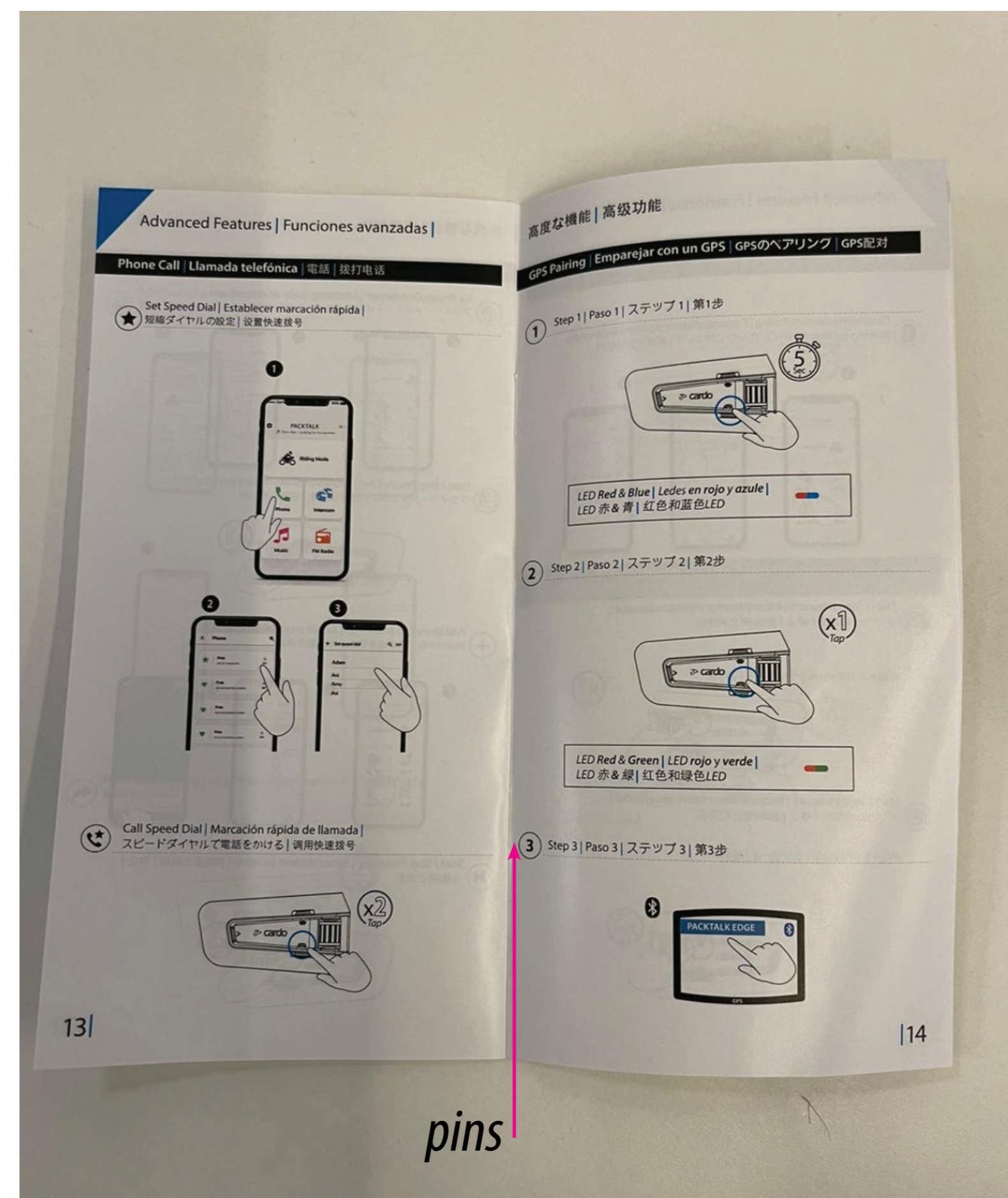
180mm



180mm

booklet open

180mm





| TYPE APPROVAL | | | |
|-------------------------|---|------------|-------|
| P/N | MAN00633 | | |
| DESCRIPTION | POCKET GUIDE | | |
| FILE NAME | MAN00633 OUTDOOR CONSUMER STANDARD POCKET GUIDE IN EN/FR/SP_A03 | | |
| LANGUAGE | EN/FR/SP | | |
| PRODUCT TYPE | MANUAL | | |
| MATERIAL | P2 C4+4 105-115gr glossy art paper folded - Booklet with pins | | |
| PRINTING PROCESS | COLOR: CMYK | | |
| SECONDARY PROCESS | | | |
| ATTACHED FILES | 1. GRAPHIC FILE - PDF | | |
| MEASUREMENT | OPEN :180mm*180mm , CLOSE: 90mm -180mm | | |
| CLIENTS/ DISTRIBUTOR | | | |
| SPECIAL REQUIREMENT | | | |
| REVISION | DESCRIPTION | DATE | NAME |
| A03 | PVT | 30.05.2022 | Danna |

| Rev | Change Description | Date | Approved by |
|-----|--------------------|------------|-------------|
| A01 | DRAFT | 09.01.2022 | Guy |
| A02 | DVT | | DANNA |
| A03 | PVT | 30.05.2022 | DANNA |