



OUTDOOR

STUDENT


POCKET GUIDE SKI SCHOOL
EN/FR/SP

SOUND BY



OPERATED BY
NATURAL VOICE

 **cardo**[®]
CONNECT
APP



Cardo Connect
App



INSTRUCTOR

1-2

Getting Started | Démarrage | Guía de Inicio

3

Cardo Connect App

4

General | Fonctions Générales | General

5

Music | Musique | Música

6

Phone Call | Appel Téléphonique | Llamada Telefónica

7-8

DMC Intercom | Intercom DMC | Intercomunicador DMC

9

Reset | Réinitialiser | Reiniciar

10-12

Voice Commands - Always On! | Commandes vocales - Toujours Activé !
Comandos de Voz: ¡Siempre Activos!

STUDENT

13-14

Getting Started | Démarrage | Guía de Inicio

14

General | Fonctions Générales | General

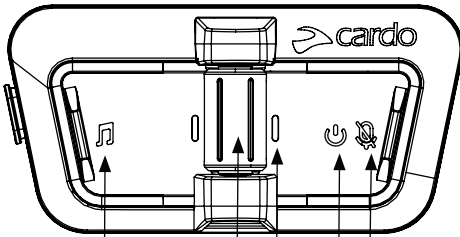
15

DMC Intercom | Intercom DMC | Intercomunicador DMC

16

Reset | Réinitialiser | Reiniciar

INSTRUCTOR



Control wheel |
Molette |
Rueda de Control

Media |
Media |
Medio

Mute |
Couper Le Son |
Silenciar

ON/OFF |
ON/OFF |
Encendido/Apagado

LED



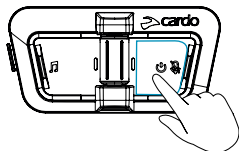
Press & Hold |
Appuyez & Maintenez |
Mantener Pulsado el Botón



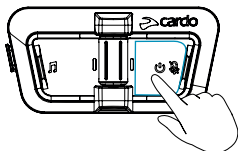
Number of Taps |
Nombre de Clics |
Número de Pulsaciones


Getting Started | Démarrage | Guía de Inicio

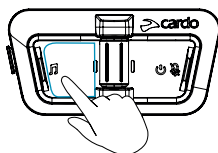
 On | On | Encender



 Off | Off | Apagar



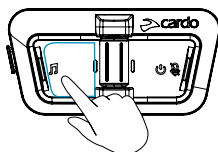
 Phone Pairing | Appairage au Téléphone | Vincular Teléfono



LED Red & Blue | LED Rouge & Bleu | Ledes en Rojo y Azul



 Stop Phone Pairing | Arrêter L'appairage du Téléphone | Detener el Emparejamiento del Teléfono





Cardo Connect App



Download | Télécharger | Descargar



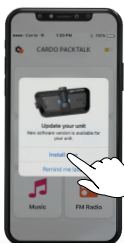
Register | S'enregistrer | Registrar




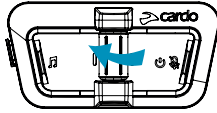
Choose Language | Choisir Langue | Seleccionar Idioma



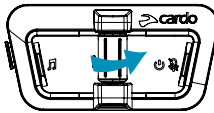
Update Software | Actualisation du Logiciel | Actualizar Software




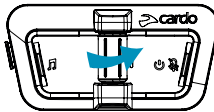
 Volume Up | Augmenter le Volume | Subir Volumen



 Volume Down | Baisser le Volume | Bajar Volumen

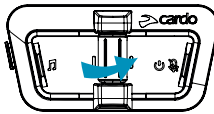



 Mute Audio | Couper L'audio | Silenciar Audio

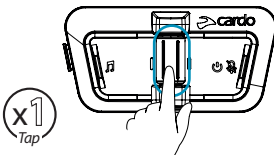


Fast Roll
Roulement rapide
Rollo rápido

 Unmute Audio | Réactiver L'audio | Activar Micrófono



 Voice Assistant | Assistant Vocal | Asistente de Voz

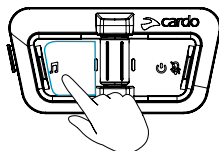


Siri



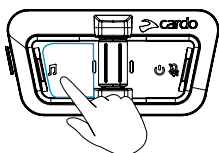
Google
Assistant

▶ On | On | Encender



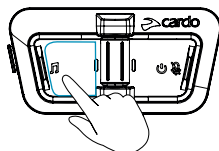
X1
Tap

|| Off | Off | Apagar



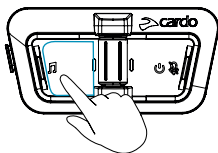
2
Sec

▶ Next | Suivant | Siguiente



X1
Tap

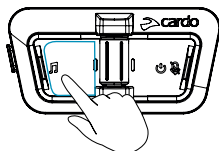
◀ Previous | Précédent | Anterior



X2
Tap

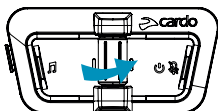
Phone Call | Appel Téléphonique | Llamada Telefónica

 Answer | Répondre | Contestar

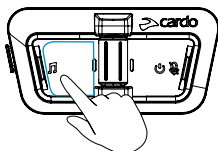


X1
Tap

 Ignore | Ignorer | Ignorar

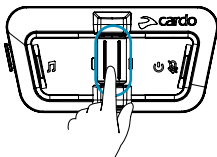


 End Call | Raccrocher | Finalizar Llamada

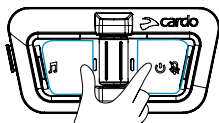


X1
Tap

 Speed Dial | Numérotation Rapide | Marcación Rápida



 Grouping | Regroupement | Agrupar



LED Red & Green | LED Rouge & Vert | LED Rojo y Verde

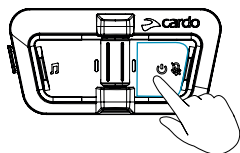


Grouping Success | Regroupement Réussi |
Agrupado Correctamente

LED Purple | LED Violet | LED Púrpura

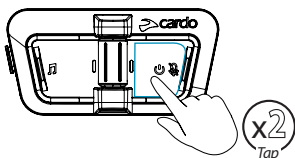


 Mute / Unmute Microphone | Activer / Désactiver Le Micro | Silenciar /
Activar Micrófono





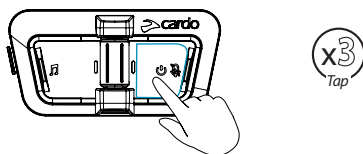
DMC Intercom OFF/ON | Interphone DMC OFF/ON |
Intercom DMC OFF/ON



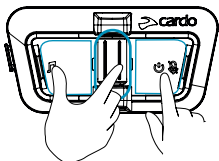
Automatically ON together with the unit
Allumé automatiquement avec l'unité
ENCENDIDO automático con la unidad



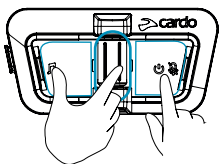
Mute/Unmute All Students | Couper/Réactiver le Son Pour Tous Les
Élèves | Silenciar/Activar a Todos Los Estudiantes



 Reboot | Redémarrer | Reiniciar



 Factory Reset | Réinitialisation des Paramètres D'usine |
Restablecer Valores de Fábrica



E English



- **Answer**
- **Ignore**
- "Hey Cardo, **speed dial**"
- "Hey Cardo, **redial number**"



- "Hey Cardo, **music on**"
- "Hey Cardo, **music off**"
- "Hey Cardo, **next track**"
- "Hey Cardo, **previous track**"



- "Hey Cardo, **mute group**"
- "Hey Cardo, **unmute group**"



- **"Hey Siri"**
- **"OK Google"**
- **"Hey Google"**



- "Hey Cardo, **volume up**"
- "Hey Cardo, **volume down**"
- "Hey Cardo, **mute audio**"
- "Hey Cardo, **unmute audio**"
- "Hey Cardo, **mute microphone**"
- "Hey Cardo, **unmute microphone**"



- "Hey Cardo, **battery status**"

F Français



- Réponds
- Ignore
- "Hey Cardo, **numéro favori**"
- "Hey Cardo, **rappelle le numéro**"



- "Hey Cardo, **allume la musique**"
- "Hey Cardo, **éteins la musique**"
- "Hey Cardo, **morceau suivant**"
- "Hey Cardo, **morceau précédent**"



- "Hey Cargo, **coupe le son du groupe**"
- "Hey Cargo, **réactive le son du groupe**"



- "Hey Siri"
- "OK Google"
- "Hey Google"



- "Hey Cardo, **augmente le volume**"
- "Hey Cardo, **baisse le volume**"
- "Hey Cardo, **coupe le son**"
- "Hey Cardo, **active le son**"
- "Hey Cardo, **coupe le micro**"
- "Hey Cardo, **active le micro**"



- "Hey Cardo, **niveau de batterie**"

S Español



- **Contestar**
- **Ignorar**
- "Hey Cardo, **marcación rápida**"
- "Hey Cardo, **remarcar número**"



- "Hey Cardo, **enciende la música**"
- "Hey Cardo, **apaga la música**"
- "Hey Cardo, **pista siguiente**"
- "Hey Cardo, **pista anterior**"



- "Oye, Cardo, **silencia el grupo**"
- "Oye, Cardo, **activa el grupo**"



- **"Hey Siri"**
- **"OK Google"**
- **"Hey Google"**

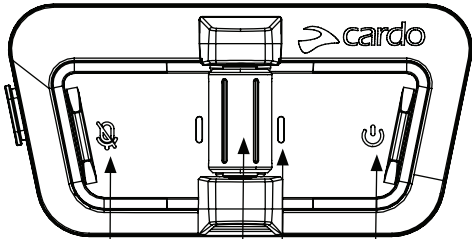


- "Hey Cardo, **sube el volumen**"
- "Hey Cardo, **baja el volumen**"
- "Hey Cardo, **silenciar el audio**"
- "Hey Cardo, **reactivar el audio**"
- "Hey Cardo, **silenciar el micrófono**"
- "Hey Cardo, **reactivar el micrófono**"



- "Hey Cardo, **nivel de la batería**"

STUDENT



Control Wheel |
Molette |
Rueda de Control

Mute |
Couper Le Son |
Silenciar

ON/OFF |
ON/OFF |
Encendido/Apagado

LED



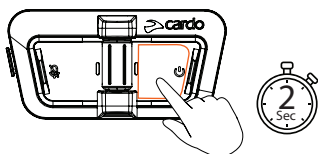
Press & Hold |
Appuyez & Maintenez |
Mantener Pulsado el
Botón



Number of Taps |
Nombre de Clics |
Número de
Pulsaciones

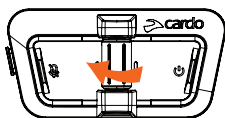
Getting Started | Démarrage | Guía de Inicio


 ON/OFF | ON/OFF | Encendido/Apagado

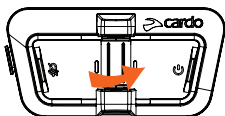



General | Fonctions Générales | General

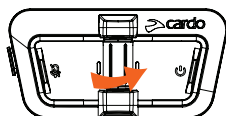
 Volume Up | Augmenter Le Volume | Subir Volumen



 Volume Down | Baisser Le Volume | Bajar Volumen

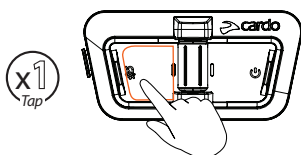


 Mute Audio | Couper L'audio | Silenciar Audio



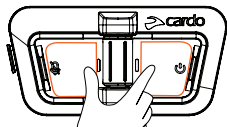
*Fast roll
Roulement rapide
Rollo rápido*

 Mute / Unmute Microphone | Activer / Désactiver Le Micro | Silenciar / Activar Micrófono





Grouping | Regroupement | Agrupar



LED Red & Green | LED Rouge & Vert | LED Rojo y Verde

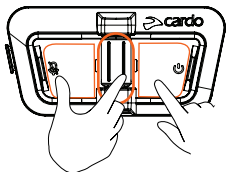



Grouping Success | Regroupement Réussi |
Agrupado Correctamente

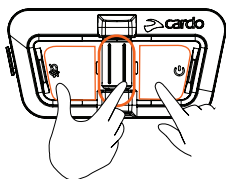
LED Purple | LED Violet | LED Púrpura



 Reboot | Redémarrer | Reiniciar



 Reset | Réinitialiser | Reiniciar





cardosystems.com/outdoor



Cardo Connect
App

cardosystems.com/update
cardosystems.com/support



Measurements

booklet close

90mm

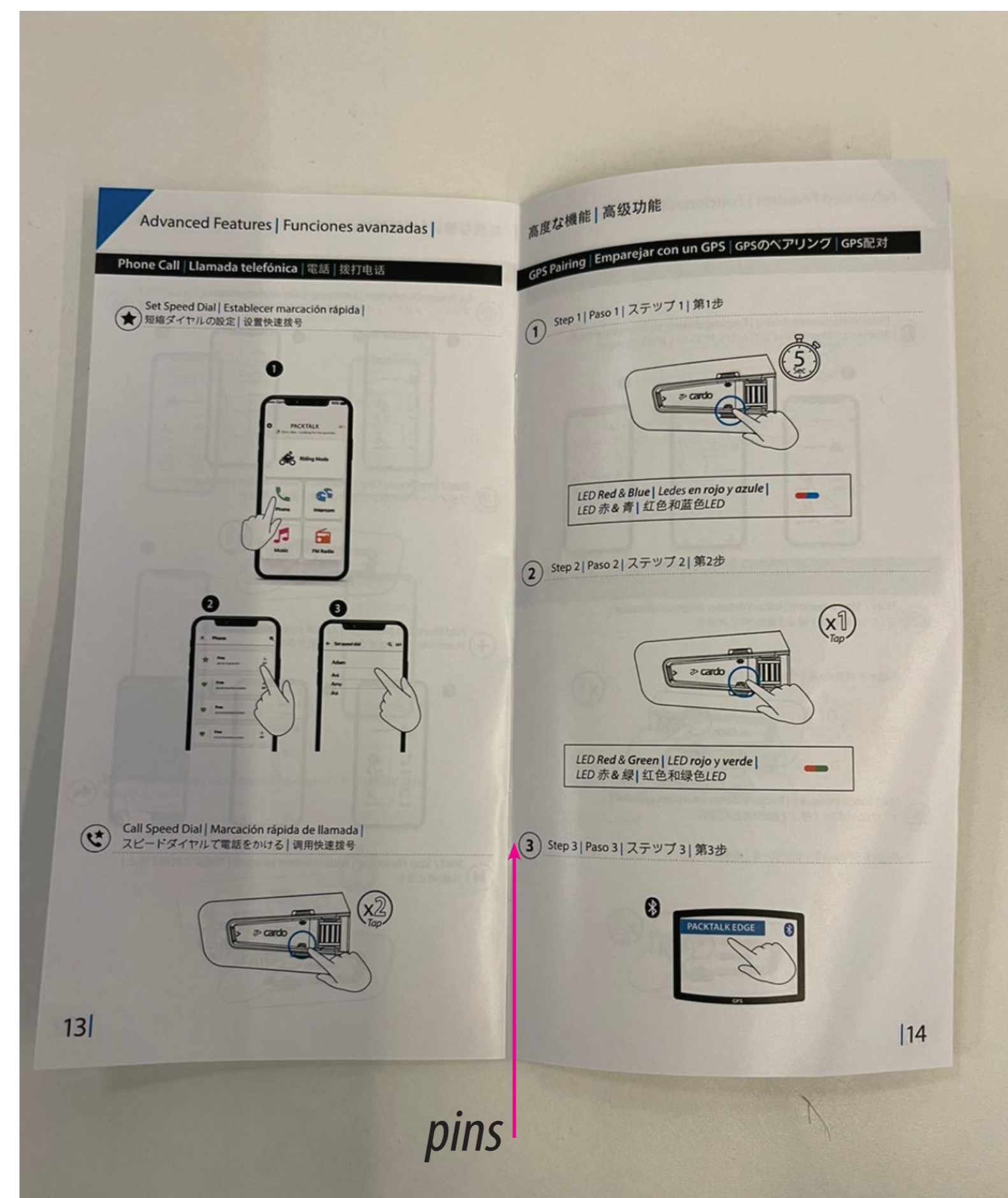
180mm



180mm

booklet open

180mm





TYPE APPROVAL			
P/N	MAN00637		
DESCRIPTION	POCKET GUIDE		
FILE NAME	MAN00637 MAN SIMPLE POCKET GUIDE EN/FR/SP OUTDOOR PROF_A05		
LANGUAGE	EN/FR/SP		
PRODUCT TYPE	MANUAL		
MATERIAL	P2 C4+4 105-115gr glossy art paper folded - Booklet with pins		
PRINTING PROCESS	COLOR: CMYK		
SECONDARY PROCESS	 		
ATTACHED FILES	1. GRAPHIC FILE - PDF		
MEASUREMENT	OPEN :180mm*180mm , CLOSE: 90mm -180mm		
CLIENTS/ DISTRIBUTOR	 		
SPECIAL REQUIREMENT	 		
REVISION	DESCRIPTION	DATE	NAME
A05	dvt	30.05.2022	Danna

Rev	Change Description	Date	Approved by
A01	DRAFT	09.01.2022	Guy
A02			DANNA
A03	DVT	27.04.2022	DANNA
A04		24.05.2022	DANNA
A05	DVT	30.05.2022	DANNA