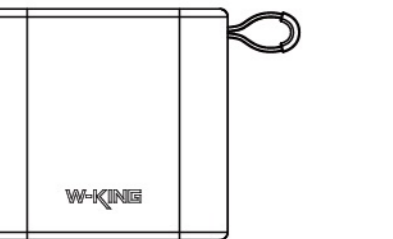


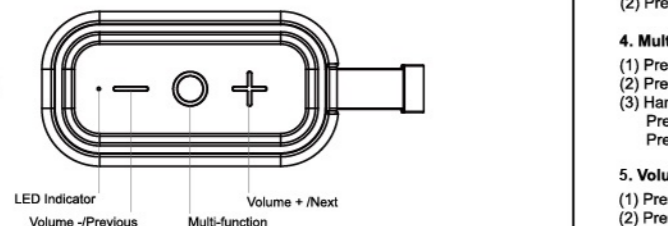
尺寸: 100x70mm, 材质: 100g书纸 风琴折

W-KING®



BT139 USER MANUAL
support@w-king.com

BT139 OVERVIEW



1. Pairing
Press "+" and "-" (1 second) : disconnect Bluetooth connection;
Select "W-KING BT139" on any of Bluetooth available devices

2. LED Indicator
Indicate speaker status

3. Volume -/Previous
(1) Press: decrease volume
(2) Press and hold for 1 second: previous soundtrack

4. Multi-function
(1) Press: play/pause
(2) Press and hold for 3 seconds to power on or power off
(3) Handsfree:
Press: pick up or end up phone call
Press and hold for 1 second: reject the call

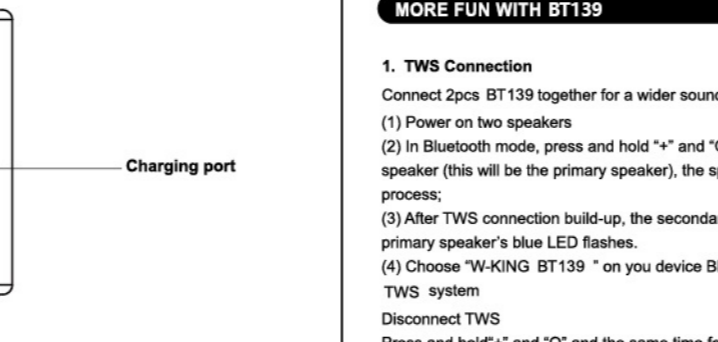
5. Volume +/Next
(1) Press: increase volume
(2) Press and hold for 1 second: next soundtrack

Button combination

Press "+" and "-" (1 second) : disconnect Bluetooth connection;
Press and hold "+" and "O" (1 second) on any of the speakers: enter TWS automatic pairing mode or disconnect TWS;
When there is no Bluetooth connection, press "+" and "-" (10 seconds): clean the pairing list and volume set to 50%.

Speaker state indicators

Status or Actions	LED status
Power on/off	Blue LED on/off
Bluetooth searching	Blue LED flashes
Connect successfully	Blue LED constantly on
TWS searching	Blue and green LED flashes alternately
TWS speakers connected, waiting for connecting with mobile	Primary speaker: blue LED flashes Secondary speaker: blue LED stays on
Low battery	Red LED flashes
Charging	Red stays on
Charging finish	Red LED turns off, green LED on
Reset	LED turns off



Reset
Insert a pin to reset.

Charging port
Insert the included cable to charge the speaker

MORE FUN WITH BT139

1. TWS Connection

Connect 2pcs BT139 together for a wider sound field.

- Power on two speakers
- In Bluetooth mode, press and hold "+" and "O" and the same time for 1 second on one speaker (this will be the primary speaker), the speaker enters TWS automatically connection process;
- After TWS connection build-up, the secondary speaker's blue LED is constantly on, the primary speaker's blue LED flashes.
- Choose "W-KING BT139 " on you device Bluetooth setting page to connect the whole TWS system

Disconnect TWS
Press and hold "+" and "O" and the same time for 1 second on any of the speaker to disconnect

Remark

* TWS two BT139 should in the same software and hardware version.

SPECIFICATIONS

Bluetooth version: 5.3
Product size: 4.95*8.85*9.45cm
Rating: IPX7
Bluetooth transmission distance: 10 meters
Speaker drivers: 58 square type, 58.4mm±0.5mm,
Frequency range: 90Hz-20KHz
Working time: 9 hours at 70% volume; 17 hours at 50% volume
(may vary with song and environment)

Charging: Type-C charging port, USB 5V/1A-2A

Charging time: around 2.5 hours

Battery: 3.7V/2000mAh

* Transmission distance is tested in open space without interference.

* The above data is based on W-KING laboratory environment and test results; actual playtime may vary with environment and user habit, for reference only.

SAFETY NOTICE

- Please read and keep this manual for reference.
- Do not open (or modify in any way) the unit.
- Do not attempt to repair the unit, or replace parts within it. Refer all servicing to your retailer or an authorized W-KING distributor.
- Never use or store the unit in an extreme temperature, humid or dusty environment; please not expose the unit to rain or chemical materials, and it's dangerous to put it in vibration places, please make sure it's placed stable before using. Please avoid strong impact.
- When use by children, please make sure an adult provide supervision until they are familiar with operation methods and safe operation notice.

FCC Statement

This device complies with Part 15 of the FCC rules. Operation is subject to the following two conditions: 1) this device may not cause harmful interference, and 2) this device must accept any interference received, including interference that may cause undesired operation.
Note: This equipment has been tested and found to comply with the limits for a Class B digital device, pursuant to part 15 of the FCC Rules. These limits are designed to provide reasonable protection against harmful interference in a residential installation.
This equipment generates uses and can radiate radio frequency energy and, if not installed and used in accordance with the instructions, may cause harmful interference to radio communications. However, there is no guarantee that interference will not occur in particular installation. If this equipment does cause harmful interference to radio or television reception, which can be determined by turning the equipment off and on, the user is encouraged to try to correct the interference by one or more of the following measures:
--Reorient or relocate the receiving antenna.
--Increase the separation between the equipment and receiver.
--Connect the equipment into an outlet on a circuit different from that to which the receiver is connected.
--Consult the dealer or an experienced radio/TV technician for help.
Changes or modifications not expressly approved by the party responsible for compliance could void the user's authority to operate the equipment.

FCC Radiation Exposure Statement
This device complies with FCC RF radiation exposure limits set forth for an uncontrolled environment. This transmitter must not be co-located or operating in conjunction with any other antenna or transmitter.

W-KING®

SHENZHEN WEIKING TECHNOLOGY CO., LTD
CN, 518109, Guangdong, Shenzhen, Longhua,
Fucheng Street, Zhangge Community, Zhangge Road,
NO.142, Building 1, Room 301
Tel: +86-755-36890577
Fax: +86-755-36815032
support@w-king.com
www.w-king.com

