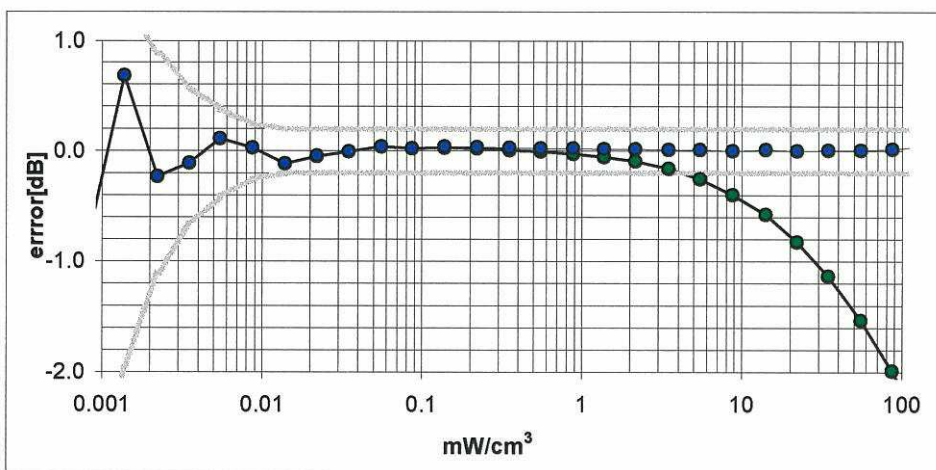
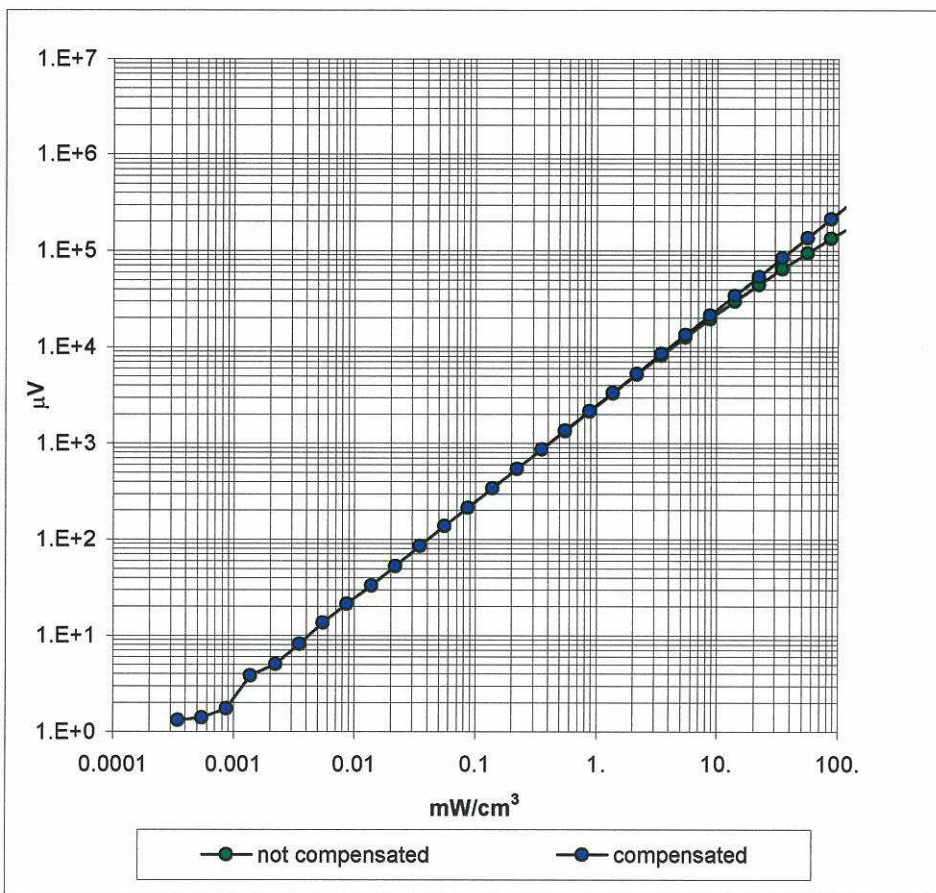
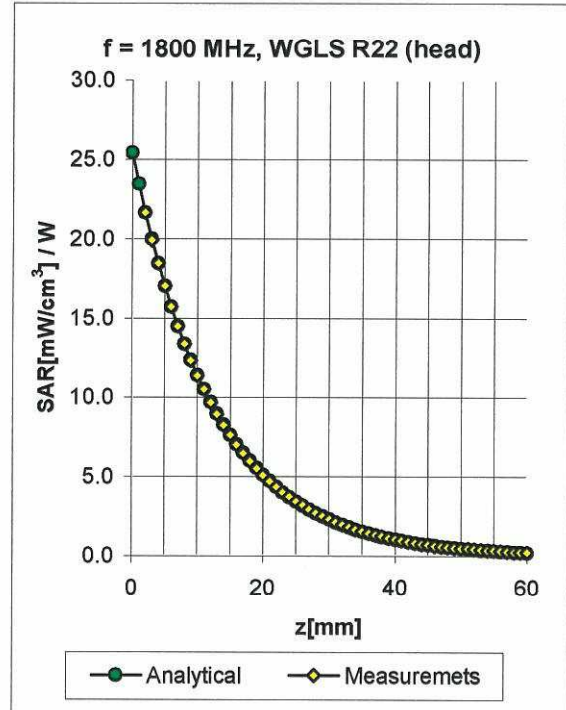
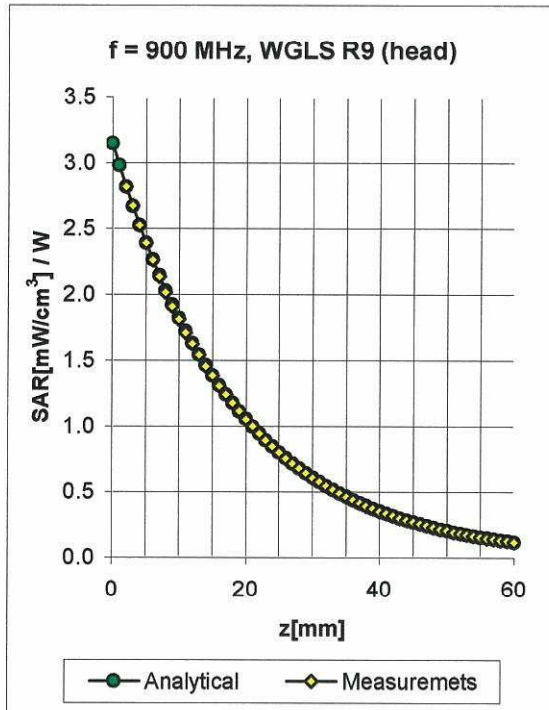


### Dynamic Range f(SAR<sub>head</sub>) ( Waveguide R22 )



Probe Linearity <math>\pm 0.2 \text{ dB}</math>

## Conversion Factor Assessment

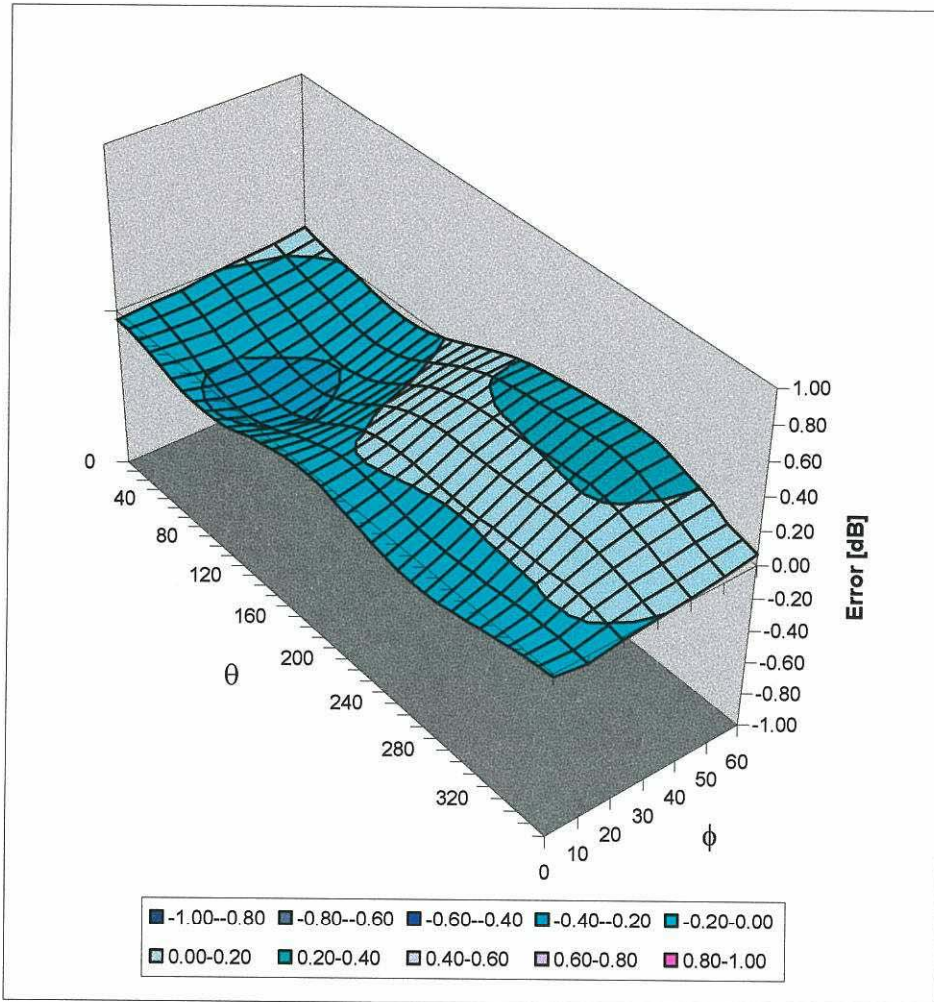


f [MHz]	Validity [MHz] <sup>B</sup>	Tissue	Permittivity	Conductivity	Alpha	Depth	ConvF Uncertainty
900	800-1000	Head	41.5 ± 5%	0.97 ± 5%	0.24	0.93	9.88 ± 11.3% (k=2)
1800	1710-1910	Head	40.0 ± 5%	1.40 ± 5%	0.09	2.74	8.46 ± 11.7% (k=2)
5200	4940-5460	Head	36.0 ± 5%	4.66 ± 5%	0.45	1.80	4.88 ± 21.8% (k=2)
5800	5510-6090	Head	35.3 ± 5%	5.27 ± 5%	0.45	1.80	4.50 ± 23.4% (k=2)
5200	4940-5460	Body	49.0 ± 5%	5.30 ± 5%	0.45	1.90	4.29 ± 21.8% (k=2)
5800	5510-6090	Body	48.2 ± 5%	6.00 ± 5%	0.43	1.90	3.96 ± 23.4% (k=2)

<sup>B</sup> The total standard uncertainty is calculated as root-sum-square of standard uncertainty of the Conversion Factor at calibration frequency and the standard uncertainty for the indicated frequency band.

### Deviation from Isotropy in HSL

Error ( $\theta, \phi$ ),  $f = 900$  MHz



**Spherical Isotropy Error <  $\pm 0.4$  dB**



**D3: DOSIMETRIC E-FIELD PROBE**

**ET3DV6 - SN:1687** □

## **IMPORTANT NOTICE**

### **USAGE OF PROBES IN ORGANIC SOLVENTS**

Diethylene Glycol Monobutyl Ether (the basis for liquids above 1 GHz), as many other organic solvents, is a very effective softener for synthetic materials. These solvents can cause irreparable damage to certain SPEAG products, except those which are explicitly declared as compliant with organic solvents.

#### **Compatible Probes:**

- ET3DV6
- ET3DV6R
- ES3DV2
- ER3DV6
- H3DV6

#### **Important Note for ET3DV6 Probes:**

**The ET3DV6 probes shall not be exposed to solvents longer than necessary for the measurements and shall be cleaned daily after use with warm water and stored dry.**

**Client**            **ADT (Auden)**

**CALIBRATION CERTIFICATE**

**Object(s)**                    **ET3DV6 - SN:1687**

**Calibration procedure(s)**    **QA CAL-01.v2  
Calibration procedure for dosimetric E-field probes**

**Calibration date:**            **August 26, 2004**



**Condition of the calibrated item**    **In Tolerance (according to the specific calibration document)**

This calibration certificate documents the traceability to national standards, which realize the physical units of measurements (SI). The measurements and the uncertainties with confidence probability are given on the following pages and are part of the certificate.

All calibrations have been conducted in the closed laboratory facility: environment temperature 22 +/- 2 degrees Celsius and humidity < 75%.

**Calibration Equipment used (M&TE critical for calibration)**

Model Type	ID #	Cal Date (Calibrated by, Certificate No.)	Scheduled Calibration
Power meter EPM E4419B	GB41293874	5-May-04 (METAS, No 251-00388)	May-05
Power sensor E4412A	MY41495277	5-May-04 (METAS, No 251-00388)	May-05
Reference 20 dB Attenuator	SN: 5086 (20b)	3-May-04 (METAS, No 251-00389)	May-05
Fluke Process Calibrator Type 702	SN: 6295803	8-Sep-03 (Sintrel SCS No. E030020)	Sep-04
Power sensor HP 8481A	MY41092180	18-Sep-02 (SPEAG, in house check Oct03)	In house check: Oct 05
RF generator HP 8684C	US3642U01700	4-Aug-99 (SPEAG, in house check Aug02)	In house check: Aug05
Network Analyzer HP 8753E	US37390585	18-Oct-01 (SPEAG, in house check Oct03)	In house check: Oct 05

	Name	Function	Signature
<b>Calibrated by:</b>	Nico Vetterli	Technician	
<b>Approved by:</b>	Katja Pokovic	Laboratory Director	

Date issued: August 26, 2004

This calibration certificate is issued as an intermediate solution until the accreditation process (based on ISO/IEC 17025 International Standard) for Calibration Laboratory of Schmid & Partner Engineering AG is completed.

# Probe ET3DV6

## SN:1687

Manufactured:	May 28, 2002
Last calibrated:	November 24, 2003
Recalibrated:	August 26, 2004

Calibrated for DASY Systems

(Note: non-compatible with DASY2 system!)