



## **10. APPENDIX II PHOTOGRAPHS OF TEST SETUP**

### **Conducted Emission Set Up Photo**





## Radiated Emission Set up Photos

### Mode 2





## Mode 5





## Powerline Conducted Emissions Setup Photos

### Mode 2





Mode 5



## Dynamic Frequency Selection Set Up Photo

