

LINKSYS®

User Guide

**MAX-STREAM™
AC4000 MU-MIMO
TRI-BAND ROUTER**


Model EA9300 , EA9250

Contents

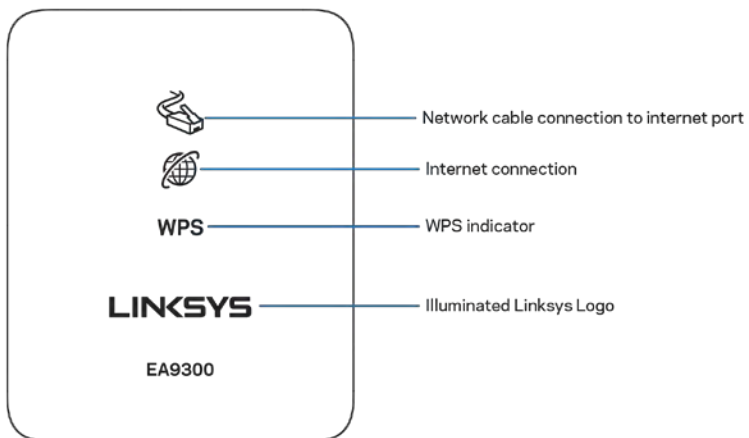
Product Overview	3
Top view	3
System status indicator.....	3
Back view.....	4
Side view.....	5
Setting Up: Basics	6
Where to find more help	6
How to install your router	7
How to Use Linksys Smart Wi-Fi	10
How to connect to Linksys Smart Wi-Fi.....	10
Network Map.....	11
Guest Access	11
Parental Controls.....	12
Media Prioritization.....	12
Speed Test.....	13
External Storage.....	13
Connectivity	14
Troubleshooting.....	14
Wireless.....	15
Security.....	15
Troubleshooting	16
Your router was not successfully set up.....	16
<i>Your Internet cable is not plugged in</i> message.....	17
<i>Cannot access your router</i> message.....	18
After setup.....	19
The Internet appears to be unavailable	19
Linksys Smart Wi-Fi does not open in your web browser.....	20
Specifications	21
Linksys EA9300	21
Environmental.....	21

Product Overview

Top view



System status indicator



Network cable connection to Internet port (1)—When lit (orange), indicates a problem with the network cable connected to the Internet (WAN) port.

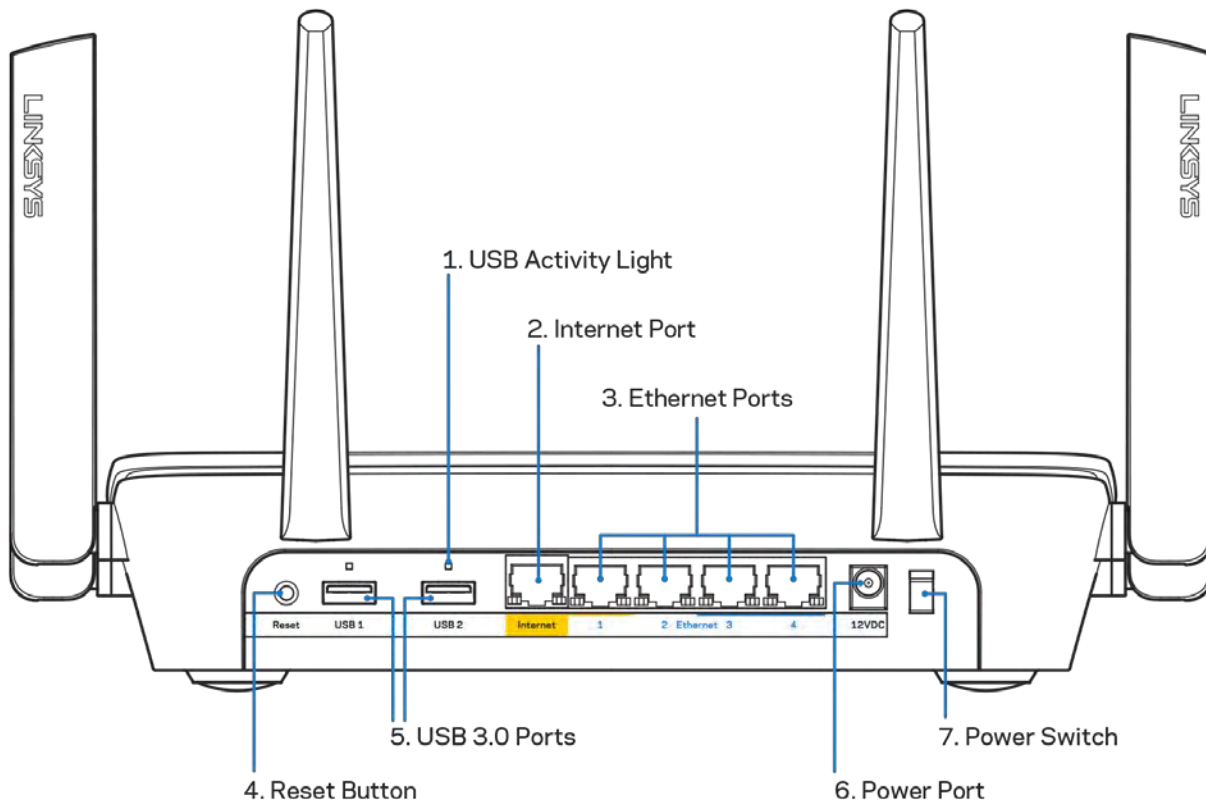
Internet connection (2)—When lit (orange), indicates the router cannot access the internet.

WPS (Wi-Fi Protected Setup™) indicator—The WPS light has four states:

Off	No Wi-Fi Protected Setup activity
Blinking White	Wi-Fi Protected Setup in progress
Solid White	Wi-Fi Protected Setup is successful; remains lit for five seconds
Blinking Orange	Wi-Fi Protected Setup error; blinks for one minute, then goes off

Illuminated Linksys Logo—Blinks while the router is starting up. When the logo is solid white, the router is powered on and working correctly.

Back view



USB activity light (1)—Lights indicate data transfer to/from external devices.

Internet port (2)—Connect an ethernet cable to this yellow gigabit (10/100/1000) port, and to a broadband internet cable/DSL or fiber modem.

Note—For best performance, use CAT5e or higher rated cable on the Internet port.

Ethernet ports (3)—Connect ethernet cables to these blue gigabit (10/100/1000) ports, and to wired devices on your network.

Note—*For best performance, use CAT5e or higher rated cables on the Ethernet ports.*

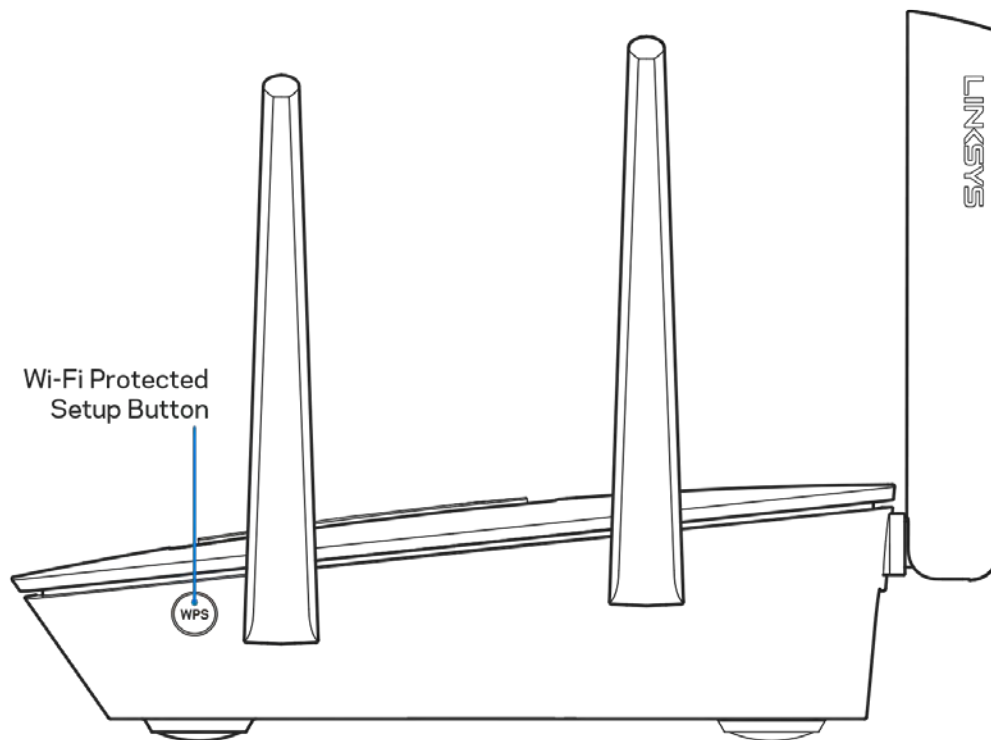
Reset button (4)—Press and hold until the illuminated Linksys logo turns off to reset the router to factory settings. You can also restore the factory settings using Linksys Smart Wi-Fi on the internet or mobile app.

USB 3.0 ports (5)—Connect and share USB drives on your network or on the internet.

Power port (6)—Connect the included AC power adapter.

Power switch (7)—Press | (on) to turn on the router.

Side view



Wi-Fi Protected Setup™ button—Press to connect to WPS-enabled network devices.

Setting Up: Basics

Where to find more help

In addition to this user guide, you can find help at these locations:

- Linksys.com/support/EA9300 (documentation, downloads, FAQs, technical support, live chat, forums)
- Linksys Smart Wi-Fi help (connect to Linksys Smart Wi-Fi, then click Help at the top of the screen)

The screenshot shows the Linksys Smart Wi-Fi web interface. At the top right, the 'Help' button is circled in red. The interface includes a sidebar with 'Smart Wi-Fi Tools' and 'Router Settings', and a main area with various network status and configuration widgets. Below the main interface is a 'Help' modal window.

Help

Using Linksys Smart Wi-Fi

Linksys Smart Wi-Fi allows you to access all of your router's features and settings. Simply click on a feature or widget you want to open.

You can use Linksys Smart Wi-Fi to:

- See what's currently connected to your network, and connect more computers and devices.
- Create a Linksys Smart Wi-Fi account to access router settings from anywhere using any browser, even when you're away from home. You can personalize your router and change settings for wireless access, Internet, gaming, local network, and more. You can even access router settings for multiple routers, which is helpful if you set up and manage more than one router. (The account is available only on EA-Series routers.)
- Allow guests in your home to use the Internet without giving them access to your network. While on the guest network, users can surf the net, but won't be able to access your printers, other computers, or devices on your network.

Help Categories

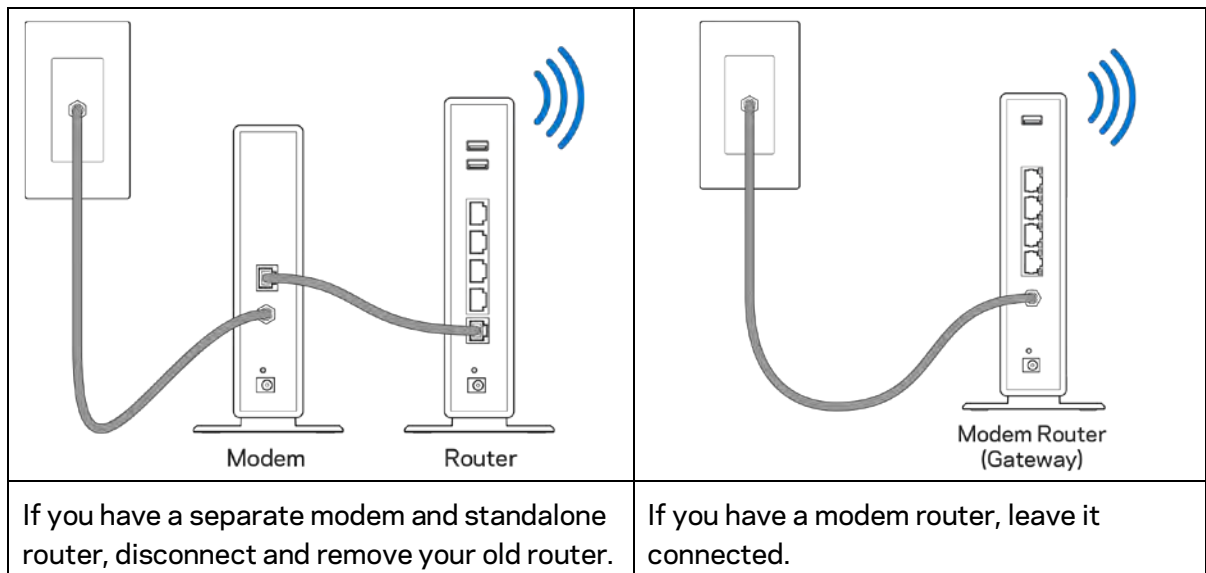
- Linksys Smart Wi-Fi
- Device List
- Guest Access
- Parental Controls
- Media Prioritization
- Speed Test
- External Storage
- Connectivity

Ok

Note—Licenses and notices for third party software used in this product may be viewed on <http://support.linksys.com/en-us/license>. Please contact <http://support.linksys.com/en-us/gplcodecenter> for questions or GPL source code requests.

How to install your router

1. To complete setup, you will need a computer to visit <http://LinksysSmartWiFi.com> in a web browser.
2. Identify your equipment.



3. Position the antennas straight up and plug in the router to a power source. Make sure the power switch is in the | (on) position.
4. Connect your router to your modem or modem router. Plug one end of the included internet cable to the yellow Internet port on your new router. If you have a modem, plug the other end into the Ethernet (LAN) port on the modem. If you have a modem router, plug into any available port.
5. Wait until the illuminated Linksys light on the top of your router stops blinking and is solid white.
6. Connect to the Wi-Fi name shown in the Quick Start Guide that came with your router. (You can change these details later.) If you need help connecting to the network refer to your device documentation at linksys.com/support/ea9300.

Note—You will not have internet access until router setup is complete.

7. Enter <http://LinksysSmartWiFi.com> in a web browser. Follow the on-screen instructions to complete your router setup. You also can type 192.168.1.1 in a browser to start setup.

At the end of setup, follow the on-screen instructions to set up your Linksys Smart Wi-Fi account. Use Linksys Smart Wi-Fi to configure your router from any computer with an internet connection.

Manage your router's settings:

- Change your router's name and password
- Set up guest access
- Configure parental controls
- Connect devices to your Wi-Fi
- Test your internet connection speed

Note—As part of Linksys Smart Wi-Fi account setup, you will be sent a verification e-mail. From your home network, click the link in the email to associate your router with the Linksys Smart Wi-Fi account.

Tip—Print the next page, then record your router and account settings in the table as a reference. Store your notes in a safe place.

2.4 GHz Wi-Fi Name	
Wi-Fi Password	
5 GHz ₁ Wi-Fi Name	
Wi-Fi Password	
5 GHz ₂ Wi-Fi Name	
Wi-Fi Password	
Router Password	
2.4 GHz Guest Wi-Fi Name	
5GHz Guest Wi-Fi Name	
Guest Wi-Fi Password (Both share a password.)	
Linksys Smart Wi-Fi Username	
Linksys Smart Wi-Fi Password	

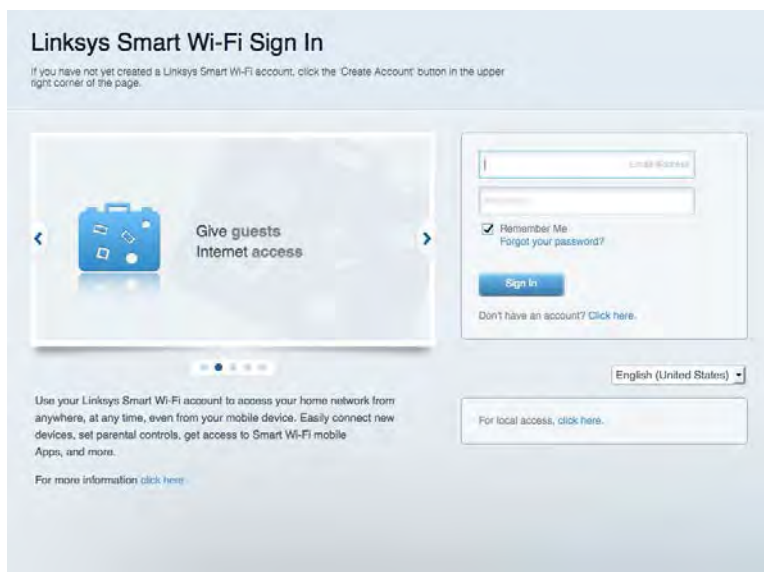
How to Use Linksys Smart Wi-Fi

You can manage your router from anywhere in the world by using Linksys Smart Wi-Fi, but you can also do it directly from your home network. Linksys Smart Wi-Fi may be available for your mobile device, as well. See your device's app store for information.

How to connect to Linksys Smart Wi-Fi

To connect to Linksys Smart Wi-Fi:

1. Open your computer's web browser.
2. Go to <http://LinksysSmartWiFi.com> and log in to your account.



If you can't remember your password, click *Forgot your password?* and follow the on-screen instructions to recover it.

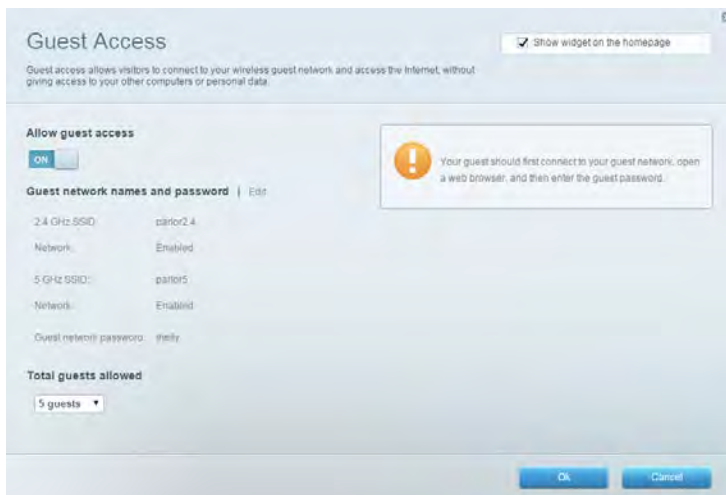
Network Map

Lets you display and manage all network devices connected to your router. You can view devices on your main network and your guest network, or display information about each device.



Guest Access

Lets you set up and monitor a network for guests to access Wi-Fi without exposing personal information.



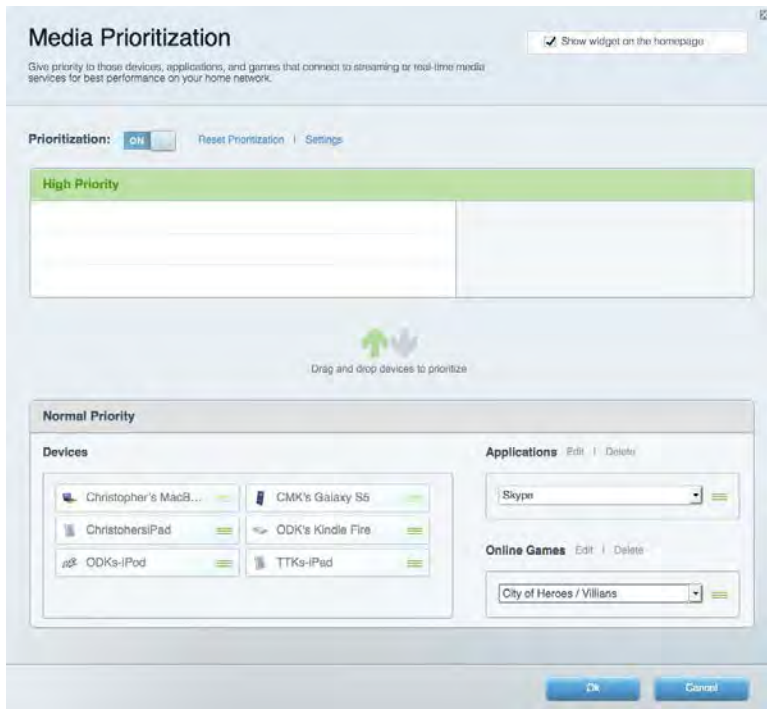
Parental Controls

Lets you block web sites and set internet access times.



Media Prioritization

Lets you set which devices and applications have top priority for your network traffic.



Speed Test

Lets you test your network's internet connection speed.



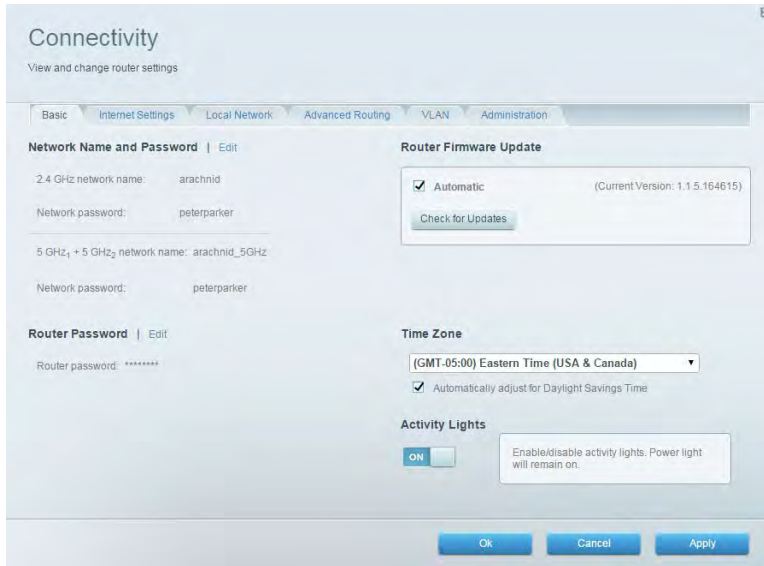
External Storage

Lets you access an attached USB drive (not included) and set up file sharing, a media server, and FTP access.



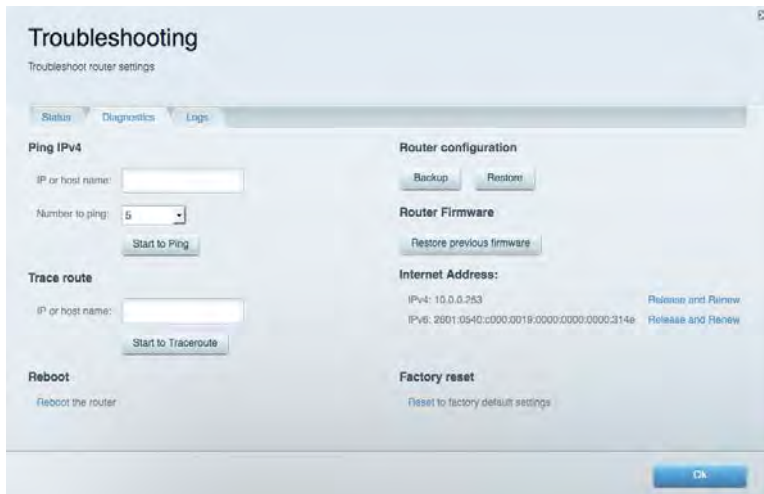
Connectivity

Lets you view and change basic and advanced network settings.



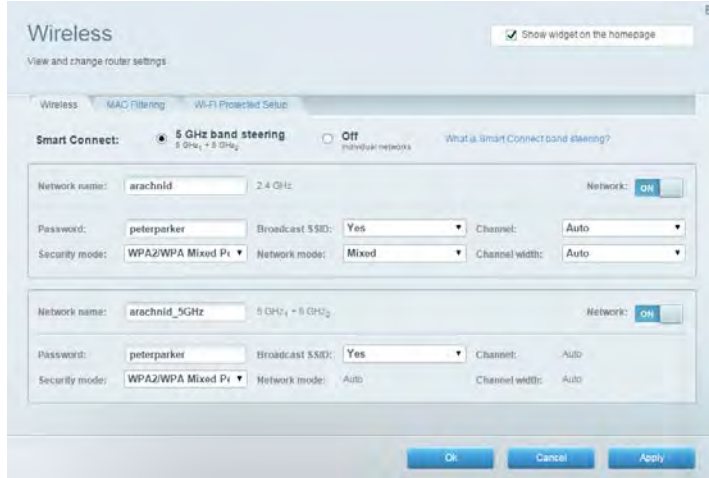
Troubleshooting

Lets you diagnose problems with your router and check the status of the network.



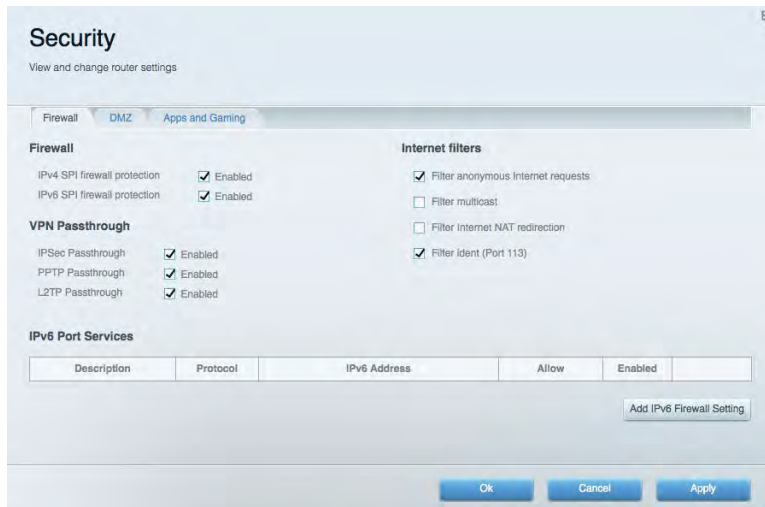
Wireless

Lets you view and change your router's wireless network. You can change network names, security mode, password, MAC filtering, and connect devices using Wi-Fi Protected Setup.



Security

Lets you view and change your router's wireless security. You can set up the firewall, VPN settings, and make custom settings for applications and games.



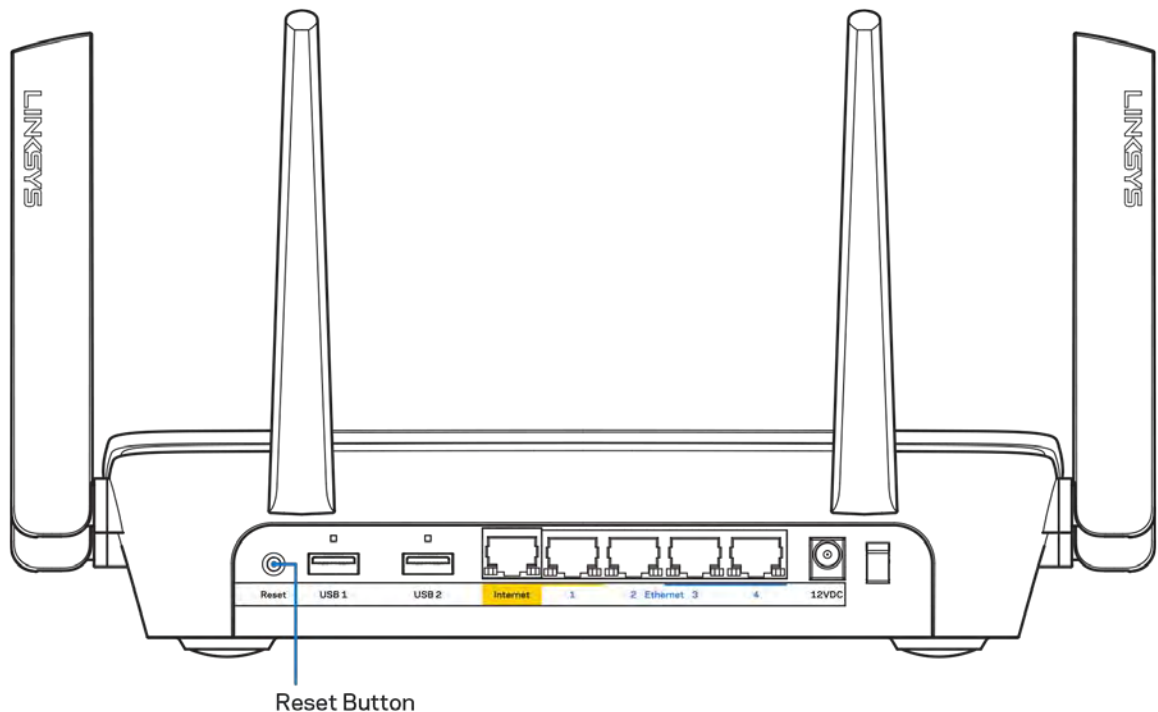
Troubleshooting

You can find more help from our award-winning customer support at linksys.com/support/EA9300.

Your router was not successfully set up

If Linksys Smart Wi-Fi did not complete the setup, you can try the following:

- Press and hold the Reset button on your router with a paperclip or pin until the illuminated Linksys logo turns off and the blue MU-MIMO indicators start blinking (about 10 seconds). Install the router again.

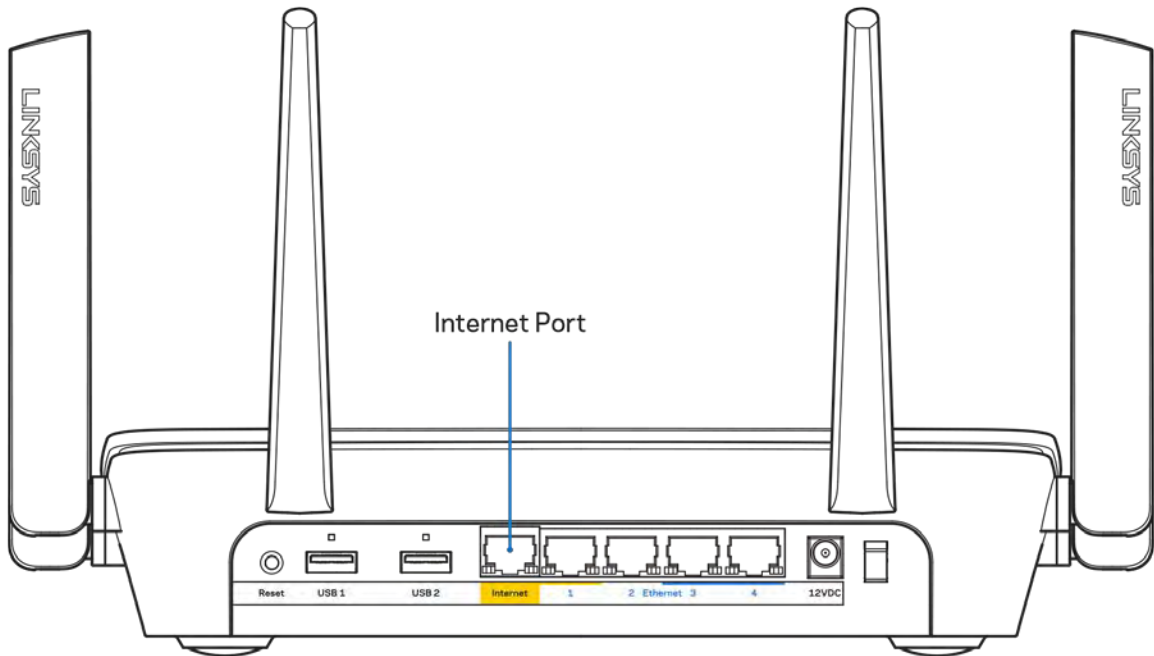


- Temporarily disable your computer's firewall (see the security software's instructions for help). Install the router again.
- If you have another computer, use that computer to install the router again.

Your Internet cable is not plugged in message

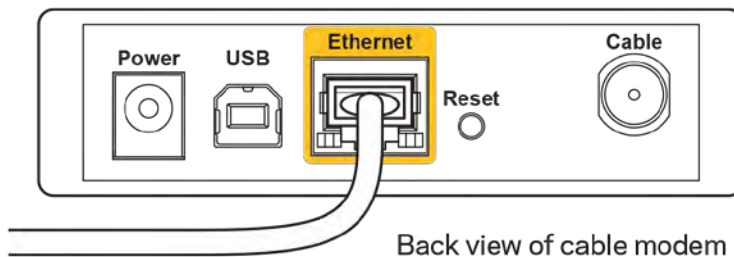
If you get a “Your Internet cable is not plugged in” message when trying to set up your router, follow these troubleshooting steps.

- Make sure that an ethernet or internet cable (or a cable like the one supplied with your router) is securely connected to the yellow Internet port on the back of the router and to the appropriate port on your modem. This port on the modem is usually labeled Ethernet.

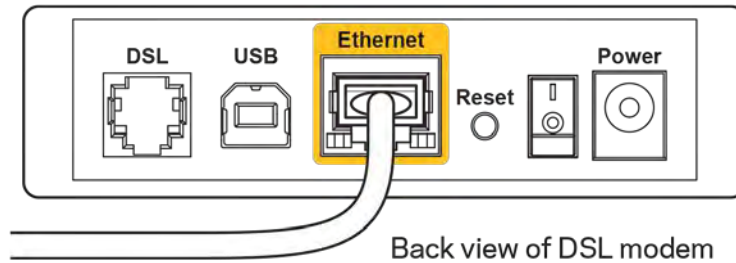


Make sure that your modem is connected to power and is turned on. If it has a power switch, make sure that it is set to the ON or | (as opposed to O) position.

- If your internet service is cable, verify that the cable modem’s CABLE port is connected to the coaxial cable provided by your ISP.



- If your internet service is DSL, make sure that the DSL phone line is connected to the modem's DSL port.



- If your computer was previously connected to your modem with a USB cable, disconnect the USB cable.
- Install the router again.

Cannot access your router message

To access your router, you must be connected to your own network. If you have wireless internet access, the problem may be that you have accidentally connected to a different wireless network.

To fix the problem on Windows computers, do the following*:

1. Click on the wireless icon in the system tray. A list of available networks will appear.
2. Click your own network name. Click Connect. In the example below, the computer was connected to another wireless network named wraith_5GHz. The wireless network name of the Linksys EA9300 router, Damaged_Beez2.4 in this example, is shown selected.



3. If you are prompted to enter a network security key, type your password (security key) into the network security key field. Click **OK**.

4. Your computer will connect to the network, and you should be able to access the router.

**Depending on your version of Windows, there could be some differences in wording or icons in these steps.*

To fix the problem on Mac computers, do the following:

1. In the menu bar across the top of the screen, click the Wi-Fi icon. A list of wireless networks will appear.
2. In the example below, the computer was connected to another wireless network named wraith_5GHz. The wireless network name of the Linksys EA9300 router, Damaged_Beez2.4 in this example, is shown selected.



3. Click the wireless network name of your Linksys EA9300 router (Damaged_Beez2.4 in the example).
4. Type your wireless network password (Security Key) into the *Password* field. Click **OK**.

After setup

The internet appears to be unavailable

If the internet has difficulty communicating with your router, the problem may appear as a “Cannot find [internet address]” message in your web browser. If you know that the internet address is correct, and if you’ve tried several valid internet addresses with the same result, the message could mean that there’s a problem with your ISP or modem communicating with your router.

Try the following:

- Make sure that the network and power cables are securely connected.
- Make sure that the power outlet that your router is connected to has power.

- Reboot your router.
- Contact your ISP and ask about outages in your area.

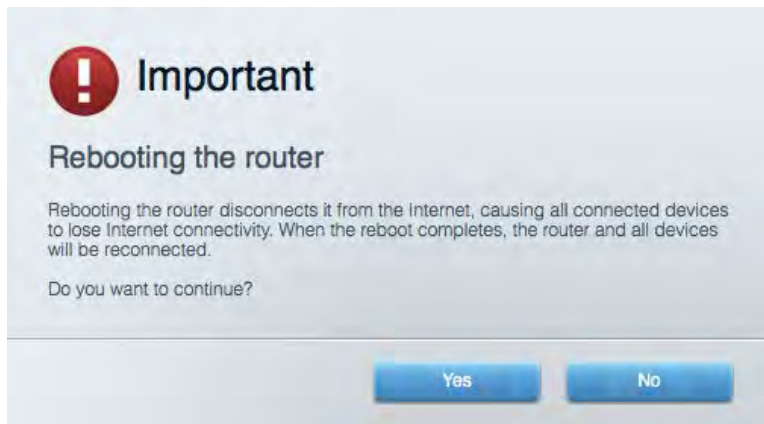
The most common method of troubleshooting your router is to turn it off, then back on again. Your router can then reload its custom settings, and other devices (such as the modem) will be able to rediscover the router and communicate with it. This process is called rebooting.

To reboot your router using the power cord, do the following:

1. Disconnect the power cord from the router and the modem.
2. Wait 10 seconds, and reconnect the power cord to the modem. Make sure it has power.
3. Wait until the modem's online indicator has stopped blinking (about two minutes). Reconnect the power cord to the router.
4. Wait until the illuminated Linksys logo is on. Wait two minutes before trying to connect to the internet from a computer.

To reboot your router using Linksys Smart Wi-Fi, do the following:

1. Log in to Linksys Smart Wi-Fi. (See "How to connect to Linksys Smart Wi-Fi" on page [10](#).)
2. Under *Router Settings*, click *Troubleshooting*.
3. Click the *Diagnostics* tab.
4. Under *Reboot*, click Reboot.



5. Click **Yes**. The router will reboot. While the router is rebooting, all connected devices will lose their internet connection, and will automatically reconnect when the router is ready again.

Linksys Smart Wi-Fi does not open in your web browser

The latest versions of Google Chrome™, Firefox®, Safari® (for Mac® and iPad®), Microsoft Edge, and Internet Explorer® version 8 and newer work with Linksys Smart Wi-Fi.

Specifications

Linksys EA9300

Model Name	Max-Stream AC4000 MU-MIMO Tri-Band Router
Model Number	EA9300
Switch Port Speed	10/100/1000 Mbps (Gigabit Ethernet)
Radio Frequency	2.4 GHz and 5 GHz (x2)
# of Antennas	6 external adjustable antennas (non-detachable)
Ports	USB 3.0 (x2), Ethernet (1-4), Internet, Power
Buttons	Wi-Fi Protected Setup, Power, Reset
Lights	Top panel: Illuminated Linksys logo , Wi-Fi Protected Setup, Internet connection, Network cable connection to Internet port Back panel: USB 1, USB 2, Ethernet (1-4), Internet
UPnP	Supported
Security Features	WEP, WPA2, RADIUS
Security Key Bits	Up to 128-bit encryption
Storage File System Support	FAT, NTFS, and HFS+
Browser Support	Latest versions of Google Chrome™, Firefox®, Safari® (for Mac® and iPad®), Microsoft Edge and Internet Explorer® version 8 and newer

Environmental

Dimensions	297 mm x 229.5 mm x 168.1 mm (antennas up) 297 mm x 229.5 mm x 63.5 mm (antennas down)
Unit Weight	1.27 kg
Power	12V, 5A
Certifications	FCC, IC, CE, Wi-Fi (a/b/g/n/ac)
Operating Temperature	32 to 104°F (0 to 40°C)
Storage Temperature	-4 to 140°F (-20 to 60°C)
Operating Humidity	10% to 80% relative humidity, non-condensing
Storage Humidity	5% to 90% non-condensing

Notes:

For regulatory, warranty, and safety information, see the CD that came with your router or go to Linksys.com/support/EA9300.

Specifications are subject to change without notice.

Maximum performance derived from IEEE Standard 802.11 specifications. Actual performance can vary, including lower wireless network capacity, data throughput rate, range and coverage. Performance depends on many factors, conditions and variables, including distance from the access point, volume of network traffic, building materials and construction, operating system used, mix of wireless products used, interference and other adverse conditions.

BELKIN, LINKSYS and many product names and logos are trademarks of the Belkin group of companies. Third-party trademarks mentioned are the property of their respective owners. Licenses and notices for third party software used in this product may be viewed here:

<http://support.linksys.com/en-us/license>. Please contact <http://support.linksys.com/en-us/gplcodecenter> for questions or GPL source code requests.

© 2017 Belkin International, Inc. and/or its affiliates. All rights reserved.

LINKSYS®

Regulatory
Information
EA9300,
EA9250

MAX-STREAM™
AC4000 MU-MIMO
TRI-BAND ROUTER

Model# EA9300, EA9250

Table of Contents

Wireless Regulatory Information

FCC Statement	1
Mexico Regulatory Statement	1
EAC Mark of Conformity for Russia, Kazakhstan and Belarus	1
Avis d'Industrie Canada	2
Safety Notices	3
Declaration of Conformity with Regard to EU Directive 1999/5/EC (R&TTE Directive)	7
Wireless Equipment (Wireless-AC/N/G/A/B Products)	8
National Restrictions	8
Product Usage Restrictions	9
Technical Documents on www.linksys.com	9

WEEE Information

User Information for Consumer Products Covered by EU Directive 2002/96/EC on Waste Electric and Electronic Equipment (WEEE)	10
--	----

Wireless Regulatory Information

FCC Statement

This device complies with Part 15 of the FCC Rules. Operation is subject to the following two conditions: (1) This device may not cause harmful interference, and (2) this device must accept any interference received, including interference that may cause undesired operation.

This product has been tested and complies with the specifications for a Class B digital device, pursuant to Part 15 of the FCC Rules. These limits are designed to provide reasonable protection against harmful interference in a residential installation. This equipment generates, uses, and can radiate radio frequency energy and, if not installed and used according to the instructions, may cause harmful interference to radio communications. However, there is no guarantee that interference will not occur in a particular installation. If this equipment does cause harmful interference to radio or television reception, which is found by turning the equipment off and on, the user is encouraged to try to correct the interference by one or more of the following measures:

- Reorient or relocate the receiving antenna
- Increase the separation between the equipment and devices
- Connect the equipment to an outlet other than the receiver's
- Consult a dealer or an experienced radio/TV technician for assistance

FCC Caution: Any changes or modifications not expressly approved by the party responsible for compliance could void the user's authority to operate this equipment.

IEEE 802.11b or 802.11g operation of this product in the USA is firmware-limited to channels 1 through 11.

The device for the band 5150-5250 MHz is only for indoor usage to reduce the potential for harmful interference to co-channel mobile satellite systems.

Mexico Regulatory Statement

La operación de este equipo está sujeta a las siguientes dos condiciones: (1) es posible que este equipo o dispositivo no cause interferencia perjudicial y (2) este equipo o dispositivo debe aceptar cualquier interferencia, incluyendo la que pueda causar su operación no deseada.

EAC Mark of Conformity for Russia, Kazakhstan and Belarus



FCC Radiation Exposure Statement

This equipment complies with FCC radiation exposure limits set forth for an uncontrolled environment. This equipment should be installed and operated with minimum distance 32 cm between the radiator and your body.

This device and its antennas(s) must not be co-located or operating in conjunction with any other antenna or transmitter except in accordance with FCC multi-transmitter product procedures.

Industry Canada Statement

CAN ICES-3 (B)/NMB-3 (B)

Under the Industry Canada Statement: This device complies with Industry Canada license-exempt RSS standard(s). Operation is subject to the following two conditions: (1) This device may not cause interference, and (2) this device must accept any interference, including interference that may cause undesired operation of the device.

For product available in the USA/Canada market, only channel 1-11 can be operated. Selection of other channels is not possible.

The device could automatically discontinue transmission in case of absence of information to transmit, or operational failure. Note that this is not intended to prohibit transmission of control or signaling information or the use of repetitive codes where required by the technology.

Industry Canada Radiation Exposure Statement

This equipment complies with IC radiation exposure limits set forth for an uncontrolled environment. This equipment should be installed and operated with minimum distance 32 cm between the radiator & your body.

This device and its antennas(s) must not be co-located or operating in conjunction with any other antenna or transmitter except in accordance with IC multi-transmitter product procedures.

Restrictions in the 5 GHz Band

The device for the band 5150-5250 MHz is only for indoor usage to reduce potential for harmful interference to co-channel mobile satellite systems.

This device has been designed to operate with an antenna having a maximum gain of 1.72 dBi and 2.52 dBi at 2.4 GHz and 5 GHz respectively. Antenna having a higher gain is strictly prohibited per regulations of Industry Canada. The required antenna impedance is 50 ohms.

The maximum antenna gain (Please see the table below) permitted (for devices in the bands 5250-5350 MHz and 5470-5725 MHz) to comply with the EIRP limit and because high power radars are allocated as primary users (meaning they have priority) in 5250-5350 MHz and 5650-5850 MHz, these radars could cause interference and/or damage to license exempt LAN devices.

No.	Antenna Type	For 2.4 GHz Gain (dBi)	For 5 GHz Gain (dBi)	Antenna Connector
1	Dipole	N/A	1.98	N/A
2	Dipole	N/A	1.14	N/A
3	Dipole	N/A	2.37	N/A
4	Dipole	1.3	2.51	N/A
5	Dipole	1.71	2.19	N/A
6	Dipole	1.72	2.52	N/A

Dynamic Frequency Selection (DFS) for devices operating in the bands 5250-5350 MHz, 5470-5600 MHz and 5650-5725 MHz.

Additional requirements for the band 5600-5650 MHz

Until further notice, devices subject to this Section shall not be capable of transmitting in the band 5600-5650 MHz, so that Environment Canada weather radars operating in this band are protected.

Avis d'Industrie Canada

CAN ICES-3 (B)/NMB-3 (B).

Le présent appareil est conforme aux CNR d'Industrie Canada applicables aux appareils radio exempts de licence. L'exploitation est autorisée seulement aux conditions suivantes : (1) l'appareil ne doit pas produire de brouillage, et (2) il doit accepter tout brouillage radioélectrique reçu, même si ce brouillage est susceptible de compromettre le fonctionnement du dispositif.

Pour les produits disponibles sur le marché aux États-Unis et au Canada, seuls les canaux de 1 à 11 peuvent être utilisés. La sélection d'autres canaux n'est pas possible.

Le dispositif peut automatiquement cesser d'émettre en cas d'absence d'informations à transmettre, ou à cause d'une défaillance technique. Notez que l'objet n'est pas d'interdire la transmission des informations de contrôle ou de signalisation ou l'utilisation de codes répétitifs lorsque requis par la technologie.

Avis d'Industrie Canada concernant l'exposition aux radiofréquences

Ce matériel est conforme aux limites établies par IC en matière d'exposition aux radiofréquences dans un environnement non contrôlé. Ce matériel doit être installé et utilisé à une distance d'au moins 32 cm entre l'antenne et le corps de l'utilisateur.

Cet appareil et son (ses) antenne (s) ne doivent pas être situés à proximité ou fonctionner en association avec une autre antenne ou un autre émetteur autre qu'en respectant les procédures d'Industrie Canada relatives au fonctionnement des dispositifs multi-émetteurs.

Restrictions dans la bande 5 GHz

L'appareil pour la bande de 5150 à 5250 MHz est conçu pour usage à l'intérieur seulement afin de réduire le potentiel d'interférences pour les systèmes mobiles par satellite qui utilisent le même canal.

Cet appareil a été conçu pour fonctionner avec une antenne ayant un gain maximum de 1,72 dBi et 2,52 dBi sur les bandes 2.4Ghz et 5 Ghz respectivement. L'utilisation d'antenne ayant un gain supérieur est strictement interdit par le règlement d'Industrie Canada. L'impédance d'antenne requise est 50 ohms.

Le gain maximum autorisé (voir le tableau ci-dessous pour les appareils dans les bandes 5250-5350 Mhz et 5470-5725 Mhz) pour être conforme avec la limite de PIRE et parce que les radars de haute puissance sont les utilisateurs primaires (c.à.d qu'ils sont prioritaires) dans les bandes 5250-5350 Mhz et 5650-5850 Mhz, ces radars peuvent causer des interférences et endommager les appareils réseaux RL n'ayant pas obtenu de licence.

N°	Type d'antenne	Gain en 2.4 GHz (dBi)	Gain en 5 GHz (dBi)	Connecteur d'antenne
1	Dipôle	S.o.	1,98	S.o.
2	Dipôle	S.o.	1,14	S.o.
3	Dipôle	S.o.	2,37	S.o.
4	Dipôle	1,3	2,51	S.o.
5	Dipôle	1,71	2,19	S.o.
6	Dipôle	1,72	2,52	S.o.

Sélection dynamique de fréquences (DFS) pour les dispositifs fonctionnant dans les bandes 5250-5350 MHz, 5470-5600 MHz et 5650-5725 MHz.

Prescriptions supplémentaires pour la bande 5600-5650 MHz

Jusqu'à nouvel ordre, les appareils faisant l'objet de la présente section ne doivent pas transmettre dans la bande 5600-5650 MHz, afin que les radars météorologiques d'Environnement Canada fonctionnant dans cette bande soient protégés.

Wireless Disclaimer

The maximum performance for wireless is derived from IEEE Standard 802.11 specifications. Actual performance can vary, including lower wireless network capacity, data throughput rate, range and coverage. Performance depends on many factors, conditions and variables, including distance from the access point, volume of network traffic, building materials and construction, operating system used, mix of wireless products used, interference and other adverse conditions.

Avis de non-responsabilité concernant les appareils sans fil

Les performances maximales pour les réseaux sans fil sont tirées des spécifications de la norme IEEE 802.11. Les performances réelles peuvent varier, notamment en fonction de la capacité du réseau sans fil, du débit de la transmission de données, de la portée et de la couverture. Les performances dépendent de facteurs, conditions et variables multiples, en particulier de la distance par rapport au point d'accès, du volume du trafic réseau, des matériaux utilisés dans le bâtiment et du type de construction, du système d'exploitation et de la combinaison de produits sans fil utilisés, des interférences et de toute autre condition défavorable.

Safety Notices

English



WARNING: Do not use this product near water, for example, in a wet basement or near a swimming pool.



WARNING: Avoid using this product during an electrical storm. There may be a remote risk of electric shock from lightning.



WARNING: This product may contain chemicals, known to the State of California to cause cancer, and birth defects or other reproductive harm. Wash hands after handling.



WARNING: The power adaptor is the equipment's disconnection device. The power outlet must be located nearby the equipment and its access must be easy.

[Arabic] العربية

تحذير: لا تستخدم هذا المنتج بالقرب من الماء، على سبيل المثال، في طابق سفلي رطب أو بالقرب من حمام سباحة.



تحذير: تجنب استخدام المنتج أثناء العاصفة الرعدية. قد يكون هناك خطر بعيد للتعرض لصدمة كهربائية بسبب البرق.



تحذير: مهايئ الطاقة هو أداة الفصل في هذا الجهاز. يجب وضع الجهاز بالقرب من منفذ الطاقة بحيث يسهل الوصول إليه.



Български [Bulgarian]



ПРЕДУПРЕЖДЕНИЕ: Не използвайте устройството в близост до вода, напр. във влажно мазе или до плувен басейн.



ПРЕДУПРЕЖДЕНИЕ: Избягвайте да използвате това устройство по време на буря. Възможно е да съществува несъществен риск от електрически удар от светкавица.



ПРЕДУПРЕЖДЕНИЕ: Изключването на оборудването се извършва чрез захранващия адаптер. Електрическият контакт трябва да бъде разположен в близост до оборудването леснодостъпен.

Hrvatski [Croatian]



UPOZORENJE: Ne koristite proizvod u blizini vode, primjerice u mokrom podrumu ili blizu bazena.



UPOZORENJE: Izbjegavajte koristiti proizvod tijekom grmljavinskog vremena. Postoji rizik od strujnog udara zbog grmljavine.



UPOZORENJE: Prilagodnik za napajanje je uređaj za isključivanje opreme. Strujna utičnica mora biti smještena blizu opreme i mora biti lako dostupna.

Česky [Czech]



UPOZORNĚNÍ: Nepoužívejte tento produkt v blízkosti vody, například ve vlhkých sklepních podlažích nebo v blízkosti bazénů.



UPOZORNĚNÍ: Nepoužívejte produkt při bouřkách. Existuje malé riziko úrazu elektrickým proudem, který může způsobit blesk.



UPOZORNĚNÍ: Napájecí adaptér je vypínacím zařízením produktu. Elektrická zásuvka se musí nacházet v blízkosti zařízení a musí být snadno dostupná.

Dansk [Danish]



ADVARSEL: Brug ikke dette produkt i nærheden af vand, f.eks. i en våd kælder eller i nærheden af en swimmingpool.



ADVARSEL: Undlad at bruge produktet i tordenvejr. Der kan være en lille risiko for elektrisk stød som følge af lynnedslag.



ADVARSEL: Strømforsyningen er udstyrets afkoblingsenhed. Strømuttaget skal placeres tæt ved udstyret og være let tilgængelig.

Deutsch [German]



WARNUNG: Verwenden Sie dieses Gerät nicht in der Nähe von Wasser, wie z. B. in einem feuchten Keller oder in der Nähe eines Schwimmbeckens.



WARNUNG: Vermeiden Sie die Verwendung dieses Produkts während eines Gewitters. Es besteht eine geringe Gefahr eines Stromschlags durch Blitzschlag.



WARNUNG: Die Verbindung des Geräts kann über das Netzteil getrennt werden. Die Steckdose muss sich in der Nähe des Geräts befinden und leicht zugänglich sein.

Ελληνική [Greek]



ΠΡΟΕΙΔΟΠΟΙΗΣΗ: Μην χρησιμοποιείτε αυτό το προϊόν κοντά σε νερό, π.χ. σε υπόγειο με υγρασία ή κοντά σε πισίνα.



ΠΡΟΕΙΔΟΠΟΙΗΣΗ: Αποφύγετε τη χρήση του προϊόντος κατά τη διάρκεια ηλεκτρικής καταιγίδας. Υπάρχει μικρός κίνδυνος ηλεκτροπληξίας λόγω κεραυνού.



ΠΡΟΕΙΔΟΠΟΙΗΣΗ: Το τροφοδοτικό είναι η διάταξη αποσύνδεσης της συσκευής. Η πρίζα ρεύματος θα πρέπει να βρίσκεται κοντά στον εξοπλισμό και θα πρέπει να υπάρχει εύκολη πρόσβαση σε αυτήν.

Español [Spanish]



ADVERTENCIA: No use este producto cerca del agua, por ejemplo en un sótano húmedo o cerca de una piscina.



ADVERTENCIA: Evite usar este producto durante una tormenta eléctrica. Puede existir el riesgo remoto de que se produzca una descarga eléctrica producida por un rayo.



ADVERTENCIA: El adaptador de alimentación es el dispositivo de desconexión del equipo. La base de toma de corriente debe estar cerca del equipo y ser fácilmente accesible.

Suomi [Finnish]



VAROITUS: Älä käytä tuotetta veden lähellä, esimerkiksi kosteassa kellarissa tai uima-altaan läheisyydessä.



VAROITUS: Vältä tuotteen käyttämistä ukkosmyrskyn aikana. Salama saattaa aiheuttaa sähköiskun.



VAROITUS: Verkkolaite on tämän laitteen virrankatkaisulaite. Pistorasian on oltava lähellä laitetta ja helposti käytettävissä.

Français [French]



AVERTISSEMENT : N'utilisez pas ce produit à proximité d'une source d'eau, sur un sol humide ou près d'une piscine, par exemple.



AVERTISSEMENT : Evitez d'utiliser ce produit pendant un orage. La foudre pourrait provoquer un choc électrique.



AVERTISSEMENT : L'adaptateur de courant secteur est le dispositif de sectionnement de l'équipement. La prise de courant secteur doit être située à proximité de l'équipement et facile d'accès.

Magyar [Hungarian]



FIGYELMEZTETÉS: Ne használja a terméket víz közelében, például nedves pincében vagy úszómedence mellett.



FIGYELMEZTETÉS: Kerülje az eszköz használatát elektromos vihar esetén. A villámlás áramütést okozhat.



FIGYELMEZTETÉS: A hálózati adapter a berendezés lekapcsoló eszköze. A tápfeszültség-aljzatnak a berendezés közelében és könnyen elérhető helyen kell lennie.

Italiano [Italian]



AVVERTENZA: Non utilizzare il prodotto in prossimità d'acqua, ad esempio in un seminterrato umido o nei pressi di una piscina.



AVVERTENZA: Non usare il prodotto durante un temporale. Potrebbe esserci un rischio remoto di scosse elettriche causate dai fulmini.



AVVERTENZA: L'adattatore di corrente è il dispositivo di spegnimento dell'apparecchiatura. La presa di corrente deve trovarsi vicino all'apparecchiatura, in un punto di facile accesso.

Nederlands [Dutch]



WAARSCHUWING: Gebruik dit product niet in de buurt van water, bijvoorbeeld in een vochtige kelder of bij een zwembad.



WAARSCHUWING: Gebruik het product bij voorkeur niet als het onweert. Er is mogelijk een zeer klein risico op een elektrische schok als gevolg van blikseminslag.



WAARSCHUWING: Via de voedingsadapter kan de verbinding van het apparaat verbroken worden. Het stopcontact moet zich in de buurt van het apparaat bevinden en makkelijk toegankelijk zijn.

Norsk [Norwegian]



ADVARSEL: Ikke bruk dette produktet i nærheten av vann, for eksempel i en våt kjeller eller nær et svømmebasseng.



ADVARSEL: Unngå å bruke dette produktet under tordenvær. Lynnedslag kan innebære en risiko for elektrisk støt.



ADVARSEL: Strømadapteren er utstyrets frakoblingsmetode. Strømuttaket må være plassert i nærheten av utstyret og tilgangen til dette må være enkel.

Polski [Polish]



UWAGA: Nie używać tego produktu w pobliżu wody, np. w wilgotnej piwnicy lub niedaleko basenu.



UWAGA: Nie korzystać z tego produktu podczas burzy. Istnieje pewne niewielkie ryzyko porażenia prądem w wyniku wyładowania elektrycznego.



UWAGA: Elementem odłączającym tego urządzenia jest zasilacz. Gniazdo zasilania musi znajdować się w pobliżu urządzenia i być łatwo dostępne.

Português [Portuguese]



AVISO: Não utilize este produto próximo de água, por exemplo, numa cave húmida ou perto de uma piscina.



AVISO: Evite utilizar este produto durante uma trovoadas. Existe a possibilidade, embora remota, de apanhar um choque elétrico provocado por trovoadas.



AVISO: O transformador é o aparelho de desligar do equipamento. A tomada de corrente elétrica tem de ficar junto ao equipamento e ser de fácil acesso.

Română [Romanian]



AVERTISMENT: Nu utilizați acest produs în apropierea apei, de exemplu într-un subsol umez sau lângă o piscină.



AVERTISMENT: Evitați utilizarea acestui produs în timpul unei furtuni cu descărcări electrice. Poate exista un pericol minor de electrocutare cauzată de fulgere.



AVERTISMENT: Adaptorul de putere este dispozitivul pentru deconectare al echipamentului. Priza trebuie să fie aproape de echipament iar accesul la aceasta trebuie să fie facil.

Русский [Russian]



ПРЕДУПРЕЖДЕНИЕ: Запрещается использовать продукт в непосредственной близости от воды, например, во влажном подвале или рядом с плавательным бассейном.



ПРЕДУПРЕЖДЕНИЕ: Не рекомендуется использовать продукт во время грозы. Возможен риск электрического удара от грозы.



ПРЕДУПРЕЖДЕНИЕ: Электро адаптер предназначен для отключения устройства. Розетка должна находиться рядом с устройством и доступ к розетке должен быть свободным.

Srpski [Serbian]



UPOZORENJE: Nemojte da koristite ovaj proizvod u blizini vode, na primer, u vlažnom podrumu ili u blizini bazena.



UPOZORENJE: Izbegavajte upotrebu ovog proizvoda tokom grmljavine. Postoji mali rizik od električnog udara groma.



UPOZORENJE: Strujni adapter je uređaj za prekidanje dovoda struje do opreme. Strujna utičnica mora da se nalazi u blizini opreme i pristup njoj mora biti jednostavan.

Slovenčina [Slovak]



UPOZORNENIE: Nepoužívajte toto zariadenie v blízkosti vody, napr. vo vlhkom suteréne alebo v blízkosti bazéna.



UPOZORNENIE: Nepoužívajte toto zariadenie počas búrky. Hrozí určité riziko úrazu elektrickým prúdom zapríčinené bleskom.



UPOZORNENIE: Napájací adaptér sa používa aj na vypnutie zariadenia. Elektrická zásuvka sa musí nachádzať v blízkosti zariadenia a musí byť dobre prístupná.

Slovenščina [Slovenian]



OPOZORILO: Izdelka ne uporabljajte blizu vode, na primer v vlažni kleti ali blizu bazena.



OPOZORILO: Izogibajte se uporabi izdelka med nevihtami. Obstaja lahko majhno tveganje električnega udara zaradi strele.



OPOZORILO: Električni polnilnik je odklopna naprava opreme. Električna vtičnica mora biti blizu opreme in enostavno dostopna.

Svenska [Swedish]



VARNING! Använd inte produkten i närheten av vatten, t.ex. i en fuktig källare eller nära en simbassäng.



VARNING! Undvik att använda produkten under åskväder. Det finns en liten risk för elstötar vid blixtnedslag.



VARNING! Strömadaptorn är strömbrytare för utrustningen. Eluttaget måste finnas i närheten av utrustningen och vara lätt att komma åt.

Türkçe [Turkish]



UYARI: Bu ürünü, nemli bodrum veya yüzme havuzu kenarı gibi su yakını yerlerde kullanmayın.



UYARI: Gök gürültülü ve sağanak yağışlı havalarda bu ürünü kullanmaktan kaçının. Uzak bir olasılık olsa da yıldırım nedeniyle elektrik çarpabilir.



UYARI: Güç Adaptörü, cihazın bağlantısını kesmek için kullanılır. Elektrik prizi, cihazın yakınında, kolay erişilebilir bir konumda olmalıdır.

Declaration of Conformity with Regard to EU Directive 1999/5/EC (R&TTE Directive)

Compliance Information for Linksys consumer products (2,4 and 5 GHz) Relevant to the European Union and Other Countries Following the EU Directive 1999/5/EC (R&TTE Directive)

Български [Bulgarian]	Това оборудване отговаря на съществените изисквания и приложими клаузи на Директива 1999/5/EC.
Česky [Czech]:	Toto zařízení je v souladu se základními požadavky a ostatními odpovídajícími ustanoveními Směrnice 1999/5/EC.
Dansk [Danish]:	Dette udstyr er i overensstemmelse med de væsentlige krav og andre relevante bestemmelser i Direktiv 1999/5/EF.
Deutsch [German]:	Dieses Gerät entspricht den grundlegenden Anforderungen und den weiteren entsprechenden Vorgaben der Richtlinie 1999/5/EU.
Eesti [Estonian]:	See seade vastab direktiivi 1999/5/EÜ olulistele nõuetele ja teistele asjakohastele sätetele.
English:	This equipment is in compliance with the essential requirements and other relevant provisions of Directive 1999/5/EC.
Español [Spanish]:	Este equipo cumple con los requisitos esenciales así como con otras disposiciones de la Directiva 1999/5/CE.
Ελληνική [Greek]:	Αυτός ο εξοπλισμός είναι σε συμμόρφωση με τις ουσιαστικές απαιτήσεις και άλλες σχετικές διατάξεις της Οδηγίας 1999/5/EC.
Français [French]:	Cet appareil est conforme aux exigences essentielles et aux autres dispositions pertinentes de la Directive 1999/5/EC.
Íslenska [Icelandic]:	Þetta tæki er samkvæmt grunnkröfum og öðrum viðeigandi ákvæðum Tilskipunar 1999/5/EC.
Italiano [Italian]:	Questo apparato è conforme ai requisiti essenziali e agli altri principi sanciti dalla Direttiva 1999/5/CE.
Latviski [Latvian]:	Šī iekārta atbilst Direktīvas 1999/5/EK būtiskajām prasībām un citiem ar to saistītajiem noteikumiem.

Lietuvių [Lithuanian]:	Šis įrenginys tenkina 1999/5/EB Direktyvos esminius reikalavimus ir kitas šios direktyvos nuostatas.
Nederlands [Dutch]:	Dit apparaat voldoet aan de essentiële eisen en andere van toepassing zijnde bepalingen van de Richtlijn 1999/5/EC.
Malti [Maltese]:	Dan l-apparat huwa konformi mal-ħtiġiet essenżjali u l-provedimenti l-oħra rilevanti tad-Direttiva 1999/5/EC.
Magyar [Hungarian]:	Ez a készülék teljesíti az alapvető követelményeket és más 1999/5/EK irányelvben meghatározott vonatkozó rendelkezéseket.
Norsk [Norwegian]:	Denne utstyret er i samsvar med de grunnleggende krav og andre relevante bestemmelser i EU-direktiv 1999/5/EF.
Polski [Polish]:	Urządzenie jest zgodne z ogólnymi wymaganiami oraz szczególnymi warunkami określonymi Dyrektywą UE: 1999/5/EC.
Português [Portuguese]:	Este equipamento está em conformidade com os requisitos essenciais e outras provisões relevantes da Directiva 1999/5/EC.
Română [Romanian]:	Acest echipament este în conformitate cu cerințele esențiale și cu alte prevederi relevante ale Directivei 1999/5/EC.
Slovensko [Slovenian]:	Ta naprava je skladna z bistvenimi zahtevami in ostalimi relevantnimi pogoji Direktive 1999/5/EC.
Slovensky [Slovak]:	Toto zariadenie je v zhode so základnými požiadavkami a inými príslušnými nariadeniami direktív: 1999/5/EC.
Suomi [Finnish]:	Tämä laite täyttää direktiivin 1999/5/EY olennaiset vaatimukset ja on siinä asetettujen muiden laitetta koskevien määräysten mukainen.
Svenska [Swedish]:	Denna utrustning är i överensstämmelse med de väsentliga kraven och andra relevanta bestämmelser i Direktiv 1999/5/EC.

For all products, the Declaration of Conformity (DofC) is available through one or more of these options:

- A pdf file is included on the product's CD.
- A print copy is included with the product.
- A pdf file is available on the Linksys web site. Visit <http://support.linksys.com/eudoc> and select your product.

If you need any other technical documentation, see the "Technical Documents on <http://support.linksys.com>" section, as shown later in this document.

Wireless Equipment (Wireless-AC/N/G/A/B Products)

The following standards were applied during the assessment of the product against the requirements of the Directive 1999/5/EC:

- Radio: EN 300 328 and/or EN 301 893 as applicable
- EMC: EN 301 489-1, EN 301 489-17
- Safety: EN 60950-1 and either EN 50385 or EN 50371

For the Linksys Wireless-AC, -N, -G, -B, and/or -A products, the following CE mark is added to the equipment.



National Restrictions

This product may be used in all EU countries (and other countries following the EU directive 1999/5/EC) without any limitation except for the countries mentioned below:

Ce produit peut être utilisé dans tous les pays de l'UE (et dans tous les pays ayant transposés la directive 1999/5/CE) sans aucune limitation, excepté pour les pays mentionnés ci-dessous:

Questo prodotto è utilizzabile in tutti i paesi EU (e in tutti gli altri paesi che seguono le direttive EU 1999/5/EC) senza nessuna limitazione, eccetto per i paesi menzionati di seguito:

Das Produkt kann in allen EU Staaten ohne Einschränkungen eingesetzt werden (sowie in anderen Staaten die der EU Direktive 1999/5/CE folgen) mit Ausnahme der folgenden aufgeführten Staaten:

In the EU and other European countries, the 2,4- and 5-GHz bands have been made available for the use of wireless local area networks (LANs). The **Overview of Regulatory Requirements for Wireless LANs** table provides an overview of the regulatory requirements applicable for the 2,4- and 5-GHz bands.

Later in this document you will find an overview of countries in which additional restrictions or requirements or both are applicable.

The requirements for any country may evolve. Linksys recommends that you check with the local authorities for the latest status of their national regulations for both the 2,4- and 5-GHz wireless LANs.

Overview of Regulatory Requirements for Wireless LANs

Frequency Band (MHz)*	Max Power Level (EIRP) (mW)	Indoor ONLY	Indoor & Outdoor
2400-2483,5	100		X
5150-5250*	200	X	
5470-5725	1000		X

*Dual band versions which can also operate in the 5 GHz band are limited to only operate within the band 5150-5250 MHz and as such are restricted to indoor use only (except Denmark).

The following countries have restrictions and/or requirements in addition to those given in the **Overview of Regulatory Requirements for Wireless LANs** table:

Denmark

In Denmark, the band 5150 - 5350 MHz is also allowed for outdoor usage.

I Danmark må frekvensbåndet 5150 - 5350 også anvendes udendørs.

France

For 2,4 GHz, the product should not be used outdoors in the band 2454 - 2483,5 MHz. There are no restrictions when used in other parts of the 2,4 GHz band OR when used indoors. Check <http://www.arcep.fr/> for more details.

Pour la bande 2,4 GHz, l'équipement ne doit pas être utilisé en extérieur dans la bande 2454 - 2483,5 MHz. Il n'y a aucune restriction pour son utilisation dans d'autres parties de la bande des 2,4 GHz ainsi que pour une utilisation en intérieur. Consultez <http://www.arcep.fr/> pour de plus amples détails.

Italy

This product meets the National Radio Interface and the requirements specified in the National Frequency Allocation Table for Italy. Unless this 2,4-GHz wireless LAN product is operating within the boundaries of the owner's property, its use requires a "general authorization". Please check <http://www.comunicazioni.it/> for more details.

Questo prodotto è conforme alle specifiche di Interfaccia Radio Nazionali e rispetta il Piano Nazionale di ripartizione delle frequenze in Italia. Se non viene installato all'interno del proprio fondo, l'utilizzo di prodotti Wireless LAN a 2,4 GHz richiede una "Autorizzazione Generale". Consultare <http://www.comunicazioni.it/> per maggiori dettagli.

Latvia

The outdoor usage of the 2,4 GHz band requires an authorization from the Electronic Communications Office. Please check <http://www.esd.lv> for more details.

2,4 GHz frekveču joslas izmantošanai ārpus telpām nepieciešama atļauja no Elektronisko sakaru direkcijas. Vairāk informācijas: <http://www.esd.lv>.

Notes:

1. Although Norway, Switzerland and Liechtenstein are not EU member states, the EU Directive 1999/5/EC has also been implemented in those countries.
2. The regulatory limits for maximum output power are specified in EIRP. The EIRP level of a device can be calculated by adding the gain of the antenna used (specified in dBi) to the output power available at the connector (specified in dBm).

Product Usage Restrictions

This product is designed for indoor usage only. Outdoor usage is not recommended, unless otherwise noted.

2,4 GHz Restrictions

This product is designed for use with the standard, integral or dedicated (external) antenna(s) that is/are shipped together with the equipment.

Third-Party Software or Firmware

The use of software or firmware not supported/provided by Linksys products may result that the equipment is no longer compliant with the regulatory requirements.

Technical Documents on www.linksys.com

Follow these steps to access technical documents:

1. Enter www.linksys.com in your web browser.
2. Select the country or region in which you live.
3. Click the **Support** tab.
4. Type the model number or keyword.
5. Select **Downloads** from the list of tabs.
6. Select the version of product.
7. Click on the document you want and it will open in PDF format if you have Adobe Reader installed on your computer.


WEEE Information

User Information for Consumer Products Covered by EU Directive 2002/96/EC on Waste Electric and Electronic Equipment (WEEE)


This document contains important information for users with regards to the proper disposal and recycling of Linksys home networking products. Consumers are required to comply with this notice for all electronic products bearing the following symbol:




English - Environmental Information for Customers in the European Union

European Directive 2002/96/EC requires that the equipment bearing this symbol  on the product and/or its packaging must not be disposed of with unsorted municipal waste. The symbol indicates that this product should be disposed of separately from regular household waste streams. It is your responsibility to dispose of this and other electric and electronic equipment via designated collection facilities appointed by the government or local authorities. Correct disposal and recycling will help prevent potential negative consequences to the environment and human health. For more detailed information about the disposal of your old equipment, please contact your local authorities, waste disposal service, or the shop where you purchased the product.


Български (Bulgarian) - Информация относно опазването на околната среда за потребители в Европейския съюз

Европейска директива 2002/96/ЕС изисква уредите, носещи този символ  върху изделието и/или опаковката му, да не се изхвърлят с несортирани битови отпадъци. Символът обозначава, че изделието трябва да се изхвърля отделно от сметосъбирането на обикновените битови отпадъци. Ваша е отговорността този и другите електрически и електронни уреди да се изхвърлят в предварително определени от държавните или общински органи специализирани пунктове за събиране. Правилното изхвърляне и рециклиране ще спомогнат да се предотвратят евентуални вредни за околната среда и здравето на населението последствия. За по-подробна информация относно изхвърлянето на вашите стари уреди се обърнете към местните власти, службите за сметосъбиране или магазина, от който сте закупили уреда.


Čeština (Czech) - Informace o ochraně životního prostředí pro zákazníky v zemích Evropské unie

Evropská směrnice 2002/96/ES zakazuje, aby zařízení označené tímto symbolem  na produktu anebo na obalu bylo likvidováno s netříděným komunálním odpadem. Tento symbol udává, že daný produkt musí být likvidován odděleně od běžného komunálního odpadu. Odpovídáte za likvidaci tohoto produktu a dalších elektrických a elektronických zařízení prostřednictvím určených sběrných míst stanovených vládou nebo místními úřady. Správná likvidace a recyklace pomáhá předcházet potenciálním negativním dopadům na životní prostředí a lidské zdraví. Podrobnější informace o likvidaci starého vybavení si laskavě vyžádejte od místních úřadů, podniku zabývajícího se likvidací komunálních odpadů nebo obchodu, kde jste produkt zakoupili.


Dansk (Danish) - Miljøinformation for kunder i EU

EU-direktiv 2002/96/EF kræver, at udstyr der bærer dette symbol  på produktet og/eller emballagen ikke må bortskaffes som usorteret kommunalt affald. Symbolet betyder, at dette produkt skal bortskaffes adskilt fra det almindelige husholdningsaffald. Det er dit ansvar at bortskaffe dette og andet elektrisk og elektronisk udstyr via bestemte indsamlingssteder udpeget af staten eller de lokale myndigheder. Korrekt bortskaffelse og genvinding vil hjælpe med til at undgå mulige skader for miljøet og menneskers sundhed. Kontakt venligst de lokale myndigheder, renovationstjenesten eller den butik, hvor du har købt produktet, angående mere detaljeret information om bortskaffelse af dit gamle udstyr.


Deutsch (German) - Umweltinformation für Kunden innerhalb der Europäischen Union

Die Europäische Richtlinie 2002/96/EC verlangt, dass technische Ausrüstung, die direkt am Gerät und/oder an der Verpackung mit diesem Symbol versehen ist , nicht zusammen mit unsortiertem Gemeindeabfall entsorgt werden darf. Das Symbol weist darauf hin, dass das Produkt von regulärem Haushaltsmüll getrennt entsorgt werden sollte. Es liegt in Ihrer Verantwortung, dieses Gerät und andere elektrische und elektronische Geräte über die dafür zuständigen und von der Regierung oder örtlichen Behörden dazu bestimmten Sammelstellen zu entsorgen. Ordnungsgemäßes Entsorgen und Recyceln trägt dazu bei, potentielle negative Folgen für Umwelt und die menschliche Gesundheit zu vermeiden. Wenn Sie weitere Informationen zur Entsorgung Ihrer Altgeräte benötigen, wenden Sie sich bitte an die örtlichen Behörden oder städtischen Entsorgungsdienste oder an den Händler, bei dem Sie das Produkt erworben haben.


Eesti (Estonian) - Keskkonnaalane informatsioon Euroopa Liidus asuvatele klientidele

Euroopa Liidu direktiivi 2002/96/EÜ nõuete kohaselt on seadmeid, millel on tootel või pakendil käesolev sümbol , keelatud kõrvaldada koos sorteerimata olmejäätmetega. See sümbol näitab, et toode tuleks kõrvaldada eraldi tavalistest olmejäätmevoogudest. Olete kohustatud kõrvaldama käesoleva ja ka muud elektri- ja elektroonikaseadmed riigi või kohalike ametiasutuste poolt ette nähtud kogumispunktide kaudu. Seadmete korrektne kõrvaldamine ja ringlussevõtt aitab vältida võimalikke negatiivseid tagajärgi keskkonnale ning inimeste tervisele. Vanade seadmete kõrvaldamise kohta täpsema informatsiooni saamiseks võtke palun ühendust kohalike ametiasutustega, jäätmekäitlusfirmaga või kauplusega, kust te toote ostsite.


Español (Spanish) - Información medioambiental para clientes de la Unión Europea

La Directiva 2002/96/CE de la UE exige que los equipos que lleven este símbolo  en el propio aparato y/o en su embalaje no deben eliminarse junto con otros residuos urbanos no seleccionados. El símbolo indica que el producto en cuestión debe separarse de los residuos domésticos convencionales con vistas a su eliminación. Es responsabilidad suya desechar este y cualesquiera otros aparatos eléctricos y electrónicos a través de los puntos de recogida que ponen a su disposición el gobierno y las autoridades locales. Al desechar y reciclar correctamente estos aparatos estará contribuyendo a evitar posibles consecuencias negativas para el medio ambiente y la salud de las personas. Si desea obtener información más detallada sobre la eliminación segura de su aparato usado, consulte a las autoridades locales, al servicio de recogida y eliminación de residuos de su zona o pregunte en la tienda donde adquirió el producto.


Ελληνικά (Greek) - Στοιχεία περιβαλλοντικής προστασίας για πελάτες εντός της Ευρωπαϊκής Ένωσης

Σύμφωνα με την Κοινοτική Οδηγία 2002/96/EC, ο εξοπλισμός που φέρει αυτό το σύμβολο  στο προϊόν ή/και τη συσκευασία του δεν πρέπει να απορρίπτεται μαζί με τα μη διαχωρισμένα αστικά απορρίμματα. Το σύμβολο υποδεικνύει ότι αυτό το προϊόν θα πρέπει να απορρίπτεται ξεχωριστά από τα συνήθη οικιακά απορρίμματα. Είστε υπεύθυνος για την απόρριψη του παρόντος και άλλου ηλεκτρικού και ηλεκτρονικού εξοπλισμού μέσω των καθορισμένων εγκαταστάσεων συγκέντρωσης απορριμμάτων, οι οποίες ορίζονται από το κράτος ή τις αρμόδιες τοπικές αρχές. Η σωστή απόρριψη και ανακύκλωση συμβάλλει στην πρόληψη ενδεχόμενων αρνητικών επιπτώσεων στο περιβάλλον και την υγεία. Για περισσότερες πληροφορίες σχετικά με την απόρριψη του παλαιού σας εξοπλισμού, επικοινωνήστε με τις τοπικές αρχές, τις υπηρεσίες αποκομιδής απορριμμάτων ή το κατάστημα από το οποίο αγοράσατε το προϊόν.


Français (French) - Informations environnementales pour les clients de l'Union européenne

La directive européenne 2002/96/CE exige que l'équipement sur lequel est apposé ce symbole  sur le produit et/ou son emballage ne soit pas jeté avec les autres ordures ménagères. Ce symbole indique que le produit doit être éliminé dans un circuit distinct de celui pour les déchets des ménages. Il est de votre responsabilité de jeter ce matériel ainsi que tout autre matériel électrique ou électronique par les moyens de collecte indiqués par le gouvernement et les pouvoirs publics des collectivités territoriales. L'élimination et le recyclage en bonne et due forme ont pour but de lutter contre l'impact néfaste potentiel de ce type de produits sur l'environnement et la santé publique. Pour plus d'informations sur le mode d'élimination de votre ancien équipement, veuillez prendre contact avec les pouvoirs publics locaux, le service de traitement des déchets, ou l'endroit où vous avez acheté le produit.


Italiano (Italian) - Informazioni relative all'ambiente per i clienti residenti nell'Unione Europea

La direttiva europea 2002/96/EC richiede che le apparecchiature contrassegnate con questo simbolo  sul prodotto e/o sull'imballaggio non siano smaltite insieme ai rifiuti urbani non differenziati. Il simbolo indica che questo prodotto non deve essere smaltito insieme ai normali rifiuti domestici. È responsabilità del proprietario smaltire sia questi prodotti sia le altre apparecchiature elettriche ed elettroniche mediante le specifiche strutture di raccolta indicate dal governo o dagli enti pubblici locali. Il corretto smaltimento ed il riciclaggio aiuteranno a prevenire conseguenze potenzialmente negative per l'ambiente e per la salute dell'essere umano. Per ricevere informazioni più dettagliate circa lo smaltimento delle vecchie apparecchiature in Vostro possesso, Vi invitiamo a contattare gli enti pubblici di competenza, il servizio di smaltimento rifiuti o il negozio nel quale avete acquistato il prodotto.


Latviešu valoda (Latvian) - Ekoloģiska informācija klientiem Eiropas Savienības jurisdikcijā

Direktīvā 2002/96/EK ir prasība, ka aprīkojumu, kam pievienota zīme  uz paša izstrādājuma vai uz tā iesaiņojuma, nedrīkst izmest nešķīrotā veidā kopā ar komunālajiem atkritumiem (tiem, ko rada vietēji iedzīvotāji un uzņēmumi). Šī zīme nozīmē to, ka šī ierīce ir jāizmet atkritumos tā, lai tā nenonāktu kopā ar parastiem mājsaimniecības atkritumiem. Jūsu pienākums ir šo un citas elektriskas un elektroniskas ierīces izmest atkritumos, izmantojot īpašus atkritumu savākšanas veidus un līdzekļus, ko nodrošina valsts un pašvaldību iestādes. Ja izmešana atkritumos un pārstrāde tiek veikta pareizi, tad mazinās iespējamais kaitējums dabai un cilvēku veselībai. Sīkākas ziņas par novecojuša aprīkojuma izmešanu atkritumos jūs varat saņemt vietējā pašvaldībā, atkritumu savākšanas dienestā, kā arī veikalā, kur iegādājāties šo izstrādājumu.


Lietuvškai (Lithuanian) - Aplinkosaugos informacija, skirta Europos Sąjungos vartotojams

Europos direktyva 2002/96/EC numato, kad įrangos, kuri ir  kurios pakuotė yra pažymėta šiuo simboliu (įveskite simbolį), negalima šalinti kartu su nerūšiuotomis komunalinėmis atliekomis. Šis simbolis rodo, kad gaminį reikia šalinti atskirai nuo bendro buitinių atliekų srauto. Jūs privalote užtikrinti, kad ši ir kita elektros ar elektroninė įranga būtų šalinama per tam tikras nacionalinės ar vietinės valdžios nustatytas atliekų rinkimo sistemas. Tinkamai šalinant ir perdurbant atliekas, bus išvengta galimos žalos aplinkai ir žmonių sveikatai. Daugiau informacijos apie jūsų senos įrangos šalinimą gali pateikti vietinės valdžios institucijos, atliekų šalinimo tarnybos arba parduotuvės, kuriose įsigijote tą gaminį.

Malti (Maltese) - Informazzjoni Ambjentali għal Kliġenti fl-Unjoni Ewropea

Id-Direttiva Ewropea 2002/96/KE titlob li t-tagħmir li jkun fih is-simbolu  fuq il-prodott u/jew fuq l-ippakkjar ma jistax jintrema ma' skart municipali li ma ġiex isseparat. Is-simbolu jindika li dan il-prodott għandu jintrema separatament minn ma' l-iskart domestiku regolari. Hija responsabbiltà tiegħek li tarmi dan it-tagħmir u kull tagħmir ieħor ta' l-eletriku u elettroniku permezz ta' faċilitajiet ta' ġbir appuntati apposta mill-gvern jew mill-awtoritajiet lokali. Ir-rimi b'mod korrett u r-riċiklaġġ jgħin jipprevjeni konsegwenzi negattivi potenzjali għall-ambjent u għas-saħħa tal-bniedem. Għal aktar informazzjoni dettaljata dwar ir-rimi tat-tagħmir antik tiegħek, jekk jogħġbok ikkuntattja lill-awtoritajiet lokali tiegħek, is-servizzi għar-rimi ta' l-iskart, jew il-ħanut minn fejn xtrajt il-prodott.


Magyar (Hungarian) - Környezetvédelmi információ az európai uniós vásárlók számára

A 2002/96/EC számú európai uniós irányelv megkívánja, hogy azokat a termékeket, amelyekben, és/vagy amelyek csomagolásán az alábbi címke  megjelenik, tilos a többi szelektálatlan lakossági hulladékkal együtt kidobni. A címke azt jelöli, hogy az adott termék kidobásakor a szokványos háztartási hulladékelszállítási rendszerektől elkülönített eljárást kell alkalmazni. Az Ön felelőssége, hogy ezt, és más elektromos és elektronikus berendezéseit a kormányzati vagy a helyi hatóságok által kijelölt gyűjtőrendszereken keresztül számolja fel. A megfelelő hulladékfeldolgozás segít a környezetre és az emberi egészségre potenciálisan ártalmas negatív hatások megelőzésében. Ha elavult berendezéseinek felszámolásához további részletes információra van szüksége, kérjük, lépjen kapcsolatba a helyi hatóságokkal, a hulladékfeldolgozási szolgálattal, vagy azzal üzlettel, ahol a terméket vásárolta.


Nederlands (Dutch) - Milieu-informatie voor klanten in de Europese Unie

De Europese Richtlijn 2002/96/EC schrijft voor dat apparatuur die is voorzien van dit symbool  op het product of de verpakking, niet mag worden ingezameld met niet-gescheiden huishoudelijk afval. Dit symbool geeft aan dat het product apart moet worden ingezameld. U bent zelf verantwoordelijk voor de vernietiging van deze en andere elektrische en elektronische apparatuur via de daarvoor door de landelijke of plaatselijke overheid aangewezen inzamelingskanalen. De juiste vernietiging en recycling van deze apparatuur voorkomt mogelijke negatieve gevolgen voor het milieu en de gezondheid. Voor meer informatie over het vernietigen van uw oude apparatuur neemt u contact op met de plaatselijke autoriteiten of afvalverwerkingsdienst, of met de winkel waar u het product hebt aangeschaft.


Norsk (Norwegian) - Miljøinformasjon for kunder i EU

EU-direktiv 2002/96/EF krever at utstyr med følgende symbol  avbildet på produktet og/eller pakningen, ikke må kastes sammen med usortert avfall. Symbolet indikerer at dette produktet skal håndteres atskilt fra ordinær avfallsinnsamling for husholdningsavfall. Det er ditt ansvar å kvitte deg med dette produktet og annet elektrisk og elektronisk avfall via egne innsamlingsordninger slik myndighetene eller kommunene bestemmer. Korrekt avfallshåndtering og gjenvinning vil være med på å forhindre mulige negative konsekvenser for miljø og helse. For nærmere informasjon om håndtering av det kasserte utstyret ditt, kan du ta kontakt med kommunen, en innsamlingsstasjon for avfall eller butikken der du kjøpte produktet.


Polski (Polish) - Informacja dla klientów w Unii Europejskiej o przepisach dotyczących ochrony środowiska

Dyrektywa Europejska 2002/96/EC wymaga, aby sprzęt oznaczony symbolem  znajdującym się na produkcie i/ lub jego opakowaniu nie był wyrzucany razem z innymi niesortowanymi odpadami komunalnymi. Symbol ten wskazuje, że produkt nie powinien być usuwany razem ze zwykłymi odpadami z gospodarstw domowych. Na Państwu spoczywa obowiązek wyrzucania tego i innych urządzeń elektrycznych oraz elektronicznych w punktach odbioru wyznaczonych przez władze krajowe lub lokalne. Pozbywanie się sprzętu we właściwy sposób i jego recykling pomogą zapobiec potencjalnie negatywnym konsekwencjom dla środowiska i zdrowia ludzkiego. W celu uzyskania szczegółowych informacji o usuwaniu starego sprzętu, prosimy zwrócić się do lokalnych władz, służb oczyszczenia miasta lub sklepu, w którym produkt został nabyty.


Português (Portuguese) - Informação ambiental para clientes da União Europeia

A Directiva Europeia 2002/96/CE exige que o equipamento que exibe este símbolo  no produto e/ou na sua embalagem não seja eliminado junto com os resíduos municipais não separados. O símbolo indica que este produto deve ser eliminado separadamente dos resíduos domésticos regulares. É da sua responsabilidade eliminar este e qualquer outro equipamento eléctrico e electrónico através das instalações de recolha designadas pelas autoridades governamentais ou locais. A eliminação e reciclagem correctas ajudarão a prevenir as consequências negativas para o ambiente e para a saúde humana. Para obter informações mais detalhadas sobre a forma de eliminar o seu equipamento antigo, contacte as autoridades locais, os serviços de eliminação de resíduos ou o estabelecimento comercial onde adquiriu o produto.


Română (Romanian) - Informații de mediu pentru clienții din Uniunea Europeană

Directiva europeană 2002/96/CE impune ca echipamentele care prezintă acest simbol  pe produs și/sau pe ambalajul acestuia să nu fie casate împreună cu gunoiul menajer municipal. Simbolul indică faptul că acest produs trebuie să fie casat separat de gunoiul menajer obișnuit. Este responsabilitatea dvs. să cașati acest produs și alte echipamente electrice și electronice prin intermediul unităților de colectare special desemnate de guvern sau de autoritățile locale. Casarea și reciclarea corecte vor ajuta la prevenirea potențialelor consecințe negative asupra sănătății mediului și a oamenilor. Pentru mai multe informații detaliate cu privire la casarea acestui echipament vechi, contactați autoritățile locale, serviciul de salubritate sau magazinul de la care ați achiziționat produsul.


Slovenčina (Slovak) - Informácie o ochrane životného prostredia pre zákazníkov v Európskej únii

Podľa európskej smernice 2002/96/ES zariadenie s týmto symbolom  na produkte a/alebo jeho balení nesmie byť likvidované spolu s netriedeným komunálnym odpadom. Symbol znamená, že produkt by sa mal likvidovať oddelene od bežného odpadu z domácností. Je vašou povinnosťou likvidovať toto i ostatné elektrické a elektronické zariadenia prostredníctvom špecializovaných zberných zariadení určených vládou alebo miestnymi orgánmi. Správna likvidácia a recyklácia pomôže zabrániť prípadným negatívnym dopadom na životné prostredie a zdravie ľudí. Ak máte záujem o podrobnejšie informácie o likvidácii starého zariadenia, obráťte sa, prosím, na miestne orgány, organizácie zaoberajúce sa likvidáciou odpadov alebo obchod, v ktorom ste si produkt zakúpili.


Slovenščina (Slovene) - Okoljske informacije za stranke v Evropski uniji

Evropska direktiva 2002/96/ES prepoveduje odlaganje opreme s tem simbolom  - na izdelku in/ali na embalaži z nesortiranimi komunalnimi odpadki. Ta simbol opozarja, da je treba izdelek zavreči ločeno od preostalih gospodinskih odpadkov. Vaša odgovornost je, da to in preostalo električno in elektronsko opremo oddate na posebna zbirališča, ki jih določijo državne ustanove ali lokalne oblasti. S pravilnim odlaganjem in recikliranjem boste preprečili morebitne škodljive vplive na okolje in zdravje ljudi. Če želite izvedeti več o odlaganju stare opreme, se obrnite na lokalne oblasti, odlagališče odpadkov ali trgovino, kjer ste izdelek kupili.

Suomi (Finnish) - Ympäristöä koskevia tietoja EU-alueen asiakkaille

EU-direktiivi 2002/96/EY edellyttää, että jos laitteistossa on tämä symboli  itse tuotteessa ja/ tai sen pakkauksessa, laitteistoa ei saa hävittää lajittelemattoman yhdyskuntajätteen mukana. Symboli merkitsee sitä, että tämä tuote on hävitettävä erillään tavallisesta kotitalousjätteestä. Sinun vastuullasi on hävittää tämä elektroniikkatuote ja muut vastaavat elektroniikkatuotteet viemällä tuote tai tuotteet viranomaisten määräämään keräyspisteeseen. Laitteiston oikea hävittäminen estää mahdolliset kielteiset vaikutukset ympäristöön ja ihmisten terveyteen. Lisätietoja vanhan laitteiston oikeasta hävitystavasta saa paikallisilta viranomaisilta, jätteenhävityspalvelusta tai siitä myymälästä, josta ostit tuotteen.

Svenska (Swedish) - Miljöinformation för kunder i Europeiska unionen

Det europeiska direktivet 2002/96/EC kräver att utrustning med denna symbol  på produkten och/eller förpackningen inte får kastas med sorterat kommunalt avfall. Symbolen visar att denna produkt bör kastas efter att den avskiljts från vanligt hushållsavfall. Det faller på ditt ansvar att kasta denna och annan elektrisk och elektronisk utrustning på fastställda samlingsplatser utsedda av regeringen eller lokala myndigheter. Korrekt kassering och återvinning skyddar mot eventuella negativa konsekvenser för miljön och personhälsa. För mer detaljerad information om kassering av din gamla utrustning kontaktar du dina lokala myndigheter, avfallshanteringen eller butiken där du köpte produkten.



WEB: For additional information, please visit <http://linksys.com>

Visit linksys.com/support for award-winning
24/7 technical support

Belkin, LINKSYS and many product names and logos are trademarks of the Belkin group of companies. Third-party trademarks mentioned are the property of their respective owners. © 2017 Belkin International, Inc. and/or its affiliates. All rights reserved.