

COVER

LINKSYS

Quick Start Guide

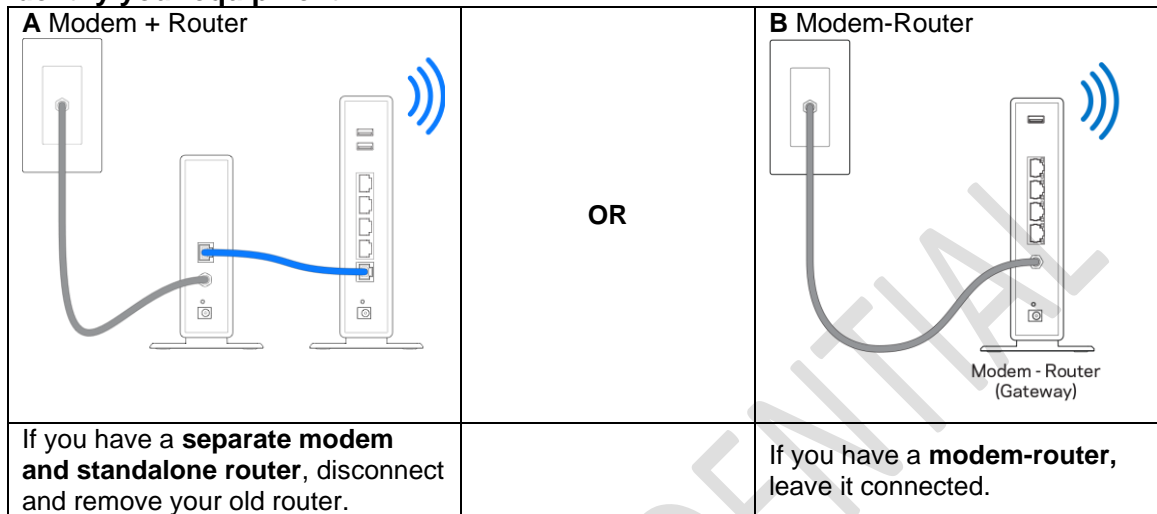
MAX-STREAM™
AC2600
MU-MIMO
DUAL-BAND ROUTER

Model EA8100

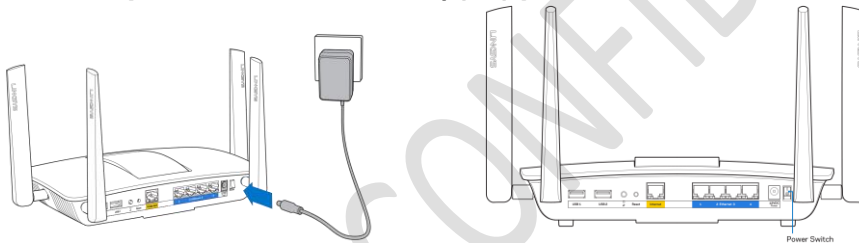
LINKSYS CONFIDENTIAL

To complete setup, you will need a computer to visit <http://LinksysSmartWi-Fi.com> in a web browser.

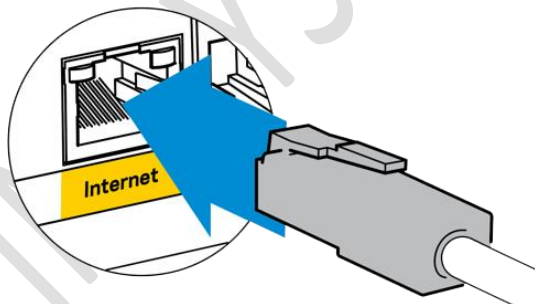
1. Identify your equipment.

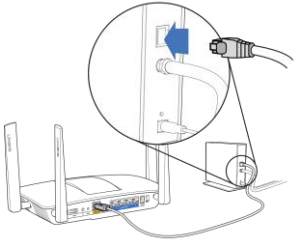
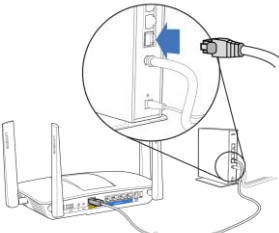


2. Position the antennas as shown and plug your router into a power source. Make sure the power switch is in the | (on) position.

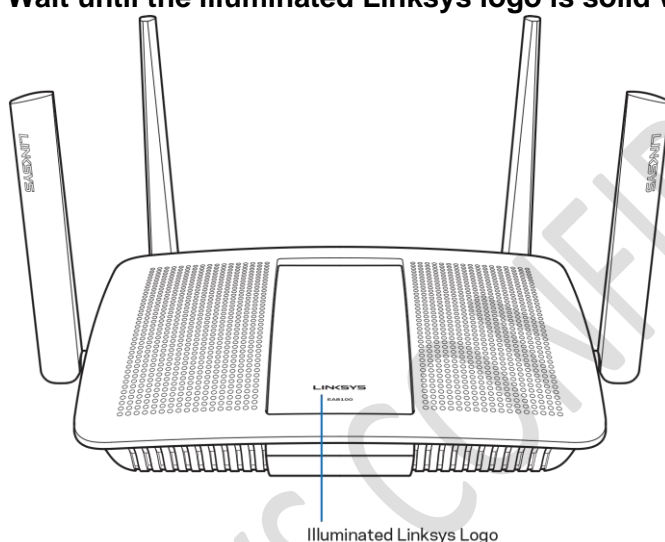


3. Connect your router to your modem or modem-router.
Plug one end of the included ethernet cable to the yellow Internet port on your new router.



<p>A Modem</p> 	<p>OR</p>	<p>B Modem-Router</p> 
<p>If you have a modem, plug the other end into the ethernet (LAN) port on the modem.</p>		<p>If you have a modem-router, plug the other end into any available port.</p>

4. Wait until the illuminated Linksys logo is solid white.



5. Connect to the Wi-Fi name and password on the sticker. (You can change these details later.) Select the option to automatically connect to this network in the future. You will not have internet access until you complete router setup.

Place sticker here
Wi-Fi Name / Wi-Fi Password

6. Enter **http://LinksysSmartWiFi.com** in a web browser. Follow the on-screen instructions to complete your router setup.
- You can also type 192.168.1.1 in a browser to start setup.

BACK

AS YOU COMPLETE SETUP, RECORD YOUR ROUTER SETTINGS HERE

2.4 GHz Wi-Fi name (SSID)

2.4 GHz Wi-Fi password

5 GHz Wi-Fi name (SSID)

5 GHz Wi-Fi password

Router password (default is "admin")

TIPS FOR SUCCESSFUL SETUP

- Check that you have a working broadband internet connection by connecting a computer directly to your modem.
- If you cannot connect to the internet after setting up your router, turn off your modem, router, and computer, then restart them in that order.
- For more tips, go to www.linksys.com/support/EA8100.

In a Do-It-Yourself mood?

- Connect your computer to your router with an ethernet cable.
- Visit 192.168.1.1 in a browser.
- Router password (default is "admin").

Get help

Internet: www.linksys.com/support/EA8100

Twitter: @LinksysCares

Phone (US/Canada): 800-326-7114 (complimentary support during your warranty period)