

LINKSYS®

User Guide

LINKSYS Smart Wi-Fi
Router AC1200

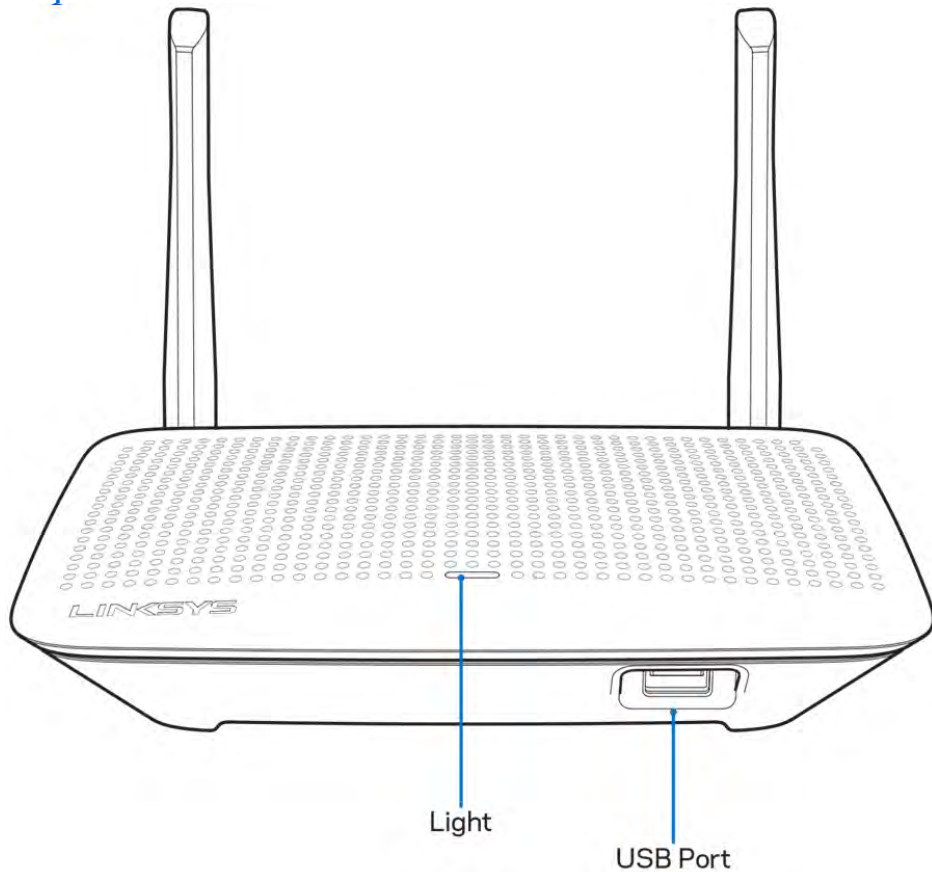
Model EA6350 V4

Contents

Product Overview	3
Top view	3
Back view	4
Setting Up: Basics	5
Where to find more help	5
How to install your router	5
How to Use Linksys Smart Wi-Fi	7
How to connect to Linksys Smart Wi-Fi	7
Device List	8
Guest Access	8
Parental Controls	9
Media Prioritization	9
Speed Test	10
External Storage	10
Connectivity	11
Troubleshooting	11
Wireless	12
Security	12
Troubleshooting	13
Your router was not successfully set up	13
Your Internet cable is not plugged in message	13
Cannot access your router message	14 15
After setup	15 16
The internet appears to be unavailable	15 16
Linksys Smart Wi-Fi does not open in your web browser	16 17
Specifications	1718
Linksys EA6350 V4	17 18
Environmental	17 18

Product Overview

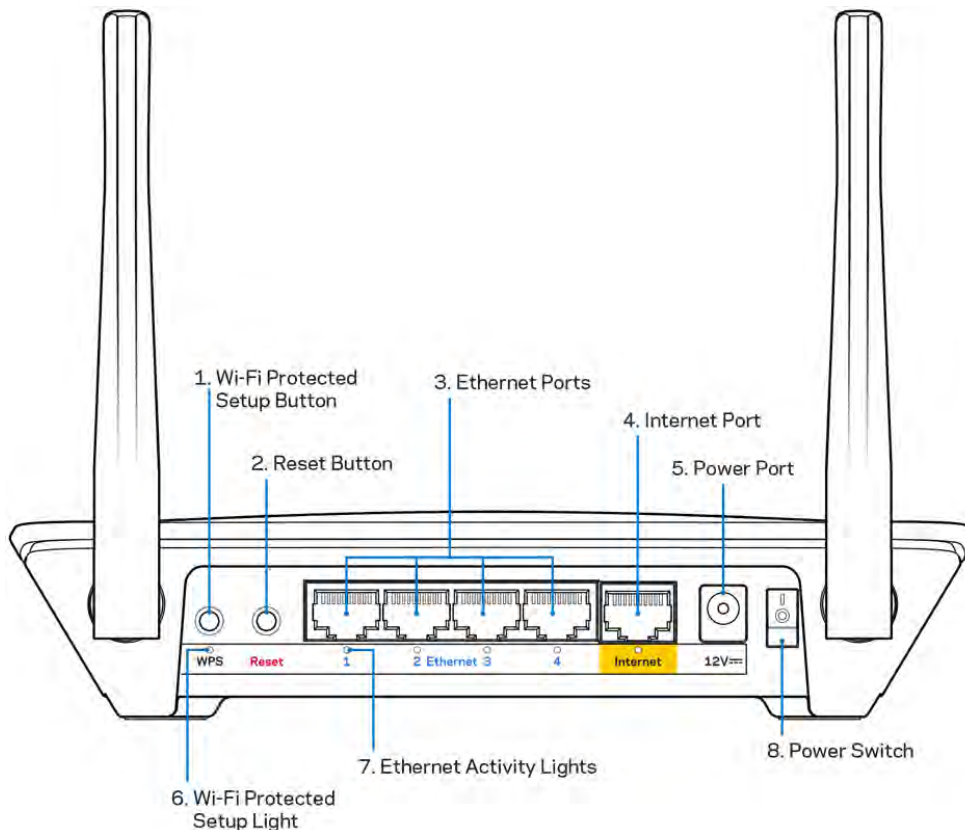
Top view



Light—Stays on steadily while power is connected and following a successful Wi-Fi Protected Setup connection. Flashes slowly during bootup, during firmware upgrades, and during a Wi-Fi Protected Setup connection. Flashes quickly when there is a Wi-Fi Protected Setup error.

USB port—Connect and share USB drives on your network or on the internet.

Back view



Adjustable antennas— For best performance, position the antennas vertically at a 90-degree angle.

Wi-Fi Protected Setup™ button—Press to configure wireless security on Wi-Fi Protected Setup-enabled network devices.

Reset button — Press and hold for until the power LED starts flashing to reset the router to factory settings. You can also restore the factory settings using Linksys Smart Wi-Fi on the internet or mobile app.

Ethernet ports—Connect ethernet cables to these blue gigabit (10/100/1000) ports, and to wired devices on your network.

Note—For best performance, use CAT5e or higher rated cables on the ethernet ports.

Internet port— Connect an ethernet cable to this yellow gigabit (10/100/1000) port, and to a broadband internet cable/DSL or fiber modem.

Note—For best performance, use CAT5e or higher rated cables on the ethernet ports.

Power port — Connect the included AC power adapter.

Power switch (European versions only) — Press | (on) to turn on the router.

Setting Up: Basics

Where to find more help

In addition to this user guide, you can find help at these locations:

- Linksys.com/support/EA6350 V4 (documentation, downloads, FAQs, technical support, live chat, forums)
- Linksys Smart Wi-Fi help (connect to Linksys Smart Wi-Fi, then click Help at the top of the screen)

Note—Licenses and notices for third party software used in this product may be viewed on <http://support.linksys.com/en-us/license>. Please contact <http://support.linksys.com/en-us/gplcodecenter> for questions or GPL source code requests.

How to install your router

1. If replacing an existing router, disconnect that router first.
2. Turn the antennas up and plug in your router to a power source. European versions: press the power switch to | (on).
3. Connect the internet cable from your modem to the yellow Internet port on your router. Wait until the indicator light on your router is solid.
4. Connect to the secure wireless name shown in the Quick Start Guide that came with your router. (You can change the network name and password later.) If you need help connecting to the network refer to your device documentation on the provided CD.

Note—You will not have internet access until router setup is complete.

5. Open a web browser to launch the Linksys Smart Wi-Fi Router setup instructions. If you don't see the instructions, type linksysmartwifi.com in the address bar.

At the end of setup, follow the on-screen instructions to set up your Linksys Smart Wi-Fi account. Use Linksys Smart Wi-Fi to configure your router from any computer with an Internet connection.

Manage your router's settings:

- Change your router's name and password
- Set up guest access
- Configure parental controls
- Connect devices to your network
- Test your internet connection speed

Note—As part of Linksys Smart Wi-Fi account setup, you will be sent a verification e-mail. From your home network, click the link in the email to associate your router with the Linksys Smart Wi-Fi account.

Tip—Print this page, then record your router and account settings in the table below as a reference. Store your notes in a safe place.

2.4 GHz Network Name	
Network Password	
5 GHz Network Name	
Network Password	
Router Password	
Guest Network Name	
Guest Network Password	
Linksys Smart Wi-Fi Username	
Linksys Smart Wi-Fi Password	

How to Use Linksys Smart Wi-Fi

You can configure your router from anywhere in the world by using Linksys Smart Wi-Fi, but you can also configure your router directly from your home network. Linksys Smart Wi-Fi may be available for your mobile device, as well. See your device's app store for information.

How to connect to Linksys Smart Wi-Fi

To connect to Linksys Smart Wi-Fi:

1. Open your computer's web browser.
2. Go to www.linksyssmartwifi.com and log in to your account.

Linksys Smart Wi-Fi Sign In

If you have not yet created a Linksys Smart Wi-Fi account, click the 'Create Account' button in the upper right corner of the page.

Manage parental controls
experiences

Email Address
Password
 Remember Me
[Forgot your password?](#)
Sign In
Don't have an account? [Click here.](#)

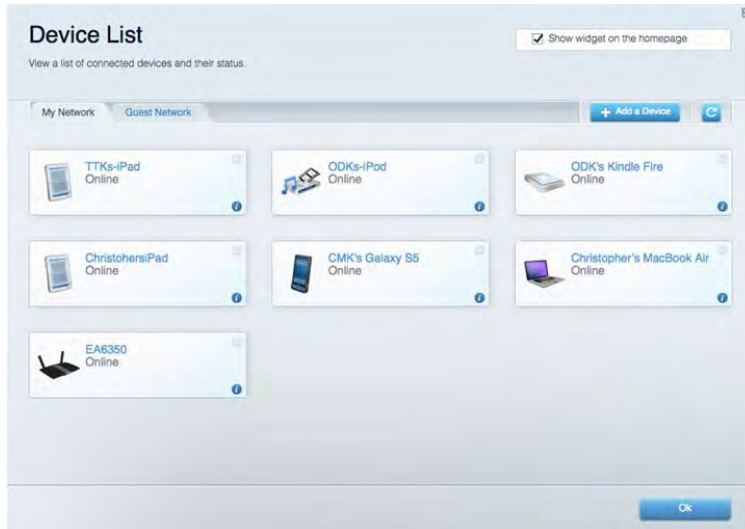
English (United States)

Use your Linksys Smart Wi-Fi account to access your home network from anywhere, at any time, even from your mobile device. Easily connect new devices, set parental controls, get access to Smart Wi-Fi mobile Apps, and more.
For more information [click here](#)

If you can't remember your password, click *Forgot your password?* and follow the on-screen instructions to recover it.

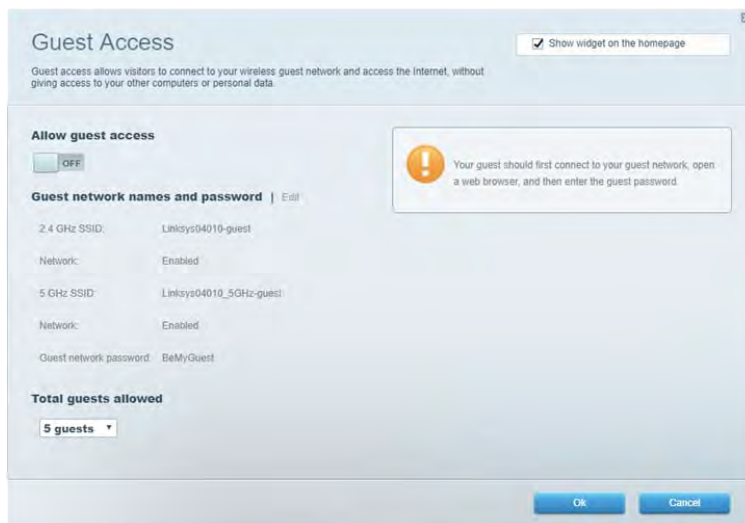
Device List

Lets you display and manage all network devices connected to your router. You can view devices on your main network and your guest network, or display information about each device.



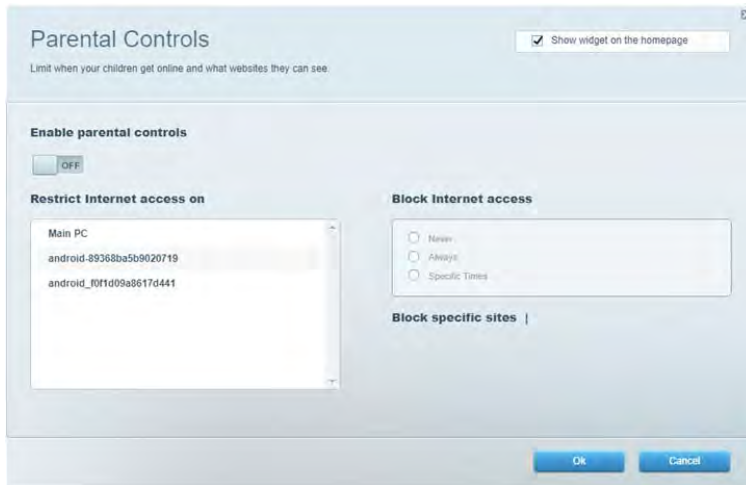
Guest Access

Lets you configure and monitor a network that guests can use without accessing all of your network resources.



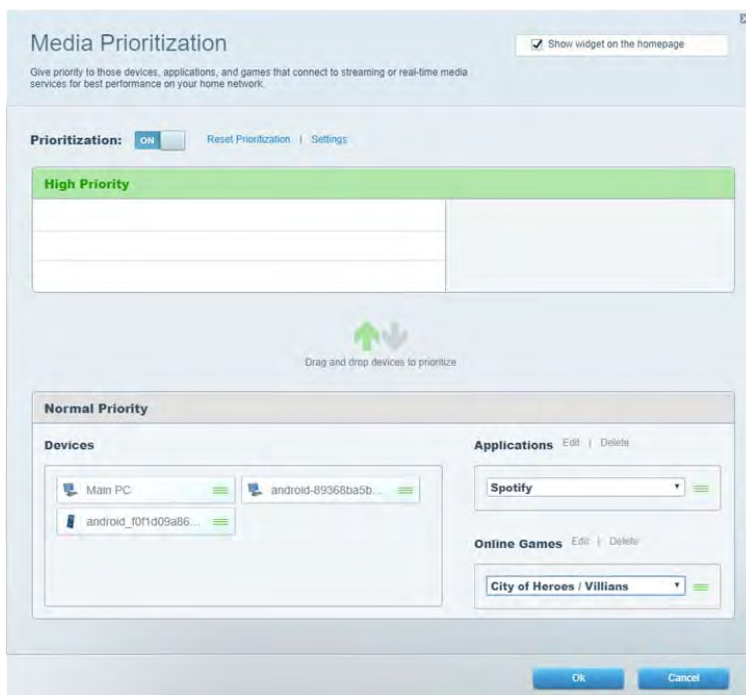
Parental Controls

Lets you block web sites and set internet access times.



Media Prioritization

Lets you set which devices and applications have top priority for your network traffic.



Speed Test

Lets you test your network's internet connection speed.



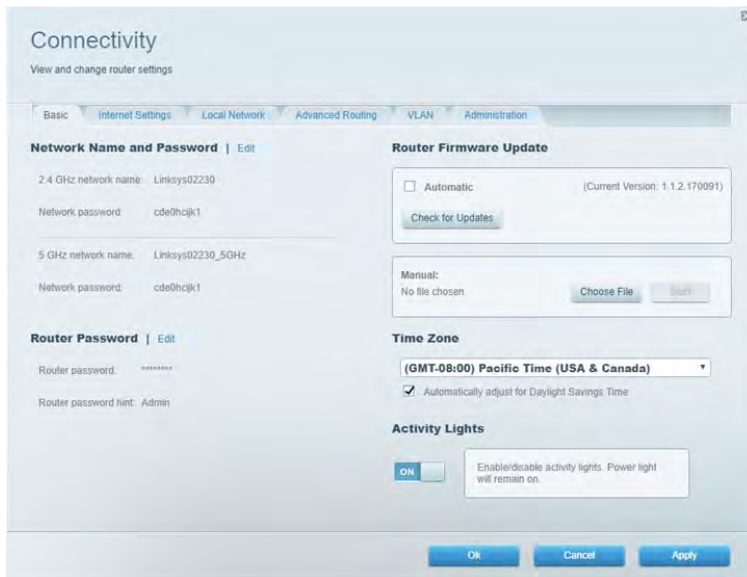
External Storage

Lets you access an attached USB drive (not included) and set up file sharing, a media server, and FTP access.



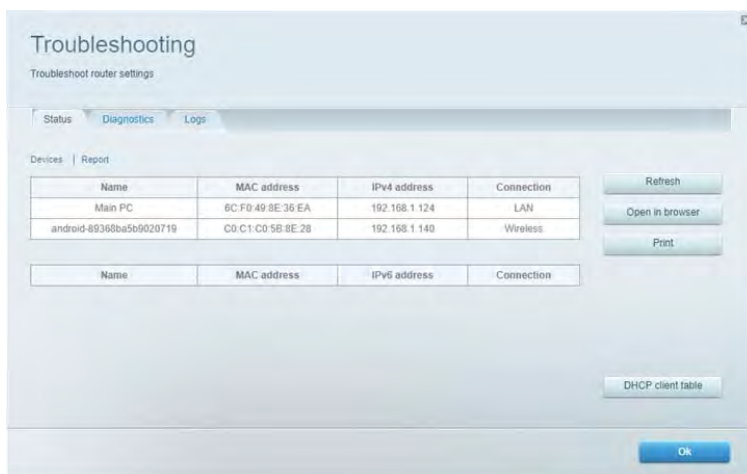
Connectivity

Lets you configure basic and advanced network settings.



Troubleshooting

Lets you diagnose problems with your router and check the status of the network.



Wireless

Lets you configure your router's wireless network. You can change the security mode, password, MAC filtering, and connect devices using Wi-Fi Protected Setup.

The screenshot shows the 'Wireless' configuration page. It has tabs for 'Wireless', 'MAC Filtering', 'Wi-Fi Protected Setup', and 'Wireless Scheduler'. The 'Wireless' tab is active. There are two sections for configuring wireless networks: 2.4 GHz and 5 GHz. Each section includes fields for Network name, Password, Security mode, Broadcast SSID, Network mode, Channel, and Channel width. The 2.4 GHz network is named 'Linksys02230' with password '542b542b' and channel '8 - 2.447 GHz'. The 5 GHz network is named 'Linksys02230_5GHz' with password 'm84shxx5xw' and channel 'Auto'. Both networks have 'WPA2 Personal' security and 'Mixed' network mode. 'ON' buttons are present for each network. At the bottom are 'Ok', 'Cancel', and 'Apply' buttons.

Security

Lets you configure your router's wireless security. You can set up the firewall, VPN settings, and make custom settings for applications and games.

The screenshot shows the 'Security' configuration page. It has tabs for 'Firewall', 'DMZ', and 'Apps and Gaming'. The 'Firewall' tab is active. The page is divided into several sections: 'Firewall' with checkboxes for IPv4 SPI and IPv6 SPI protection (both enabled); 'VPN Passthrough' with checkboxes for IPSec, PPTP, and LZTP (all enabled); 'Internet filters' with checkboxes for filtering anonymous requests, multicast, NAT redirection, and port 113 (all checked); and 'IPv6 Port Services' which contains an empty table with columns for Description, Protocol, IPv6 Address, Allow, and Enabled. An 'Add IPv6 Firewall Setting' button is located below the table. At the bottom are 'Ok', 'Cancel', and 'Apply' buttons.

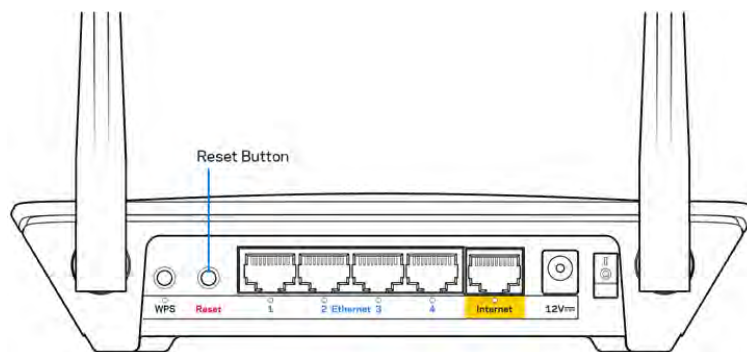
Troubleshooting

You can find more help from our award-winning customer support at [Linksys.com/support/EA6350 V4](https://Linksys.com/support/EA6350_V4).

Your router was not successfully set up

If Linksys Smart Wi-Fi did not complete the setup, you can try the following:

- Press and hold the Reset button on your router with a paperclip or pin until the LED starts blinking (about 10 seconds). Install the router again.

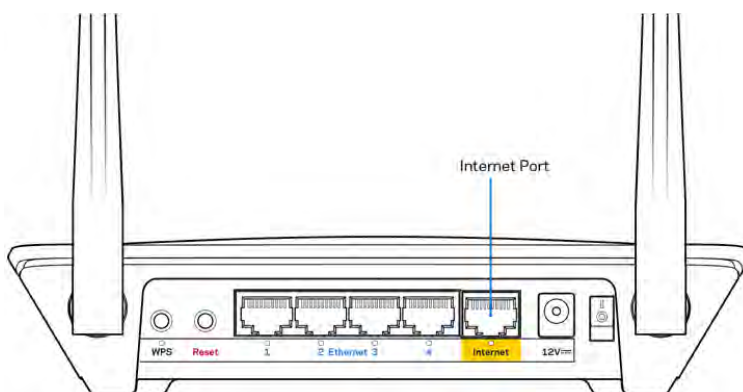


- Temporarily disable your computer's firewall (see the security software's instructions for help). Install the router again.
- If you have another computer, use that computer to install the router again.

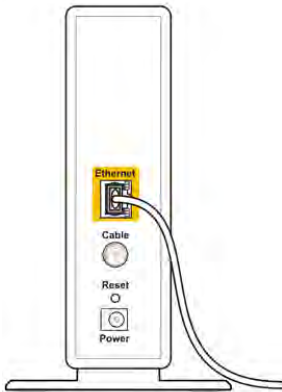
Your Internet cable is not plugged in message

If you get a "Your Internet cable is not plugged in" message when trying to set up your router, follow these troubleshooting steps.

- Make sure that an ethernet or internet cable (or a cable like the one supplied with your router) is securely connected to the yellow Internet port on the back of the router and to the appropriate port on your modem. This port on the modem is usually labeled ethernet, but may be named Internet or WAN.

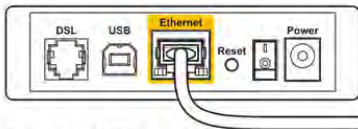


- Make sure that your modem is connected to power and is turned on. If it has a power switch, make sure that it is set to the ON or I (as opposed to O) position.
- If your internet service is cable, verify that the cable modem's CABLE port is connected to the coaxial cable provided by your ISP.



Back view of cable modem

- If your internet service is DSL, make sure that the DSL phone line is connected to the modem's DSL port.



Back view of DSL modem

- If your computer was previously connected to your modem with a USB cable, disconnect the USB cable.
- Install the router again.

Cannot access your router message

To access your router, you must be connected to your own network. If you currently have wireless internet access, the problem may be that you have accidentally connected to a different wireless network.

To fix the problem on Windows computers, do the following*:

1. On your Windows desktop right-click the wireless icon in the system tray.
2. Click View Available Wireless Networks. A list of available networks will appear.
3. Click your own network name. Click Connect. In the example below, the computer was connected to another wireless network named wraith_5GHz. The wireless network name of the Linksys EA6350 V4 router, Damaged_Beez2.4 in this example, is shown selected.



4. If you are prompted to enter a network key, type your password (Security Key) into the Network key and Confirm network key fields. Click Connect.
5. Your computer connects to the network, and you should now be able to access the router.

*Depending on your version of Windows, there could be some differences in wording or icons in these steps.

To fix the problem on Mac computers, do the following:

1. In the menu bar across the top of the screen, click the Wi-Fi icon. A list of wireless networks will appear. Linksys Smart Wi-Fi has automatically assigned your network a name.
2. Click your own network name. Click Connect. In the example below, the computer was connected to another wireless network named wraith_5GHz. The wireless network name of the Linksys EA6350 V4 router, Damaged_Beez2.4 in this example, is shown selected.



3. Click the wireless network name of your Linksys EA6350 V4 router (BronzeEagle in the example).
4. Type your wireless network password (Security Key) into the Password field. Click **OK**.

After setup

The internet appears to be unavailable

If the internet has difficulty communicating with your router, the problem may appear as a “Cannot find [internet address]” message in your Web browser. If you know that the internet address is correct, and if you’ve tried several valid internet addresses with the same result, the message could mean that there’s a problem with your ISP or modem communicating with your router.

Try the following:

- Make sure that the network and power cables are securely connected.
- Make sure that the power outlet that your router is connected to has power.
- Reboot your router.
- Contact your ISP and ask about outages in your area.

The most common method of troubleshooting your router is to turn it off, then back on again. Your router can then reload its custom settings, and other devices (such as the modem) will be able to rediscover the router and communicate with it. This process is called rebooting.

To reboot your router using the power cord, do the following:

1. Disconnect the power cord from the router and the modem.
2. Wait 10 seconds and reconnect the power cord to the modem. Make sure it has power.
3. Wait until the modem’s online indicator has stopped blinking (about two minutes). Reconnect the power cord to the router.

4. Wait until the power indicator stops blinking. Wait two minutes before trying to connect to the internet from a computer.

To reboot your router using Linksys Smart Wi-Fi, do the following:

1. Log in to Linksys Smart Wi-Fi. (See “How to connect to Linksys Smart Wi-Fi” on page [78](#).)
2. Under *Router Settings*, click *Troubleshooting*.
3. Click the *Diagnostics* tab.
4. Under *Reboot*, click **Reboot**.



5. Click Yes. The router will reboot. While the router is rebooting, all connected devices will lose their internet connection, and will automatically reconnect when the router is ready again.

Linksys Smart Wi-Fi does not open in your web browser

The latest versions of Google Chrome™, Firefox®, Safari® (for Mac® and iPad®), Microsoft Edge, and Internet Explorer® version 8 and newer work with Linksys Smart Wi-Fi.

Specifications

Linksys EA6350 V4

Model Name	Linksys Smart Wi-Fi Router AC 1200
Description	Dual-Band AC Router with Gigabit and 1×USB
Model Number	EA6350 V4
Switch Port Speed	10/100/1000 Mbps (Gigabit Ethernet)
Radio Frequency	2.4 GHz and 5 GHz
# of Antennas	2 external adjustable antennas
Ports	Power, USB (1), Internet, Ethernet (1-4), R-SMA antenna (2)
Buttons	Reset, Wi-Fi Protected Setup, Power
LEDs	Top panel: Power Back panel: Internet, Ethernet (1-4)
UPnP	Supported
Security Features	WEP, WPA2, RADIUS
Security Key Bits	Up to 128-bit encryption
Storage File System Support	FAT, NTFS, and HFS+
Browser Support	Internet Explorer 8 or higher, Firefox 4 or higher, Google Chrome 10 or higher, and Safari 4 or higher

Environmental

Dimensions	10.8" x 1.58" x 7.25" (256 x 40 x 184 mm)
Unit Weight	17.67 oz. (501 g)
Power	12V, 1.5A
Certifications	FCC, IC, CE, Wi-Fi a/b/g/n/draft ac, Windows 7, Windows 8, DLNA
Operating Temperature	32 to 104°F (0 to 40°C)
Storage Temperature	-4 to 140°F (-20 to 60°C)
Operating Humidity	10% to 80% relative humidity, non-condensing
Storage Humidity	5% to 90% non-condensing

Notes:

For regulatory, warranty, and safety information, see the CD that came with your router or go to Linksys.com/support/EA6350 V4.

Specifications are subject to change without notice.

Maximum performance derived from IEEE Standard 802.11 specifications. Actual performance can vary, including lower wireless network capacity, data throughput rate, range and coverage. Performance depends on many factors, conditions and variables, including distance from the access point, volume of network traffic, building materials and construction, operating system used, mix of wireless products used, interference and other adverse conditions.

BELKIN, LINKSYS and many product names and logos are trademarks of the Belkin group of companies. Third-party trademarks mentioned are the property of their respective owners. Licenses and notices for third party software used in this product may be viewed here: <http://support.linksys.com/en-us/license>. Please contact <http://support.linksys.com/en-us/gplcodecenter> for questions or GPL source code requests.

© 2019 Belkin International, Inc. and/or its affiliates. All rights reserved.

Linksys

LINKSYS Smart Wi-Fi Router AC1200

Regulatory Information
EA6350 V4

Table of Contents

Wireless Regulatory Information

FCC Statement

FCC Radiation Exposure Statement

Innovation, Science and Economic Development Canada Statement

Innovation, Science and Economic Development Canada Radiation Exposure Statement

Restrictions in the 5 GHz Band

Avis d'Innovation, Sciences et Développement économique Canada

Avis d'Innovation, Sciences et Développement économique Canada concernant l'exposition aux radiofréquences

Restrictions dans la bande 5 GHz

Wireless Disclaimer

Avis de non-responsabilité concernant les appareils sans fil

Safety Notices

EU Declaration of Conformity

National Restrictions

Antenna Restrictions

Third-Party Software or Firmware

EU Radiation Exposure Statement

WEEE Information

User Information for Consumer Products Covered by EU Directive 2012/19/EU on Waste Electric and Electronic Equipment (WEEE)

Wireless Regulatory Information

FCC Statement

This device complies with Part 15 of the FCC Rules. Operation is subject to the following two conditions: (1) This device may not cause harmful interference, and (2) this device must accept any interference received, including interference that may cause undesired operation.

This product has been tested and complies with the specifications for a Class B digital device, pursuant to Part 15 of the FCC Rules. These limits are designed to provide reasonable protection against harmful interference in a residential installation. This equipment generates, uses, and can radiate radio frequency energy and, if not installed and used according to the instructions, may cause harmful interference to radio communications. However, there is no guarantee that interference will not occur in a particular installation. If this equipment does cause harmful interference to radio or television reception, which is found by turning the equipment off and on, the user is encouraged to try to correct the interference by one or more of the following measures:

- Reorient or relocate the receiving antenna
- Increase the separation between the equipment and devices
- Connect the equipment to an outlet other than the receiver's
- Consult a dealer or an experienced radio/TV technician for assistance

FCC Caution: Any changes or modifications not expressly approved by the party responsible for compliance could void the user's authority to operate this equipment.

For product available in the USA market, only channel 1~11 can be operated. Selection of other channels is not possible.

The device for the band 5150-5250 MHz is only for indoor usage to reduce the potential for harmful interference to co-channel mobile satellite systems.

FCC Radiation Exposure Statement

This equipment complies with FCC radiation exposure limits set forth for an uncontrolled environment. This equipment should be installed and operated with minimum distance 35 cm between the radiator and your body. This device and

it's antennas(s) must not be co-located or operating in conjunction with any other antenna or transmitter except in accordance with FCC multi-transmitter product procedures.

Innovation, Science and Economic Development Canada Statement

CAN ICES-3 (B)/NMB-3 (B)

Operation is subject to the following two conditions: (1) This device may not cause interference, and (2) this device must accept any interference, including interference that may cause undesired operation of the device.

For product available in the USA/Canada market, only channel 1~11 can be operated. Selection of other channels is not possible.

The device could automatically discontinue transmission in case of absence of information to transmit, or operational failure. Note that this is not intended to prohibit transmission of control or signaling information or the use of repetitive codes where required by the technology.

Innovation, Science and Economic Development Canada Radiation Exposure Statement

This equipment complies with IC radiation exposure limits set forth for an uncontrolled environment. This equipment should be installed and operated with minimum distance 35 cm between the radiator & your body.

This device contains licence-exempt transmitter(s)/receiver(s) that comply with Innovation, Science and Economic Development Canada's licence-exempt RSS(s). Operation is subject to the following two conditions:

(1) This device may not cause interference.

(2) This device must accept any interference, including interference that may cause undesired operation of the device.

This device and it's antennas(s) must not be co-located or operating in conjunction with any other antenna or transmitter except in accordance with IC multi-transmitter product procedures.

Restrictions in the 5 GHz Band

The device for the band 5150-5250 MHz is only for indoor usage to reduce potential for harmful interference to co-channel mobile satellite systems.

This device has been designed to operate with an antenna having a maximum gain of 2.88 dBi and 3.32dBi at 2.4 GHz and 5 GHz respectively. Antenna having a higher gain is strictly prohibited per regulations of Industry Canada. The required antenna impedance is 50 ohms.

The maximum antenna gain permitted for devices in the band 5725-5850 MHz shall be such that the equipment still complies with the e.i.r.p. limits specified for point-to-point and non-point-to-point operation as appropriate.

Ant.	Brand	P/N	Antenna Type	Connector	Gain (dBi)	
					2.4Gz	5GHz
1	FIT	4TS2449-A0001-JH	Dipole Antenna	I-PEX	2.88	3.32
2	FIT	4TS2449-A0001-JH	Dipole Antenna	I-PEX	2.36	3.22

Avis d'Innovation, Sciences et Développement économique Canada

CAN ICES-3 (B)/NMB-3 (B).

L'exploitation est autorisée seulement aux conditions suivantes : (1) l'appareil ne doit pas produire de brouillage, et (2) il doit accepter tout brouillage radioélectrique reçu, même si ce brouillage est susceptible de compromettre le fonctionnement du dispositif.

Pour les produits disponibles sur le marché aux États-Unis et au Canada, seuls les canaux de 1 à 11 peuvent être utilisés. La sélection d'autres canaux n'est pas possible.

Le dispositif peut automatiquement cesser d'émettre en cas d'absence d'informations à transmettre, ou à cause d'une défaillance technique. Notez que l'objet n'est pas d'interdire la transmission des informations de contrôle ou de signalisation ou l'utilisation de codes répétitifs lorsque requis par la technologie.

Avis d'Innovation, Sciences et Développement économique Canada concernant l'exposition aux radiofréquences

Ce matériel est conforme aux limites établies par IC en matière d'exposition aux radiofréquences dans un environnement non contrôlé. Ce matériel doit être installé et utilisé à une distance d'au moins 35 cm entre l'antenne et le corps de l'utilisateur.

Cet appareil contient des émetteurs / récepteurs exempts de licence qui sont conformes au (x) RSS (s) exempts de licence d'Innovation, Sciences et Développement économique Canada. L'opération est soumise aux deux conditions suivantes:

(1) Cet appareil ne doit pas provoquer d'interférences.

(2) Cet appareil doit accepter toute interférence, y compris les interférences susceptibles de provoquer un fonctionnement indésirable de l'appareil.

Cet appareil et son (ses) antenne (s) ne doivent pas être situés à proximité ou fonctionner en association avec une autre antenne ou un autre émetteur autre qu'en respectant les procédures d'Industrie Canada relatives au fonctionnement des dispositifs multi-émetteurs.

Restrictions dans la bande 5 GHz

L'appareil pour la bande de 5150 à 5250 MHz est conçu pour usage à l'intérieur seulement afin de réduire le potentiel d'interférences pour les systèmes mobiles par satellite qui utilisent le même canal.

Cet appareil a été conçu pour fonctionner avec une antenne ayant un gain maximum de 2.88 dBi et 3.32 dBi sur les bandes 2.4Ghz et 5 Ghz respectivement. L'utilisation d'antenne ayant un gain supérieur est strictement interdit par le règlement d'Industrie Canada. L'impédance d'antenne requise est 50 ohms.

le gain maximal d'antenne permis (pour les dispositifs utilisant la bande 5725-5850 MHz)

doit se conformer à la limite de p.i.r.e. spécifiée pour l'exploitation point à point et non point à point, selon le cas.

Ant.	Brand	P/N	Antenna Type	Connector	Gain (dBi)	
					2.4Gz	5GHz
1	FIT	4TS2449-A0001-JH	Dipole Antenna	I-PEX	2.88	3.32
2	FIT	4TS2449-A0001-JH	Dipole Antenna	I-PEX	2.36	3.22

Wireless Disclaimer

The maximum performance for wireless is derived from IEEE Standard 802.11 specifications. Actual performance can vary, including lower wireless network capacity, data throughput rate, range and coverage. Performance depends on many factors, conditions and variables, including distance from the access point, volume of network traffic, building materials and construction, operating system used, mix of wireless products used, interference and other adverse conditions.

Avis de non-responsabilité concernant les appareils sans fil

Les performances maximales pour les réseaux sans fil sont tirées des spécifications de la norme IEEE 802.11. Les performances réelles peuvent varier, notamment en fonction de la capacité du réseau sans fil, du débit de la transmission de données, de la portée et de la couverture. Les performances dépendent de facteurs, conditions et variables multiples, en particulier de la distance par rapport au point d'accès, du volume du trafic réseau, des matériaux utilisés dans le bâtiment et du type de construction, du système d'exploitation et de la combinaison de produits sans fil utilisés, des interférences et de toute autre condition défavorable.

Safety Notices

English

	WARNING: Do not use this product near water, for example, in a wet basement or near a swimming pool.
	WARNING: Avoid using this product during an electrical storm. There may be a remote risk of electric shock from lightning.
	WARNING: The power adaptor is the equipment's disconnection device. The power outlet must be located nearby the equipment and its access must be easy.

العربية [Arabic]

سبيل على ،الماء من بالقرب المنتج هذا تستخدم لا :تحذير ،سباحة حمام من بالقرب أو رطب سفلي طابق في ،المثال	
--	--

السبب بسبب كهربائية لصدمة للتعرض بعيد خطر هناك يكون قد .الرعدية العاصفة أثناء المنتج استخدام تجنب :تحذير

--	--

إليه الوصول يسهل بحيث الطاقة منفذ من بالقرب الجهاز وضع يجب .الجهاز هذا في الفصل أداة هو الطاقة مهائى :تحذير

--	--

Български [Bulgarian]

	ПРЕДУПРЕЖДЕНИЕ: Не използвайте устройството в близост до вода, напр. във влажно мазе или до плувен басейн.
	ПРЕДУПРЕЖДЕНИЕ: Избягвайте да използвате това устройство по време на буря. Възможно е да съществува несъществен риск от електрически удар от светкавица.
	ПРЕДУПРЕЖДЕНИЕ: Изключването на оборудването се извършва чрез захранващия адаптер. Електрическият контакт трябва да бъде разположен в близост до оборудването леснодостъпен.

Hrvatski [Croatian]

	UPOZORENJE: Ne koristite proizvod u blizini vode, primjerice u mokrom podrumu ili blizu bazena.
	UPOZORENJE: Izbjegavajte koristiti proizvod tijekom grmljavinskog vremena. Postoji rizik od strujnog udara zbog grmljavine.
	UPOZORENJE: Prilagodnik za napajanje je uređaj za

	isključivanje opreme. Strujna utičnica mora biti smještena blizu opreme i mora biti lako dostupna.
--	--

Česky [Czech]

	UPOZORNĚNÍ: Nepoužívejte tento produkt v blízkosti vody, například ve vlhkých sklepních podlažích nebo v blízkosti bazénů.
--	---

	UPOZORNĚNÍ: Nepoužívejte produkt při bouřkách. Existuje malé riziko úrazu elektrickým proudem, který může způsobit blesk.
--	--

	UPOZORNĚNÍ: Napájecí adaptér je vypínacím zařízením produktu. Elektrická zásuvka se musí nacházet v blízkosti zařízení a musí být snadno dostupná.
--	---

Dansk [Danish]

	ADVARSEL: Brug ikke dette produkt i nærheden af vand, f.eks. i en våd kælder eller i nærheden af en swimmingpool.
--	--

	ADVARSEL: Undlad at bruge produktet i tordenvejr. Der kan være en lille risiko for elektrisk stød som følge af lynnedslag.
--	---

	ADVARSEL: Strømforsyningen er udstyrets afkoblingsenhed. Strømuttaget skal placeres tæt ved udstyret og være let tilgængelig.
--	--

Deutsch [German]

	WARNUNG: Verwenden Sie dieses Gerät nicht in der Nähe von Wasser, wie z. B. in einem feuchten Keller
--	---

	oder in der Nähe eines Schwimmbeckens.
--	--

	WARNUNG: Vermeiden Sie die Verwendung dieses Produkts während eines Gewitters. Es besteht eine geringe Gefahr eines Stromschlags durch Blitzschlag.
--	--

	WARNUNG: Die Verbindung des Geräts kann über das Netzteil getrennt werden. Die Steckdose muss sich in der Nähe des Geräts befinden und leicht zugänglich sein.
--	---

Ελληνική [Greek]

	ΠΡΟΕΙΔΟΠΟΙΗΣΗ: Μην χρησιμοποιείτε αυτό το προϊόν κοντά σε νερό, π.χ. σε υπόγειο με υγρασία ή κοντά σε πισίνα.
--	--

	ΠΡΟΕΙΔΟΠΟΙΗΣΗ: Αποφύγετε τη χρήση του προϊόντος κατά τη διάρκεια ηλεκτρικής καταιγίδας. Υπάρχει μικρός κίνδυνος ηλεκτροπληξίας λόγω κεραυνού.
--	--

	ΠΡΟΕΙΔΟΠΟΙΗΣΗ: Το τροφοδοτικό είναι η διάταξη αποσύνδεσης της συσκευής. Η πρίζα ρεύματος θα πρέπει να βρίσκεται κοντά στον εξοπλισμό και θα πρέπει να υπάρχει εύκολη πρόσβαση σε αυτήν.
--	--

Español [Spanish]

	ADVERTENCIA: No use este producto cerca del agua, por ejemplo en un sótano húmedo o cerca de una piscina.
--	--

	ADVERTENCIA: Evite usar este producto durante una tormenta eléctrica. Puede existir el riesgo remoto de que se produzca una descarga eléctrica producida por un rayo.
--	--

	ADVERTENCIA: El adaptador de alimentación es el dispositivo de desconexión del equipo. La base de toma de corriente debe estar cerca del equipo y ser fácilmente accesible.
--	--

Suomi [Finnish]

	VAROITUS: Älä käytä tuotetta veden lähellä, esimerkiksi kosteassa kellarissa tai uima-altaan läheisyydessä.
--	--

	VAROITUS: Vältä tuotteen käyttämistä ukkosmyrskyn aikana. Salama saattaa aiheuttaa sähköiskun.
--	---

	VAROITUS: Verkkolaite on tämän laitteen virrankatkaisulaite. Pistorasian on oltava lähellä laitetta ja helposti käytettävissä.
--	---

Français [French]

	AVERTISSEMENT : N'utilisez pas ce produit à proximité d'une source d'eau, sur un sol humide ou près d'une piscine, par exemple.
--	--

	AVERTISSEMENT : Evitez d'utiliser ce produit pendant un orage. La foudre pourrait provoquer un
--	---

	choc électrique.
--	------------------

	AVERTISSEMENT : L'adaptateur de courant secteur est le dispositif de sectionnement de l'équipement. La prise de courant secteur doit être située à proximité de l'équipement et facile d'accès.
--	--

Magyar [Hungarian]

	FIGYELMEZTETÉS: Ne használja a terméket víz közelében, például nedves pincében vagy úszómedence mellett.
--	---

	FIGYELMEZTETÉS: Kerülje az eszköz használatát elektromos vihar esetén. A villámlás áramütést okozhat.
--	--

	FIGYELMEZTETÉS: A hálózati adapter a berendezés lekapcsoló eszköze. A tápfeszültség-aljzatnak a berendezés közelében és könnyen elérhető helyen kell lennie.
--	---

Italiano [Italian]

	AVVERTENZA: Non utilizzare il prodotto in prossimità d'acqua, ad esempio in un seminterrato umido o nei pressi di una piscina.
--	---

	AVVERTENZA: Non usare il prodotto durante un temporale. Potrebbe esserci un rischio remoto di scosse elettriche causate dai fulmini.
--	---

	AVVERTENZA: L'adattatore di corrente è il dispositivo di spegnimento dell'apparecchiatura. La presa di corrente deve trovarsi vicino all'apparecchiatura, in un punto di facile accesso.
--	---

Nederlands [Dutch]

	WAARSCHUWING: Gebruik dit product niet in de buurt van water, bijvoorbeeld in een vochtige kelder of bij een zwembad.
--	--

	WAARSCHUWING: Gebruik het product bij voorkeur niet als het onweert. Er is mogelijk een zeer klein risico op een elektrische schok als gevolg van blikseminslag.
--	---

	WAARSCHUWING: Via de voedingsadapter kan de verbinding van het apparaat verbroken worden. Het stopcontact moet zich in de buurt van het apparaat bevinden en makkelijk toegankelijk zijn.
--	--

Norsk [Norwegian]

	ADVARSEL: Ikke bruk dette produktet i nærheten av vann, for eksempel i en våt kjeller eller nær et svømmebasseng.
--	--

	ADVARSEL: Unngå å bruke dette produktet under tordenvær. Lynnedslag kan innebære en risiko for elektrisk støt.
--	---

	ADVARSEL: Strømadapteren er utstyrets frakoblingsmetode. Strømuttaket må være plassert i nærheten av utstyret og tilgangen til dette må være enkel.
--	--

Polski [Polish]

	UWAGA: Nie używać tego produktu w pobliżu wody, np. w wilgotnej piwnicy lub niedaleko basenu.
--	--

	UWAGA: Nie korzystać z tego produktu podczas burzy. Istnieje pewne niewielkie ryzyko porażenia prądem w wyniku wyładowania elektrycznego.
--	--

	UWAGA: Elementem odłączającym tego urządzenia jest zasilacz. Gniazdo zasilania musi znajdować się w pobliżu urządzenia i być łatwo dostępne.
--	---

Português [Portuguese]

	AVISO: Não utilize este produto próximo de água, por exemplo, numa cave húmida ou perto de uma piscina.
--	--

	AVISO: Evite utilizar este produto durante uma trovoadas. Existe a possibilidade, embora remota, de apanhar um choque elétrico provocado por trovoadas.
--	--

	AVISO: O transformador é o aparelho de desligar do equipamento. A tomada de corrente elétrica tem de ficar junto ao equipamento e ser de fácil acesso.
--	---

Română [Romanian]

	AVERTISMENT: Nu utilizați acest produs în apropierea apei, de exemplu într-un subsol umed sau lângă o piscină.
--	---

	AVERTISMENT: Evitați utilizarea acestui produs în timpul unei furtuni cu descărcări electrice. Poate exista un pericol minor de electrocutare cauzată de fulgere.
--	--

	AVERTISMENT: Adaptorul de putere este dispozitivul pentru deconectare al echipamentului. Priza trebuie să fie aproape de echipament iar accesul la aceasta trebuie să fie facil.
--	---

Русский [Russian]

	ПРЕДУПРЕЖДЕНИЕ: Запрещается использовать продукт в непосредственной близости от воды, например, во влажном подвале или рядом с плавательным бассейном.
--	---

	ПРЕДУПРЕЖДЕНИЕ: Не рекомендуется использовать продукт во время грозы. Возможен риск электрического удара от грозы.
--	---

	ПРЕДУПРЕЖДЕНИЕ: Электро адаптер предназначен для отключение устройства. Розетка должна находиться рядом с устройством и доступ к розетке должен быть свободным.
--	--

Srpski [Serbian]

	UPOZORENJE: Nemojte da koristite ovaj proizvod u blizini vode, na primer, u vlažnom podrumu ili u blizini bazena.
--	--

	UPOZORENJE: Izbegavajte upotrebu ovog proizvoda tokom grmljavine. Postoji mali rizik od
--	--

	električnog udara groma.
--	--------------------------

	UPOZORENJE: Strujni adapter je uređaj za prekidanje dovoda struje do opreme. Strujna utičnica mora da se nalazi u blizini opreme i pristup njoj mora biti jednostavan.
--	---

Slovenčina [Slovak]

	UPOZORNENIE: Nepoužívajte toto zariadenie v blízkosti vody, napr. vo vlhkom suteréne alebo v blízkosti bazéna.
--	---

	UPOZORNENIE: Nepoužívajte toto zariadenie počas búrky. Hrozí určité riziko úrazu elektrickým prúdom zapríčinené bleskom.
--	---

	UPOZORNENIE: Napájací adaptér sa používa aj na vypnutie zariadenia. Elektrická zásuvka sa musí nachádzať v blízkosti zariadenia a musí byť dobre prístupná.
--	--

Slovenščina [Slovenian]

	OPOZORILO: Izdelka ne uporabljajte blizu vode, na primer v vlažni kleti ali blizu bazena.
--	--

	OPOZORILO: Izogibajte se uporabi izdelka med nevihtami. Obstaja lahko majhno tveganje električnega udara zaradi strele.
--	--

	OPOZORILO: Električni polnilnik je odklopna naprava opreme. Električna vtičnica mora biti blizu opreme in enostavno dostopna.
--	--

Svenska [Swedish]

	WARNING! : Använd inte produkten i närheten av vatten, t.ex. i en fuktig källare eller nära en simbassäng.
--	---

	WARNING! : Undvik att använda produkten under åskväder. Det finns en liten risk för elstötar vid blixtnedslag.
--	---

	WARNING! : Strömadaptorn är strömbrytare för utrustningen. Eluttaget måste finnas i närheten av utrustningen och vara lätt att komma åt.
--	---

Türkçe [Turkish]

	UYARI: Bu ürünü, nemli bodrum veya yüzme havuzu kenarı gibi su yakını yerlerde kullanmayın.
--	--

	UYARI: Gök gürültülü ve sağanak yağışlı havalarda bu ürünü kullanmaktan kaçınınız. Uzak bir olasılık olsa da yıldırım nedeniyle elektrik çarpabilir.
--	---

	UYARI: Güç Adaptörü, cihazın bağlantısını kesmek için kullanılır. Elektrik prizi, cihazın yakınında, kolay erişilebilir bir konumda olmalıdır.
--	---

EU Declaration of Conformity

Български [Bulgarian]	С настоящото Belkin International Inc. декларира, че радио оборудването е в съответствие с изискванията на Директива 2014/53/ЕС.
Česky [Czech]:	Společnost Belkin International, Inc. tímto prohlašuje, že rádiové vybavení je v souladu se směrnicí 2014/53/EU.
Dansk [Danish]:	Belkin International, Inc. erklærer, at dette radioudstyr overholder direktiv 2014/53/EU.
Deutsch [German]:	Hiermit erklärt Belkin International, Inc., dass das Funkgerät der Richtlinie 2014/53/EU entspricht.
Eesti [Estonian]:	Käesolevaga teatab Belkin International Inc., et raadioseade on kooskõlas 2014/53/EL direktiiviga.
English:	Hereby, Belkin International, Inc. declares that the radio equipment is in compliance with Directive 2014/53/EU.
Español [Spanish]:	Belkin International Inc. declara por la presente que el equipamiento de radio cumple con las Directivas 2014/53/UE.
Ελληνική [Greek]:	Με την παρούσα, η Belkin International, Inc. Δηλώνει πως ο ραδιοφωνικός εξοπλισμός συμμορφώνεται με την Οδηγία 2014/53/ΕΕ.
Français [French]:	Nous, Belkin International, Inc., déclarons que l'équipement radio est en conformité avec la directive 2014/53/UE.
Íslenska [Icelandic]:	Belkin International, Inc. lýsir því hér með yfir að þráðlausí fjarskiptabúnaðurinn er í samræmi við tilskipun 2014/53/ESB.
Italiano [Italian]:	Belkin International, Inc. dichiara che l'attrezzatura radio è conforme alla Direttiva 2014/53/UE.
Latviski [Latvian]:	Ar šo uzņēmums Belkin International, Inc. paziņo, ka radio aprīkojums atbilst Direktīvas 2014/53/ES prasībām.
Lietuvių [Lithuanian]:	Šiuo dokumentu „Belkin International, Inc.“ pareiškia, kad radijo įranga atitinka direktyvą 2014/53/ES.
Nederlands[Dutch]:	Hierbij verklaart Belkin International, Inc. dat de radioapparatuur voldoet aan richtlijn 2014/53/EU.
Malti [Maltese]:	B'dan, Belkin International Inc, tidikjara li t-tagħmir tar-radju huwa f'konformità ma' Direttiva 2014/53/UE
Magyar[Hungarian]:	A Belkin International, Inc. ezennel kijelenti, hogy a rádióberendezés megfelel a 2014/53/EU irányelvnek.
Norsk[Norwegian]:	Belkin International, Inc. erklærer herved at radioutstyret er i overholdelse med direktiv 2014/53/EU.
Polski [Polish]:	Niniejszym, Belkin International, Inc. oświadcza, że urządzenie bezprzewodowe jest zgodne z Dyrektywą 2014/53/UE.
Português [Portuguese]:	Pelo presente documento a Belkin International, Inc. declara que o equipamento de rádio está em conformidade com a Diretiva 2014/53/UE.
Română [Romanian]	Prin prezenta, Belkin International, Inc. declară că echipamentul radio este în conformitate cu Directiva 2014/53/UE.
Slovensko [Slovenian]:	Mi, podjetje Belkin International, Inc., izjavljamo, da je radijska oprema v skladu z Direktivo 2014/53/EU.
Slovensky [Slovak]:	Spoločnosť Belkin International, Inc., vyhlasuje, že

	toto rádiové zariadenie vyhovuje požiadavkám smernice 2014/53/EÚ.
Suomi [Finnish]:	Belkin International, Inc. vakuuttaa täten, että tämä radiolaite noudattaa direktiivin 2014/53/EU vaatimuksia.
Svenska [Swedish]:	Belkin International Inc, intygar härmed att radioutrustningen uppfyller kraven i direktiv 2014/53/EU.

Български [Bulgarian]	
Česky [Czech]:	
Dansk [Danish]:	
Deutsch [German]:	
Eesti [Estonian]:	
English:	The full text of the EU Declaration of Conformity is available at the following internet address: http://www.linksys.com/DoC/
Español [Spanish]:	
Ελληνική [Greek]:	
Français [French]:	
Íslenska [Icelandic]:	
Italiano [Italian]:	
Latviski [Latvian]:	
Lietuvių [Lithuanian]:	
Nederlands[Dutch]:	
Malti [Maltese]:	
Magyar[Hungarian]:	
Norsk[Norwegian]:	
Polski [Polish]:	
Português [Portuguese]:	
Română [Romanian]	
Slovensko [Slovenian]:	
Slovensky [Slovak]:	
Suomi [Finnish]:	
Svenska [Swedish]:	

Belkin Ltd. (UK) c/o Belkin BV
Herikerbergweg 106, Plaza Arena – Jupiter
1101 CM, Amsterdam, The Netherlands

Български [Bulgarian]	
Česky [Czech]:	
Dansk [Danish]:	
Deutsch [German]:	
Eesti [Estonian]:	
English:	The operating frequency bands and the maximum transmitted power limit are listed below: 2400 - 2484.5 MHz (20 dBm) 5150 - 5250.0 MHz (23 dBm)

	5250 - 5350.0 MHz (23 dBm) 5470 - 5725.0 MHz (30 dBm)
Español [Spanish]:	
Ελληνική [Greek]:	
Français [French]:	
Íslenska [Icelandic]:	
Italiano [Italian]:	
Latviski [Latvian]:	
Lietuvių [Lithuanian]:	
Nederlands[Dutch]:	
Malti [Maltese]:	
Magyar[Hungarian]:	
Norsk[Norwegian]:	
Polski [Polish]:	
Português [Portuguese]:	
Română [Romanian]	
Slovensko [Slovenian]:	
Slovensky [Slovak]:	
Suomi [Finnish]:	
Svenska [Swedish]:	

National Restrictions

Български [Bulgarian]	
Česky [Czech]:	
Dansk [Danish]:	
Deutsch [German]:	
Eesti [Estonian]:	
English:	National Restrictions Caution: This device is restricted to indoor use only when operating in 5150 - 5350 MHz for below EU countries:
Español [Spanish]:	
Ελληνική [Greek]:	
Français [French]:	
Íslenska [Icelandic]:	
Italiano [Italian]:	
Latviski [Latvian]:	
Lietuvių [Lithuanian]:	
Nederlands[Dutch]:	
Malti [Maltese]:	
Magyar[Hungarian]:	
Norsk[Norwegian]:	
Polski [Polish]:	
Português [Portuguese]:	
Română [Romanian]	
Slovensko [Slovenian]:	
Slovensky [Slovak]:	

Suomi [Finnish]:	
Svenska [Swedish]:	



Antenna Restrictions

Български [Bulgarian]	
Česky [Czech]:	
Dansk [Danish]:	
Deutsch [German]:	
Eesti [Estonian]:	
English:	Antenna Restrictions This product is designed for use with the standard, integral or dedicated (external) antenna(s) that is/are shipped together with the equipment.
Español [Spanish]:	
Ελληνική [Greek]:	
Français [French]:	
Íslenska [Icelandic]:	
Italiano [Italian]:	
Latviski [Latvian]:	
Lietuvių [Lithuanian]:	
Nederlands[Dutch]:	
Malti [Maltese]:	
Magyar[Hungarian]:	
Norsk[Norwegian]:	
Polski [Polish]:	
Português [Portuguese]:	
Română [Romanian]	
Slovensko [Slovenian]:	
Slovensky [Slovak]:	
Suomi [Finnish]:	
Svenska [Swedish]:	

Third-Party Software or Firmware

Български [Bulgarian]	
Česky [Czech]:	
Dansk [Danish]:	
Deutsch [German]:	
Eesti [Estonian]:	
English:	Third-Party Software or Firmware The use of software or firmware not supported/provided by Linksys products may result that the equipment is no longer compliant with the regulatory requirements.
Español [Spanish]:	
Ελληνική [Greek]:	
Français [French]:	
Íslenska [Icelandic]:	
Italiano [Italian]:	
Latviski [Latvian]:	
Lietuvių [Lithuanian]:	
Nederlands[Dutch]:	
Malti [Maltese]:	
Magyar[Hungarian]:	
Norsk[Norwegian]:	
Polski [Polish]:	
Português [Portuguese]:	
Română [Romanian]	
Slovensko [Slovenian]:	
Slovensky [Slovak]:	
Suomi [Finnish]:	
Svenska [Swedish]:	

EU Radiation Exposure Statement

Български [Bulgarian]	
Česky [Czech]:	
Dansk [Danish]:	
Deutsch [German]:	
Eesti [Estonian]:	
English:	EU Radiation Exposure Statement This equipment complies with EU radiation exposure limits set forth for an uncontrolled environment. This equipment should be installed and operated with minimum distance 35cm between the radiator and your body.
Español [Spanish]:	
Ελληνική [Greek]:	
Français [French]:	
Íslenska [Icelandic]:	
Italiano [Italian]:	

Latviski [Latvian]:	
Lietuvių [Lithuanian]:	
Nederlands[Dutch]:	
Malti [Maltese]:	
Magyar[Hungarian]:	
Norsk[Norwegian]:	
Polski [Polish]:	
Português [Portuguese]:	
Română [Romanian]	
Slovensko [Slovenian]:	
Slovensky [Slovak]:	
Suomi [Finnish]:	
Svenska [Swedish]:	

WEEE Information

User Information for Consumer Products Covered by EU Directive 2012/19/EU on Waste Electric and Electronic Equipment (WEEE)

This document contains important information for users with regards to the proper disposal and recycling of Linksys home networking products. Consumers are required to comply with this notice for all electronic products bearing the following symbol:

English - Environmental Information for Customers in the European Union

European Directive 2012/19/EU requires that the equipment bearing this symbol on the product and/or its packaging must not be disposed of with unsorted municipal waste. The symbol indicates that this product should be disposed of separately from regular household waste streams. It is your responsibility to dispose of this and other electric and electronic equipment via designated collection facilities appointed by the government or local authorities. Correct disposal and recycling will help prevent potential negative consequences to the environment and human health. For more detailed information about the disposal of your old equipment, please contact your local authorities, waste disposal service, or the shop where you purchased the product.

Български (Bulgarian) - Информация относно опазването на околната среда за потребители в Европейския съюз

Европейска директива 2012/19/ЕС изисква уредите, носещи този символ върху изделието и/или опаковката му, да не се изхвърлят с несортирани битови отпадъци. Символът обозначава, че изделието трябва да се изхвърля отделно от сметосъбирането на обикновените битови отпадъци. Ваша е отговорността този и другите електрически и електронни уреди да се изхвърлят в предварително определени от държавните или общински органи специализирани пунктове за събиране. Правилното изхвърляне и рециклиране ще спомогнат да се предотвратят евентуални вредни за околната среда и здравето на населението последици. За по-подробна информация относно изхвърлянето на вашите стари уреди се обърнете към местните власти, службите за сметосъбиране или магазина, от който сте закупили уреда.

Čeština (Czech) - Informace o ochraně životního prostředí pro zákazníky v zemích Evropské unie

Evropská směrnice 2012/19/EU zakazuje, aby zařízení označené tímto symbolem na produktu anebo na obalu bylo likvidováno s netříděným komunálním odpadem. Tento symbol udává, že daný produkt musí být likvidován odděleně od běžného komunálního odpadu. Odpovídáte za likvidaci tohoto produktu a dalších elektrických a elektronických zařízení prostřednictvím určených sběrných míst stanovených vládou nebo místními úřady. Správná likvidace a recyklace pomáhá předcházet potenciálním negativním dopadům na životní prostředí a lidské zdraví. Podrobnější informace o likvidaci starého vybavení si laskavě vyžádejte od místních úřadů, podniku zabývajícího se likvidací komunálních odpadů nebo obchodu, kde jste produkt zakoupili.

Dansk (Danish) - Miljøinformation for kunder i EU

EU-direktiv 2012/19/EU kræver, at udstyr der bærer dette symbol på produktet og/eller emballagen ikke må bortskaffes som usorteret kommunalt affald. Symbolet betyder, at dette produkt skal bortskaffes adskilt fra det almindelige husholdningsaffald. Det er dit ansvar at bortskaffe dette og andet elektrisk og elektronisk udstyr via bestemte indsamlingssteder udpeget af staten eller de lokale myndigheder. Korrekt bortskaffelse og genvinding vil hjælpe med til at undgå mulige skader for miljøet og menneskers sundhed. Kontakt venligst de lokale myndigheder, renovationstjenesten eller den butik, hvor du har købt produktet, angående mere detaljeret information om bortskaffelse af dit gamle udstyr.

Deutsch (German) - Umweltinformation für Kunden innerhalb der Europäischen Union

Die Europäische Richtlinie 2012/19/EU verlangt, dass technische Ausrüstung, die direkt am Gerät und/oder an der Verpackung mit diesem Symbol versehen ist, nicht zusammen mit unsortiertem Gemeindeabfall entsorgt werden darf. Das Symbol weist darauf hin, dass das Produkt von regulärem Haushaltsmüll getrennt entsorgt werden sollte. Es liegt in Ihrer Verantwortung, dieses Gerät und andere elektrische und elektronische Geräte über die dafür zuständigen und von der Regierung oder örtlichen Behörden dazu bestimmten Sammelstellen zu entsorgen. Ordnungsgemäßes Entsorgen und Recyceln trägt dazu bei, potentielle negative Folgen für Umwelt und die menschliche Gesundheit zu vermeiden. Wenn Sie weitere Informationen zur Entsorgung Ihrer Altgeräte benötigen, wenden Sie sich bitte an die örtlichen Behörden oder städtischen Entsorgungsdienste oder an den Händler, bei dem Sie das Produkt erworben haben.

Eesti (Estonian) - Keskkonnaalane informatsioon Euroopa Liidus asuvatele klientidele

Euroopa Liidu direktiivi 2012/19/EL nõuete kohaselt on seadmeid, millel on tootel või pakendil käesolev sümbol, keelatud kõrvaldada koos sorteerimata olmejäätmetega. See sümbol näitab, et toode tuleks kõrvaldada eraldi tavalistest olmejäätmevoogudest. Olete kohustatud kõrvaldama käesoleva ja ka muud elektri- ja elektroonikaseadmed riigi või kohalike ametiasutuste poolt ette nähtud kogumispunktide kaudu. Seadmete korrektne kõrvaldamine ja ringlussevõtt aitab vältida võimalikke negatiivseid tagajärgi keskkonnale ning inimeste tervisele. Vanade seadmete kõrvaldamise kohta täpsema informatsiooni saamiseks võtke palun ühendust kohalike ametiasutustega, jäätmekäitlusfirmaga või kauplusega, kust te toote ostsite.

Español (Spanish) - Información medioambiental para clientes de la Unión Europea

La Directiva 2012/19/UE de la UE exige que los equipos que lleven este símbolo en el propio aparato y/o en su embalaje no deben eliminarse junto con otros residuos urbanos no seleccionados. El símbolo indica que el producto en cuestión debe separarse de los residuos domésticos convencionales con vistas a su eliminación. Es responsabilidad suya desechar este y cualesquiera otros aparatos eléctricos y electrónicos a través de los puntos de recogida que ponen a su disposición el gobierno y las autoridades locales. Al desechar y reciclar correctamente estos aparatos estará contribuyendo a evitar posibles consecuencias negativas para el medio ambiente y la salud de las personas. Si desea obtener información más detallada sobre la eliminación segura de su aparato usado, consulte a las autoridades locales, al servicio de recogida y eliminación de residuos de su zona o pregunte en la tienda donde adquirió el producto.

Ελληνικά (Greek) - Στοιχεία περιβαλλοντικής προστασίας για πελάτες εντός της Ευρωπαϊκής Ένωσης

Σύμφωνα με την Κοινοτική Οδηγία 2012/19/ΕΕ, ο εξοπλισμός που φέρει αυτό το σύμβολο στο προϊόν ή/και τη συσκευασία του δεν πρέπει να απορρίπτεται μαζί με τα μη διαχωρισμένα αστικά απορρίμματα. Το σύμβολο υποδεικνύει ότι αυτό το προϊόν θα πρέπει να απορρίπτεται ξεχωριστά από τα συνήθη οικιακά απορρίμματα. Είστε υπεύθυνος για την απόρριψη του παρόντος και άλλου ηλεκτρικού και ηλεκτρονικού εξοπλισμού μέσω των καθορισμένων εγκαταστάσεων συγκέντρωσης απορριμμάτων, οι οποίες ορίζονται από το κράτος ή τις αρμόδιες τοπικές αρχές. Η σωστή απόρριψη και ανακύκλωση συμβάλλει στην πρόληψη ενδεχόμενων αρνητικών επιπτώσεων στο περιβάλλον και την υγεία. Για περισσότερες πληροφορίες σχετικά με την απόρριψη του παλαιού σας εξοπλισμού, επικοινωνήστε με τις τοπικές αρχές, τις υπηρεσίες αποκομιδής απορριμμάτων ή το κατάστημα από το οποίο αγοράσατε το προϊόν.

Français (French) - Informations environnementales pour les clients de l'Union européenne

La directive européenne 2012/19/UE exige que l'équipement sur lequel est apposé ce symbole sur le produit et/ou son emballage ne soit pas jeté avec les autres ordures ménagères. Ce symbole indique que le produit doit être éliminé dans un circuit distinct de celui pour les déchets des ménages. Il est de votre responsabilité de jeter ce matériel ainsi que tout autre matériel électrique ou électronique par les moyens de collecte indiqués par le gouvernement et les pouvoirs publics des collectivités territoriales. L'élimination et le recyclage en bonne et due forme ont pour but de lutter contre l'impact néfaste potentiel de ce type de produits sur l'environnement et la santé publique.

Pour plus d'informations sur le mode d'élimination de votre ancien équipement, veuillez prendre contact avec les pouvoirs publics locaux, le service de traitement des déchets, ou l'endroit où vous avez acheté le produit.

Italiano (Italian) - Informazioni relative all'ambiente per i clienti residenti nell'Unione Europea

La direttiva europea 2012/19/UE richiede che le apparecchiature contrassegnate con questo simbolo sul prodotto e/o sull'imballaggio non siano smaltite insieme ai rifiuti urbani non differenziati. Il simbolo indica che questo prodotto non deve essere smaltito insieme ai normali rifiuti domestici. È responsabilità del proprietario smaltire sia questi prodotti sia le altre apparecchiature elettriche ed elettroniche mediante le specifiche strutture di raccolta indicate dal governo o dagli enti pubblici locali. Il corretto smaltimento ed il riciclaggio aiuteranno a prevenire conseguenze potenzialmente negative per l'ambiente e per la salute dell'essere umano. Per ricevere informazioni più dettagliate circa lo smaltimento delle vecchie apparecchiature in Vostro possesso, Vi invitiamo a contattare gli enti pubblici di competenza, il servizio di smaltimento rifiuti o il negozio nel quale avete acquistato il prodotto.

Latviešu valoda (Latvian) - Ekoloģiska informācija klientiem Eiropas Savienības jurisdikcijā

Direktīvā 2012/19/ES ir prasība, ka aprīkojumu, kam pievienota zīme uz paša izstrādājuma vai uz tā iesaiņojuma, nedrīkst izmest nešķīrotā veidā kopā ar komunālajiem atkritumiem (tiem, ko rada vietēji iedzīvotāji un uzņēmumi). Šī zīme nozīmē to, ka šī ierīce ir jāizmet atkritumos tā, lai tā nenonāktu kopā ar parastiem mājsaimniecības atkritumiem. Jūsu pienākums ir šo un citas elektriskas un elektroniskas ierīces izmest atkritumos, izmantojot īpašus atkritumu savākšanas veidus un līdzekļus, ko nodrošina valsts un pašvaldību iestādes. Ja izmešana atkritumos un pārstrāde tiek veikta pareizi, tad mazinās iespējamais kaitējums dabai un cilvēku veselībai. Sīkākas ziņas par novecojuša aprīkojuma izmešanu atkritumos jūs varat saņemt vietējā pašvaldībā, atkritumu savākšanas dienestā, kā arī veikalā, kur iegādājāties šo izstrādājumu.

Lietuvškai (Lithuanian) - Aplinkosaugos informacija, skirta Europos Sąjungos vartotojams

Europos direktyva 2012/19/ES numato, kad įrangos, kuri ir kurios pakuotė yra pažymėta šiuo simboliu (įveskite simbolį), negalima šalinti kartu su nerūšiuotomis komunalinėmis atliekomis. Šis simbolis rodo, kad gaminį reikia šalinti atskirai nuo bendro buitinių atliekų srauto. Jūs privalote užtikrinti, kad ši ir kita elektros ar elektroninė įranga būtų šalinama per tam tikras nacionalinės ar vietinės valdžios nustatytas atliekų rinkimo sistemas. Tinkamai šalinant ir perdirbant atliekas, bus išvengta galimos žalos aplinkai ir žmonių sveikatai. Daugiau informacijos apie jūsų senos įrangos šalinimą gali pateikti vietinės valdžios institucijos, atliekų šalinimo tarnybos arba parduotuvės, kuriose įsigijote tą gaminį.

Malti (Maltese) - Informazzjoni Ambjentali għal Kliġenti fl-Unjoni Ewropea

Id-Direttiva Ewropea 2012/19/UE titlob li t-tagħmir li jkun fih is-simbolu fuq il-prodott u/jew fuq l-ippakkjar ma jistax jintrema ma' skart municiġpali li ma għiex isseparat. Is-simbolu jindika li dan il-prodott għandu jintrema separatament minn ma' l-iskart domestiku regolari. Hija responsabbiltà tiegħek li tarmi dan it-tagħmir u kull tagħmir ieħor ta' l-elettriku u elettroniku permezz ta' faċilitajiet ta' għbir appuntati apposta mill-gvern jew mill-awtoritajiet lokali. Ir-rimi b'mod korrett u r-riċiklaġġ jgħin jipprevjeni konsegwenzi negattivi potenzjali għall-ambjent u għas-saħħa tal-bniedem. Għal aktar informazzjoni dettaljata dwar ir-rimi tat-tagħmir antik tiegħek, jekk jogħġbok ikkuntattja lill-awtoritajiet lokali tiegħek, is-servizzi għar-rimi ta' l-iskart, jew il-ħanut minn fejn xtrajt il-prodott.

Magyar (Hungarian) - Környezetvédelmi információ az európai unió vásárlók számára

A 2012/19/EU számú európai unió irányelv megkívánja, hogy azokat a termékeket, amelyeken, és/vagy amelyek csomagolásán az alábbi címke megjelenik, tilos a többi szelektálatlan lakossági hulladékkal együtt kidobni. A címke azt jelöli, hogy az adott termék kidobásakor a szokványos háztartási hulladékelszállítási rendszerektől elkülönített eljárást kell alkalmazni. Az Ön felelőssége, hogy ezt, és más elektromos és elektronikus berendezéseit a kormányzati vagy a helyi hatóságok által kijelölt gyűjtőrendszereken keresztül számolja fel. A megfelelő hulladékfeldolgozás segít a környezetre és az emberi egészségre potenciálisan ártalmas negatív hatások megelőzésében. Ha elavult berendezéseinek felszámolásához további részletes információra van szüksége, kérjük, lépjen kapcsolatba a helyi hatóságokkal, a hulladékfeldolgozási szolgálattal, vagy azzal üzlettel, ahol a terméket vásárolta.

Nederlands (Dutch) - Milieu-informatie voor klanten in de Europese Unie

De Europese Richtlijn 2012/19/EU schrijft voor dat apparatuur die is voorzien van dit symbool op het product of de verpakking, niet mag worden ingezameld met niet-gescheiden huishoudelijk afval. Dit symbool geeft aan dat het product apart moet worden ingezameld. U bent zelf verantwoordelijk voor de vernietiging van deze en andere elektrische en elektronische apparatuur via de daarvoor door de landelijke of plaatselijke overheid aangewezen inzamelingskanalen. De juiste vernietiging en recycling van deze apparatuur voorkomt mogelijke negatieve gevolgen

voor het milieu en de gezondheid. Voor meer informatie over het vernietigen van uw oude apparatuur neemt u contact op met de plaatselijke autoriteiten of afvalverwerkingsdienst, of met de winkel waar u het product hebt aangeschaft.

Polski (Polish) - Informacja dla klientów w Unii Europejskiej o przepisach dotyczących ochrony środowiska

Dyrektywa Europejska 2012/19/UE wymaga, aby sprzęt oznaczony symbolem znajdującym się na produkcie i/lub jego opakowaniu nie był wyrzucany razem z innymi niesortowanymi odpadami komunalnymi. Symbol ten wskazuje, że produkt nie powinien być usuwany razem ze zwykłymi odpadami z gospodarstw domowych. Na Państwu spoczywa obowiązek wyrzucania tego i innych urządzeń elektrycznych oraz elektronicznych w punktach odbioru wyznaczonych przez władze krajowe lub lokalne. Pozbywanie się sprzętu we właściwy sposób i jego recykling pomogą zapobiec potencjalnie negatywnym konsekwencjom dla środowiska i zdrowia ludzkiego. W celu uzyskania szczegółowych informacji o usuwaniu starego sprzętu, prosimy zwrócić się do lokalnych władz, służb oczyszczania miasta lub sklepu, w którym produkt został nabyty.

Português (Portuguese) - Informação ambiental para clientes da União Europeia

A Directiva Europeia 2012/19/UE exige que o equipamento que exibe este símbolo no produto e/ou na sua embalagem não seja eliminado junto com os resíduos municipais não separados. O símbolo indica que este produto deve ser eliminado separadamente dos resíduos domésticos regulares. É da sua responsabilidade eliminar este e qualquer outro equipamento eléctrico e electrónico através das instalações de recolha designadas pelas autoridades governamentais ou locais. A eliminação e reciclagem correctas ajudarão a prevenir as consequências negativas para o ambiente e para a saúde humana. Para obter informações mais detalhadas sobre a forma de eliminar o seu equipamento antigo, contacte as autoridades locais, os serviços de eliminação de resíduos ou o estabelecimento comercial onde adquiriu o produto.

Română (Romanian) - Informații de mediu pentru clienții din Uniunea Europeană

Directiva europeană 2012/19/UE impune ca echipamentele care prezintă acest simbol pe produs și/sau pe ambalajul acestuia să nu fie casate împreună cu gunoiul menajer municipal. Simbolul indică faptul că acest produs trebuie să fie casat separat de gunoiul menajer obișnuit. Este responsabilitatea dvs. să caștați acest produs și alte echipamente electrice și electronice prin intermediul unităților de colectare special desemnate de guvern sau de autoritățile locale. Casarea și reciclarea corecte vor ajuta la prevenirea potențialelor consecințe negative asupra sănătății mediului și a oamenilor. Pentru mai multe informații detaliate cu privire la casarea acestui echipament vechi, contactați autoritățile locale, serviciul de salubritate sau magazinul de la care ați achiziționat produsul.

Slovenčina (Slovak) - Informácie o ochrane životného prostredia pre zákazníkov v Európskej únii

Podľa európskej smernice 2012/19/EÚ zariadenie s týmto symbolom na produkte a/alebo jeho balení nesmie byť likvidované spolu s netriedeným komunálnym odpadom. Symbol znamená, že produkt by sa mal likvidovať oddelene od bežného odpadu z domácností. Je vašou povinnosťou likvidovať toto i ostatné elektrické a elektronické zariadenia prostredníctvom špecializovaných zberných zariadení určených vládou alebo miestnymi orgánmi. Správna likvidácia a recyklácia pomôže zabrániť prípadným negatívnym dopadom na životné prostredie a zdravie ľudí. Ak máte záujem o podrobnejšie informácie o likvidácii starého zariadenia, obráťte sa, prosím, na miestne orgány, organizácie zaoberajúce sa likvidáciou odpadov alebo obchod, v ktorom ste si produkt zakúpili.

Slovenščina (Slovene) - Okoljske informacije za stranke v Evropski uniji

Evropska direktiva 2012/19/EU prepoveduje odlaganje opreme s tem simbolom – na izdelku in/ali na embalaži z nesortiranimi komunalnimi odpadki. Ta simbol opozarja, da je treba izdelek zavreči ločeno od preostalih gospodinjstvih odpadkov. Vaša odgovornost je, da to in preostalo električno in elektronsko opremo oddate na posebna zbirališča, ki jih določijo državne ustanove ali lokalne oblasti. S pravilnim odlaganjem in recikliranjem boste preprečili morebitne škodljive vplive na okolje in zdravje ljudi. Če želite izvedeti več o odlaganju stare opreme, se obrnite na lokalne oblasti, odlagališče odpadkov ali trgovino, kjer ste izdelek kupili.

Suomi (Finnish) - Ympäristöä koskevia tietoja EU-alueen asiakkaille

EU-direktiivi 2012/19/EU edellyttää, että jos laitteistossa on tämä symboli itse tuotteessa ja/tai sen pakkauksessa, laitteistoa ei saa hävittää lajittelemattoman yhdyskuntajätteen mukana. Symboli merkitsee sitä, että tämä tuote on hävitettävä erillään tavallisesta kotitalousjätteestä. Sinun vastuullasi on hävittää tämä elektroniikkatuote ja muut vastaavat elektroniikkatuotteet viemällä tuote tai tuotteet viranomaisten määräämään keräyspisteeseen. Laitteiston

oikea hävittäminen estää mahdolliset kielteiset vaikutukset ympäristöön ja ihmisten terveyteen. Lisätietoja vanhan laitteiston oikeasta hävitystavasta saa paikallisilta viranomaisilta, jätteenhävityspalvelusta tai siitä myymälästä, josta ostit tuotteen.

Svenska (Swedish) - Miljöinformation för kunder i Europeiska unionen

Det europeiska direktivet 2012/19/EU kräver att utrustning med denna symbol på produkten och/eller förpackningen inte får kastas med osorterat kommunalt avfall. Symbolen visar att denna produkt bör kastas efter att den avskiljts från vanligt hushållsavfall. Det faller på ditt ansvar att kasta denna och annan elektrisk och elektronisk utrustning på fastställda insamlingsplatser utsedda av regeringen eller lokala myndigheter. Korrekt kassering och återvinning skyddar mot eventuella negativa konsekvenser för miljön och personhälsa. För mer detaljerad information om kassering av din gamla utrustning kontaktar du dina lokala myndigheter, avfallshanteringen eller butiken där du köpte produkten.

Visit linksys.com/support for award-winning 24/7 technical support

Belkin, LINKSYS and many product names and logos are trademarks of the Belkin group of companies. Third-party trademarks mentioned are the property of their respective owners. © 2017 Belkin International, Inc. and/or its affiliates. All rights reserved.

LNKPG-00353 Rev. B00