

# FCC Label Layout

Revision: A  
Date created: 08/24/04  
Approved by:

## Kustom Signals Microphone System

Document Control	
Issuer	Manager
Kregg Kepler	Tom Marks
Effective Date	Effective P/N
08/24/04	3F0-002-01(X)
	3F0-002-02(X)

### FCC Part 15 Label Detail

#### Label Process




Belt Pack / RF Charger  
3F0-002-02(X)

Transmitter / Microphone  
3F0-002-01(X)


**FCC ID: Q7V-3F0001RDTX Model No: 3F0-001-RDTX**

This device complies with Part 15 of the FCC rules. Operation is subject to the following two conditions: (1) This device may not cause harmful interference, and (2) This device must accept any interference received, including interference that may cause undesired operation.

(Exploded View)



Attach FCC Label as shown  
Transmitter / 3F0-002-01(X)  
Label Size = 48 mm x 10 mm




Orientation,  
reference ext.  
u-phone jack



Attach FCC Label as shown  
Base Station / 3F0-002-02(X)  
Label Size = 55 mm x 56 mm

**NOTE:** Align Label  
with the (3) LED  
locations



(Exploded View)