

ANNEX H: The EUT Appearances and Test Configuration



a: EUT

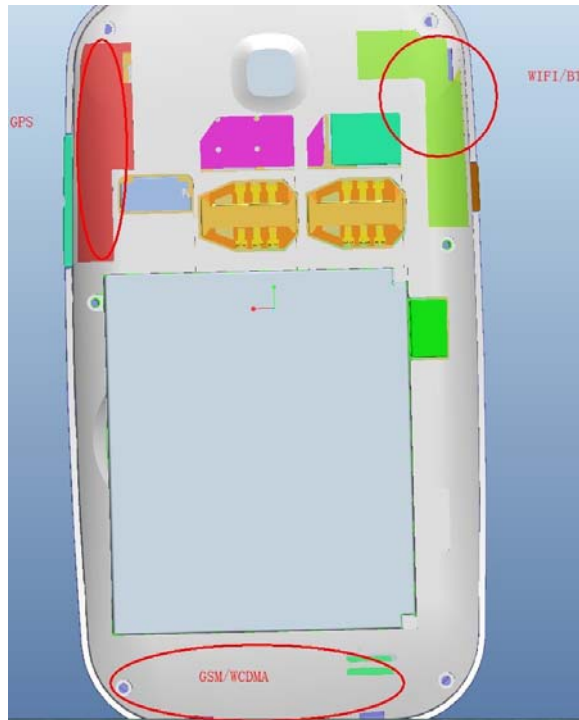


b: battery

TA Technology (Shanghai) Co., Ltd.
Test Report

Report No.: RXA1305-0054SAR01R2

Page 150 of 155



c: Back Side

Picture 6: Constituents of EUT



Picture 7: Left Hand Touch Cheek Position



Picture 8: Left Hand Tilt 15 Degree Position




Picture 9: Right Hand Touch Cheek Position




Picture 10: Right Hand Tilt 15 Degree Position




Picture 11: Back Side, the distance from handset to the bottom of the Phantom is 10mm



Picture 12: Front Side, the distance from handset to the bottom of the Phantom is 10mm



Picture 13: Left Edge, the distance from handset to the bottom of the Phantom is 10mm




Picture 14: Right Edge, the distance from handset to the bottom of the Phantom is 10mm

TA Technology (Shanghai) Co., Ltd.
Test Report

Report No.: RXA1305-0054SAR01R2

Page 155 of 155



Picture 15: Bottom Edge, the distance from handset to the bottom of the Phantom is 10mm

|