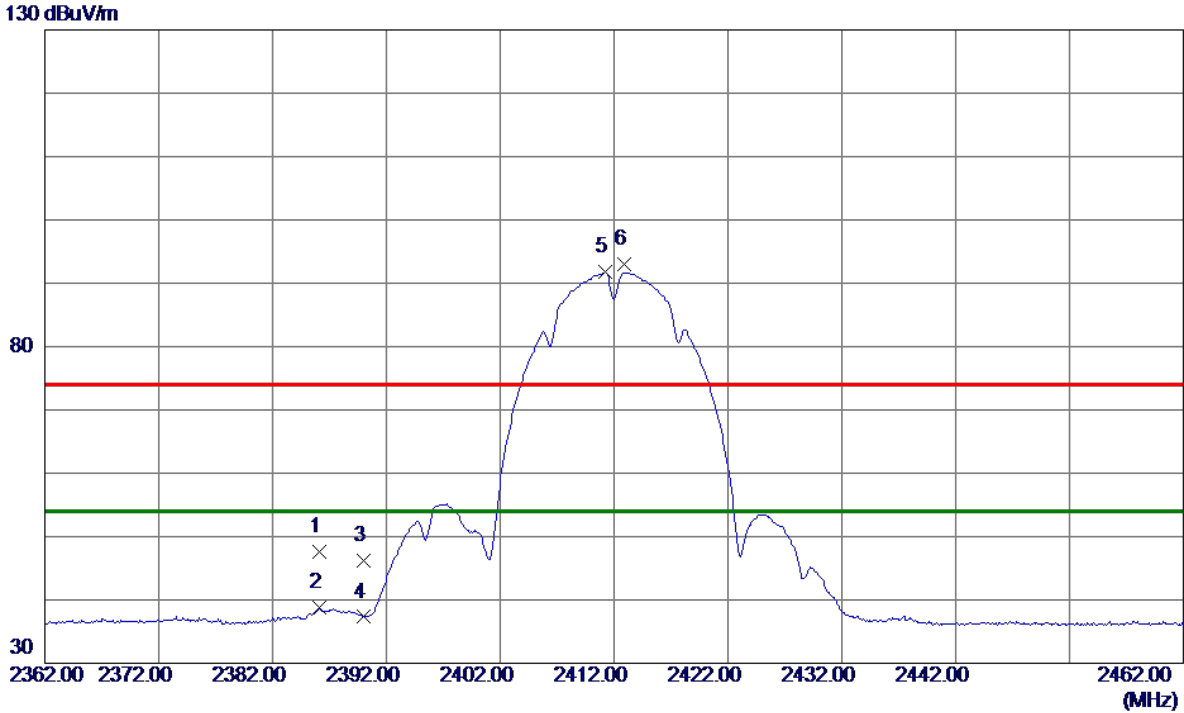


APPENDIX D - RADIATED EMISSION- ABOVE 1000 MHZ

Test Mode: TX B Mode 2412 MHz

Vertical



No.	Freq. MHz	Reading Level dBuV/m	Correct Factor dB	Measure ment dBuV/m	Limit dBuV/m	Margin dB	Detector	Comment
1	2386.1500	40.97	6.54	47.51	74.00	-26.49	Peak	
2	2386.1500	32.17	6.54	38.71	54.00	-15.29	AVG	
3	2390.0000	39.65	6.53	46.18	74.00	-27.82	Peak	
4	2390.0000	30.77	6.53	37.30	54.00	-16.70	AVG	
5 *	2411.2000	85.21	6.51	91.72	54.00	37.72	AVG	No Limit
6	2412.9000	86.47	6.51	92.98	74.00	18.98	Peak	No Limit

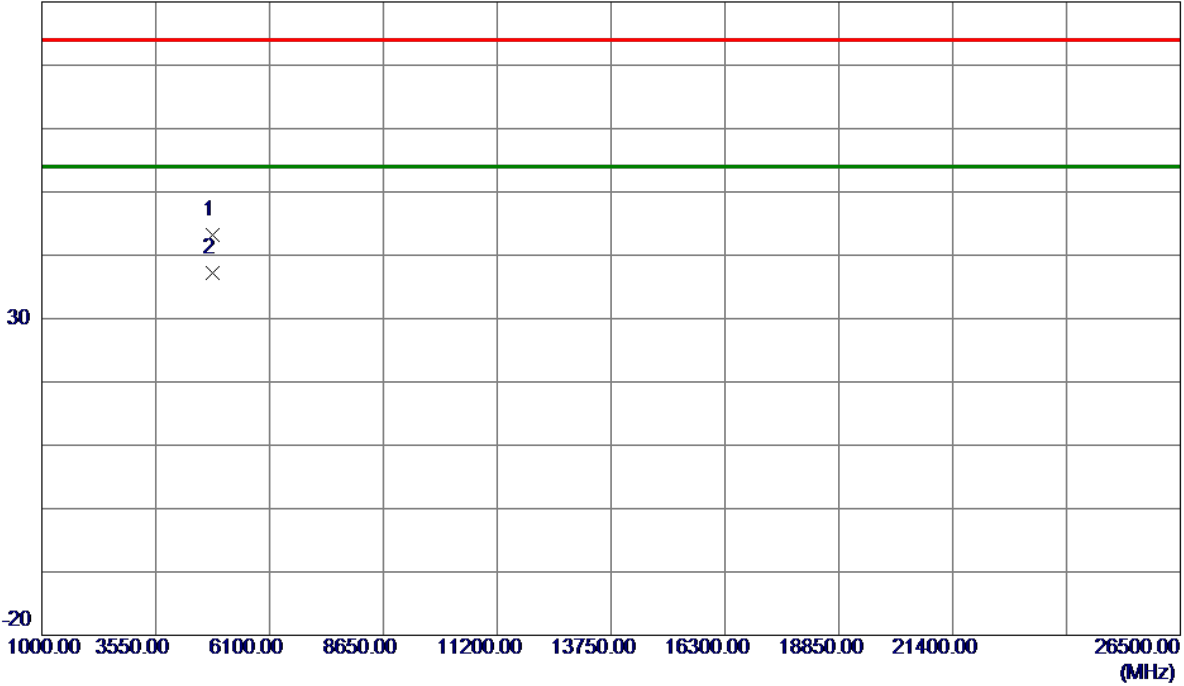
REMARKS:

- (1) Measurement Value = Reading Level + Correct Factor.
- (2) Margin Level = Measurement Value - Limit Value.

Test Mode: TX B Mode 2412 MHz

Vertical

80 dBuV/m



No.	Freq. MHz	Reading Level dBuV/m	Correct Factor dB	Measure ment dBuV/m	Limit dBuV/m	Margin dB	Detector	Comment
1	4823.9400	39.79	3.43	43.22	74.00	-30.78	Peak	
2 *	4823.9750	33.80	3.43	37.23	54.00	-16.77	AVG	

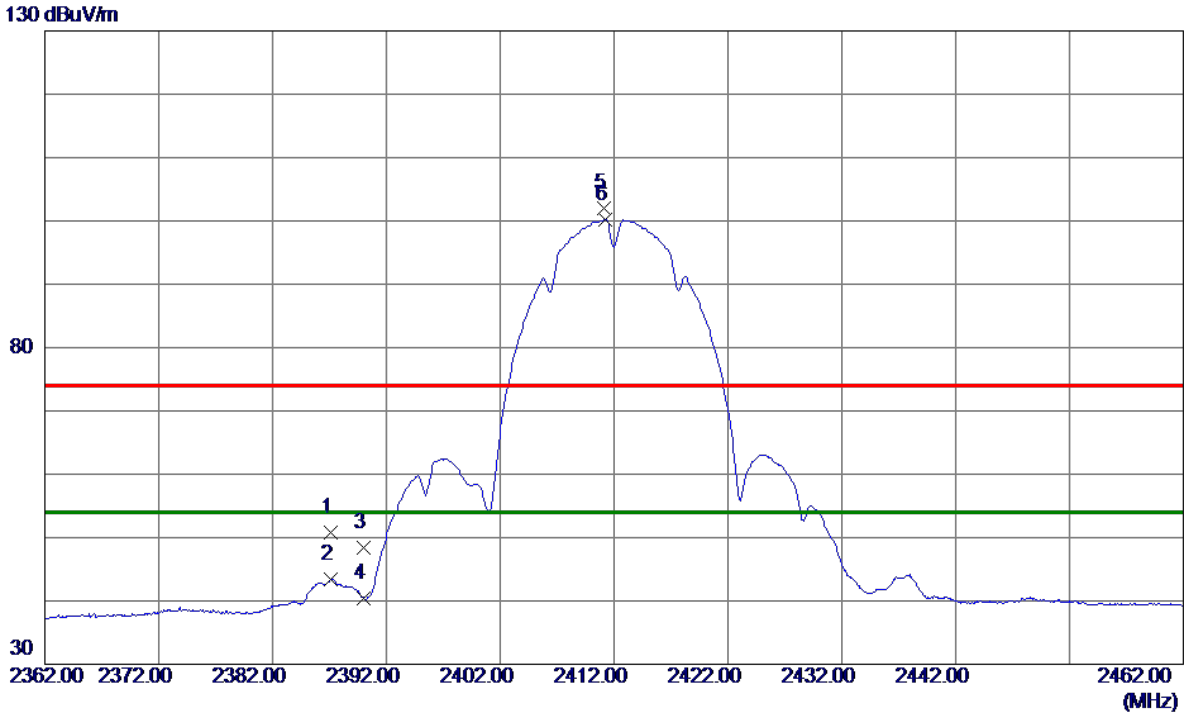
REMARKS:

(1) Measurement Value = Reading Level + Correct Factor.

(2) Margin Level = Measurement Value - Limit Value.

Test Mode: TX B Mode 2412 MHz

Horizontal



No.	Freq. MHz	Reading Level dBuV/m	Correct Factor dB	Measure ment dBuV/m	Limit dBuV/m	Margin dB	Detector	Comment
1	2387.1500	44.35	6.53	50.88	74.00	-23.12	Peak	
2	2387.1500	36.86	6.53	43.39	54.00	-10.61	AVG	
3	2390.0000	41.89	6.53	48.42	74.00	-25.58	Peak	
4	2390.0000	33.93	6.53	40.46	54.00	-13.54	AVG	
5	2411.1500	95.56	6.51	102.07	74.00	28.07	Peak	No Limit
6 *	2411.2500	93.73	6.51	100.24	54.00	46.24	AVG	No Limit

REMARKS:

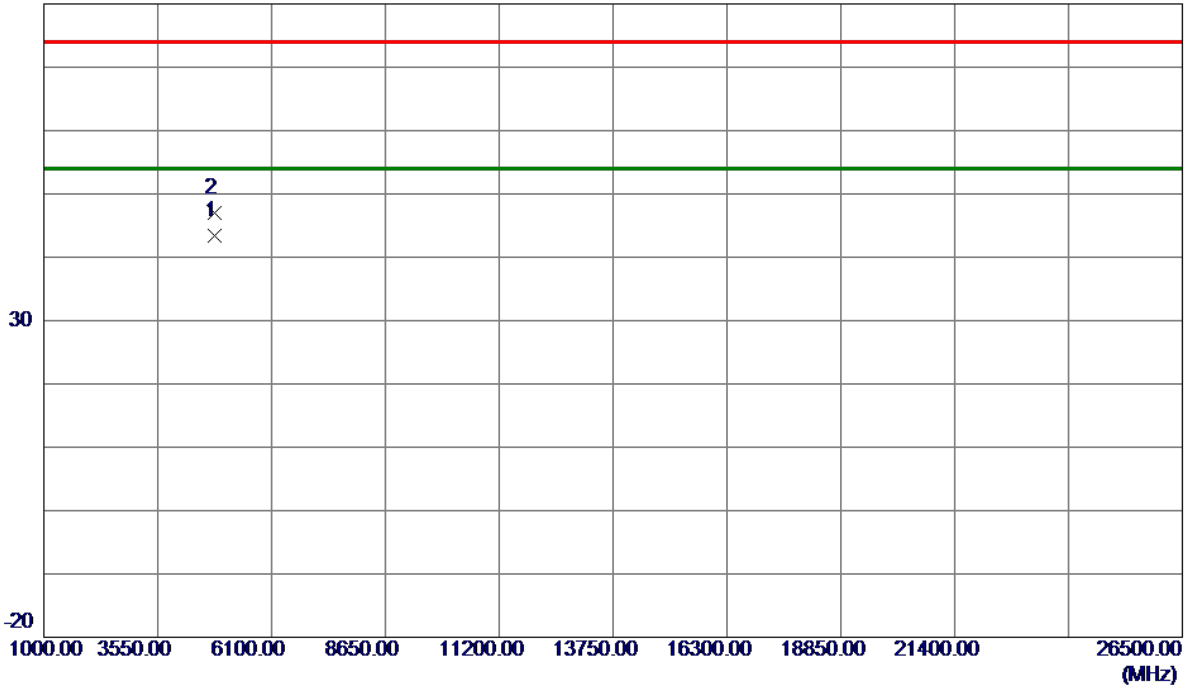
(1) Measurement Value = Reading Level + Correct Factor.

(2) Margin Level = Measurement Value - Limit Value.

Test Mode: TX B Mode 2412 MHz

Horizontal

80 dBuV/m



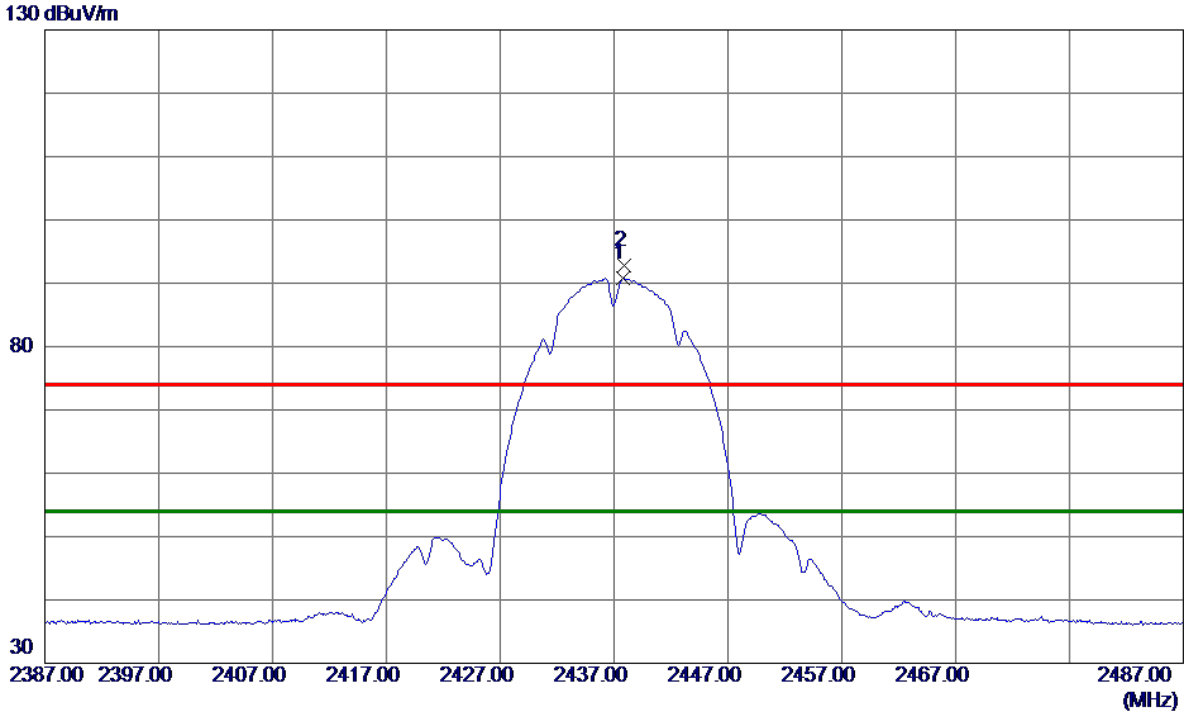
No.	Freq. MHz	Reading Level dBuV/m	Correct Factor dB	Measure ment dBuV/m	Limit dBuV/m	Margin dB	Detector	Comment
1 *	4823.9900	39.91	3.43	43.34	54.00	-10.66	AVG	
2	4824.0050	43.58	3.43	47.01	74.00	-26.99	Peak	

REMARKS:

- (1) Measurement Value = Reading Level + Correct Factor.
- (2) Margin Level = Measurement Value - Limit Value.

Test Mode: TX B Mode 2437 MHz

Vertical



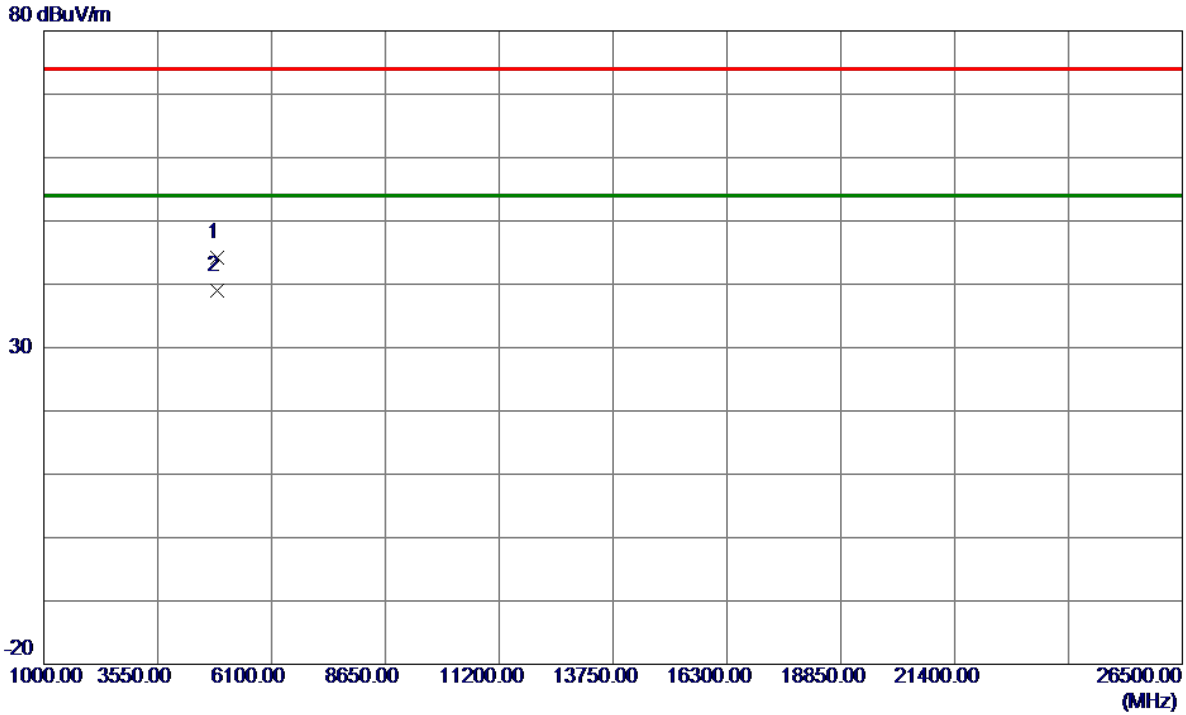
No.	Freq. MHz	Reading Level dBuV/m	Correct Factor dB	Measure ment dBuV/m	Limit dBuV/m	Margin dB	Detector	Comment
1 *	2437.8000	84.30	6.48	90.78	54.00	36.78	AVG	No Limit
2	2437.9000	86.26	6.48	92.74	74.00	18.74	Peak	No Limit

REMARKS:

- (1) Measurement Value = Reading Level + Correct Factor.
- (2) Margin Level = Measurement Value - Limit Value.

Test Mode: TX B Mode 2437 MHz

Vertical



No.	Freq. MHz	Reading Level dBuV/m	Correct Factor dB	Measure ment dBuV/m	Limit dBuV/m	Margin dB	Detector	Comment
1	4873.8100	40.70	3.58	44.28	74.00	-29.72	Peak	
2 *	4873.9700	35.51	3.58	39.09	54.00	-14.91	AVG	

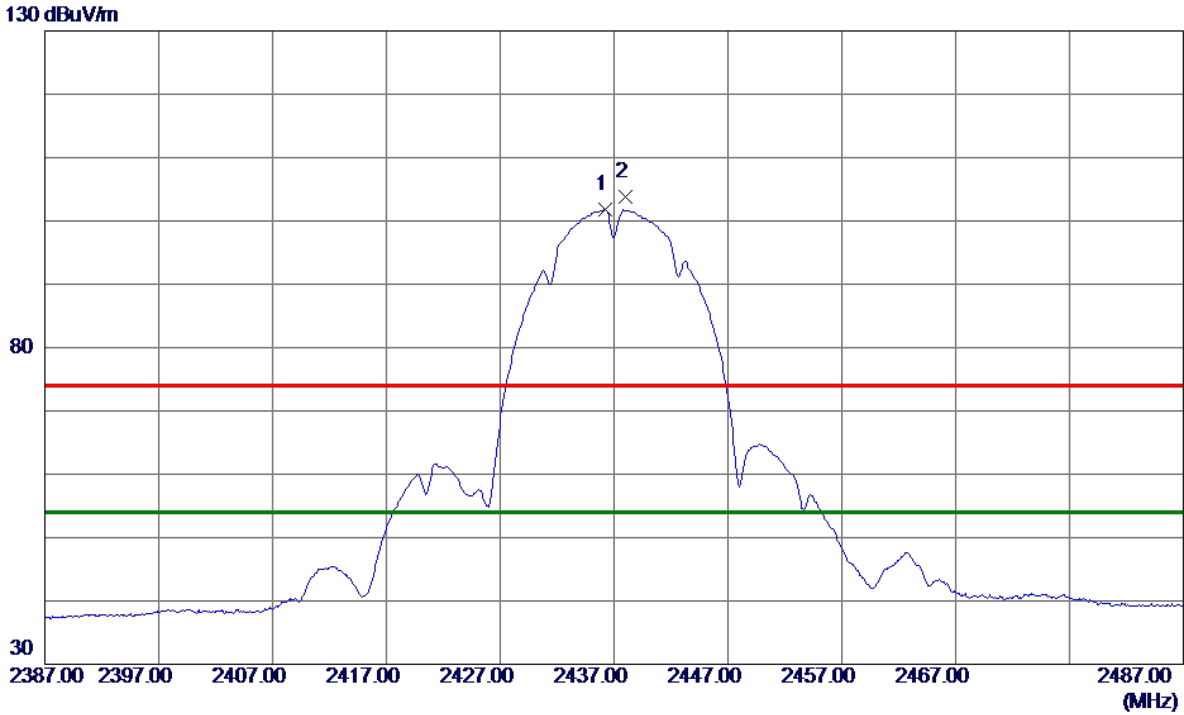
REMARKS:

(1) Measurement Value = Reading Level + Correct Factor.

(2) Margin Level = Measurement Value - Limit Value.

Test Mode: TX B Mode 2437 MHz

Horizontal



No.	Freq. MHz	Reading Level dBuV/m	Correct Factor dB	Measure ment dBuV/m	Limit dBuV/m	Margin dB	Detector	Comment
1 *	2436.2000	95.25	6.48	101.73	54.00	47.73	AVG	No Limit
2	2437.9500	97.28	6.48	103.76	74.00	29.76	Peak	No Limit

REMARKS:

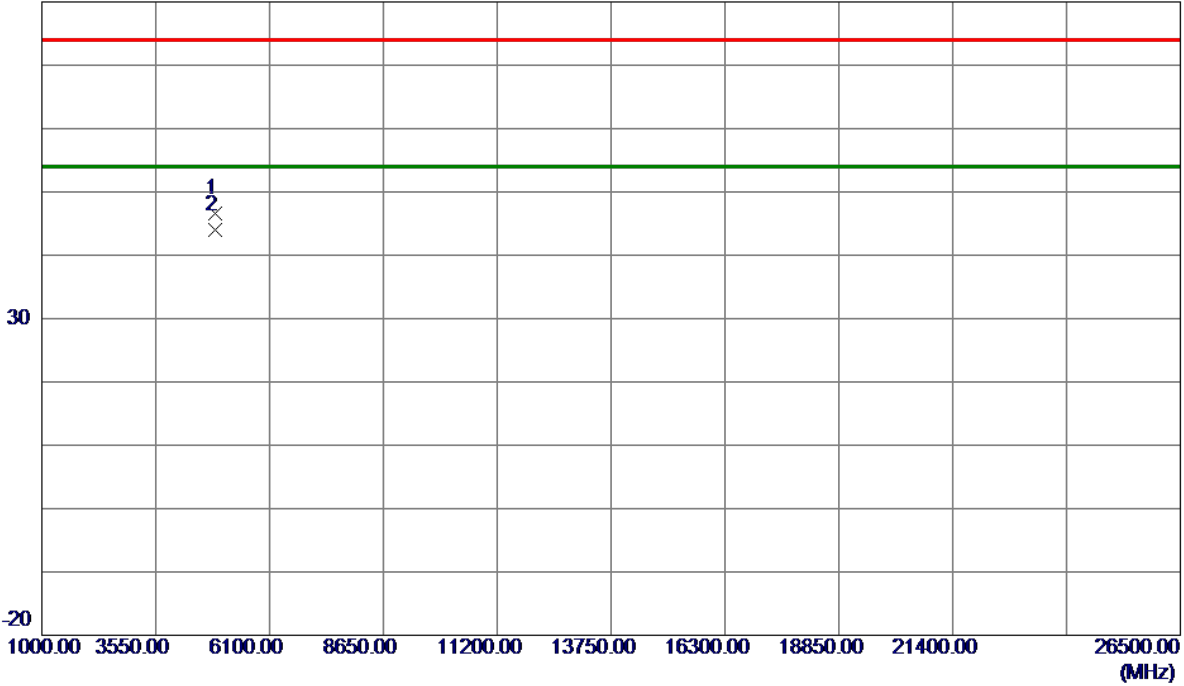
(1) Measurement Value = Reading Level + Correct Factor.

(2) Margin Level = Measurement Value - Limit Value.

Test Mode: TX B Mode 2437 MHz

Horizontal

80 dBuV/m



No.	Freq. MHz	Reading Level dBuV/m	Correct Factor dB	Measure ment dBuV/m	Limit dBuV/m	Margin dB	Detector	Comment
1	4873.8300	43.04	3.58	46.62	74.00	-27.38	Peak	
2 *	4873.9850	40.40	3.58	43.98	54.00	-10.02	AVG	

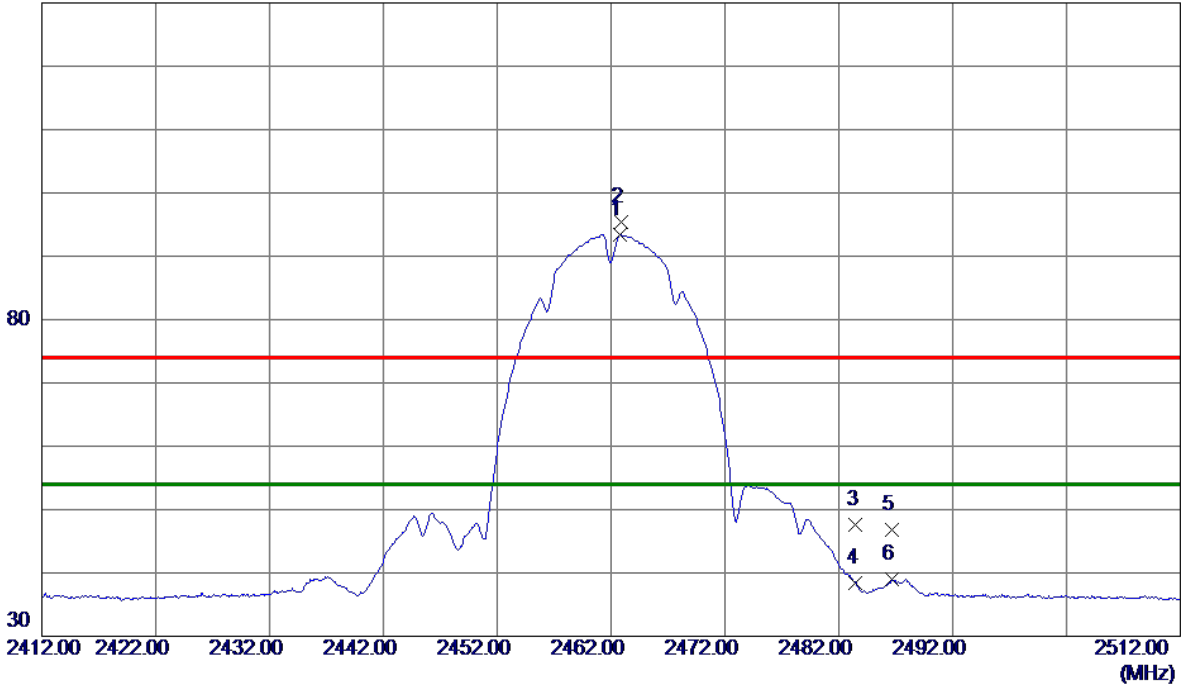
REMARKS:

- (1) Measurement Value = Reading Level + Correct Factor.
- (2) Margin Level = Measurement Value - Limit Value.

Test Mode: TX B Mode 2462 MHz

Vertical

130 dBuV/m



No.	Freq. MHz	Reading Level dBuV/m	Correct Factor dB	Measure ment dBuV/m	Limit dBuV/m	Margin dB	Detector	Comment
1 *	2462.8000	86.94	6.45	93.39	54.00	39.39	AVG	No Limit
2	2462.9000	88.92	6.45	95.37	74.00	21.37	Peak	No Limit
3	2483.5000	41.18	6.42	47.60	74.00	-26.40	Peak	
4	2483.5000	31.97	6.42	38.39	54.00	-15.61	AVG	
5	2486.7000	40.38	6.42	46.80	74.00	-27.20	Peak	
6	2486.7000	32.55	6.42	38.97	54.00	-15.03	AVG	

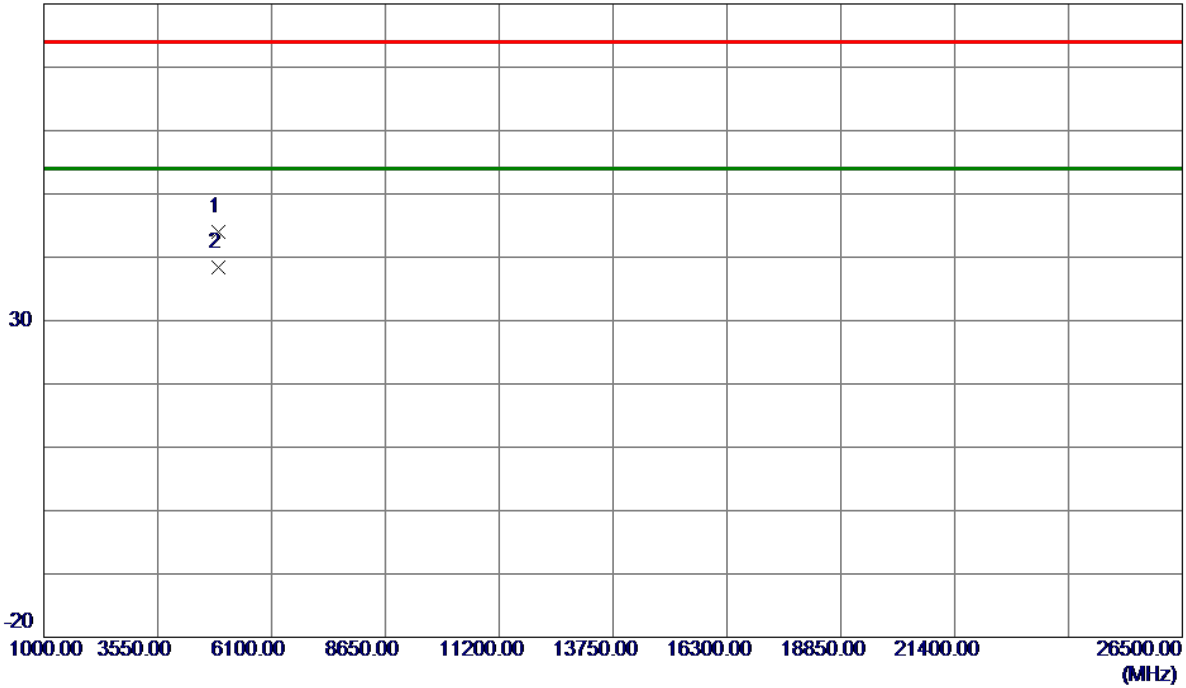
REMARKS:

- (1) Measurement Value = Reading Level + Correct Factor.
- (2) Margin Level = Measurement Value - Limit Value.

Test Mode: TX B Mode 2462 MHz

Vertical

80 dBuV/m



No.	Freq. MHz	Reading Level dBuV/m	Correct Factor dB	Measure ment dBuV/m	Limit dBuV/m	Margin dB	Detector	Comment
1	4923.9000	40.20	3.73	43.93	74.00	-30.07	Peak	
2 *	4923.9800	34.67	3.73	38.40	54.00	-15.60	AVG	

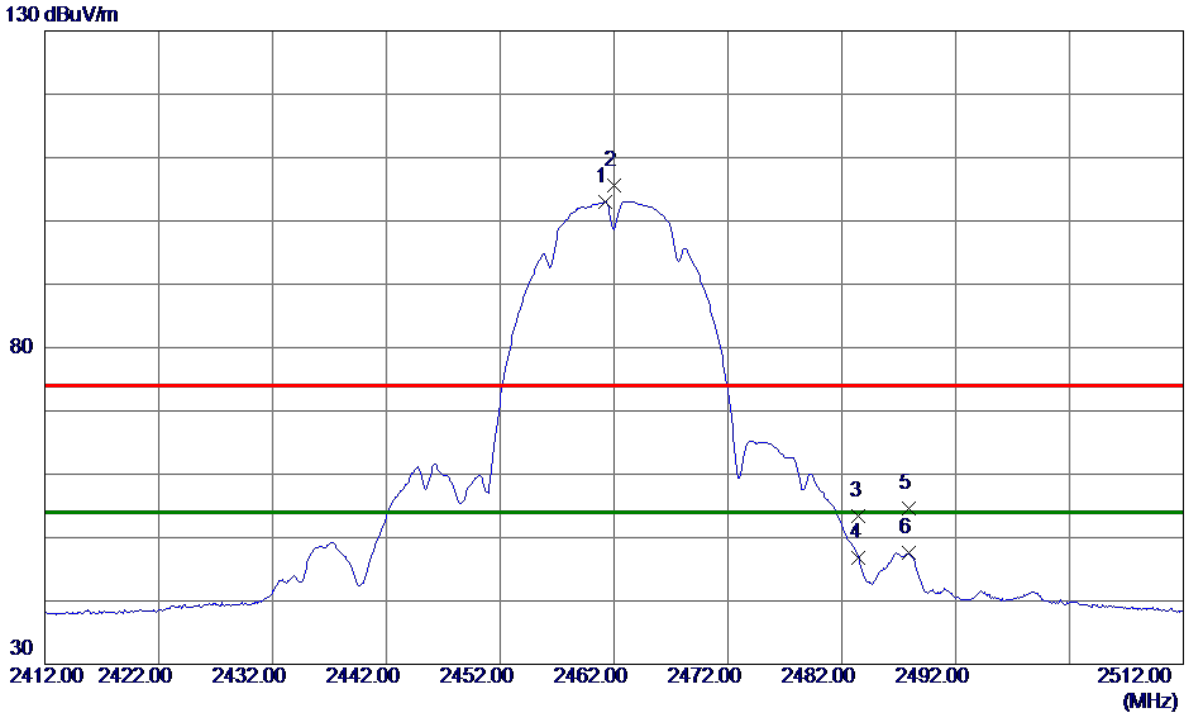
REMARKS:

(1) Measurement Value = Reading Level + Correct Factor.

(2) Margin Level = Measurement Value - Limit Value.

Test Mode: TX B Mode 2462 MHz

Horizontal



No.	Freq. MHz	Reading Level dBuV/m	Correct Factor dB	Measure ment dBuV/m	Limit dBuV/m	Margin dB	Detector	Comment
1 *	2461.2000	96.61	6.45	103.06	54.00	49.06	AVG	No Limit
2	2461.9500	99.24	6.45	105.69	74.00	31.69	Peak	No Limit
3	2483.5000	47.07	6.42	53.49	74.00	-20.51	Peak	
4	2483.5000	40.29	6.42	46.71	54.00	-7.29	AVG	
5	2487.8500	48.13	6.42	54.55	74.00	-19.45	Peak	
6	2487.8500	41.15	6.42	47.57	54.00	-6.43	AVG	

REMARKS:

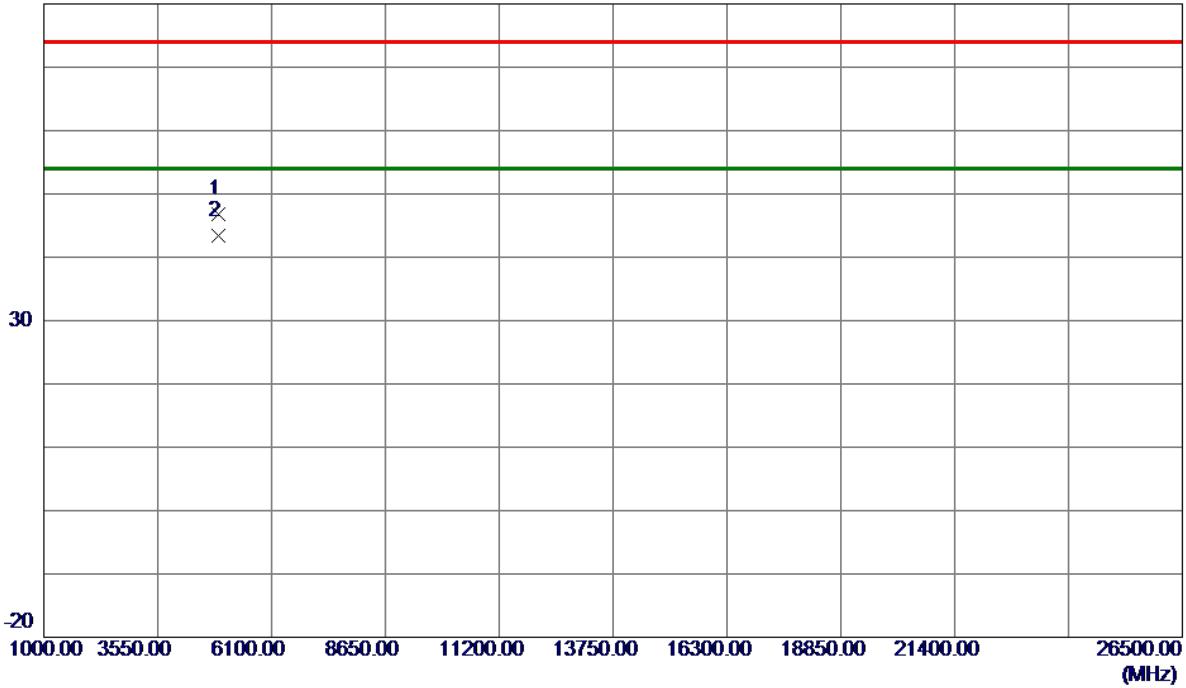
(1) Measurement Value = Reading Level + Correct Factor.

(2) Margin Level = Measurement Value - Limit Value.

Test Mode: TX B Mode 2462 MHz

Horizontal

80 dBuV/m



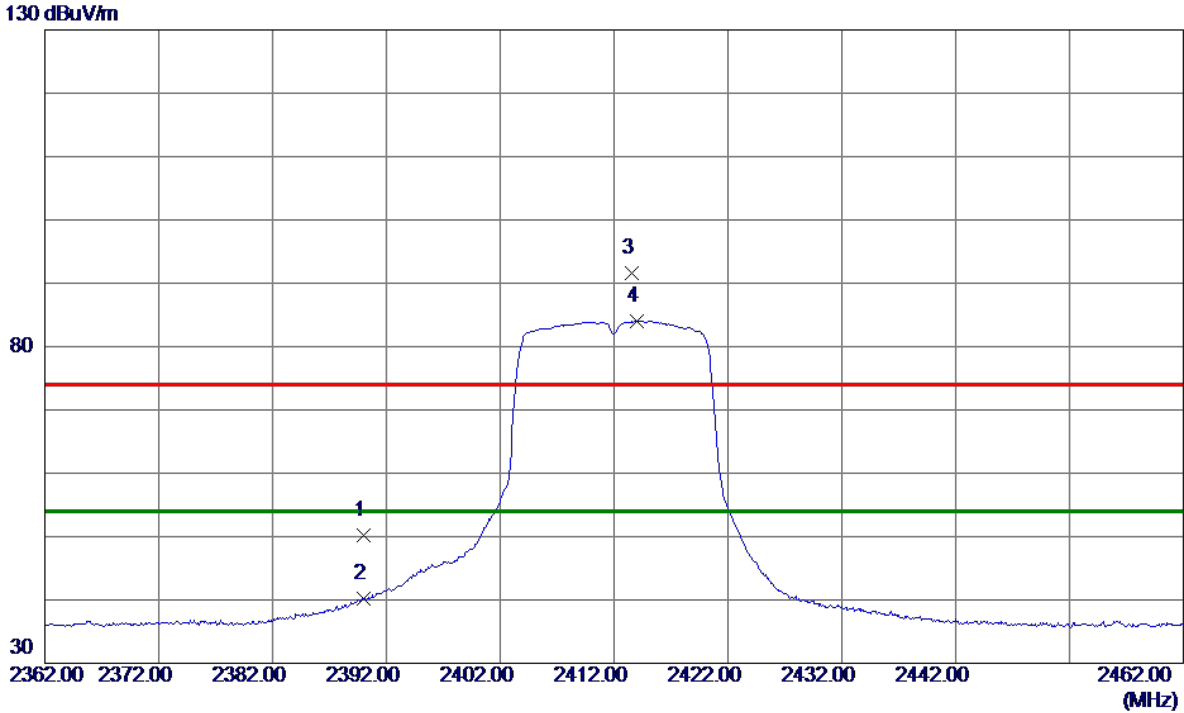
No.	Freq. MHz	Reading Level dBuV/m	Correct Factor dB	Measure ment dBuV/m	Limit dBuV/m	Margin dB	Detector	Comment
1	4923.7950	43.15	3.73	46.88	74.00	-27.12	Peak	
2 *	4923.9900	39.65	3.73	43.38	54.00	-10.62	AVG	

REMARKS:

- (1) Measurement Value = Reading Level + Correct Factor.
- (2) Margin Level = Measurement Value - Limit Value.

Test Mode: TX G Mode 2412 MHz

Vertical



No.	Freq. MHz	Reading Level dBuV/m	Correct Factor dB	Measure ment dBuV/m	Limit dBuV/m	Margin dB	Detector	Comment
1	2390.0000	43.62	6.53	50.15	74.00	-23.85	Peak	
2	2390.0000	33.58	6.53	40.11	54.00	-13.89	AVG	
3	2413.5500	85.19	6.50	91.69	74.00	17.69	Peak	No Limit
4 *	2414.0000	77.55	6.50	84.05	54.00	30.05	AVG	No Limit

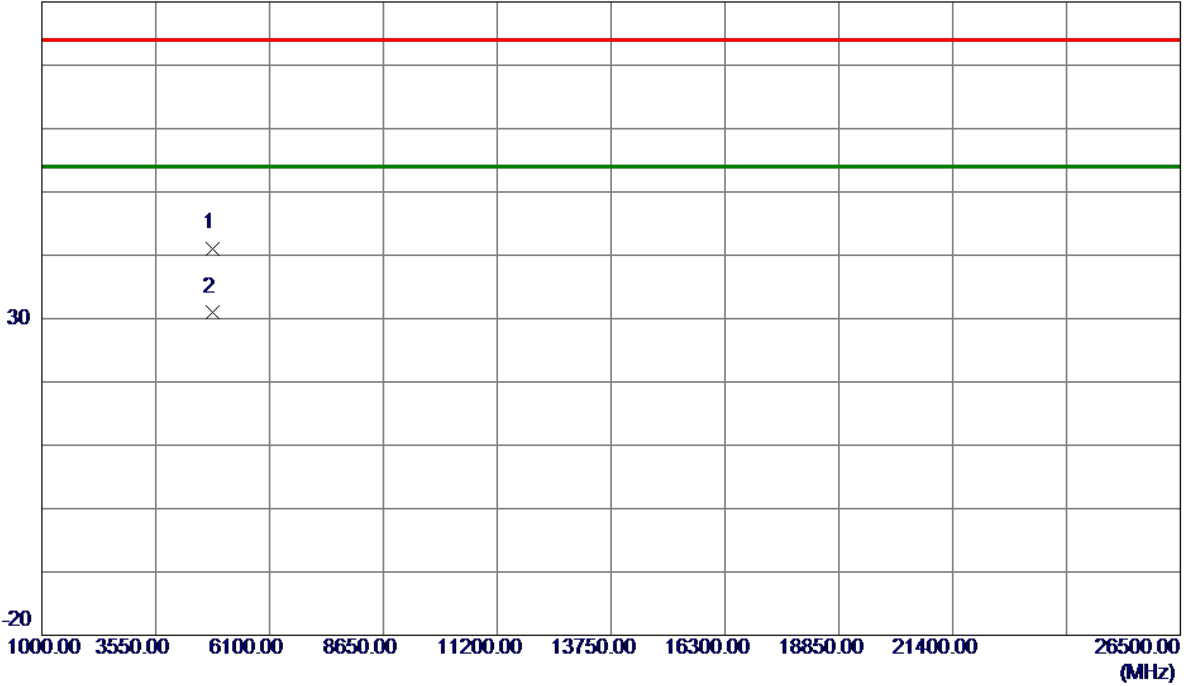
REMARKS:

- (1) Measurement Value = Reading Level + Correct Factor.
- (2) Margin Level = Measurement Value - Limit Value.

Test Mode: TX G Mode 2412 MHz

Vertical

80 dBuV/m



No.	Freq. MHz	Reading Level dBuV/m	Correct Factor dB	Measure ment dBuV/m	Limit dBuV/m	Margin dB	Detector	Comment
1	4822.9500	37.67	3.43	41.10	74.00	-32.90	Peak	
2 *	4824.0000	27.50	3.43	30.93	54.00	-23.07	AVG	

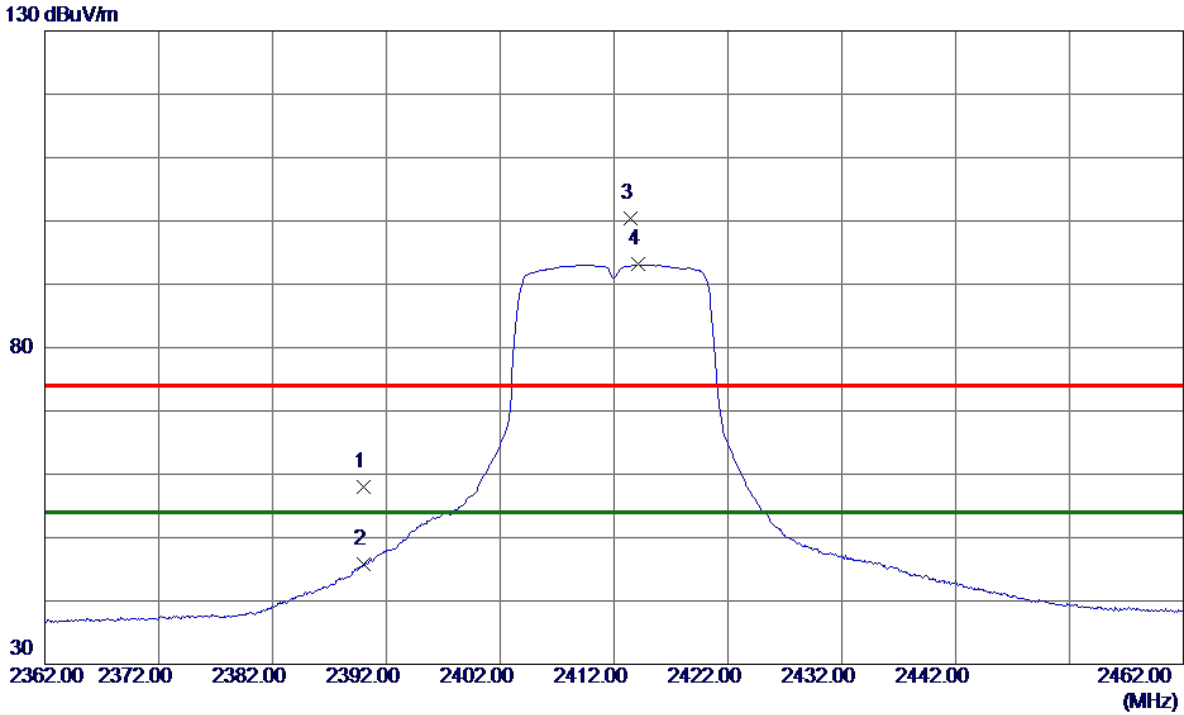
REMARKS:

(1) Measurement Value = Reading Level + Correct Factor.

(2) Margin Level = Measurement Value - Limit Value.

Test Mode: TX G Mode 2412 MHz

Horizontal



No.	Freq. MHz	Reading Level dBuV/m	Correct Factor dB	Measure ment dBuV/m	Limit dBuV/m	Margin dB	Detector	Comment
1	2390.0000	51.46	6.53	57.99	74.00	-16.01	Peak	
2	2390.0000	39.24	6.53	45.77	54.00	-8.23	AVG	
3	2413.4000	93.99	6.50	100.49	74.00	26.49	Peak	No Limit
4 *	2414.1000	86.62	6.50	93.12	54.00	39.12	AVG	No Limit

REMARKS:

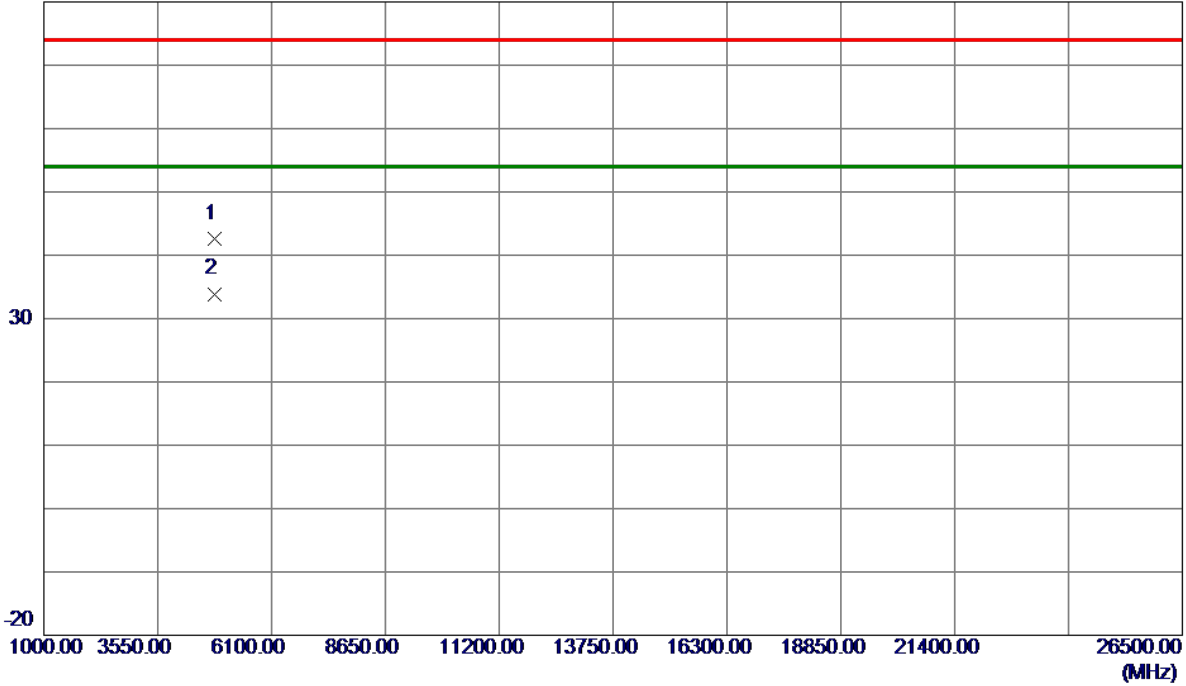
(1) Measurement Value = Reading Level + Correct Factor.

(2) Margin Level = Measurement Value - Limit Value.

Test Mode: TX G Mode 2412 MHz

Horizontal

80 dBuV/m



No.	Freq. MHz	Reading Level dBuV/m	Correct Factor dB	Measure ment dBuV/m	Limit dBuV/m	Margin dB	Detector	Comment
1	4820.0600	39.15	3.42	42.57	74.00	-31.43	Peak	
2 *	4824.0800	30.47	3.43	33.90	54.00	-20.10	AVG	

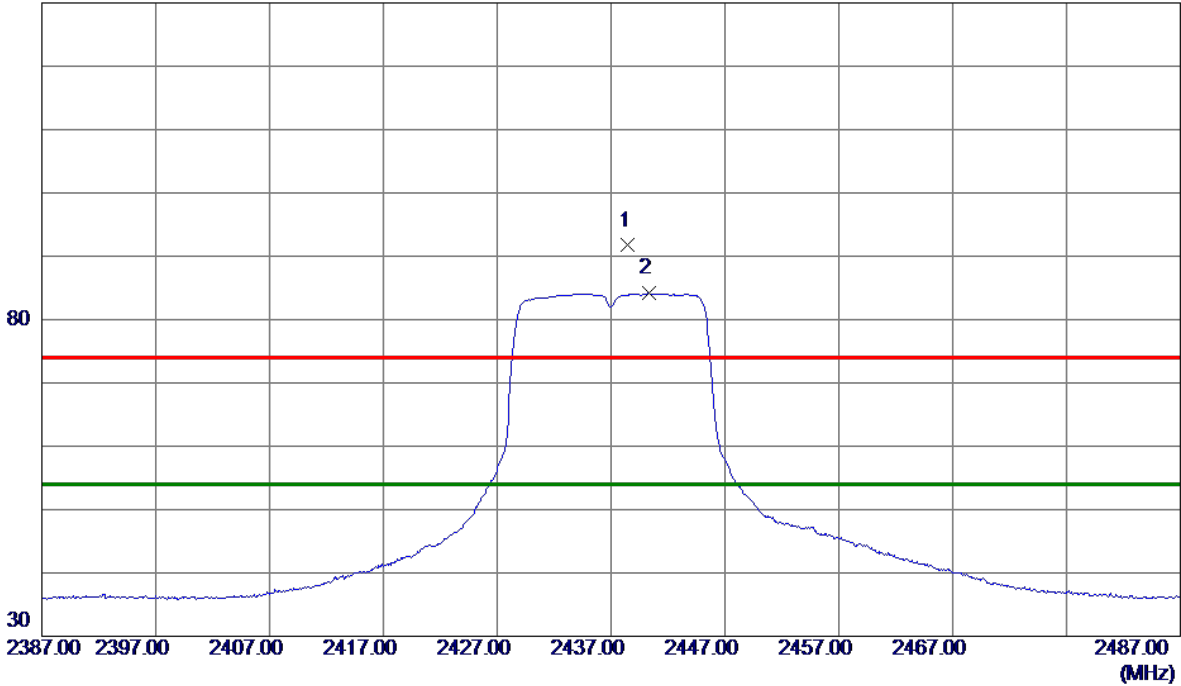
REMARKS:

- (1) Measurement Value = Reading Level + Correct Factor.
- (2) Margin Level = Measurement Value - Limit Value.

Test Mode: TX G Mode 2437 MHz

Vertical

130 dBuV/m



No.	Freq. MHz	Reading Level dBuV/m	Correct Factor dB	Measure ment dBuV/m	Limit dBuV/m	Margin dB	Detector	Comment
1	2438.5000	85.22	6.48	91.70	74.00	17.70	Peak	No Limit
2 *	2440.3000	77.64	6.47	84.11	54.00	30.11	AVG	No Limit

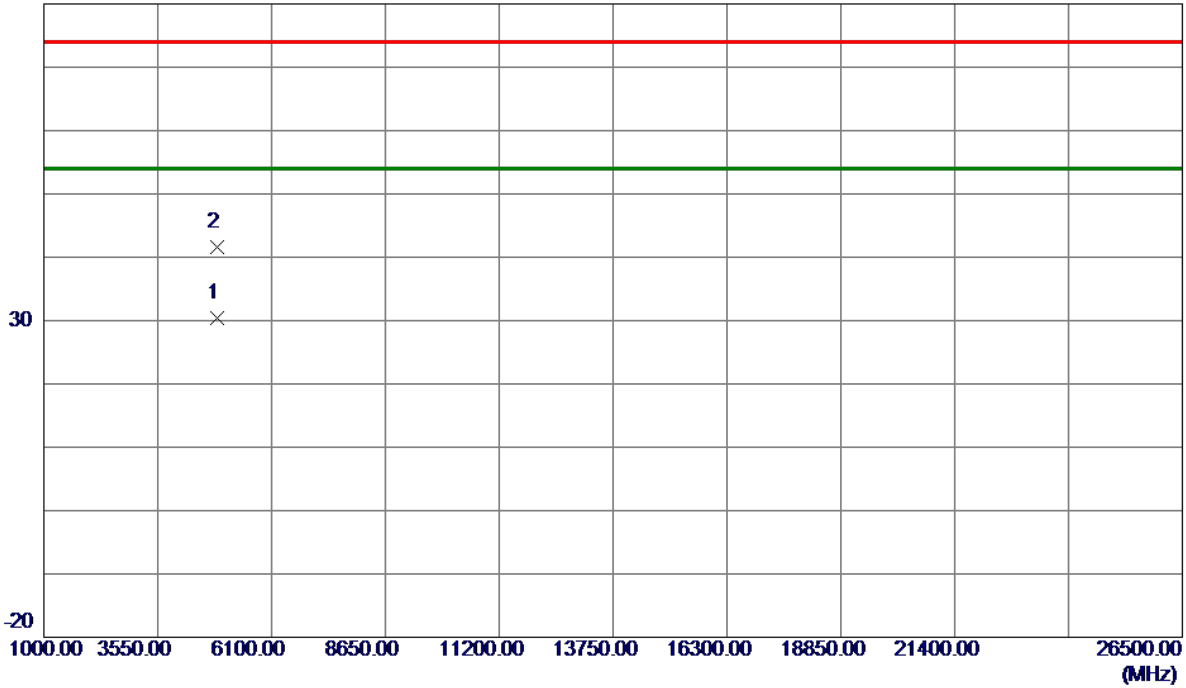
REMARKS:

- (1) Measurement Value = Reading Level + Correct Factor.
- (2) Margin Level = Measurement Value - Limit Value.

Test Mode: TX G Mode 2437 MHz

Vertical

80 dBuV/m



No.	Freq. MHz	Reading Level dBuV/m	Correct Factor dB	Measure ment dBuV/m	Limit dBuV/m	Margin dB	Detector	Comment
1 *	4874.1000	26.86	3.58	30.44	54.00	-23.56	AVG	
2	4880.1000	38.01	3.60	41.61	74.00	-32.39	Peak	

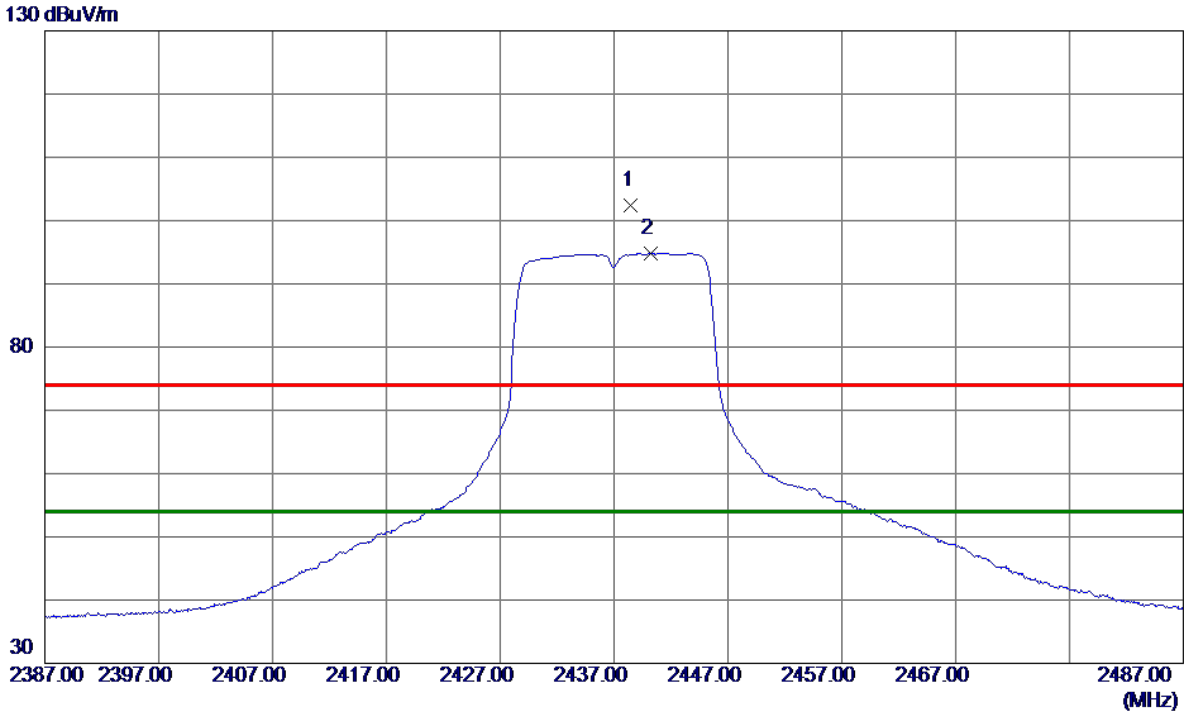
REMARKS:

(1) Measurement Value = Reading Level + Correct Factor.

(2) Margin Level = Measurement Value - Limit Value.

Test Mode: TX G Mode 2437 MHz

Horizontal



No.	Freq. MHz	Reading Level dBuV/m	Correct Factor dB	Measure ment dBuV/m	Limit dBuV/m	Margin dB	Detector	Comment
1	2438.5000	95.86	6.48	102.34	74.00	28.34	Peak	No Limit
2 *	2440.2000	88.37	6.47	94.84	54.00	40.84	AVG	No Limit

REMARKS:

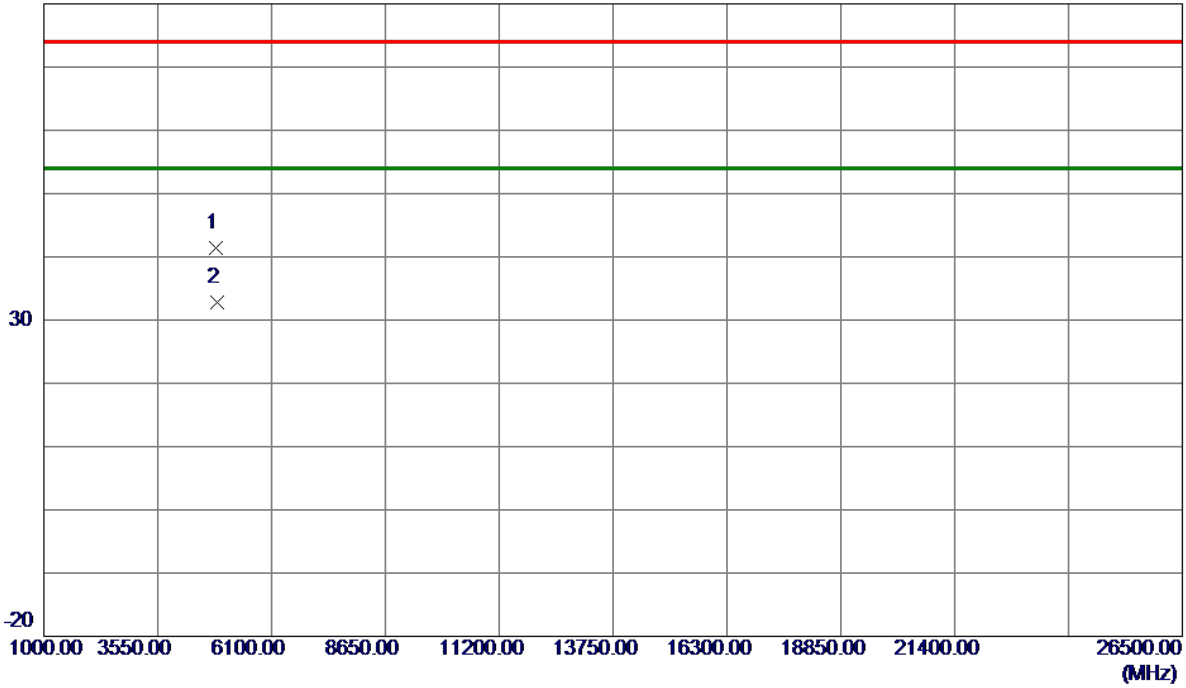
(1) Measurement Value = Reading Level + Correct Factor.

(2) Margin Level = Measurement Value - Limit Value.

Test Mode: TX G Mode 2437 MHz

Horizontal

80 dBuV/m



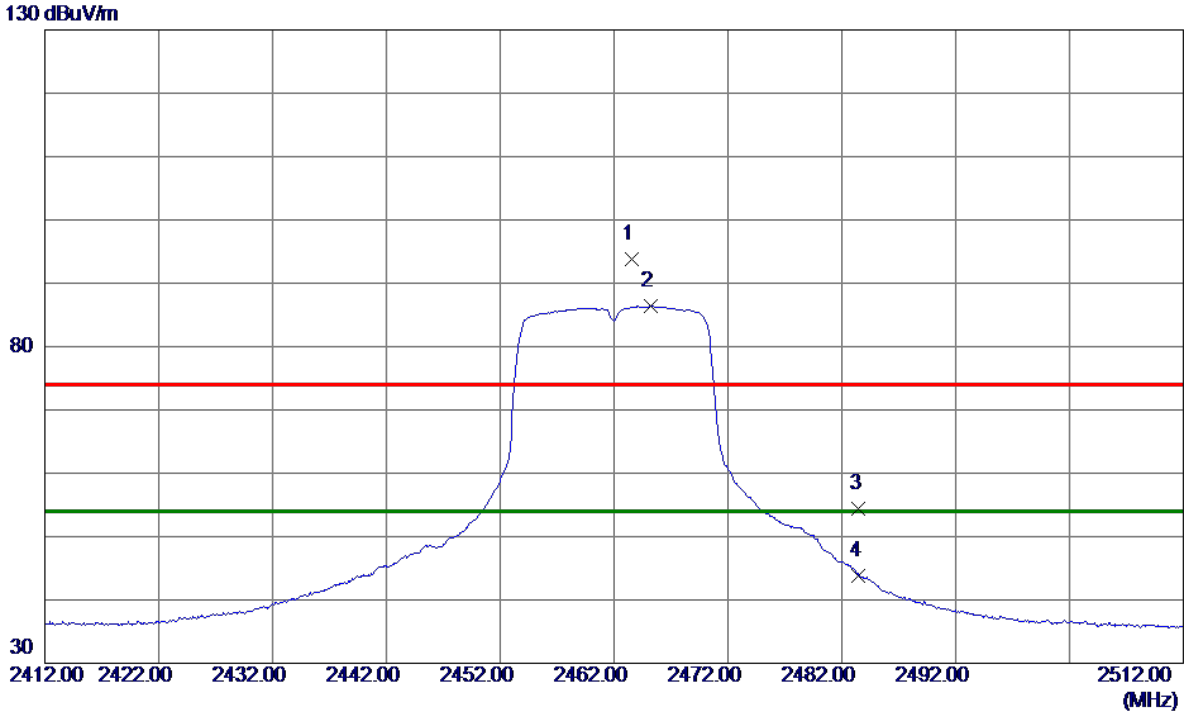
No.	Freq. MHz	Reading Level dBuV/m	Correct Factor dB	Measure ment dBuV/m	Limit dBuV/m	Margin dB	Detector	Comment
1	4864.4600	37.85	3.55	41.40	74.00	-32.60	Peak	
2 *	4873.9800	29.26	3.58	32.84	54.00	-21.16	AVG	

REMARKS:

- (1) Measurement Value = Reading Level + Correct Factor.
- (2) Margin Level = Measurement Value - Limit Value.

Test Mode: TX G Mode 2462 MHz

Vertical



No.	Freq. MHz	Reading Level dBuV/m	Correct Factor dB	Measure ment dBuV/m	Limit dBuV/m	Margin dB	Detector	Comment
1	2463.5500	87.30	6.45	93.75	74.00	19.75	Peak	No Limit
2 *	2465.2500	79.93	6.44	86.37	54.00	32.37	AVG	No Limit
3	2483.5000	47.90	6.42	54.32	74.00	-19.68	Peak	
4	2483.5000	37.43	6.42	43.85	54.00	-10.15	AVG	

REMARKS:

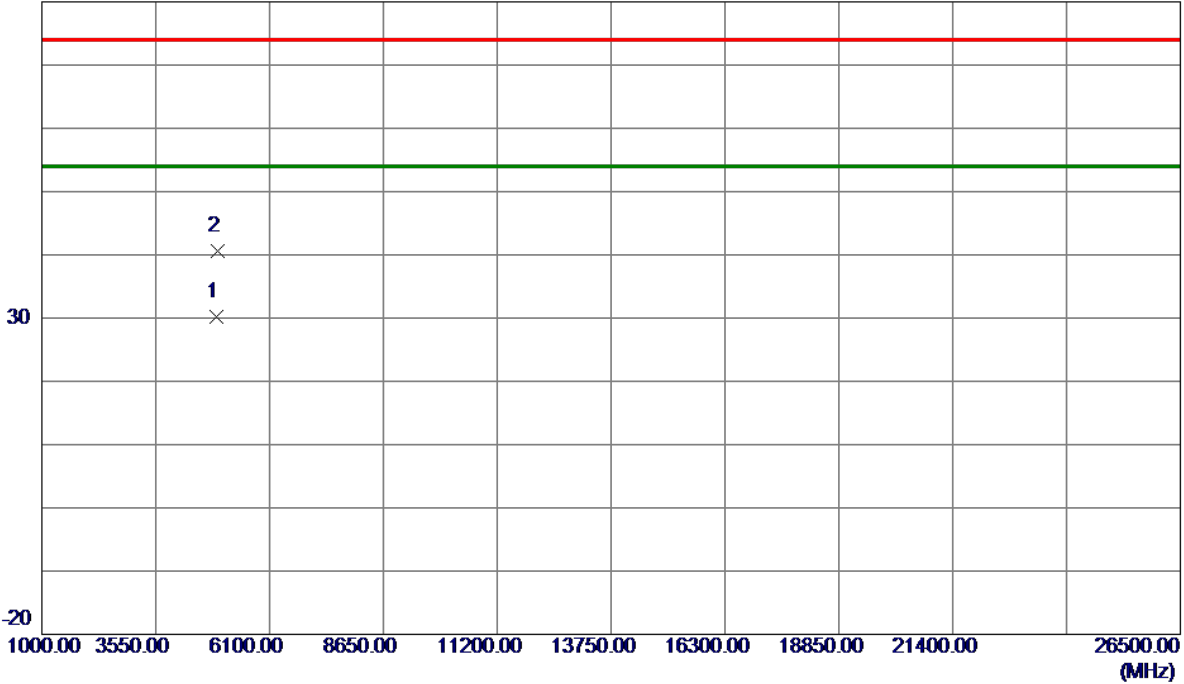
(1) Measurement Value = Reading Level + Correct Factor.

(2) Margin Level = Measurement Value - Limit Value.

Test Mode: TX G Mode 2462 MHz

Vertical

80 dBuV/m



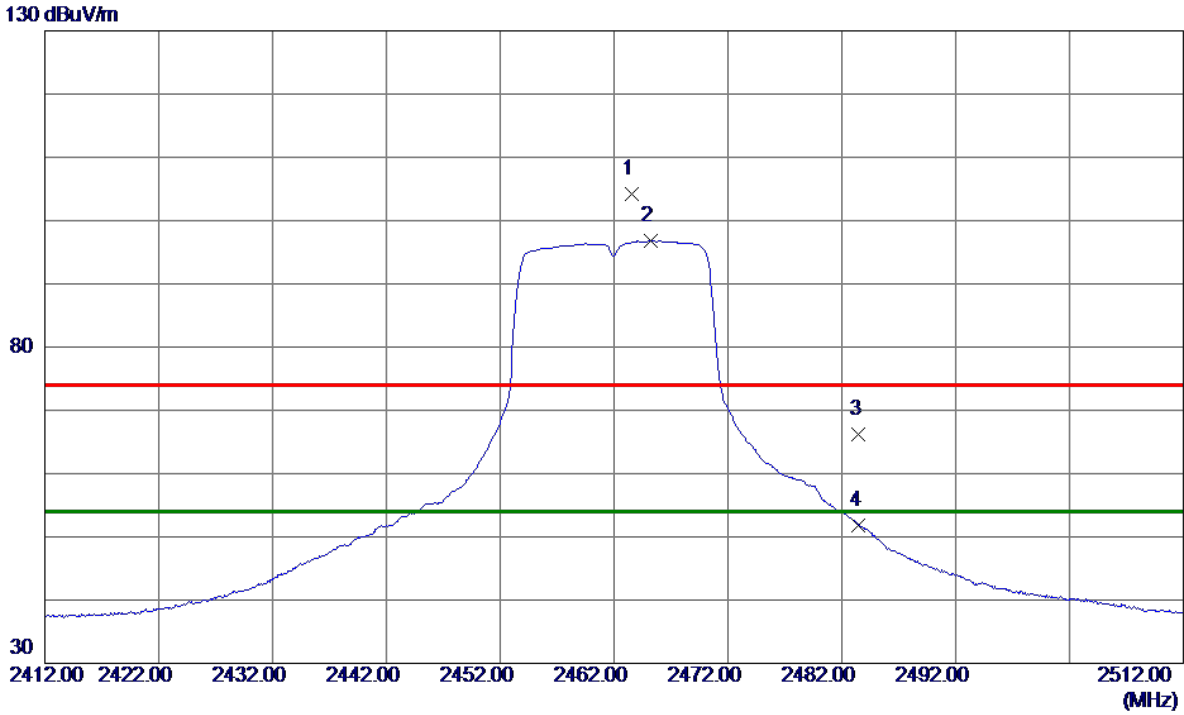
No.	Freq. MHz	Reading Level dBuV/m	Correct Factor dB	Measure ment dBuV/m	Limit dBuV/m	Margin dB	Detector	Comment
1 *	4922.5800	26.38	3.73	30.11	54.00	-23.89	AVG	
2	4930.2300	36.88	3.75	40.63	74.00	-33.37	Peak	

REMARKS:

- (1) Measurement Value = Reading Level + Correct Factor.
- (2) Margin Level = Measurement Value - Limit Value.

Test Mode: TX G Mode 2462 MHz

Horizontal



No.	Freq. MHz	Reading Level dBuV/m	Correct Factor dB	Measure ment dBuV/m	Limit dBuV/m	Margin dB	Detector	Comment
1	2463.5500	97.78	6.45	104.23	74.00	30.23	Peak	No Limit
2 *	2465.2500	90.39	6.44	96.83	54.00	42.83	AVG	No Limit
3	2483.5000	59.87	6.42	66.29	74.00	-7.71	Peak	
4	2483.5000	45.43	6.42	51.85	54.00	-2.15	AVG	

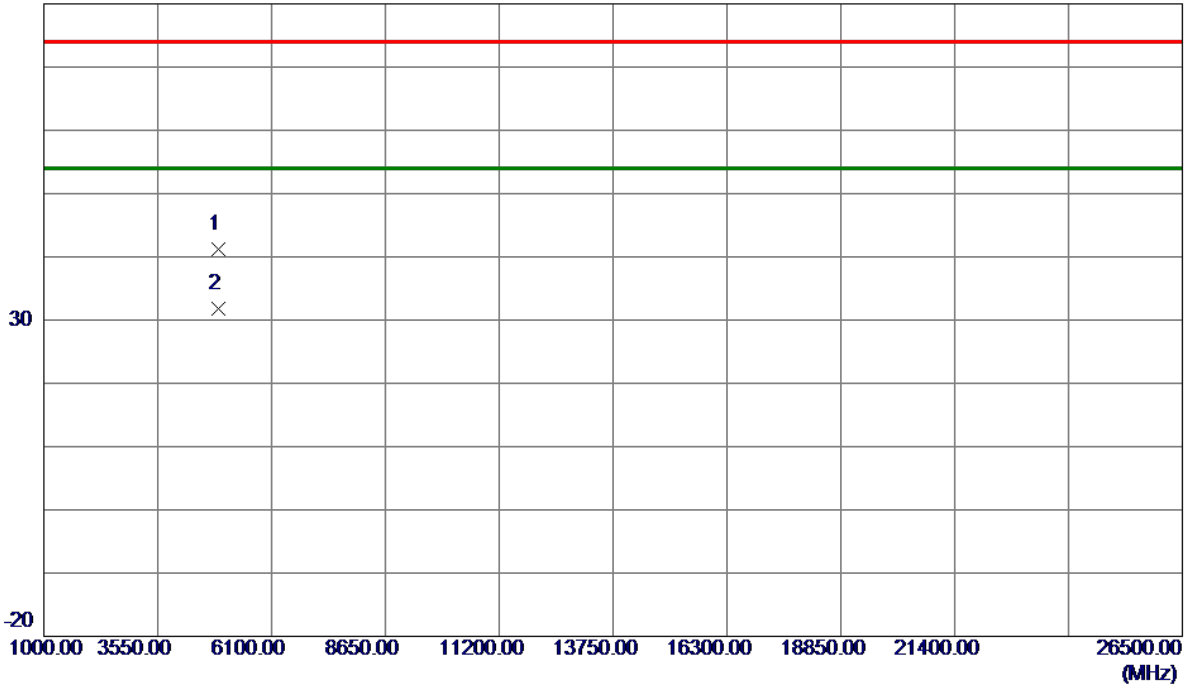
REMARKS:

- (1) Measurement Value = Reading Level + Correct Factor.
- (2) Margin Level = Measurement Value - Limit Value.

Test Mode: TX G Mode 2462 MHz

Horizontal

80 dBuV/m



No.	Freq. MHz	Reading Level dBuV/m	Correct Factor dB	Measure ment dBuV/m	Limit dBuV/m	Margin dB	Detector	Comment
1	4921.6400	37.42	3.72	41.14	74.00	-32.86	Peak	
2 *	4923.9300	28.07	3.73	31.80	54.00	-22.20	AVG	

REMARKS:

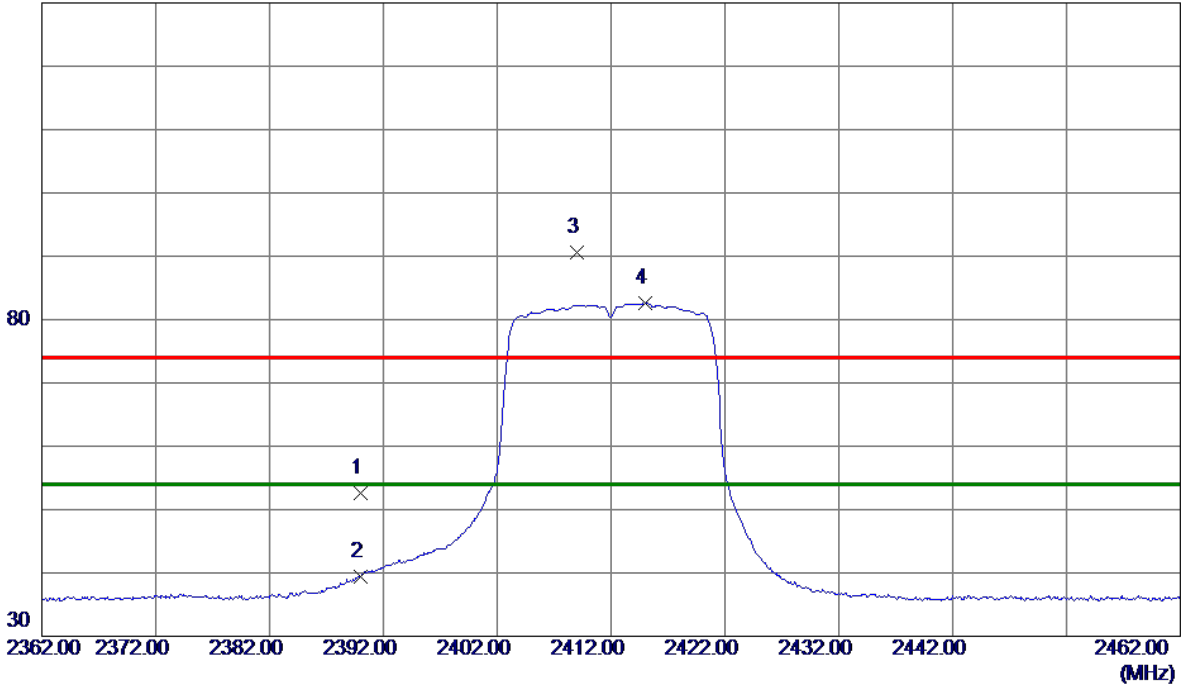
(1) Measurement Value = Reading Level + Correct Factor.

(2) Margin Level = Measurement Value - Limit Value.

Test Mode: TX N-20M Mode 2412 MHz

Vertical

130 dBuV/m



No.	Freq. MHz	Reading Level dBuV/m	Correct Factor dB	Measure ment dBuV/m	Limit dBuV/m	Margin dB	Detector	Comment
1	2390.0000	46.08	6.53	52.61	74.00	-21.39	Peak	
2	2390.0000	32.88	6.53	39.41	54.00	-14.59	AVG	
3	2409.0000	84.08	6.51	90.59	74.00	16.59	Peak	No Limit
4 *	2415.0500	76.08	6.50	82.58	54.00	28.58	AVG	No Limit

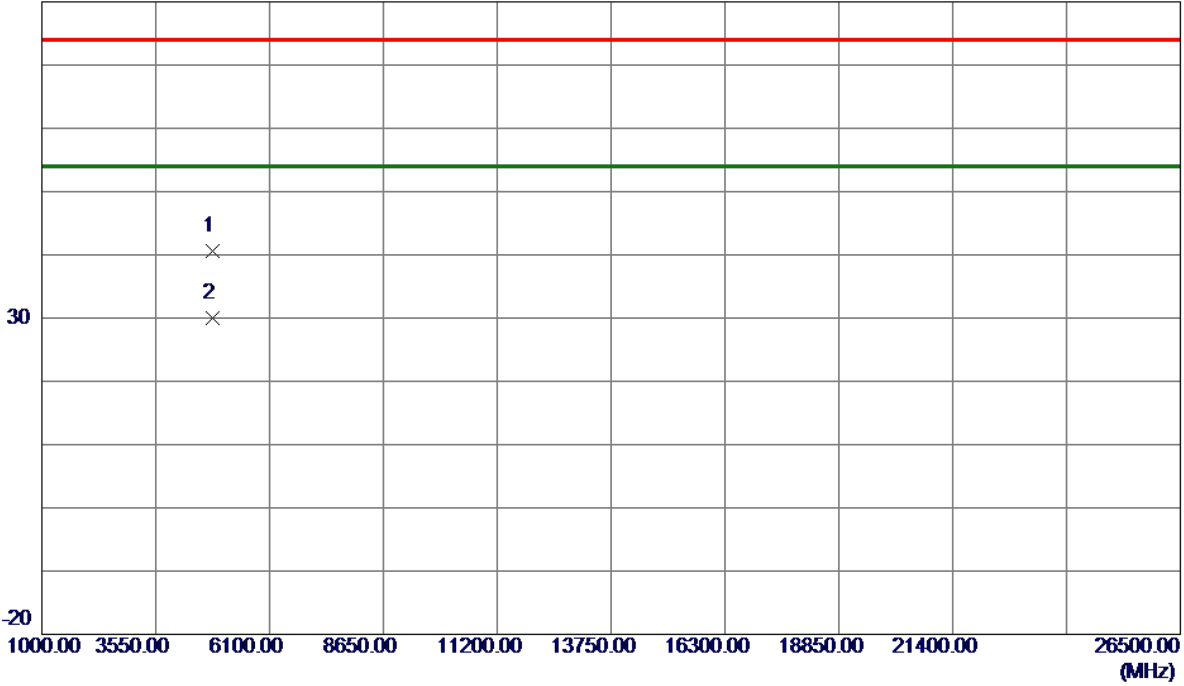
REMARKS:

- (1) Measurement Value = Reading Level + Correct Factor.
- (2) Margin Level = Measurement Value - Limit Value.

Test Mode: TX N-20M Mode 2412 MHz

Vertical

80 dBuV/m



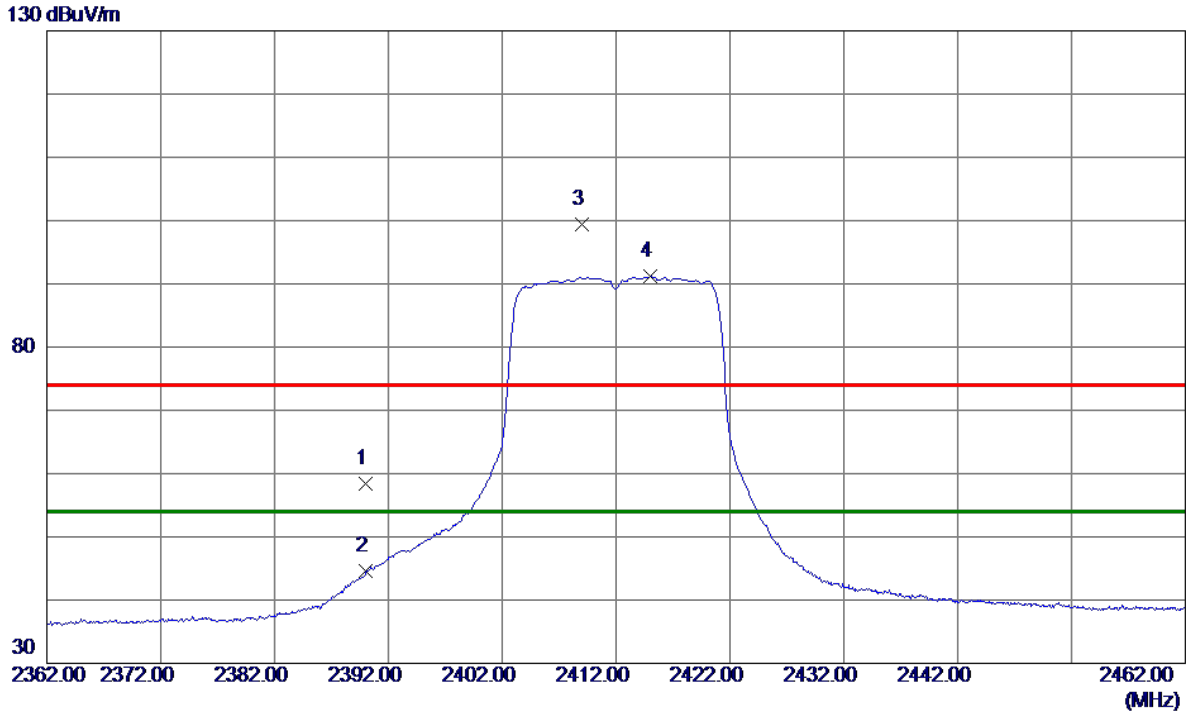
No.	Freq. MHz	Reading Level dBuV/m	Correct Factor dB	Measure ment dBuV/m	Limit dBuV/m	Margin dB	Detector	Comment
1	4816.6100	37.17	3.41	40.58	74.00	-33.42	Peak	
2 *	4823.6500	26.48	3.43	29.91	54.00	-24.09	AVG	

REMARKS:

- (1) Measurement Value = Reading Level + Correct Factor.
- (2) Margin Level = Measurement Value - Limit Value.

Test Mode: TX N-20M Mode 2412 MHz

Horizontal



No.	Freq. MHz	Reading Level dBuV/m	Correct Factor dB	Measure ment dBuV/m	Limit dBuV/m	Margin dB	Detector	Comment
1	2390.0000	51.96	6.53	58.49	74.00	-15.51	Peak	
2	2390.0000	38.02	6.53	44.55	54.00	-9.45	AVG	
3	2409.0000	92.83	6.51	99.34	74.00	25.34	Peak	No Limit
4 *	2415.0000	84.65	6.50	91.15	54.00	37.15	AVG	No Limit

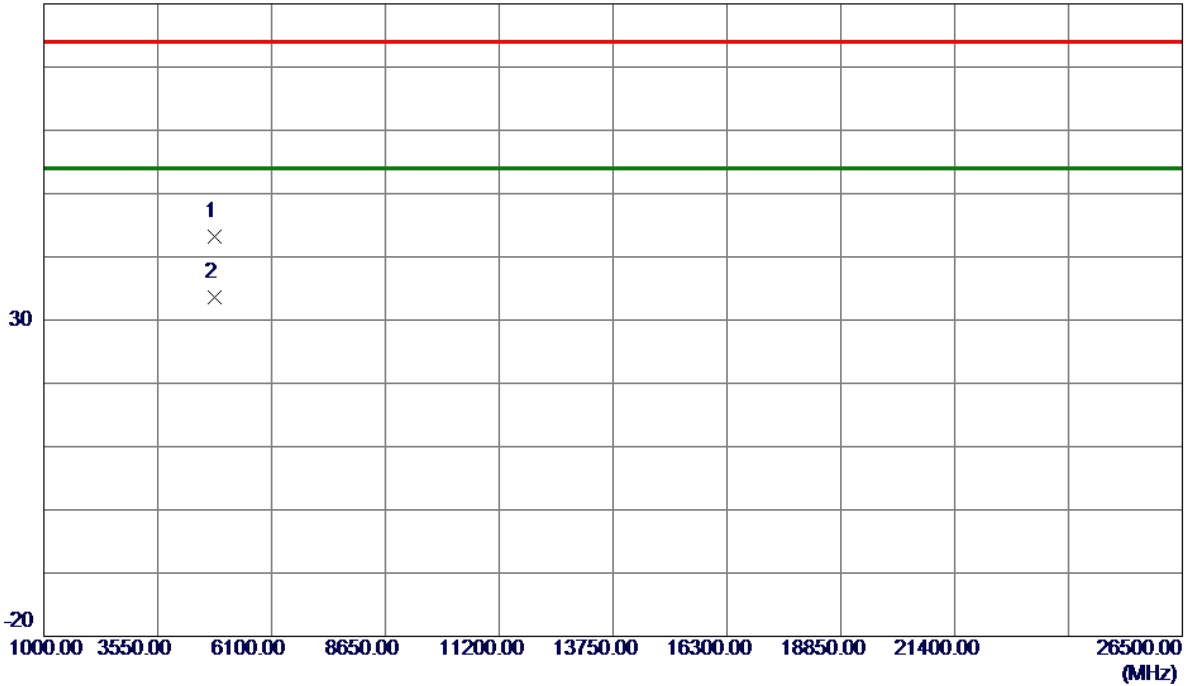
REMARKS:

- (1) Measurement Value = Reading Level + Correct Factor.
- (2) Margin Level = Measurement Value - Limit Value.

Test Mode: TX N-20M Mode 2412 MHz

Horizontal

80 dBuV/m



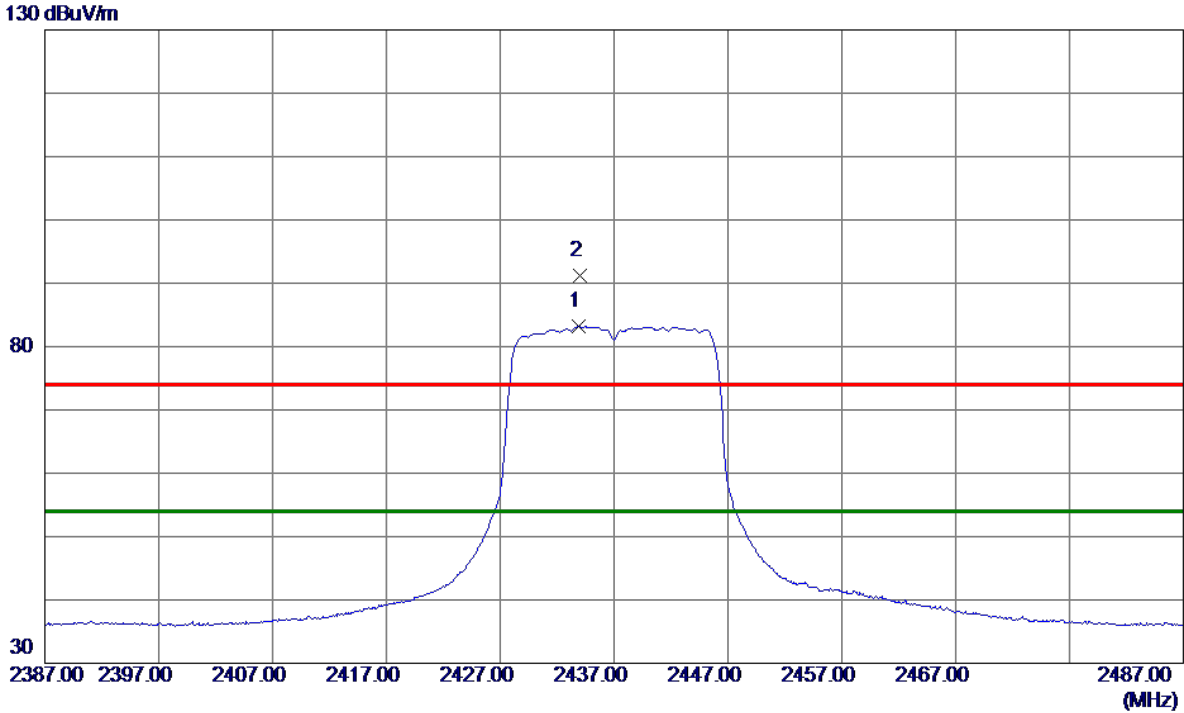
No.	Freq. MHz	Reading Level dBuV/m	Correct Factor dB	Measure ment dBuV/m	Limit dBuV/m	Margin dB	Detector	Comment
1	4817.6600	39.75	3.41	43.16	74.00	-30.84	Peak	
2 *	4823.9100	30.10	3.43	33.53	54.00	-20.47	AVG	

REMARKS:

- (1) Measurement Value = Reading Level + Correct Factor.
- (2) Margin Level = Measurement Value - Limit Value.

Test Mode: TX N-20M Mode 2437 MHz

Vertical



No.	Freq. MHz	Reading Level dBuV/m	Correct Factor dB	Measure ment dBuV/m	Limit dBuV/m	Margin dB	Detector	Comment
1 *	2433.8500	76.66	6.48	83.14	54.00	29.14	AVG	No Limit
2	2433.9500	84.68	6.48	91.16	74.00	17.16	Peak	No Limit

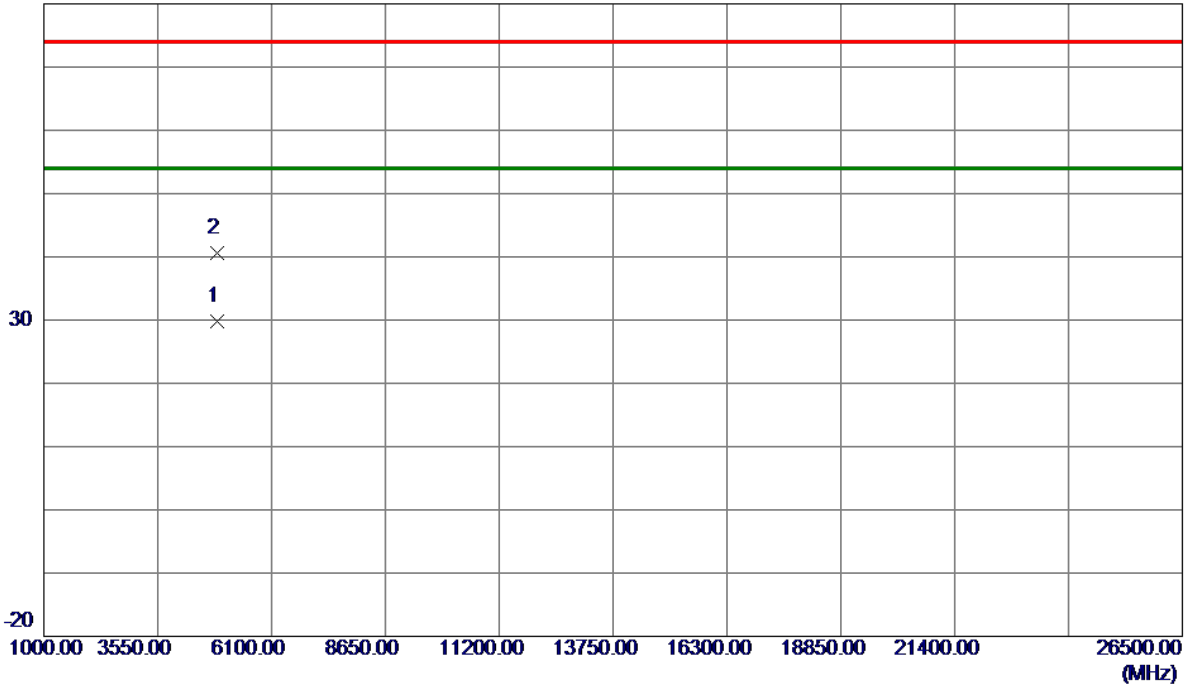
REMARKS:

- (1) Measurement Value = Reading Level + Correct Factor.
- (2) Margin Level = Measurement Value - Limit Value.

Test Mode: TX N-20M Mode 2437 MHz

Vertical

80 dBuV/m



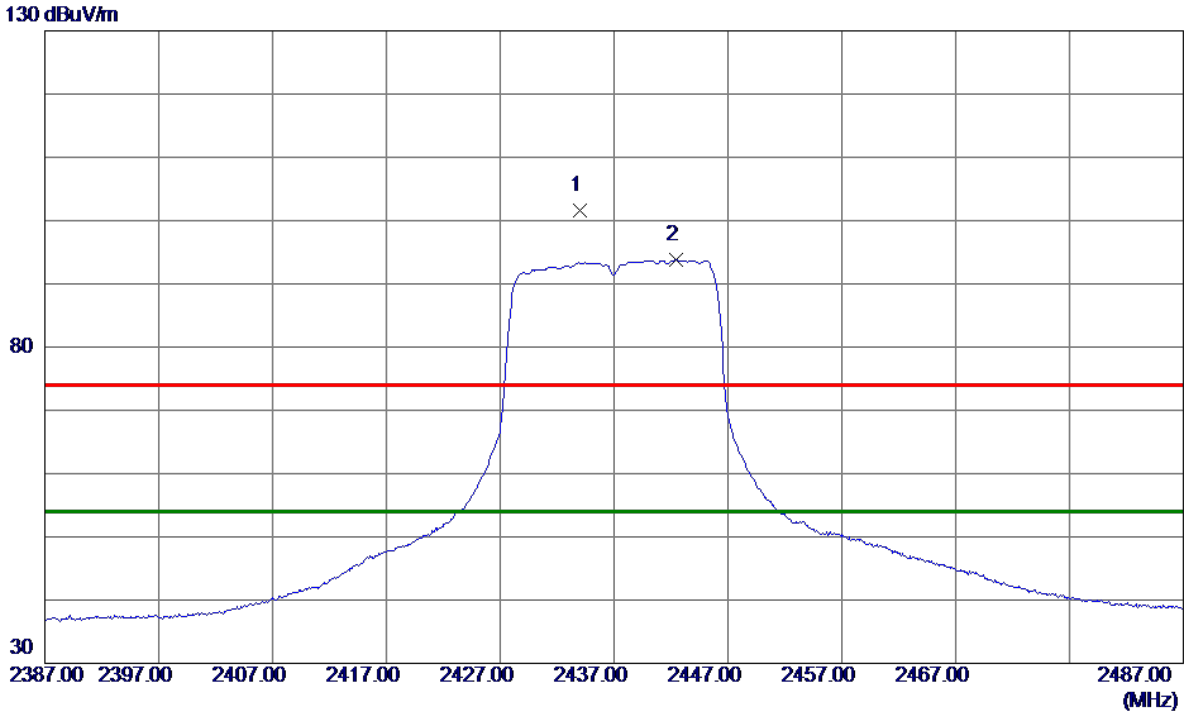
No.	Freq. MHz	Reading Level dBuV/m	Correct Factor dB	Measure ment dBuV/m	Limit dBuV/m	Margin dB	Detector	Comment
1 *	4874.1500	26.31	3.58	29.89	54.00	-24.11	AVG	
2	4877.4100	36.98	3.59	40.57	74.00	-33.43	Peak	

REMARKS:

- (1) Measurement Value = Reading Level + Correct Factor.
- (2) Margin Level = Measurement Value - Limit Value.

Test Mode: TX N-20M Mode 2437 MHz

Horizontal



No.	Freq. MHz	Reading Level dBuV/m	Correct Factor dB	Measure ment dBuV/m	Limit dBuV/m	Margin dB	Detector	Comment
1	2434.0000	95.18	6.48	101.66	74.00	27.66	Peak	No Limit
2 *	2442.4500	87.28	6.47	93.75	54.00	39.75	AVG	No Limit

REMARKS:

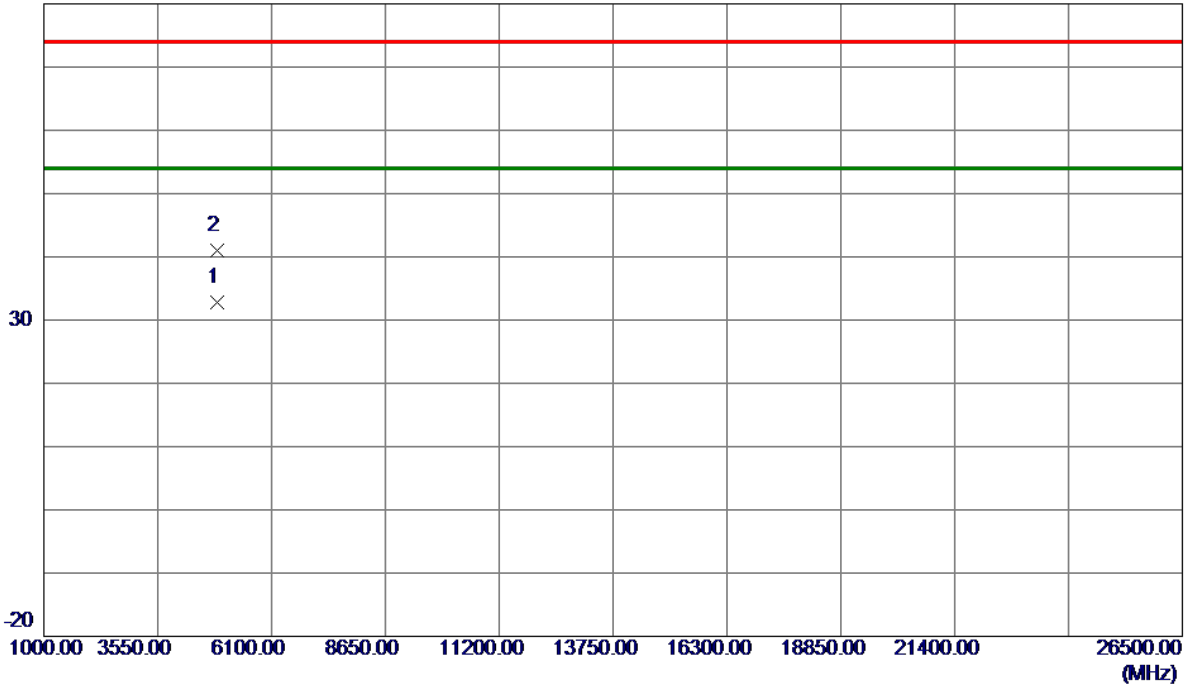
(1) Measurement Value = Reading Level + Correct Factor.

(2) Margin Level = Measurement Value - Limit Value.

Test Mode: TX N-20M Mode 2437 MHz

Horizontal

80 dBuV/m



No.	Freq. MHz	Reading Level dBuV/m	Correct Factor dB	Measure ment dBuV/m	Limit dBuV/m	Margin dB	Detector	Comment
1 *	4873.9700	29.22	3.58	32.80	54.00	-21.20	AVG	
2	4876.7900	37.36	3.59	40.95	74.00	-33.05	Peak	

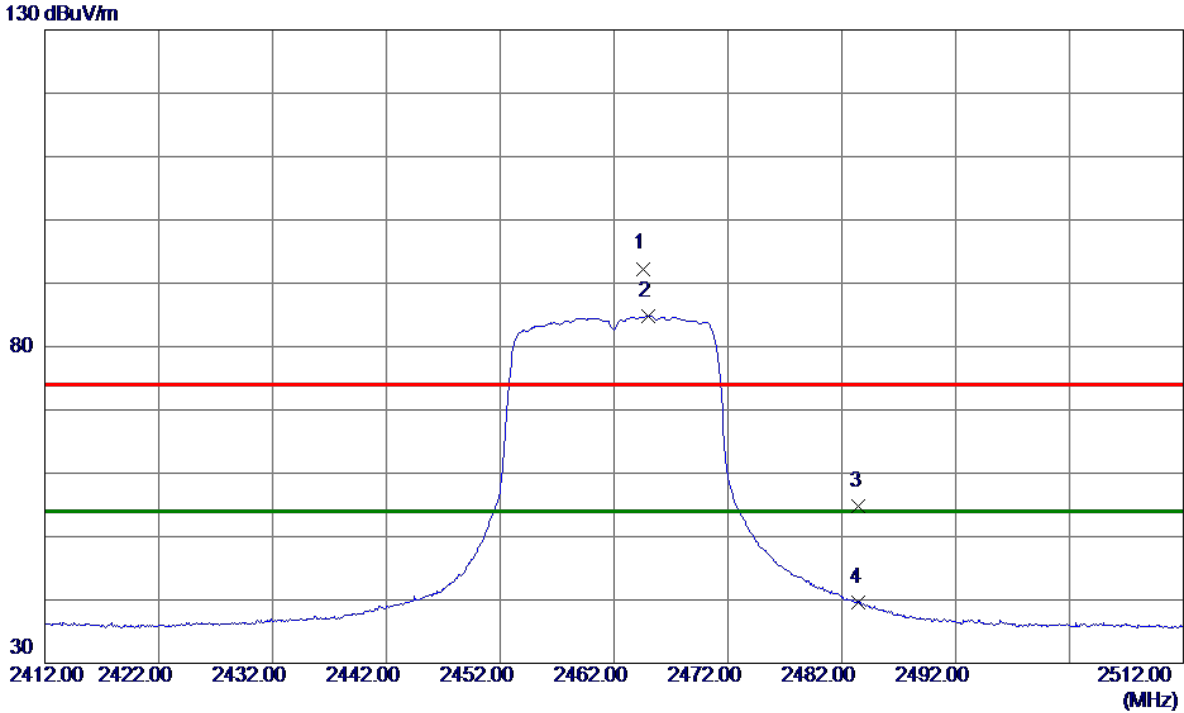
REMARKS:

(1) Measurement Value = Reading Level + Correct Factor.

(2) Margin Level = Measurement Value - Limit Value.

Test Mode: TX N-20M Mode 2462 MHz

Vertical



No.	Freq. MHz	Reading Level dBuV/m	Correct Factor dB	Measure ment dBuV/m	Limit dBuV/m	Margin dB	Detector	Comment
1	2464.5500	85.85	6.45	92.30	74.00	18.30	Peak	No Limit
2 *	2465.0000	78.35	6.45	84.80	54.00	30.80	AVG	No Limit
3	2483.5000	48.38	6.42	54.80	74.00	-19.20	Peak	
4	2483.5000	33.09	6.42	39.51	54.00	-14.49	AVG	

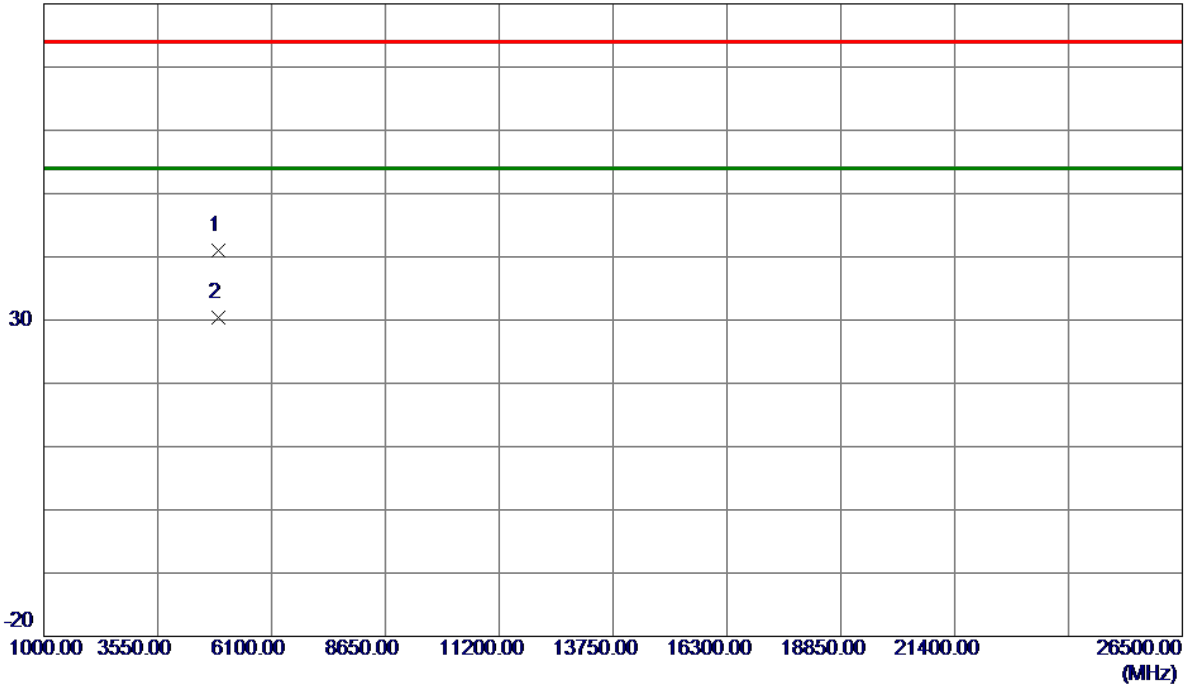
REMARKS:

- (1) Measurement Value = Reading Level + Correct Factor.
- (2) Margin Level = Measurement Value - Limit Value.

Test Mode: TX N-20M Mode 2462 MHz

Vertical

80 dBuV/m



No.	Freq. MHz	Reading Level dBuV/m	Correct Factor dB	Measure ment dBuV/m	Limit dBuV/m	Margin dB	Detector	Comment
1	4916.0200	37.32	3.71	41.03	74.00	-32.97	Peak	
2 *	4923.6900	26.69	3.73	30.42	54.00	-23.58	AVG	

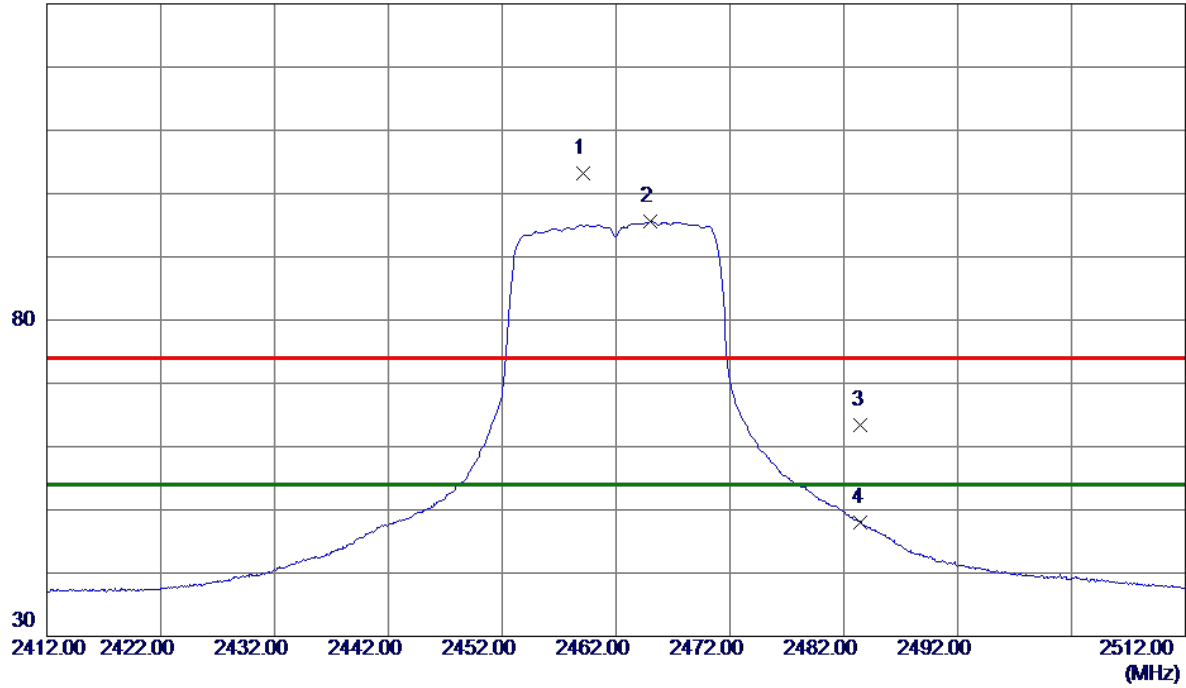
REMARKS:

- (1) Measurement Value = Reading Level + Correct Factor.
- (2) Margin Level = Measurement Value - Limit Value.

Test Mode: TX N-20M Mode 2462 MHz

Horizontal

130 dBuV/m



No.	Freq. MHz	Reading Level dBuV/m	Correct Factor dB	Measure ment dBuV/m	Limit dBuV/m	Margin dB	Detector	Comment
1	2459.1000	96.76	6.45	103.21	74.00	29.21	Peak	No Limit
2 *	2465.0000	89.07	6.45	95.52	54.00	41.52	AVG	No Limit
3	2483.5000	56.89	6.42	63.31	74.00	-10.69	Peak	
4	2483.5000	41.57	6.42	47.99	54.00	-6.01	AVG	

REMARKS:

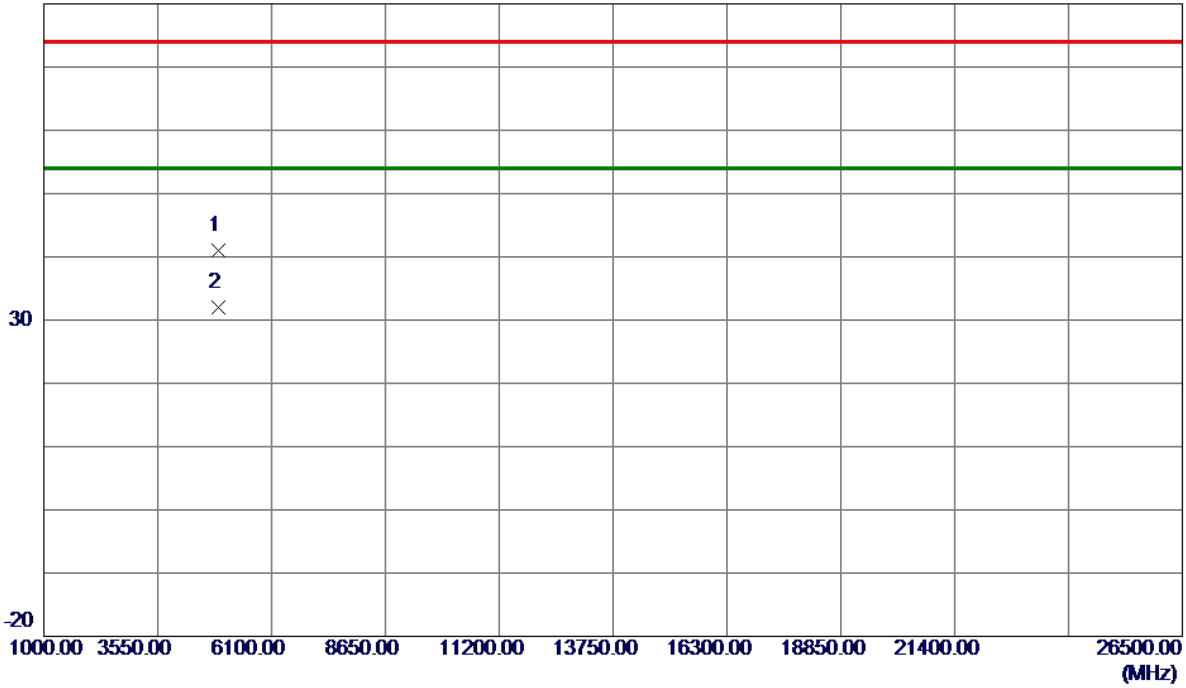
(1) Measurement Value = Reading Level + Correct Factor.

(2) Margin Level = Measurement Value - Limit Value.

Test Mode: TX N-20M Mode 2462 MHz

Horizontal

80 dBuV/m



No.	Freq. MHz	Reading Level dBuV/m	Correct Factor dB	Measure ment dBuV/m	Limit dBuV/m	Margin dB	Detector	Comment
1	4918.9600	37.23	3.72	40.95	74.00	-33.05	Peak	
2 *	4923.8700	28.29	3.73	32.02	54.00	-21.98	AVG	

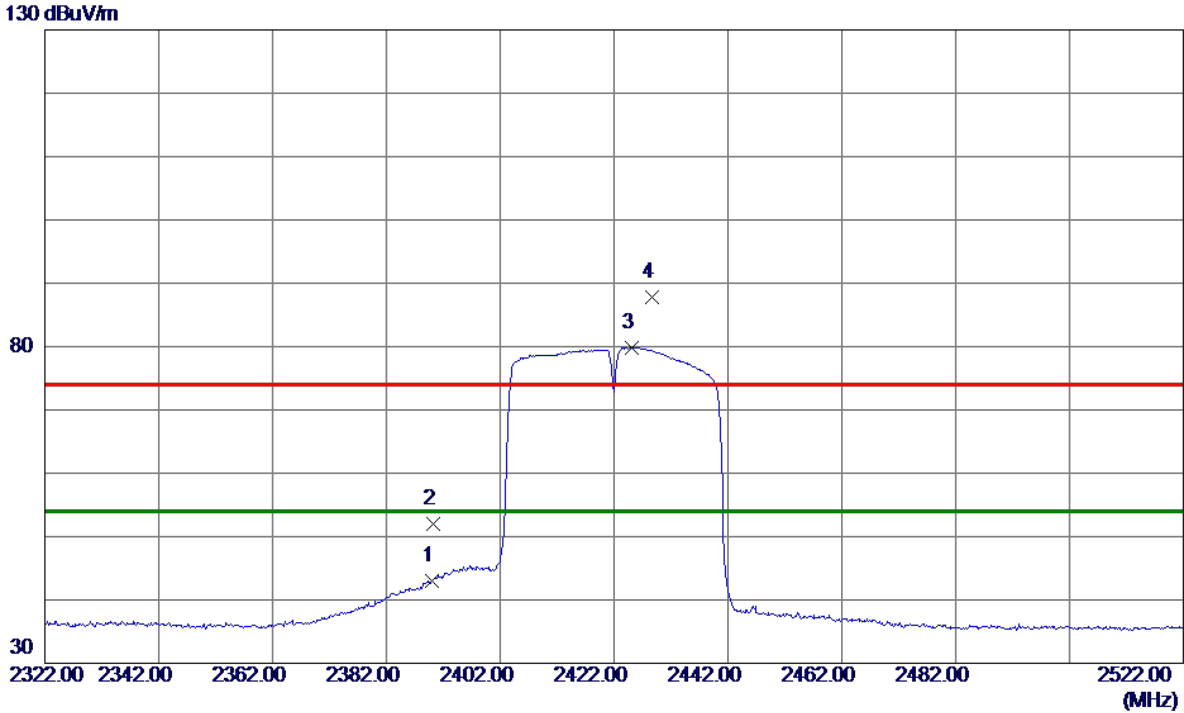
REMARKS:

(1) Measurement Value = Reading Level + Correct Factor.

(2) Margin Level = Measurement Value - Limit Value.

Test Mode: TX N-40M Mode 2422MHz

Vertical



No.	Freq. MHz	Reading Level dBuV/m	Correct Factor dB	Measure ment dBuV/m	Limit dBuV/m	Margin dB	Detector	Comment
1	2390.0000	36.43	6.53	42.96	54.00	-11.04	AVG	
2	2390.3000	45.54	6.53	52.07	74.00	-21.93	Peak	
3 *	2425.1000	73.39	6.49	79.88	54.00	25.88	AVG	No Limit
4	2428.7000	81.37	6.49	87.86	74.00	13.86	Peak	No Limit

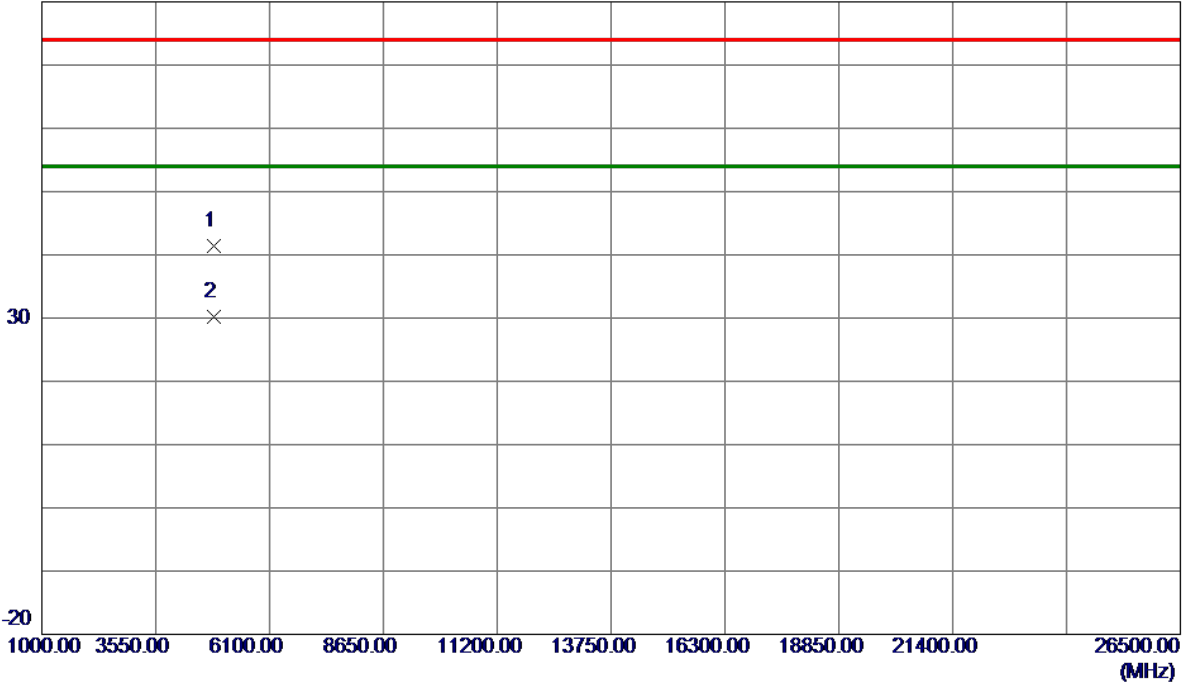
REMARKS:

- (1) Measurement Value = Reading Level + Correct Factor.
- (2) Margin Level = Measurement Value - Limit Value.

Test Mode: TX N-40M Mode 2422MHz

Vertical

80 dBuV/m



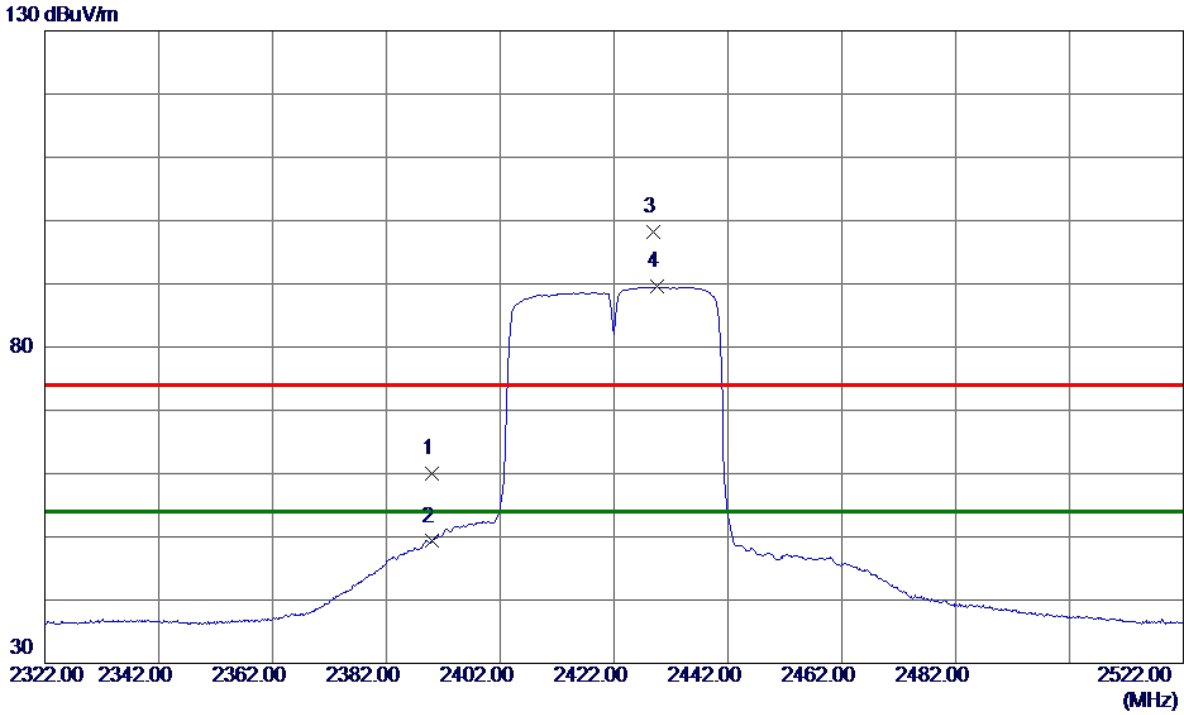
No.	Freq. MHz	Reading Level dBuV/m	Correct Factor dB	Measure ment dBuV/m	Limit dBuV/m	Margin dB	Detector	Comment
1	4843.8950	37.94	3.49	41.43	74.00	-32.57	Peak	
2 *	4843.9950	26.67	3.49	30.16	54.00	-23.84	AVG	

REMARKS:

- (1) Measurement Value = Reading Level + Correct Factor.
- (2) Margin Level = Measurement Value - Limit Value.

Test Mode: TX N-40M Mode 2422MHz

Horizontal



No.	Freq. MHz	Reading Level dBuV/m	Correct Factor dB	Measure ment dBuV/m	Limit dBuV/m	Margin dB	Detector	Comment
1	2390.0000	53.38	6.53	59.91	74.00	-14.09	Peak	
2	2390.0000	42.77	6.53	49.30	54.00	-4.70	AVG	
3	2428.9000	91.62	6.49	98.11	74.00	24.11	Peak	No Limit
4 *	2429.5000	83.02	6.49	89.51	54.00	35.51	AVG	No Limit

REMARKS:

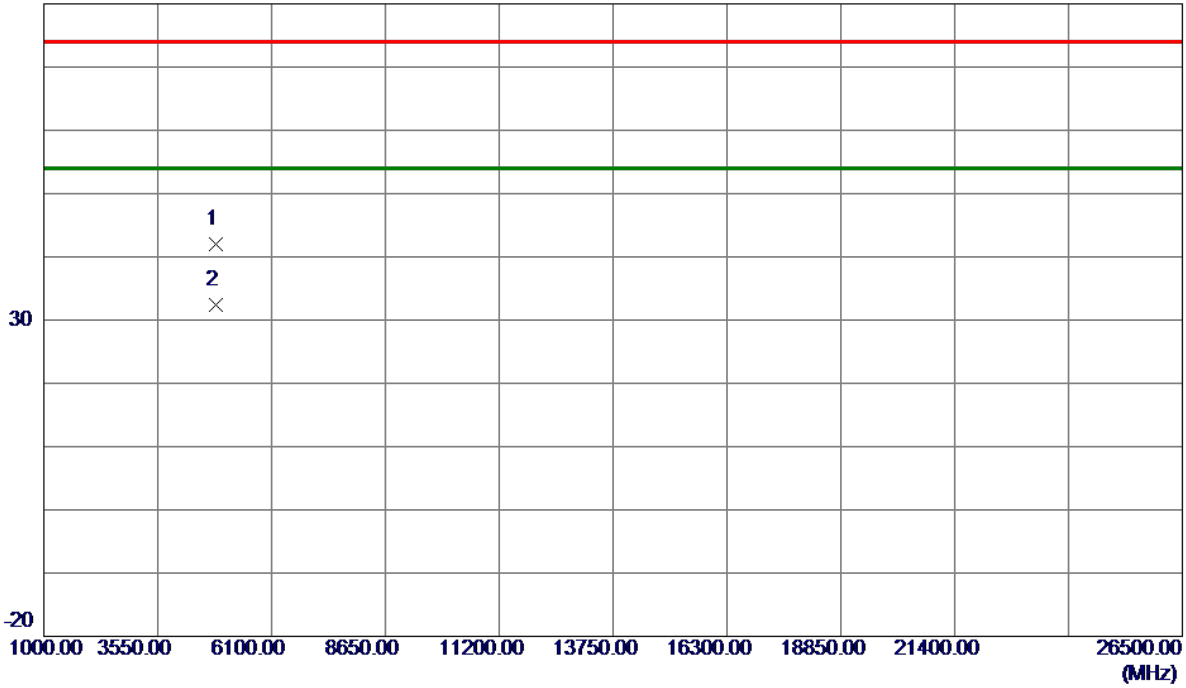
(1) Measurement Value = Reading Level + Correct Factor.

(2) Margin Level = Measurement Value - Limit Value.

Test Mode: TX N-40M Mode 2422MHz

Horizontal

80 dBuV/m



No.	Freq. MHz	Reading Level dBuV/m	Correct Factor dB	Measure ment dBuV/m	Limit dBuV/m	Margin dB	Detector	Comment
1	4843.9450	38.54	3.49	42.03	74.00	-31.97	Peak	
2 *	4843.9450	28.86	3.49	32.35	54.00	-21.65	AVG	

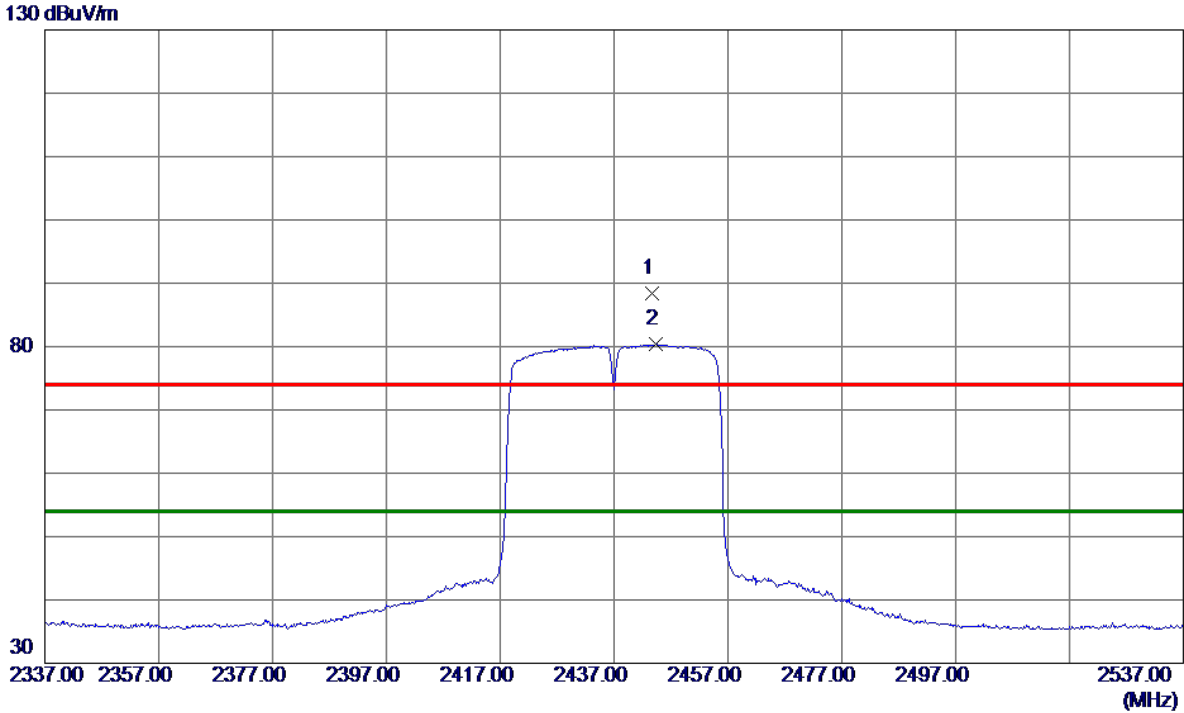
REMARKS:

(1) Measurement Value = Reading Level + Correct Factor.

(2) Margin Level = Measurement Value - Limit Value.

Test Mode: TX N-40M Mode 2437 MHz

Vertical



No.	Freq. MHz	Reading Level dBuV/m	Correct Factor dB	Measure ment dBuV/m	Limit dBuV/m	Margin dB	Detector	Comment
1	2443.6000	81.88	6.47	88.35	74.00	14.35	Peak	No Limit
2 *	2444.4000	73.89	6.47	80.36	54.00	26.36	AVG	No Limit

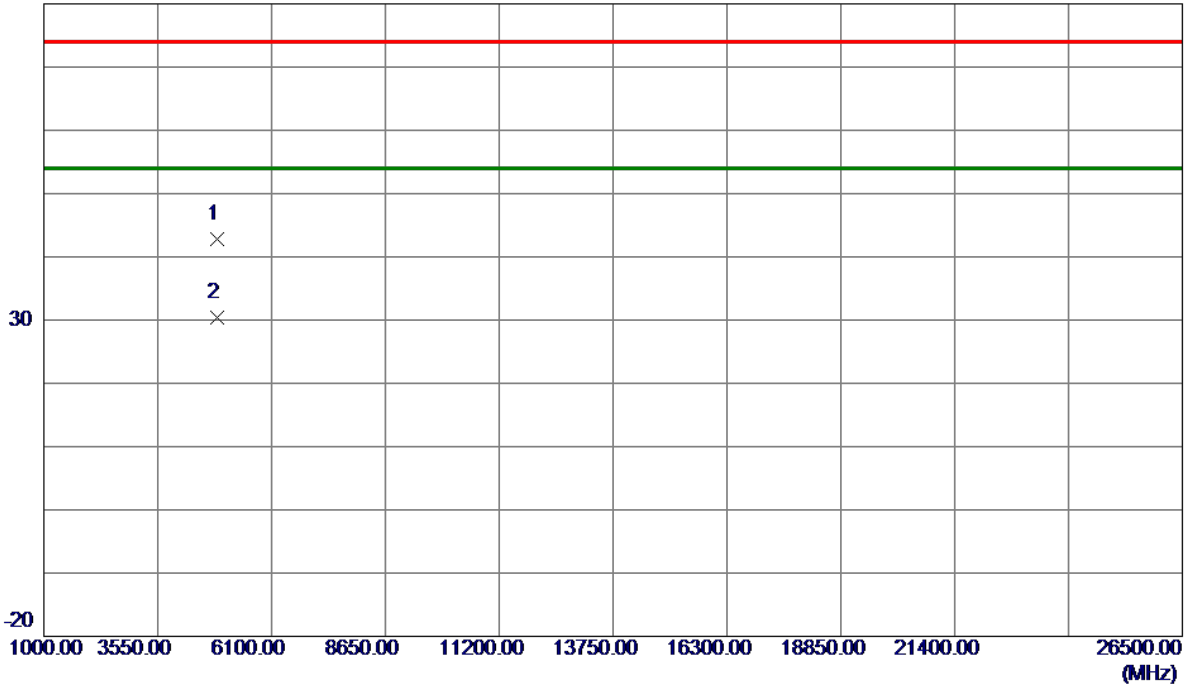
REMARKS:

- (1) Measurement Value = Reading Level + Correct Factor.
- (2) Margin Level = Measurement Value - Limit Value.

Test Mode: TX N-40M Mode 2437 MHz

Vertical

80 dBuV/m



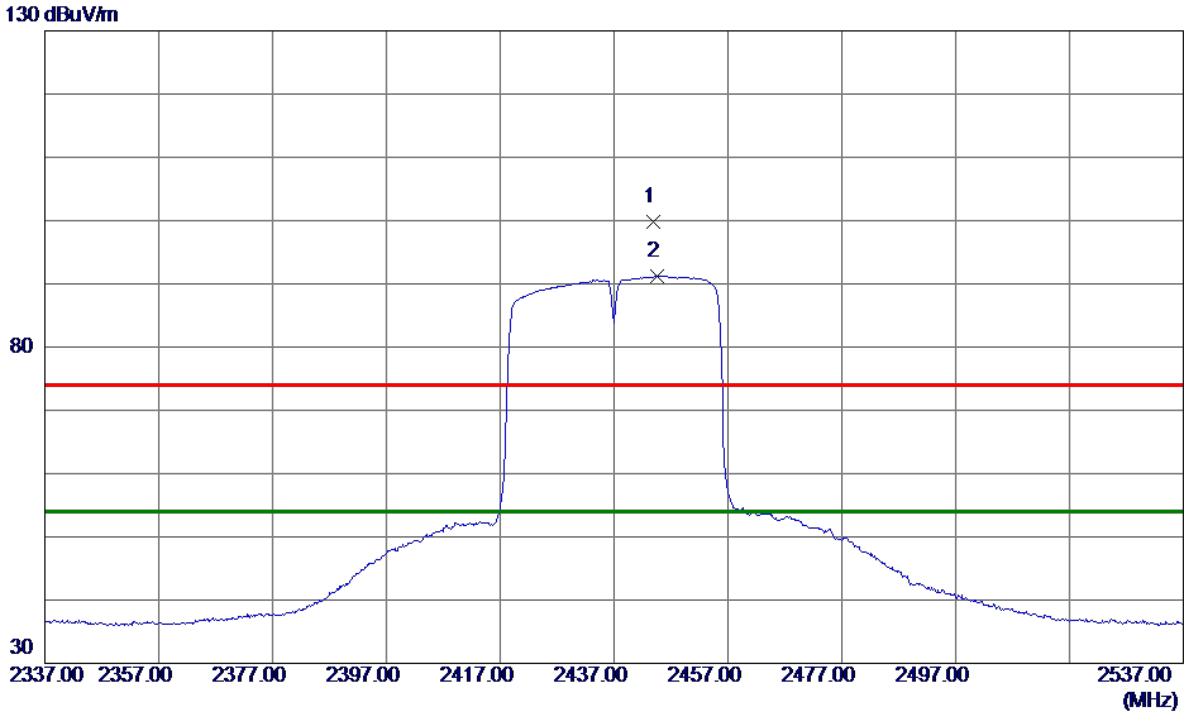
No.	Freq. MHz	Reading Level dBuV/m	Correct Factor dB	Measure ment dBuV/m	Limit dBuV/m	Margin dB	Detector	Comment
1	4872.9200	39.25	3.58	42.83	74.00	-31.17	Peak	
2 *	4874.0050	26.84	3.58	30.42	54.00	-23.58	AVG	

REMARKS:

- (1) Measurement Value = Reading Level + Correct Factor.
- (2) Margin Level = Measurement Value - Limit Value.

Test Mode: TX N-40M Mode 2437 MHz

Horizontal



No.	Freq. MHz	Reading Level dBuV/m	Correct Factor dB	Measure ment dBuV/m	Limit dBuV/m	Margin dB	Detector	Comment
1	2443.8000	93.28	6.47	99.75	74.00	25.75	Peak	No Limit
2 *	2444.5000	84.80	6.47	91.27	54.00	37.27	AVG	No Limit

REMARKS:

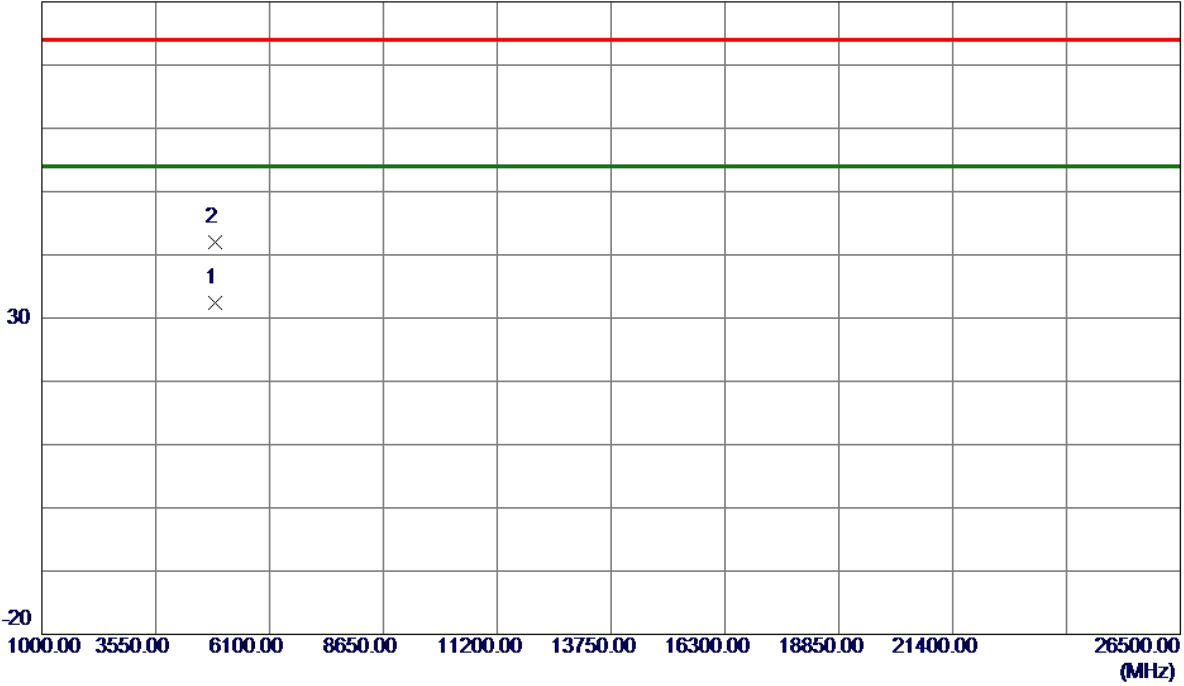
(1) Measurement Value = Reading Level + Correct Factor.

(2) Margin Level = Measurement Value - Limit Value.

Test Mode: TX N-40M Mode 2437 MHz

Horizontal

80 dBuV/m



No.	Freq. MHz	Reading Level dBuV/m	Correct Factor dB	Measure ment dBuV/m	Limit dBuV/m	Margin dB	Detector	Comment
1 *	4873.9650	28.75	3.58	32.33	54.00	-21.67	AVG	
2	4874.0419	38.39	3.58	41.97	74.00	-32.03	Peak	

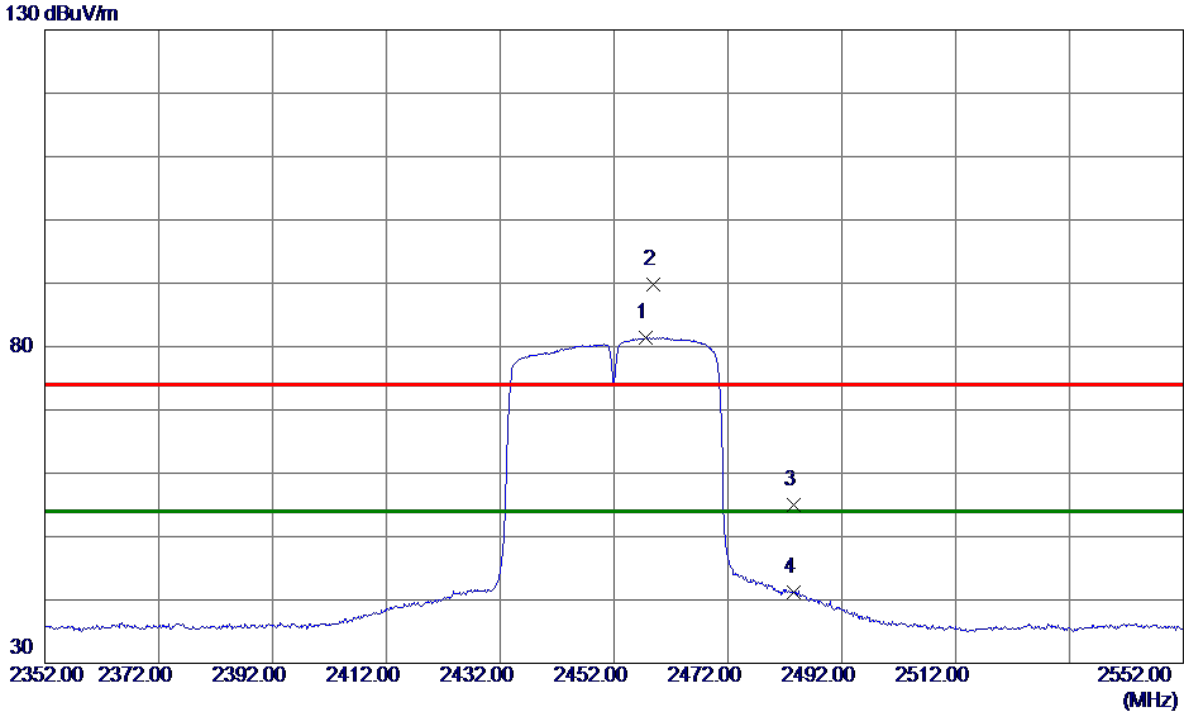
REMARKS:

(1) Measurement Value = Reading Level + Correct Factor.

(2) Margin Level = Measurement Value - Limit Value.

Test Mode: TX N-40M Mode 2452 MHz

Vertical



No.	Freq. MHz	Reading Level dBuV/m	Correct Factor dB	Measure ment dBuV/m	Limit dBuV/m	Margin dB	Detector	Comment
1 *	2457.5000	74.94	6.45	81.39	54.00	27.39	AVG	No Limit
2	2458.8000	83.38	6.45	89.83	74.00	15.83	Peak	No Limit
3	2483.5000	48.64	6.42	55.06	74.00	-18.94	Peak	
4	2483.5000	34.81	6.42	41.23	54.00	-12.77	AVG	

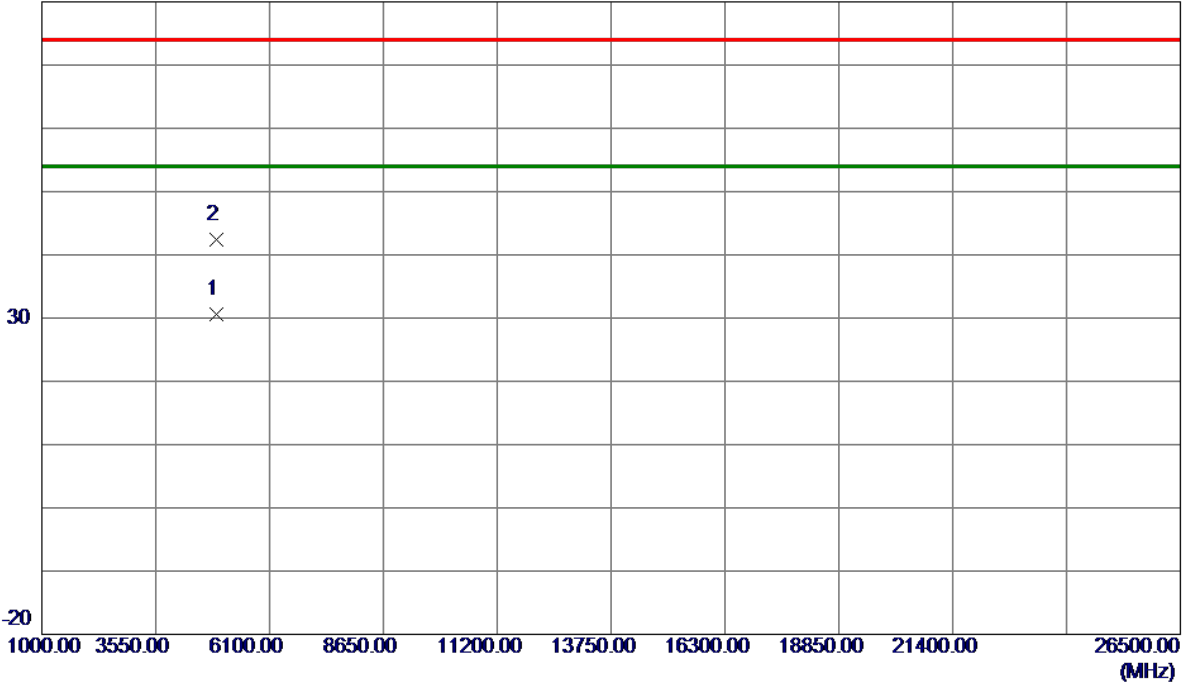
REMARKS:

- (1) Measurement Value = Reading Level + Correct Factor.
- (2) Margin Level = Measurement Value - Limit Value.

Test Mode: TX N-40M Mode 2452 MHz

Vertical

80 dBuV/m



No.	Freq. MHz	Reading Level dBuV/m	Correct Factor dB	Measure ment dBuV/m	Limit dBuV/m	Margin dB	Detector	Comment
1 *	4904.1300	27.00	3.67	30.67	54.00	-23.33	AVG	
2	4904.4900	38.79	3.67	42.46	74.00	-31.54	Peak	

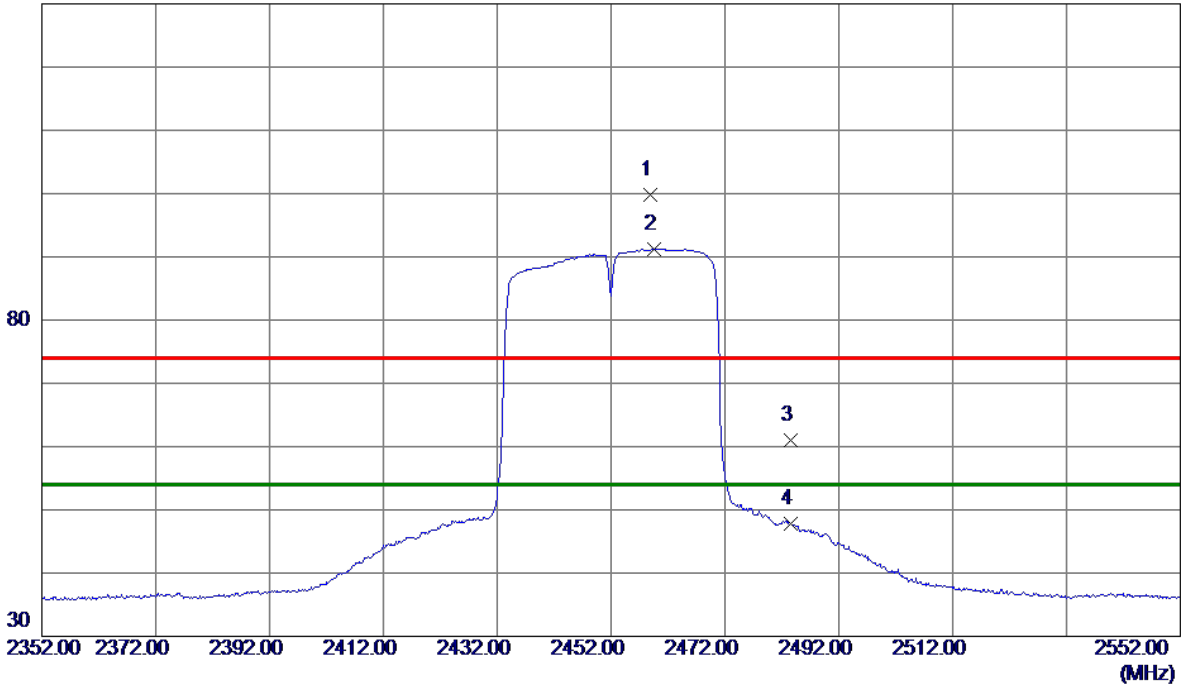
REMARKS:

- (1) Measurement Value = Reading Level + Correct Factor.
- (2) Margin Level = Measurement Value - Limit Value.

Test Mode: TX N-40M Mode 2452 MHz

Horizontal

130 dBuV/m



No.	Freq. MHz	Reading Level dBuV/m	Correct Factor dB	Measure ment dBuV/m	Limit dBuV/m	Margin dB	Detector	Comment
1	2458.8000	93.40	6.45	99.85	74.00	25.85	Peak	No Limit
2 *	2459.6000	84.83	6.45	91.28	54.00	37.28	AVG	No Limit
3	2483.5000	54.56	6.42	60.98	74.00	-13.02	Peak	
4	2483.5000	41.31	6.42	47.73	54.00	-6.27	AVG	

REMARKS:

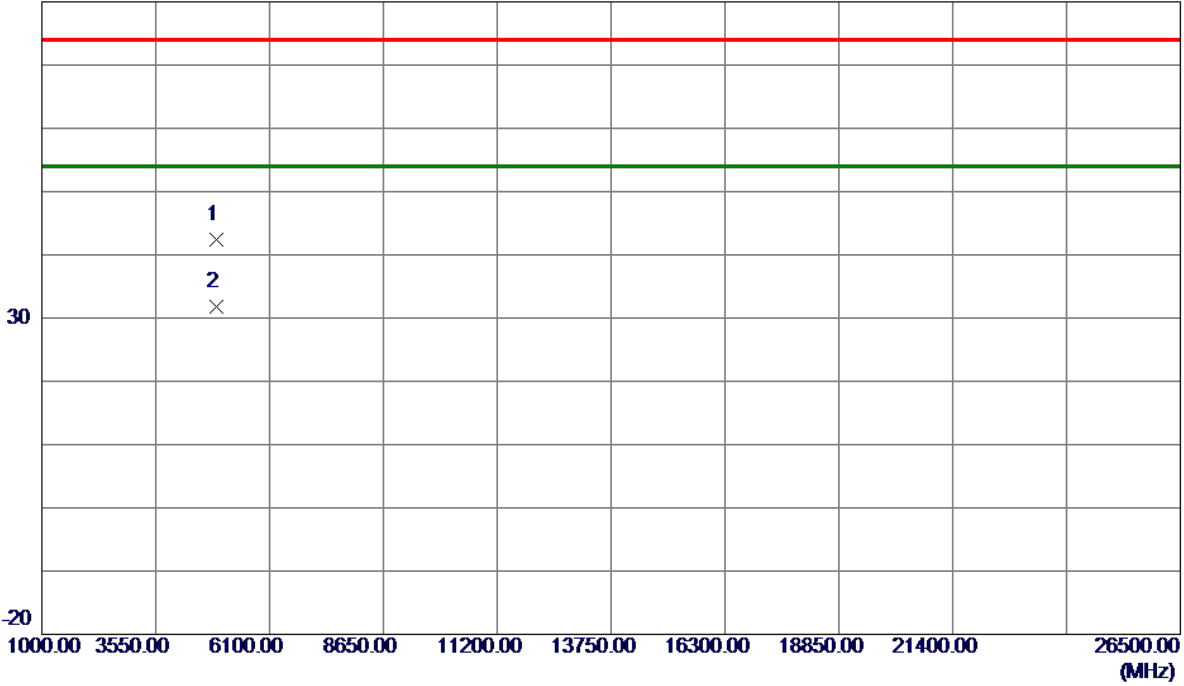
(1) Measurement Value = Reading Level + Correct Factor.

(2) Margin Level = Measurement Value - Limit Value.

Test Mode: TX N-40M Mode 2452 MHz

Horizontal

80 dBuV/m



No.	Freq. MHz	Reading Level dBuV/m	Correct Factor dB	Measure ment dBuV/m	Limit dBuV/m	Margin dB	Detector	Comment
1	4903.9320	38.71	3.67	42.38	74.00	-31.62	Peak	
2 *	4904.0350	28.20	3.67	31.87	54.00	-22.13	AVG	

REMARKS:

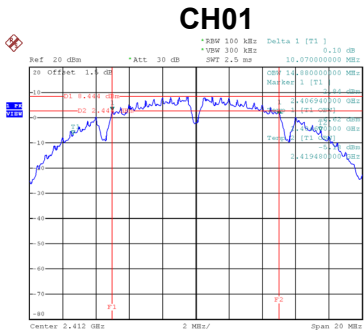
(1) Measurement Value = Reading Level + Correct Factor.

(2) Margin Level = Measurement Value - Limit Value.

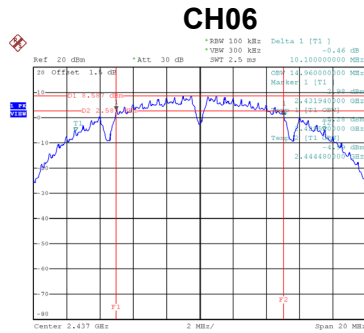
APPENDIX E - BANDWIDTH

Test Mode	TX B Mode
-----------	-----------

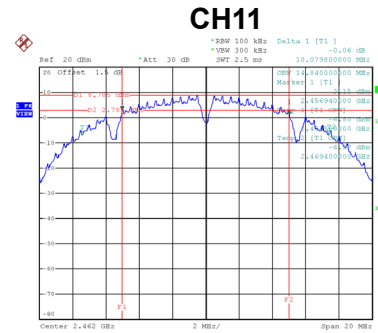
Channel	Frequency (MHz)	6 dB Bandwidth (MHz)	6 dB Bandwidth Min. Limit (kHz)	Result
01	2412	10.07	500	Complies
06	2437	10.10	500	Complies
11	2462	10.08	500	Complies



Date: 26.JUN.2019 10:15:57



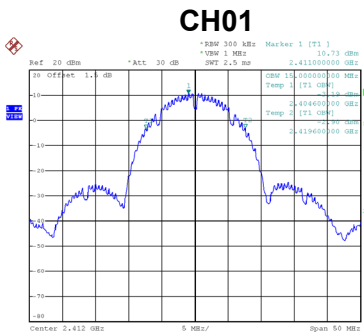
Date: 26.JUN.2019 10:19:33



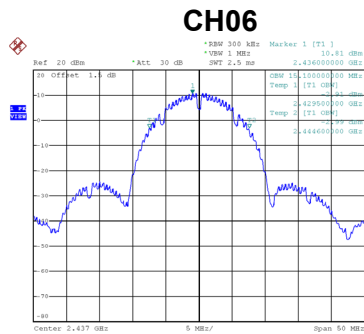
Date: 26.JUN.2019 10:21:27

Test Mode	TX B Mode
-----------	-----------

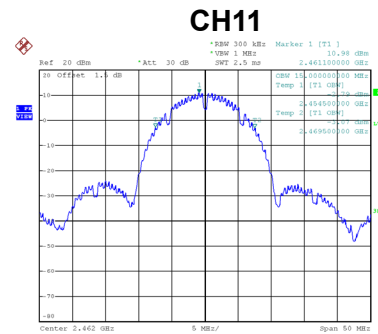
Channel	Frequency (MHz)	99 % Emission Bandwidth (MHz)	Result
01	2412	15.00	Complies
06	2437	15.10	Complies
11	2462	15.00	Complies



Date: 26.JUN.2019 10:53:09



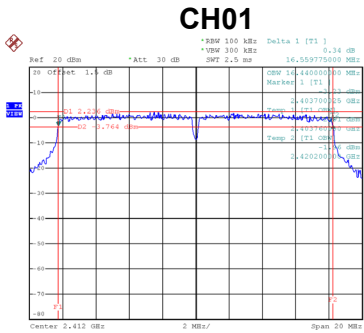
Date: 26.JUN.2019 10:52:18



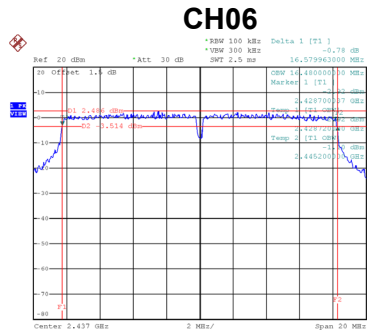
Date: 26.JUN.2019 10:51:35

Test Mode	TX G Mode
-----------	-----------

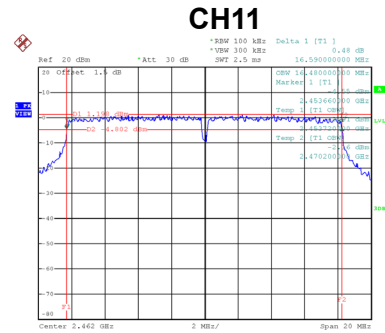
Channel	Frequency (MHz)	6 dB Bandwidth (MHz)	6 dB Bandwidth Min. Limit (kHz)	Result
01	2412	16.56	500	Complies
06	2437	16.58	500	Complies
11	2462	16.59	500	Complies



Date: 26.JUN.2019 10:23:45



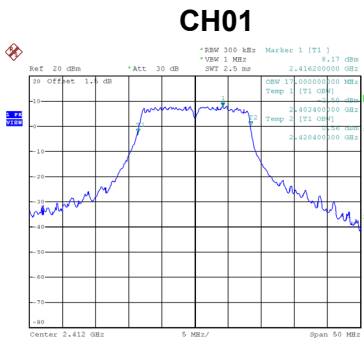
Date: 26.JUN.2019 10:26:20



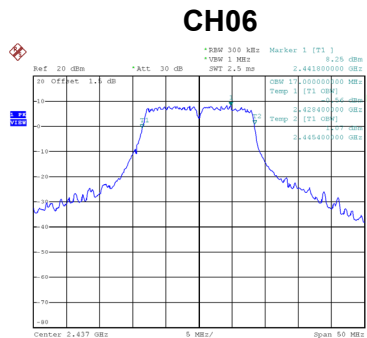
Date: 26.JUN.2019 10:27:52

Test Mode	TX G Mode
-----------	-----------

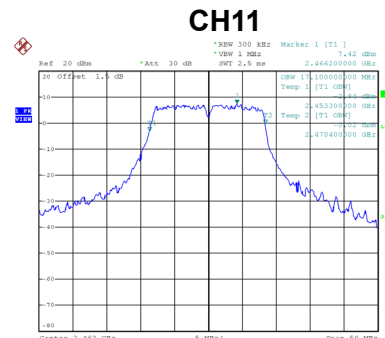
Channel	Frequency (MHz)	99 % Emission Bandwidth (MHz)	Result
01	2412	17.00	Complies
06	2437	17.00	Complies
11	2462	17.10	Complies



Date: 26.JUN.2019 10:49:09



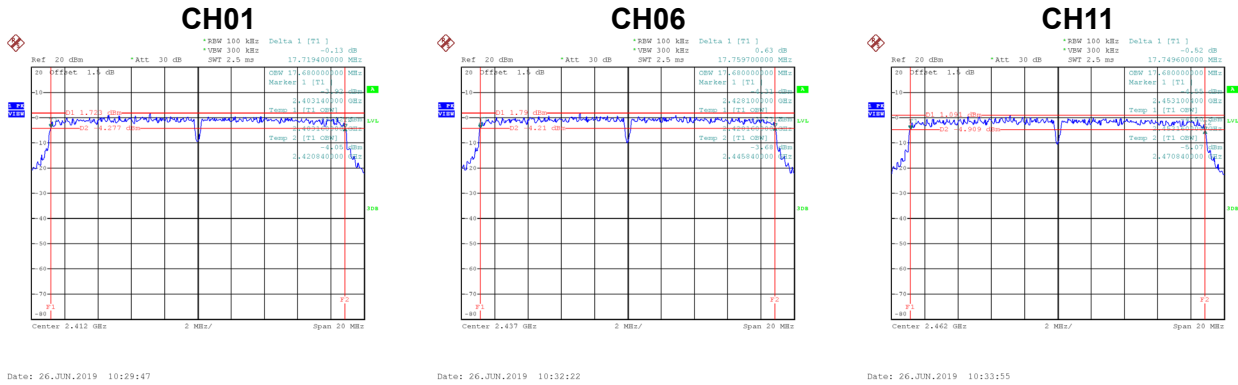
Date: 26.JUN.2019 10:50:03



Date: 26.JUN.2019 10:50:57

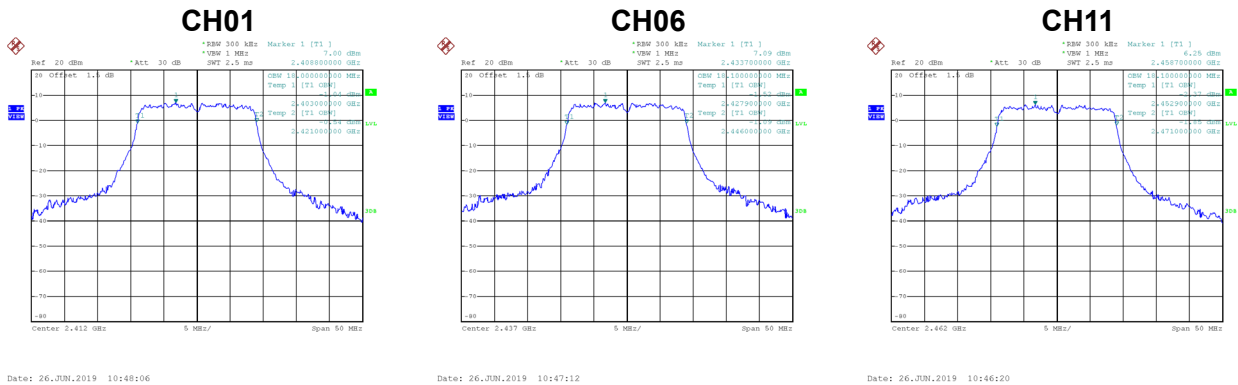
Test Mode TX N-20M Mode

Channel	Frequency (MHz)	6 dB Bandwidth (MHz)	6 dB Bandwidth Min. Limit (kHz)	Result
01	2412	17.72	500	Complies
06	2437	17.76	500	Complies
11	2462	17.75	500	Complies



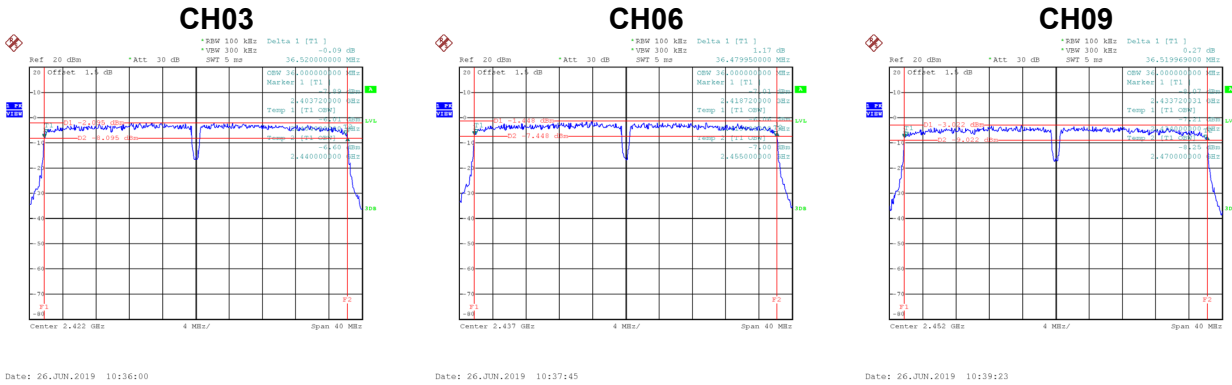
Test Mode TX N-20M Mode

Channel	Frequency (MHz)	99 % Emission Bandwidth (MHz)	Result
01	2412	18.00	Complies
06	2437	18.10	Complies
11	2462	18.10	Complies



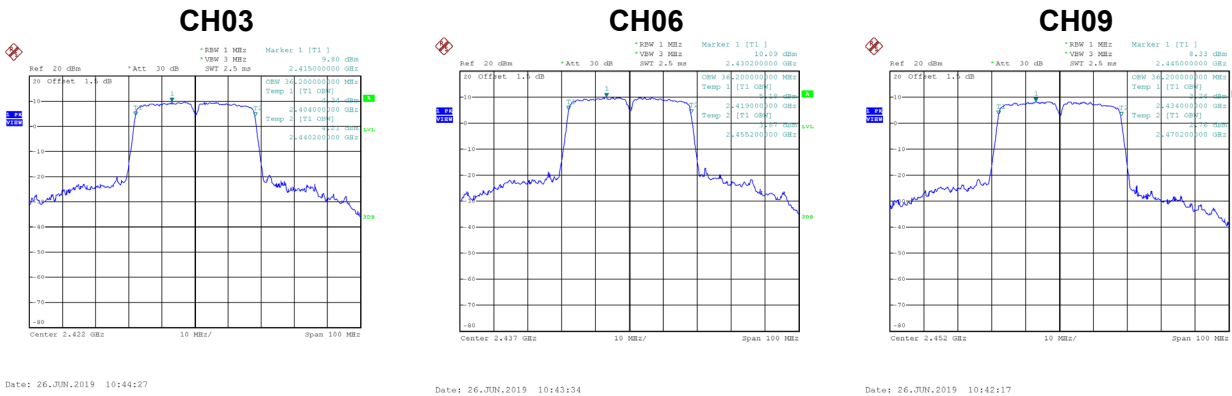
Test Mode	TX N-40M Mode
-----------	---------------

Channel	Frequency (MHz)	6 dB Bandwidth (MHz)	6 dB Bandwidth Min. Limit (kHz)	Result
03	2422	36.52	500	Complies
06	2437	36.48	500	Complies
09	2452	36.52	500	Complies



Test Mode	TX N-40M Mode
-----------	---------------

Channel	Frequency (MHz)	99 % Emission Bandwidth (MHz)	Result
03	2422	36.20	Complies
06	2437	36.20	Complies
09	2452	36.20	Complies



APPENDIX F - MAXIMUM OUTPUT POWER

Test Mode	TX B Mode
-----------	-----------

Channel	Frequency (MHz)	Output Power (dBm)	Output Power (W)	Max. Limit (dBm)	Max. Limit (W)	Result
01	2412	19.62	0.0916	30.00	1.0000	Complies
06	2437	19.66	0.0925	30.00	1.0000	Complies
11	2462	19.53	0.0897	30.00	1.0000	Complies

Test Mode	TX G Mode
-----------	-----------

Channel	Frequency (MHz)	Output Power (dBm)	Output Power (W)	Max. Limit (dBm)	Max. Limit (W)	Result
01	2412	23.79	0.2393	30.00	1.0000	Complies
06	2437	23.54	0.2259	30.00	1.0000	Complies
11	2462	22.56	0.1803	30.00	1.0000	Complies

Test Mode	TX N-20M Mode
-----------	---------------

Channel	Frequency (MHz)	Output Power (dBm)	Output Power (W)	Max. Limit (dBm)	Max. Limit (W)	Result
01	2412	23.11	0.2046	30.00	1.0000	Complies
06	2437	23.06	0.2023	30.00	1.0000	Complies
11	2462	22.53	0.1791	30.00	1.0000	Complies

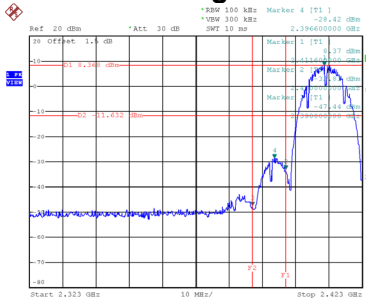
Test Mode	TX N-40M Mode
-----------	---------------

Channel	Frequency (MHz)	Output Power (dBm)	Output Power (W)	Max. Limit (dBm)	Max. Limit (W)	Result
03	2422	23.15	0.2065	30.00	1.0000	Complies
06	2437	23.25	0.2113	30.00	1.0000	Complies
09	2452	22.39	0.1734	30.00	1.0000	Complies

APPENDIX G - CONDUCTED SPURIOUS EMISSIONS

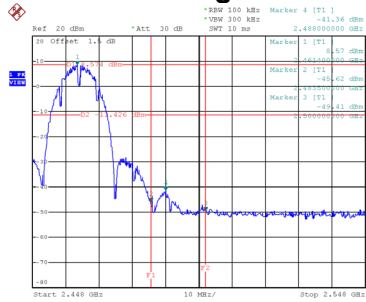
Test Mode TX B Mode

Bandedge-CH01



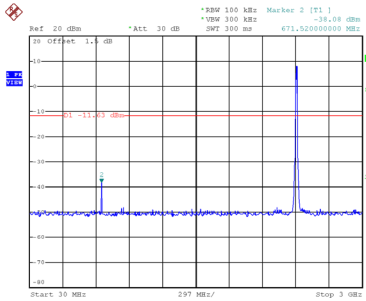
Date: 26.JUN.2019 10:16:04

Bandedge-CH11

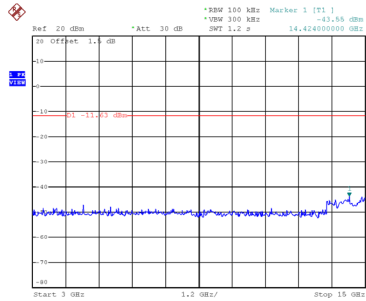


Date: 26.JUN.2019 10:21:34

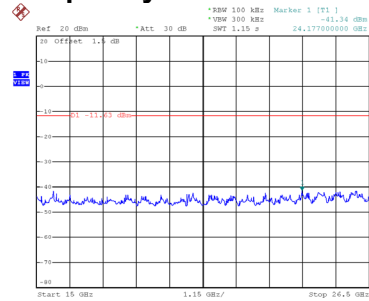
CH01 – 10th Harmonic of the fundamental frequency



Date: 26.JUN.2019 10:16:17

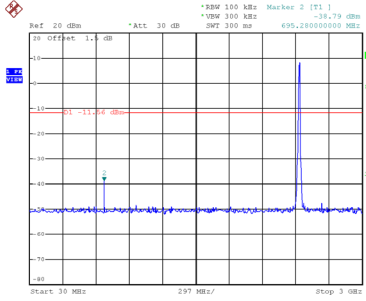


Date: 26.JUN.2019 10:16:24

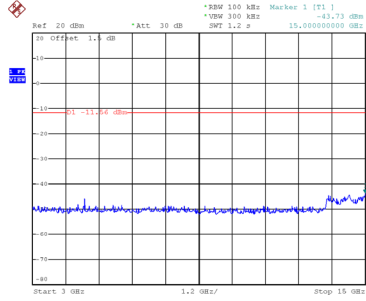


Date: 26.JUN.2019 10:16:31

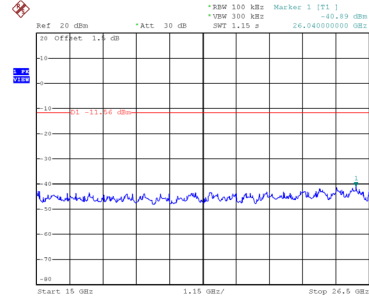
CH06 – 10th Harmonic of the fundamental frequency



Date: 26.JUN.2019 10:19:53

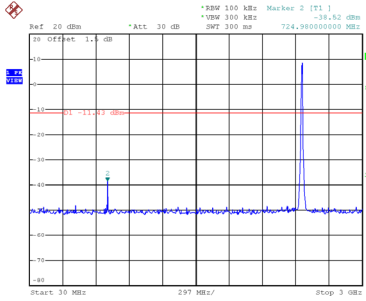


Date: 26.JUN.2019 10:20:00

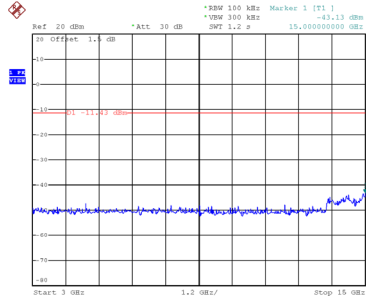


Date: 26.JUN.2019 10:20:06

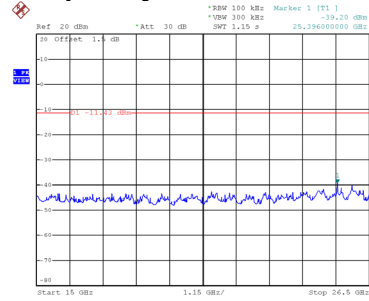
CH11 – 10th Harmonic of the fundamental frequency



Date: 26.JUN.2019 10:21:47



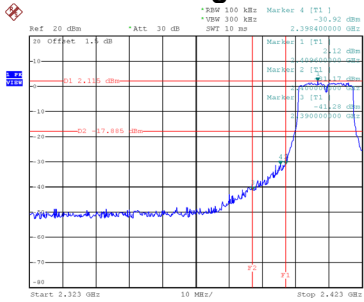
Date: 26.JUN.2019 10:21:54



Date: 26.JUN.2019 10:22:00

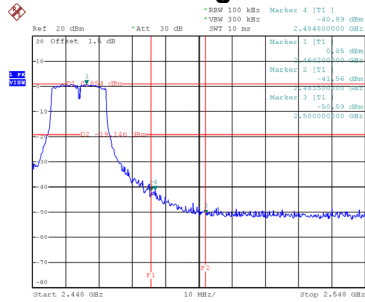
Test Mode TX G Mode

Bandedge-CH01



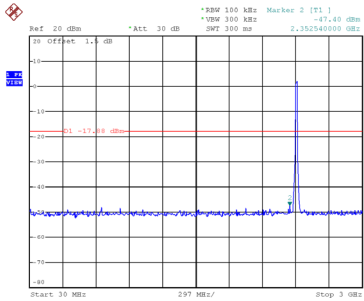
Date: 26 JUN 2019 10:23:52

Bandedge-CH11

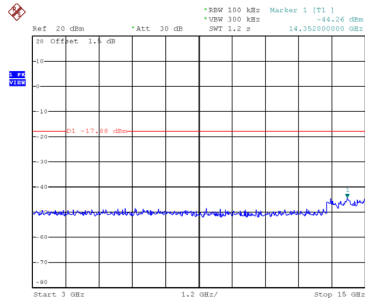


Date: 26 JUN 2019 10:27:59

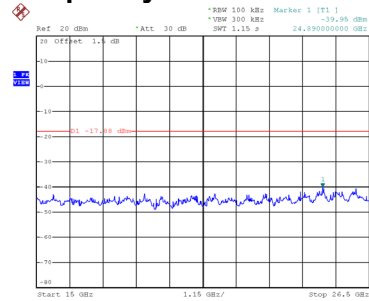
CH01 – 10th Harmonic of the fundamental frequency



Date: 26 JUN 2019 10:24:05

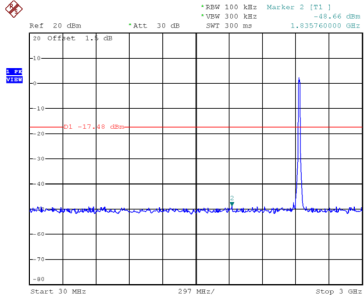


Date: 26 JUN 2019 10:24:11

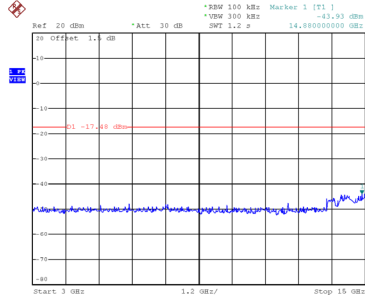


Date: 26 JUN 2019 10:24:18

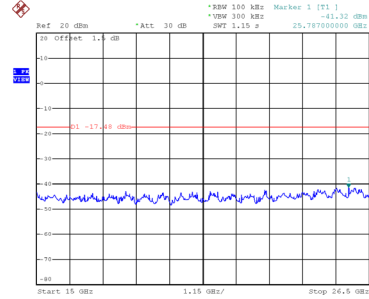
CH06 – 10th Harmonic of the fundamental frequency



Date: 26 JUN 2019 10:26:40

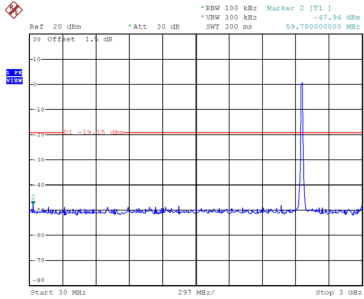


Date: 26 JUN 2019 10:26:47

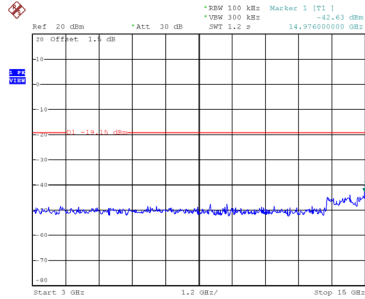


Date: 26 JUN 2019 10:26:54

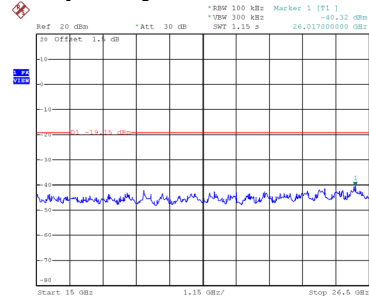
CH11 – 10th Harmonic of the fundamental frequency



Date: 26 JUN 2019 10:28:12



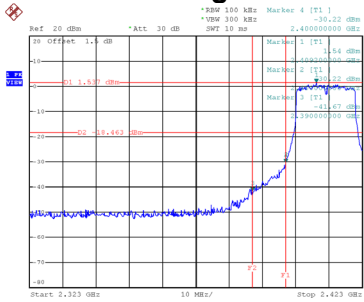
Date: 26 JUN 2019 10:28:18



Date: 26 JUN 2019 10:28:25

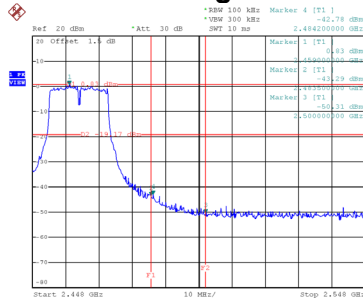
Test Mode TX N-20M Mode

Bandedge-CH01



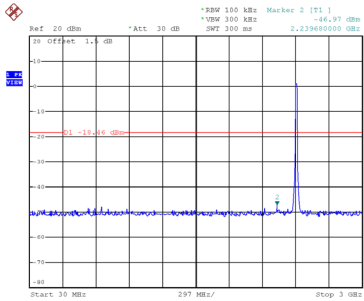
Date: 26 JUN 2019 10:29:54

Bandedge-CH11

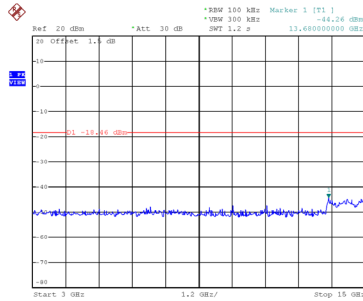


Date: 26 JUN 2019 10:34:02

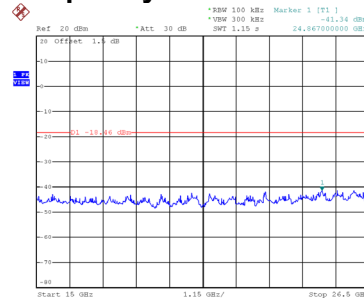
CH01 – 10th Harmonic of the fundamental frequency



Date: 26 JUN 2019 10:30:07

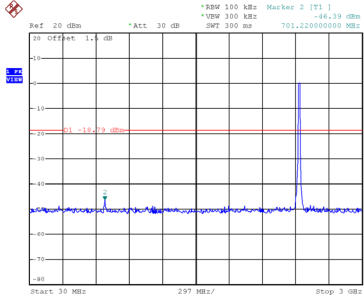


Date: 26 JUN 2019 10:30:13

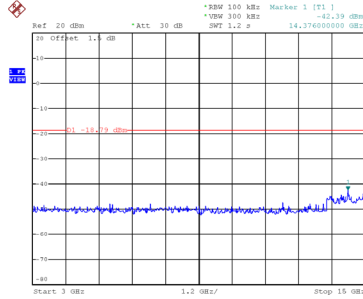


Date: 26 JUN 2019 10:30:20

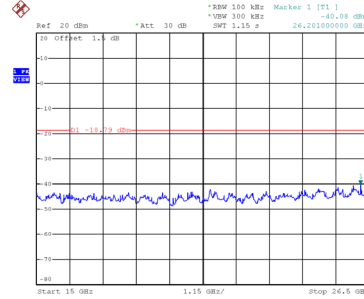
CH06 – 10th Harmonic of the fundamental frequency



Date: 26 JUN 2019 10:32:41

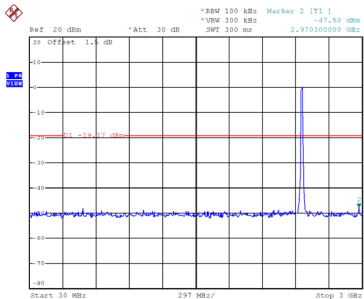


Date: 26 JUN 2019 10:32:49

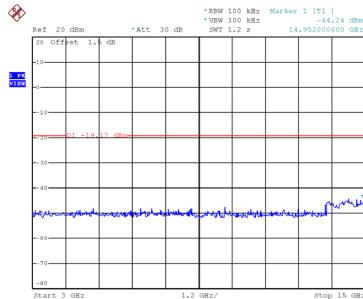


Date: 26 JUN 2019 10:32:55

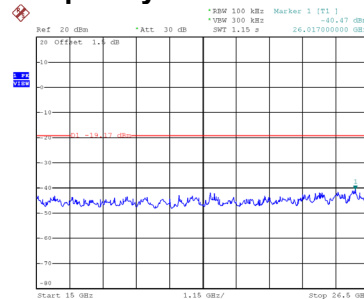
CH11 – 10th Harmonic of the fundamental frequency



Date: 26 JUN 2019 10:34:14



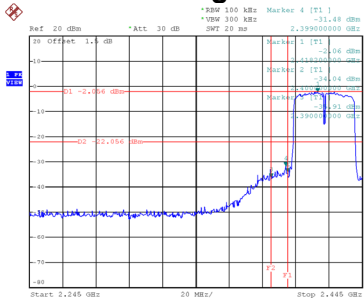
Date: 26 JUN 2019 10:34:21



Date: 26 JUN 2019 10:34:28

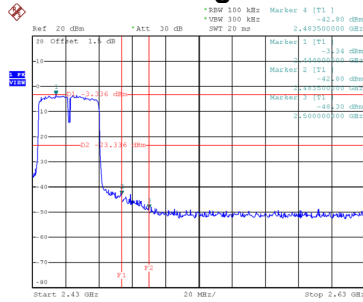
Test Mode TX N-40M Mode

Bandedge-CH03



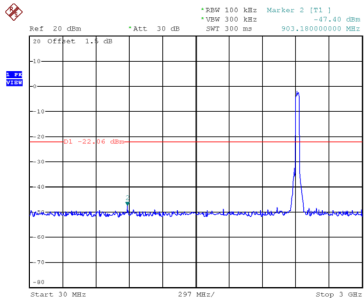
Date: 26.JUN.2019 10:36:07

Bandedge-CH09

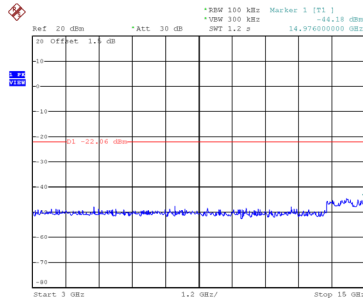


Date: 26.JUN.2019 10:39:30

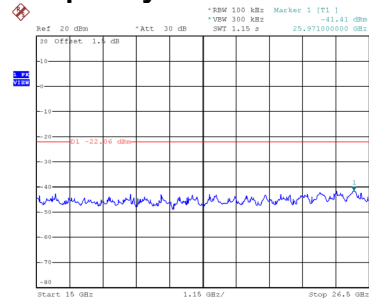
CH03 – 10th Harmonic of the fundamental frequency



Date: 26.JUN.2019 10:36:20

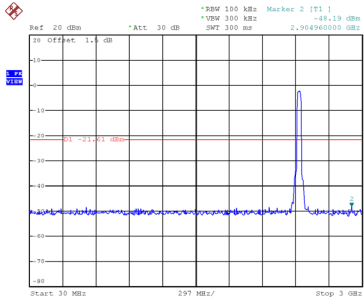


Date: 26.JUN.2019 10:36:26

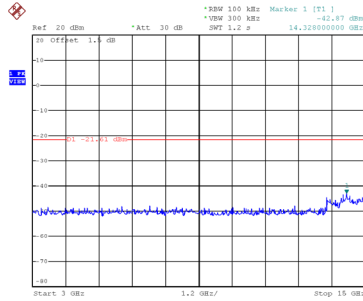


Date: 26.JUN.2019 10:36:33

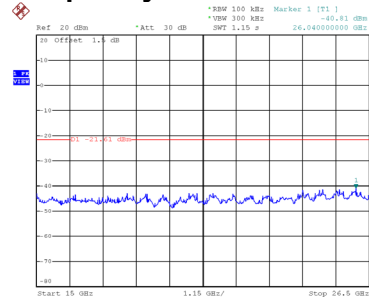
CH06 – 10th Harmonic of the fundamental frequency



Date: 26.JUN.2019 10:38:05

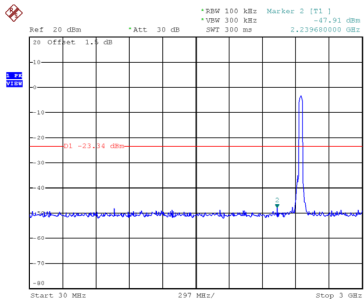


Date: 26.JUN.2019 10:38:11

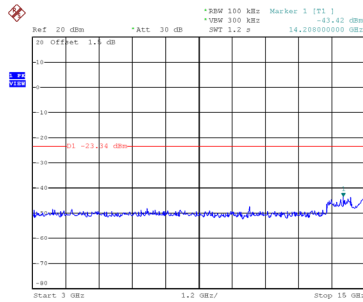


Date: 26.JUN.2019 10:38:18

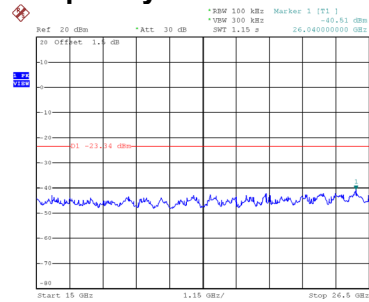
CH09 – 10th Harmonic of the fundamental frequency



Date: 26.JUN.2019 10:39:43



Date: 26.JUN.2019 10:39:50

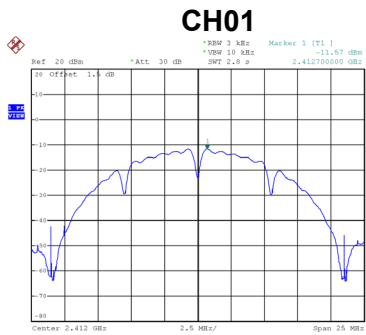


Date: 26.JUN.2019 10:39:57

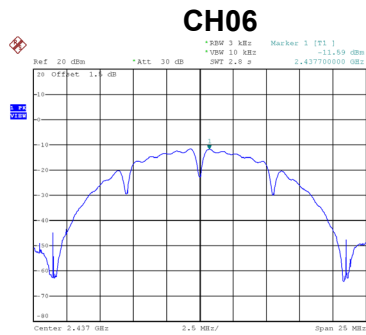
APPENDIX H - POWER SPECTRAL DENSITY

Test Mode	TX B Mode
-----------	-----------

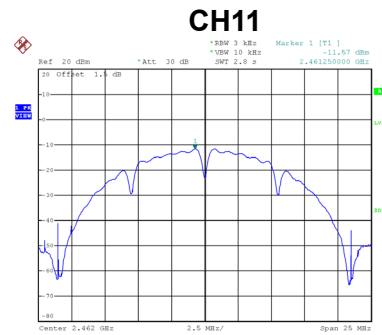
Channel	Frequency (MHz)	Power Spectral Density (dBm/3kHz)	Max. Limit (dBm/3kHz)	Result
01	2412	-11.57	8	Complies
06	2437	-11.59	8	Complies
11	2462	-11.57	8	Complies



Date: 26.JUN.2019 10:15:35



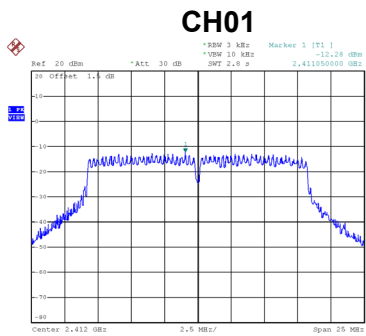
Date: 26.JUN.2019 10:20:15



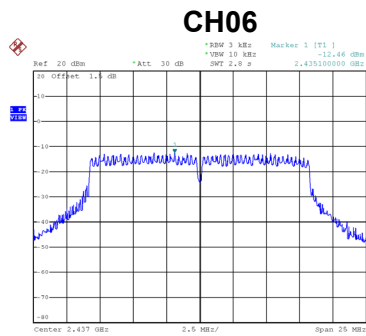
Date: 26.JUN.2019 10:22:09

Test Mode	TX G Mode
-----------	-----------

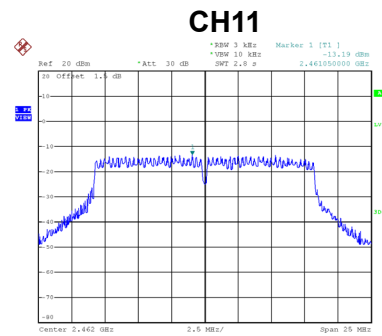
Channel	Frequency (MHz)	Power Spectral Density (dBm/3kHz)	Max. Limit (dBm/3kHz)	Result
01	2412	-12.28	8	Complies
06	2437	-12.46	8	Complies
11	2462	-13.19	8	Complies



Date: 26.JUN.2019 10:24:27



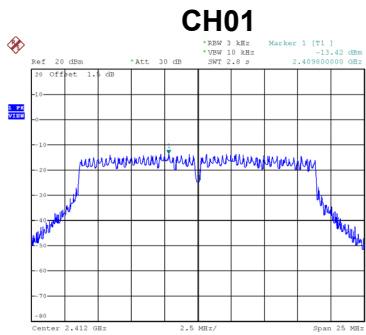
Date: 26.JUN.2019 10:27:02



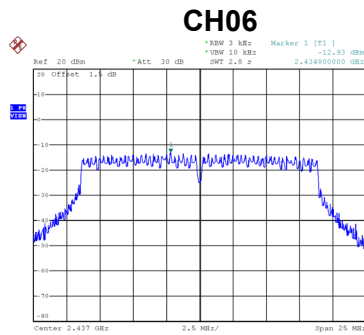
Date: 26.JUN.2019 10:28:34

Test Mode	TX N-20M Mode
-----------	---------------

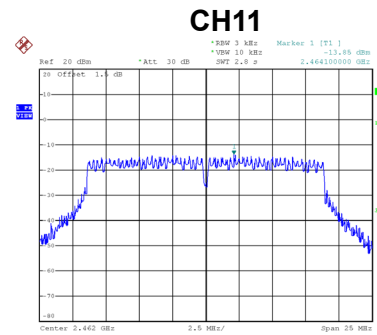
Channel	Frequency (MHz)	Power Spectral Density (dBm/3kHz)	Max. Limit (dBm/3kHz)	Result
01	2412	-13.42	8	Complies
06	2437	-12.93	8	Complies
11	2462	-13.85	8	Complies



Date: 26.JUN.2019 10:30:29



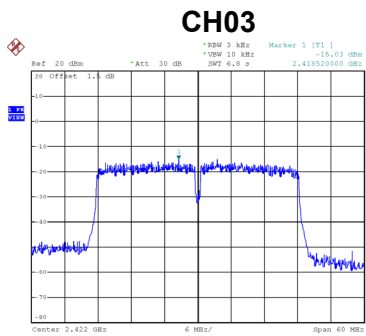
Date: 26.JUN.2019 10:33:04



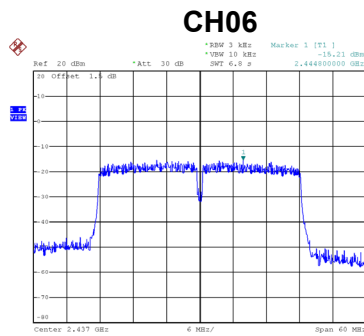
Date: 26.JUN.2019 10:34:36

Test Mode	TX N-40M Mode
-----------	---------------

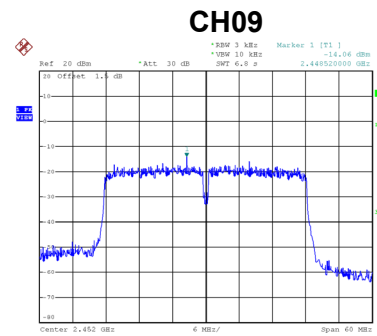
Channel	Frequency (MHz)	Power Spectral Density (dBm/3kHz)	Max. Limit (dBm/3kHz)	Result
03	2422	-15.03	8	Complies
06	2437	-15.21	8	Complies
09	2452	-14.06	8	Complies



Date: 26.JUN.2019 10:36:45



Date: 26.JUN.2019 10:38:30



Date: 26.JUN.2019 10:40:08

End of Test Report