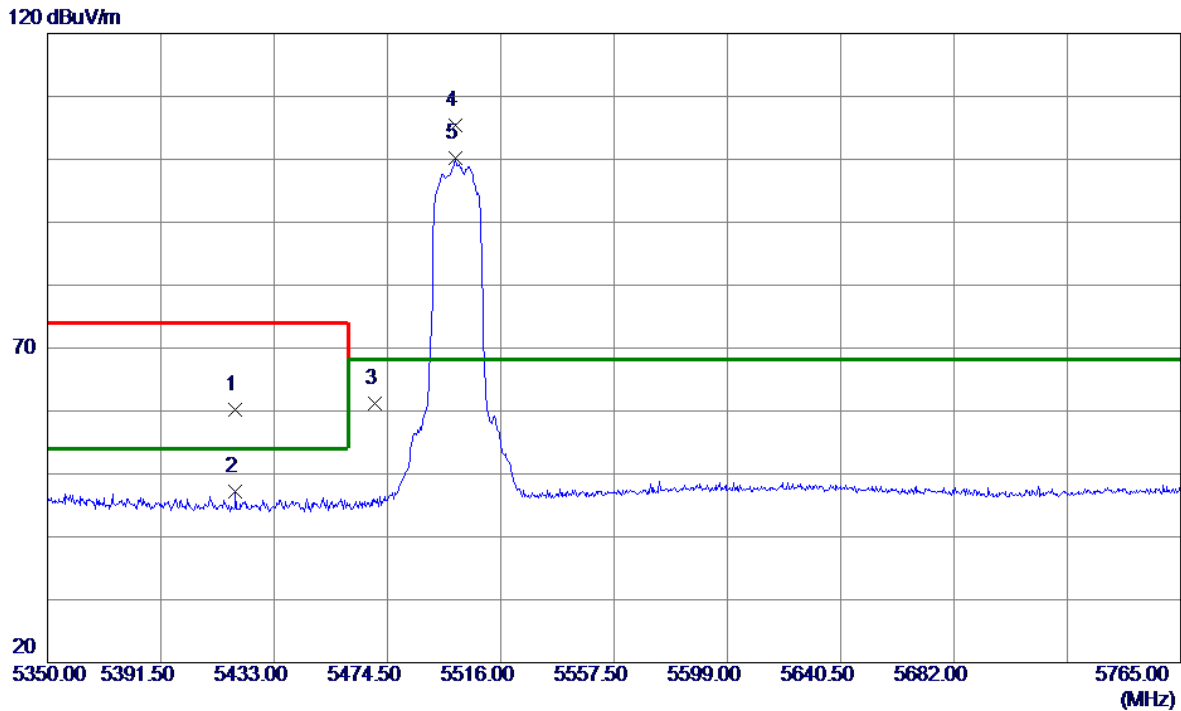


Test Mode	UNII-2C_TX A Mode 5500 MHz	Polarization	Vertical
-----------	----------------------------	--------------	----------

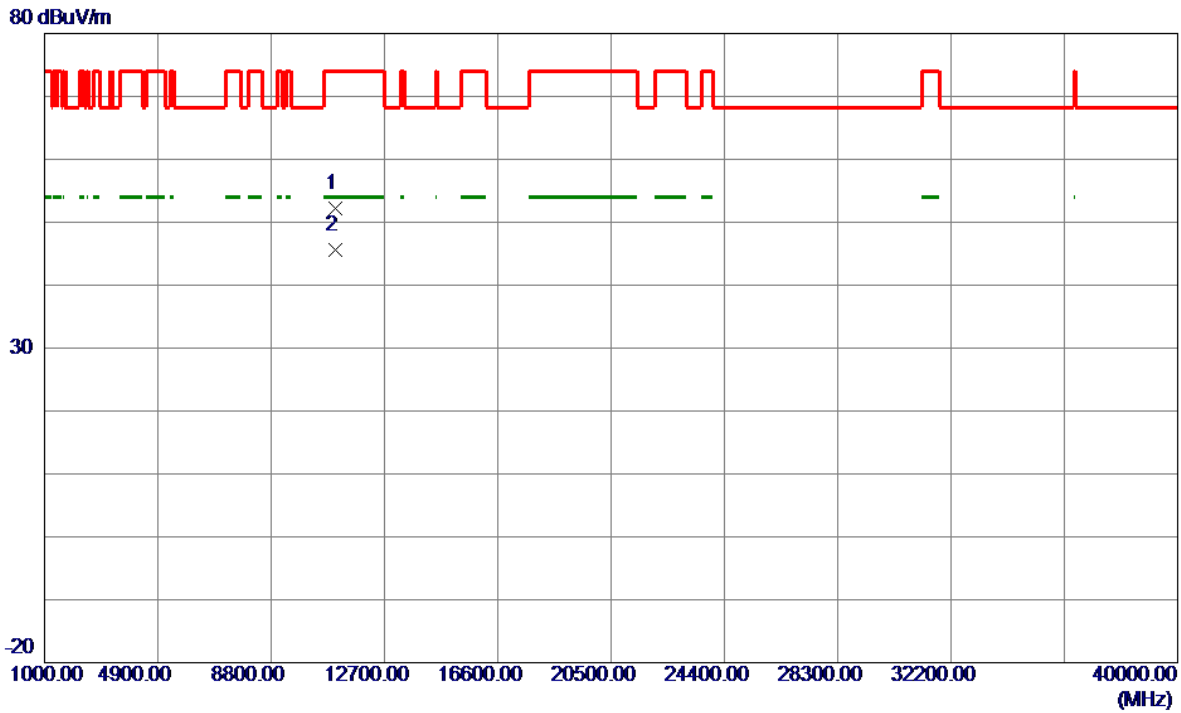


No.	Freq. MHz	Reading Level dBuV/m	Correct Factor dB	Measure ment dBuV/m	Limit dBuV/m	Margin dB	Detector	Comment
1	5418.8900	22.20	38.00	60.20	74.00	-13.80	Peak	
2	5418.8900	9.11	38.00	47.11	54.00	-6.89	AVG	
3	5470.0000	23.08	38.15	61.23	68.20	-6.97	Peak	
4 *	5499.1930	67.18	38.24	105.42	68.20	37.22	Peak	NO limit
5	5499.1930	61.88	38.24	100.12	68.20	31.92	AVG	NO limit

REMARKS:

- (1) Measurement Value = Reading Level + Correct Factor.
- (2) Margin Level = Measurement Value - Limit Value.

Test Mode	UNII-2C_TX A Mode 5500 MHz	Polarization	Vertical
-----------	----------------------------	--------------	----------

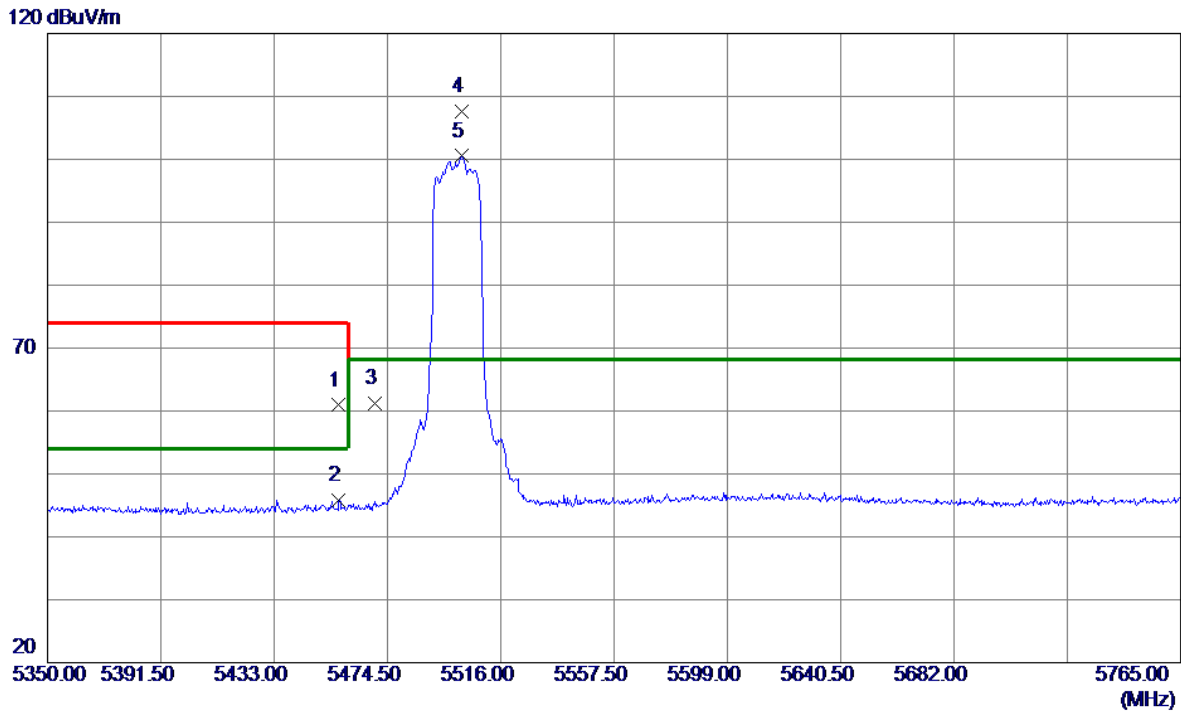


No.	Freq. MHz	Reading Level dBuV/m	Correct Factor dB	Measure ment dBuV/m	Limit dBuV/m	Margin dB	Detector	Comment
1	10995.7000	49.89	2.33	52.22	74.00	-21.78	Peak	
2 *	11001.3460	43.29	2.34	45.63	54.00	-8.37	AVG	

REMARKS:

- (1) Measurement Value = Reading Level + Correct Factor.
- (2) Margin Level = Measurement Value - Limit Value.

Test Mode	UNII-2C_TX A Mode 5500 MHz	Polarization	Horizontal
-----------	----------------------------	--------------	------------

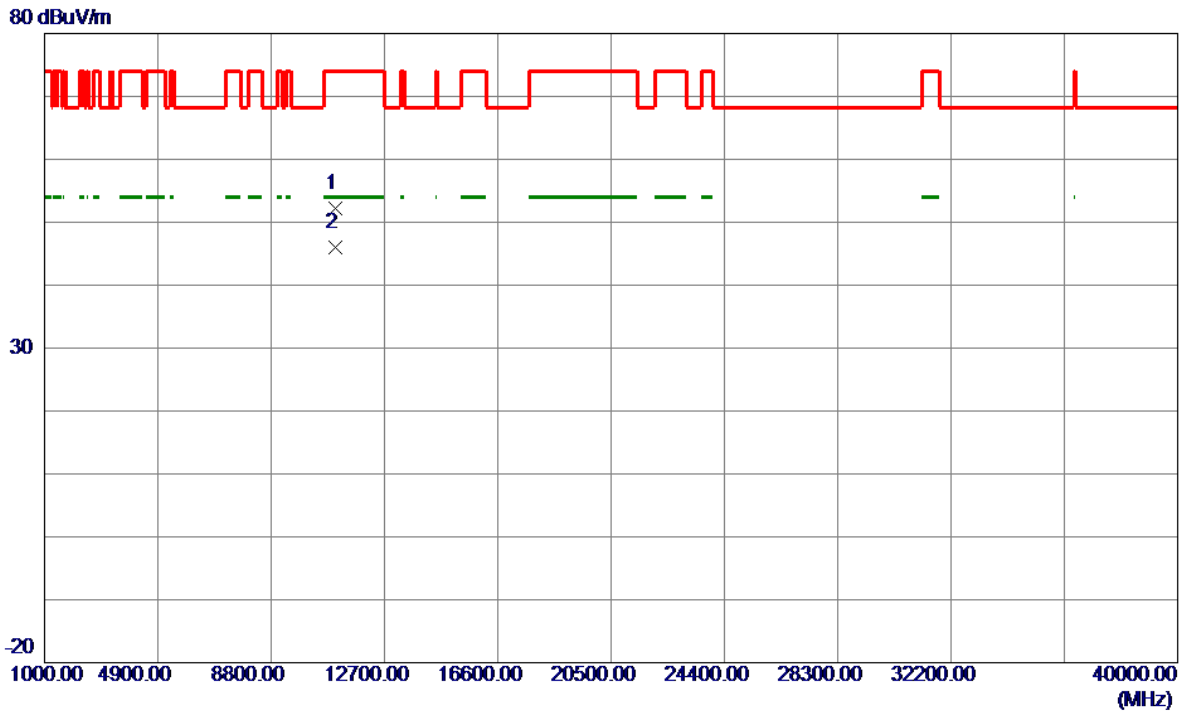


No.	Freq. MHz	Reading Level dBuV/m	Correct Factor dB	Measure ment dBuV/m	Limit dBuV/m	Margin dB	Detector	Comment
1	5456.6549	22.79	38.11	60.90	74.00	-13.10	Peak	
2	5456.6549	7.66	38.11	45.77	54.00	-8.23	AVG	
3	5470.0000	23.01	38.15	61.16	68.20	-7.04	Peak	
4 *	5501.4750	69.34	38.24	107.58	68.20	39.38	Peak	NO limit
5	5501.4750	62.26	38.24	100.50	68.20	32.30	AVG	NO limit

REMARKS:

- (1) Measurement Value = Reading Level + Correct Factor.
- (2) Margin Level = Measurement Value - Limit Value.

Test Mode	UNII-2C_TX A Mode 5500 MHz	Polarization	Horizontal
-----------	----------------------------	--------------	------------

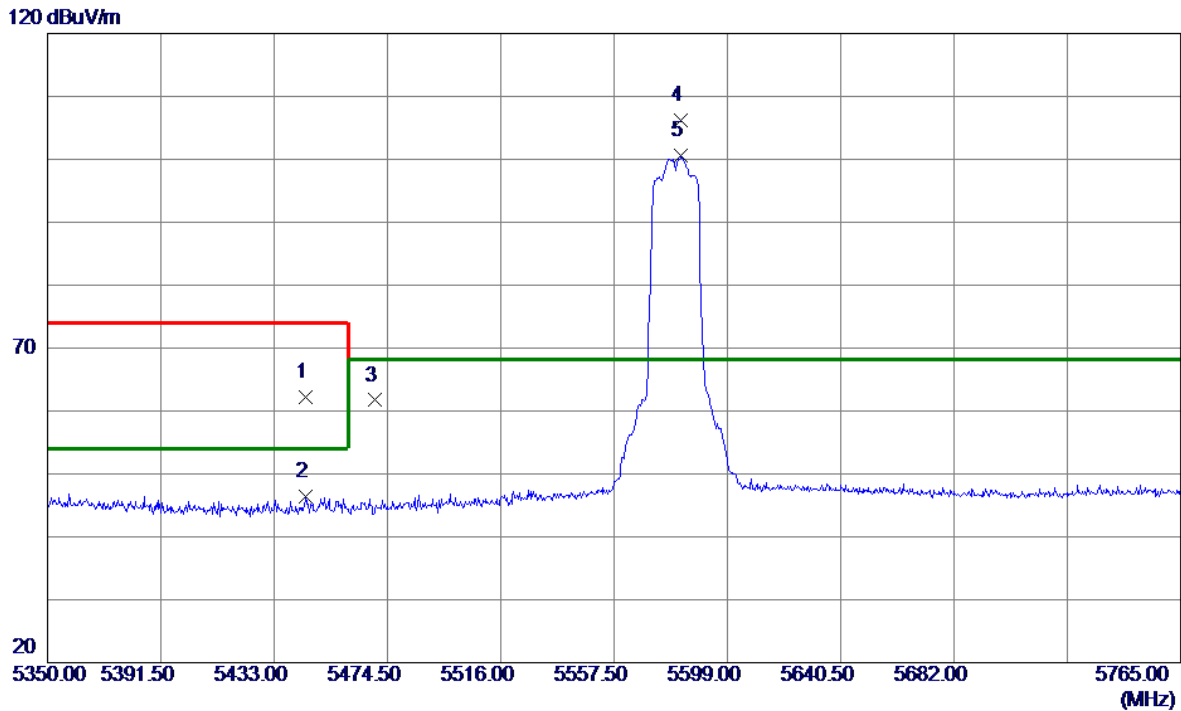


No.	Freq. MHz	Reading Level dBuV/m	Correct Factor dB	Measure ment dBuV/m	Limit dBuV/m	Margin dB	Detector	Comment
1	10999.6000	49.94	2.34	52.28	74.00	-21.72	Peak	
2 *	11002.5940	43.60	2.33	45.93	54.00	-8.07	AVG	

REMARKS:

- (1) Measurement Value = Reading Level + Correct Factor.
- (2) Margin Level = Measurement Value - Limit Value.

Test Mode	UNII-2C_TX A Mode 5580 MHz	Polarization	Vertical
-----------	----------------------------	--------------	----------

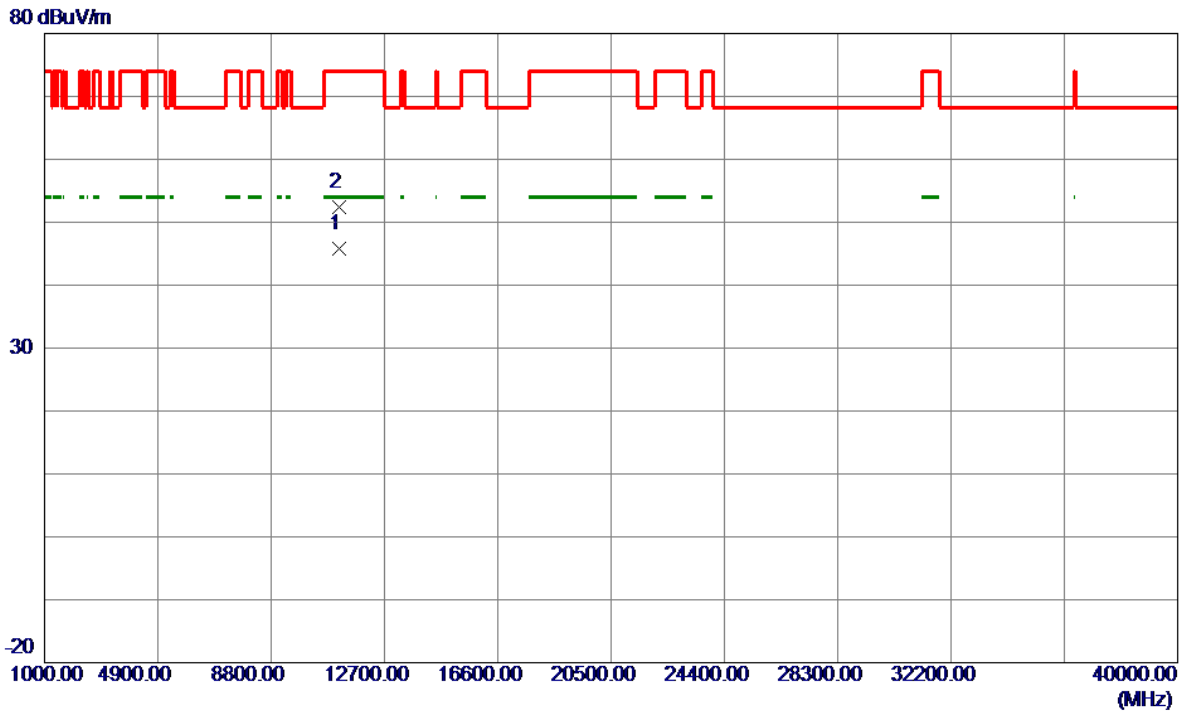


No.	Freq. MHz	Reading Level dBuV/m	Correct Factor dB	Measure ment dBuV/m	Limit dBuV/m	Margin dB	Detector	Comment
1	5444.6200	24.16	38.07	62.23	74.00	-11.77	Peak	
2	5444.6200	8.35	38.07	46.42	54.00	-7.58	AVG	
3	5470.0000	23.55	38.15	61.70	68.20	-6.50	Peak	
4 *	5581.9850	67.88	38.32	106.20	68.20	38.00	Peak	NO limit
5	5581.9850	62.28	38.32	100.60	68.20	32.40	AVG	NO limit

REMARKS:

- (1) Measurement Value = Reading Level + Correct Factor.
- (2) Margin Level = Measurement Value - Limit Value.

Test Mode	UNII-2C_TX A Mode 5580 MHz	Polarization	Vertical
-----------	----------------------------	--------------	----------

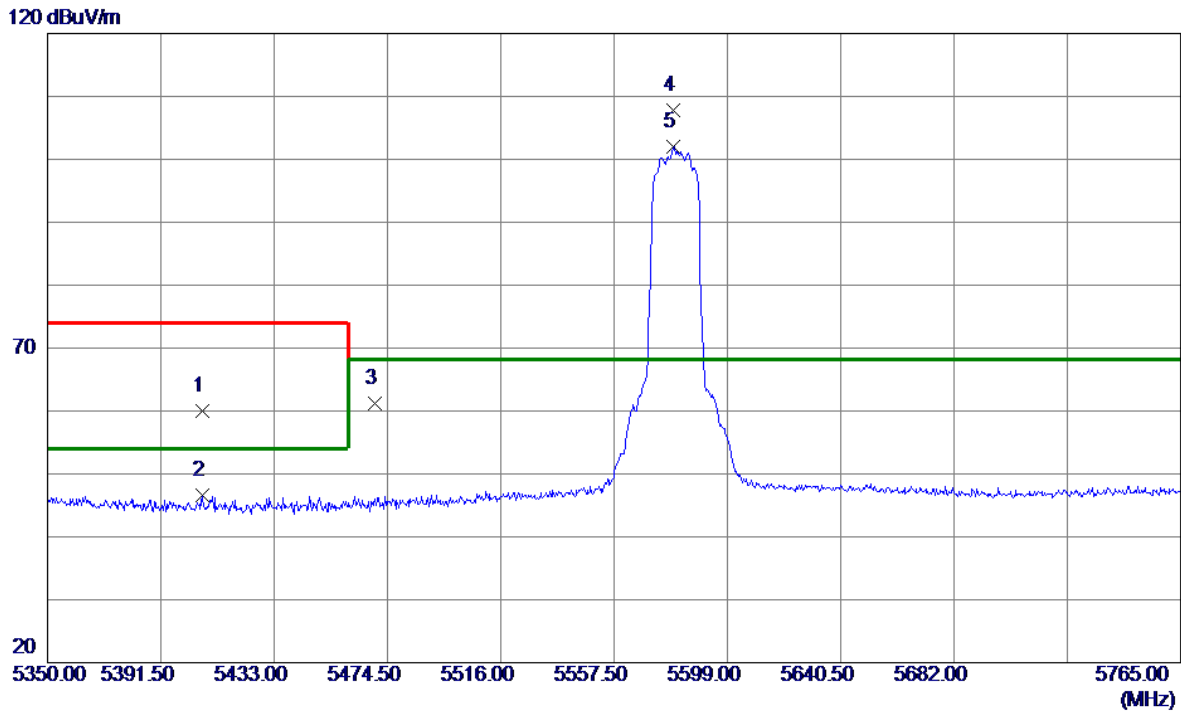


No.	Freq. MHz	Reading Level dBuV/m	Correct Factor dB	Measure ment dBuV/m	Limit dBuV/m	Margin dB	Detector	Comment
1 *	11160.6980	43.76	2.03	45.79	54.00	-8.21	AVG	
2	11161.4500	50.33	2.03	52.36	74.00	-21.64	Peak	

REMARKS:

- (1) Measurement Value = Reading Level + Correct Factor.
- (2) Margin Level = Measurement Value - Limit Value.

Test Mode	UNII-2C_TX A Mode 5580 MHz	Polarization	Horizontal
-----------	----------------------------	--------------	------------

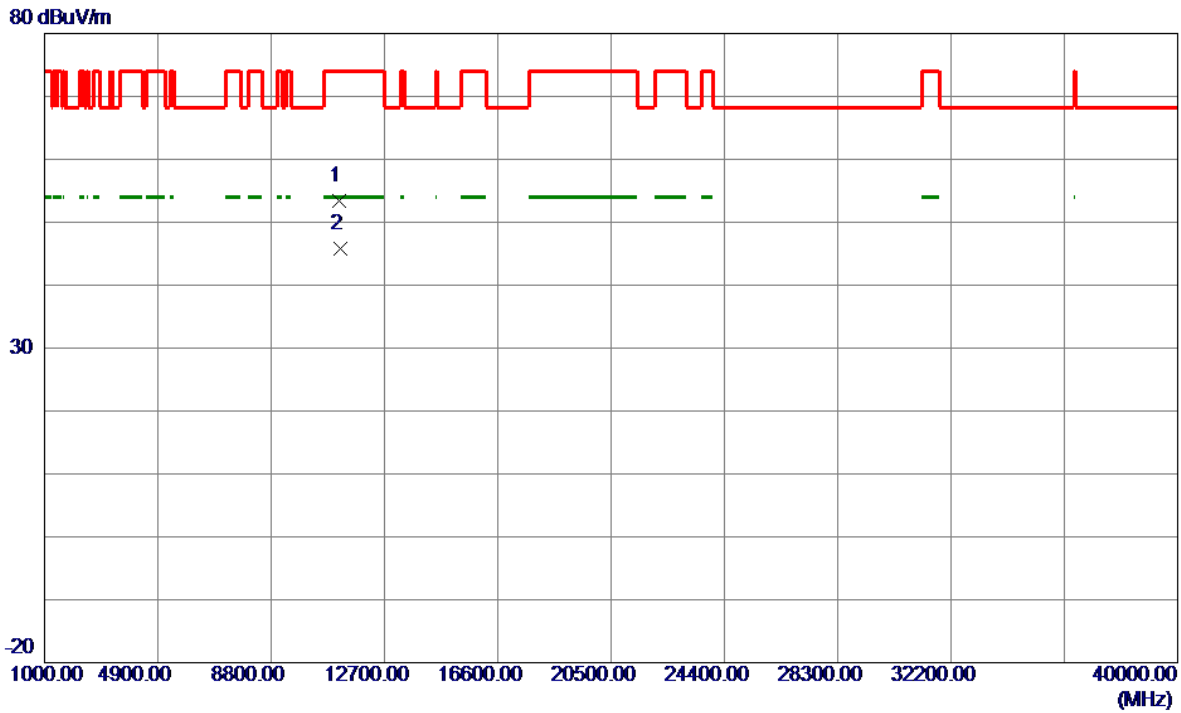


No.	Freq. MHz	Reading Level dBuV/m	Correct Factor dB	Measure ment dBuV/m	Limit dBuV/m	Margin dB	Detector	Comment
1	5406.6480	22.13	37.96	60.09	74.00	-13.91	Peak	
2	5406.6480	8.69	37.96	46.65	54.00	-7.35	AVG	
3	5470.0000	23.12	38.15	61.27	68.20	-6.93	Peak	
4 *	5579.2879	69.42	38.32	107.74	68.20	39.54	Peak	NO limit
5	5579.2879	63.75	38.32	102.07	68.20	33.87	AVG	NO limit

REMARKS:

- (1) Measurement Value = Reading Level + Correct Factor.
- (2) Margin Level = Measurement Value - Limit Value.

Test Mode	UNII-2C_TX A Mode 5580 MHz	Polarization	Horizontal
-----------	----------------------------	--------------	------------

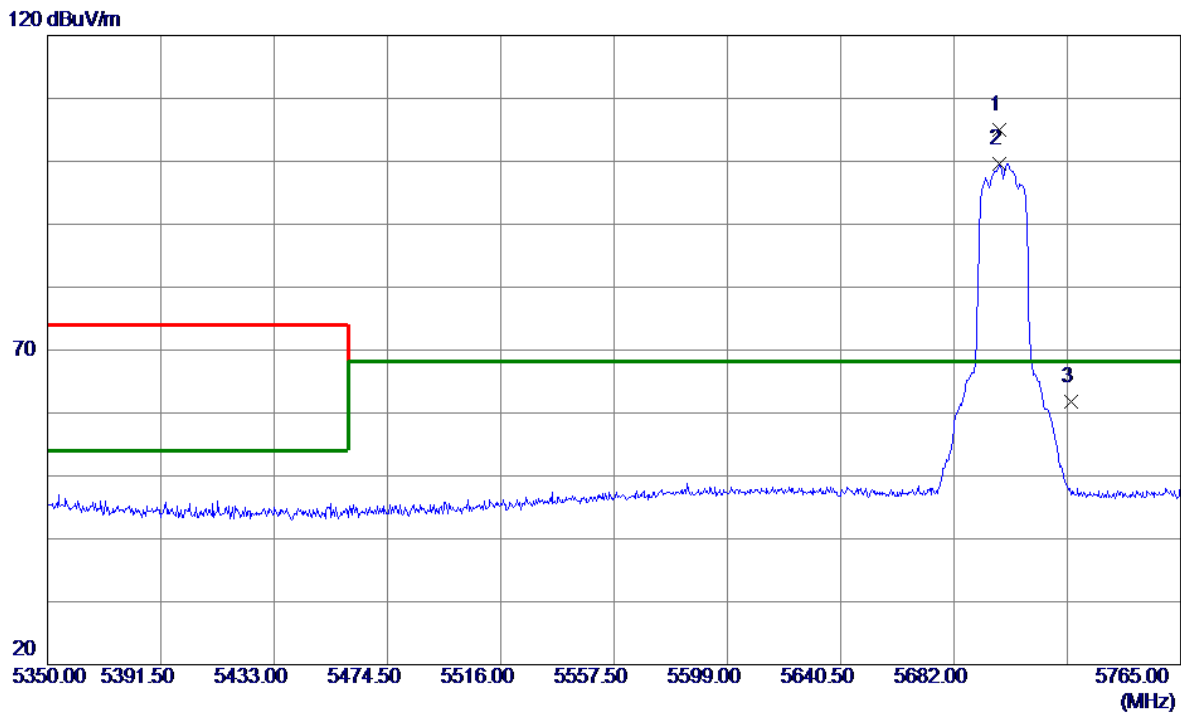


No.	Freq. MHz	Reading Level dBuV/m	Correct Factor dB	Measure ment dBuV/m	Limit dBuV/m	Margin dB	Detector	Comment
1	11157.5500	51.34	2.04	53.38	74.00	-20.62	Peak	
2 *	11162.6140	43.74	2.03	45.77	54.00	-8.23	AVG	

REMARKS:

- (1) Measurement Value = Reading Level + Correct Factor.
- (2) Margin Level = Measurement Value - Limit Value.

Test Mode	UNII-2C_TX A Mode 5700 MHz	Polarization	Vertical
-----------	----------------------------	--------------	----------

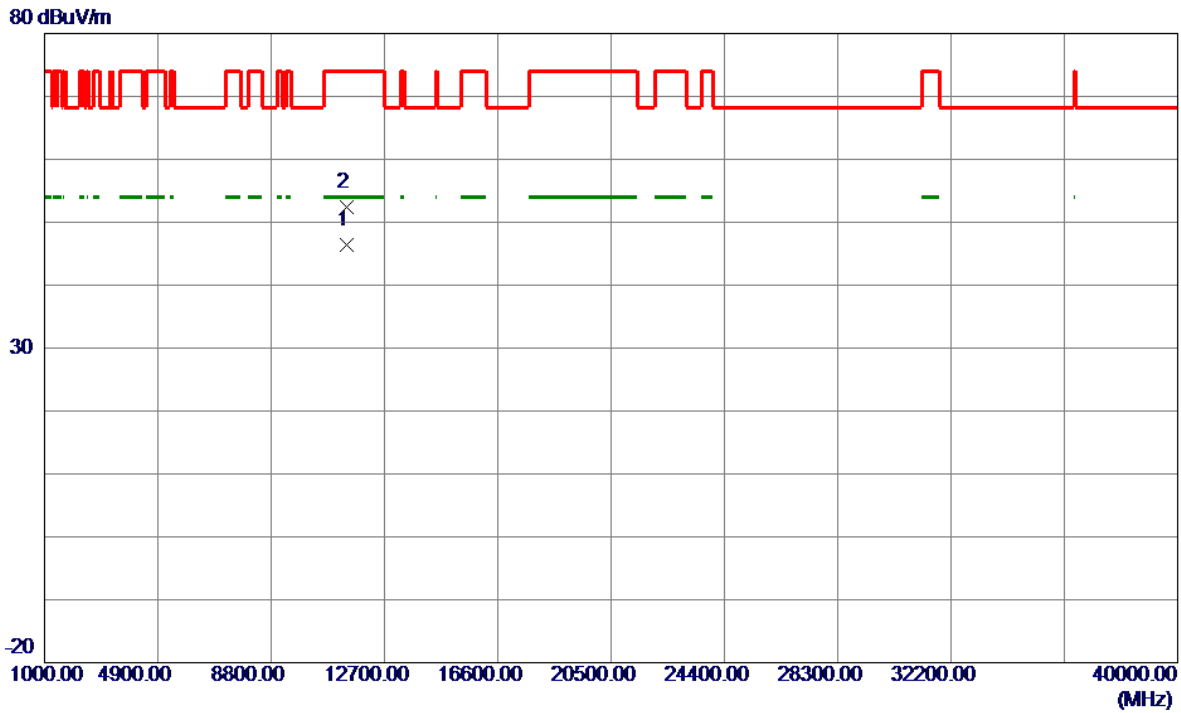


No.	Freq. MHz	Reading Level dBuV/m	Correct Factor dB	Measure ment dBuV/m	Limit dBuV/m	Margin dB	Detector	Comment
1 *	5698.6000	66.67	38.40	105.07	68.20	36.87	Peak	NO limit
2	5698.6000	61.20	38.40	99.60	68.20	31.40	AVG	NO limit
3	5725.0000	23.39	38.50	61.89	68.20	-6.31	Peak	

REMARKS:

- (1) Measurement Value = Reading Level + Correct Factor.
- (2) Margin Level = Measurement Value - Limit Value.

Test Mode	UNII-2C_TX A Mode 5700 MHz	Polarization	Vertical
-----------	----------------------------	--------------	----------

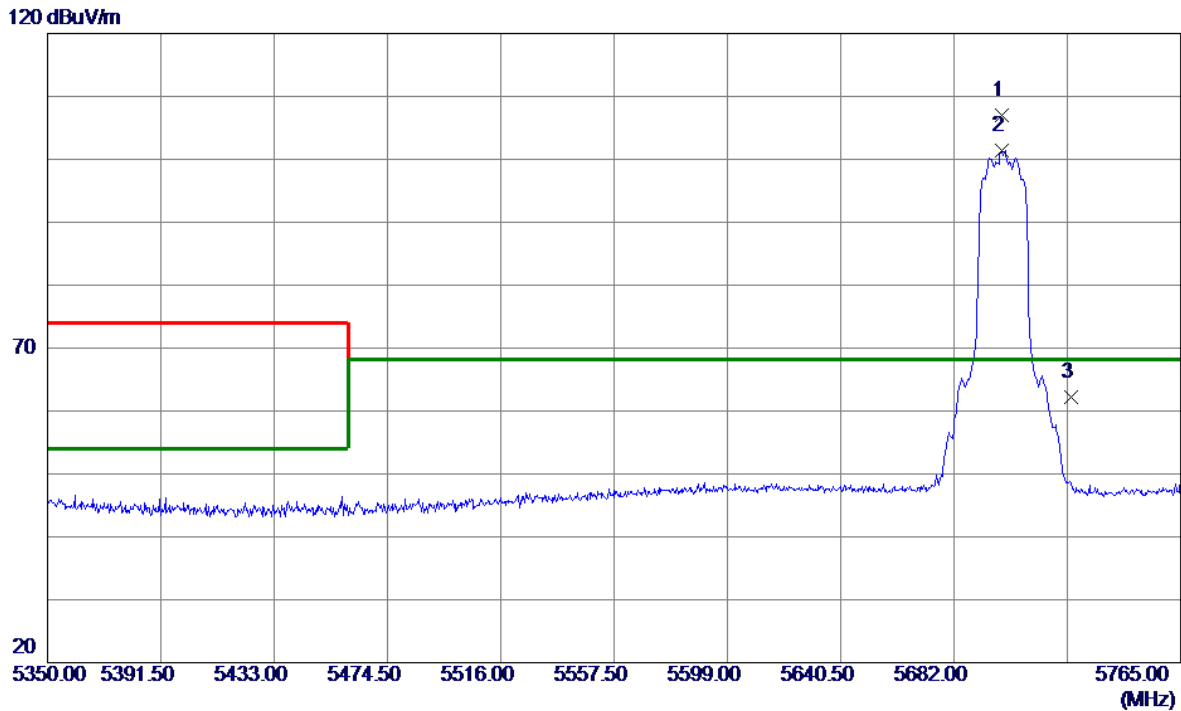


No.	Freq. MHz	Reading Level dBuV/m	Correct Factor dB	Measure ment dBuV/m	Limit dBuV/m	Margin dB	Detector	Comment
1 *	11399.4840	44.22	2.13	46.35	54.00	-7.65	AVG	
2	11403.2500	50.27	2.13	52.40	74.00	-21.60	Peak	

REMARKS:

- (1) Measurement Value = Reading Level + Correct Factor.
- (2) Margin Level = Measurement Value - Limit Value.

Test Mode	UNII-2C_TX A Mode 5700 MHz	Polarization	Horizontal
-----------	----------------------------	--------------	------------

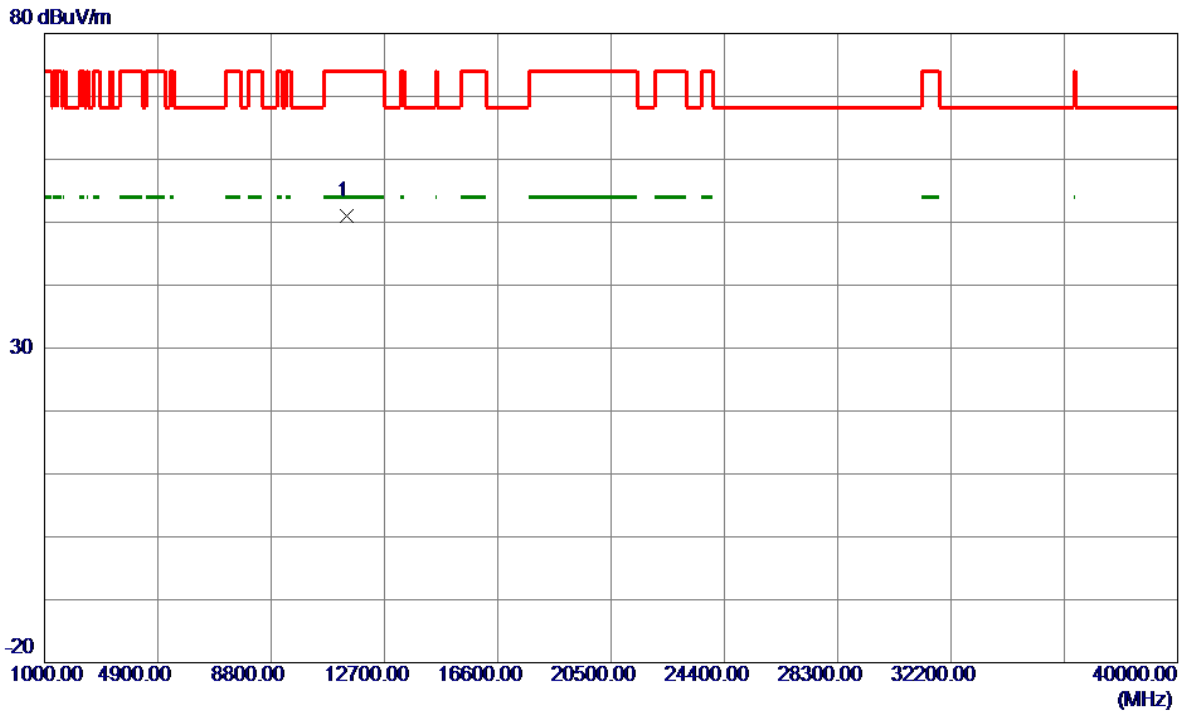


No.	Freq. MHz	Reading Level dBuV/m	Correct Factor dB	Measure ment dBuV/m	Limit dBuV/m	Margin dB	Detector	Comment
1 *	5699.4300	68.54	38.40	106.94	68.20	38.74	Peak	NO limit
2	5699.4300	62.99	38.40	101.39	68.20	33.19	AVG	NO limit
3	5725.0000	23.72	38.50	62.22	68.20	-5.98	Peak	

REMARKS:

- (1) Measurement Value = Reading Level + Correct Factor.
- (2) Margin Level = Measurement Value - Limit Value.

Test Mode	UNII-2C_TX A Mode 5700 MHz	Polarization	Horizontal
-----------	----------------------------	--------------	------------

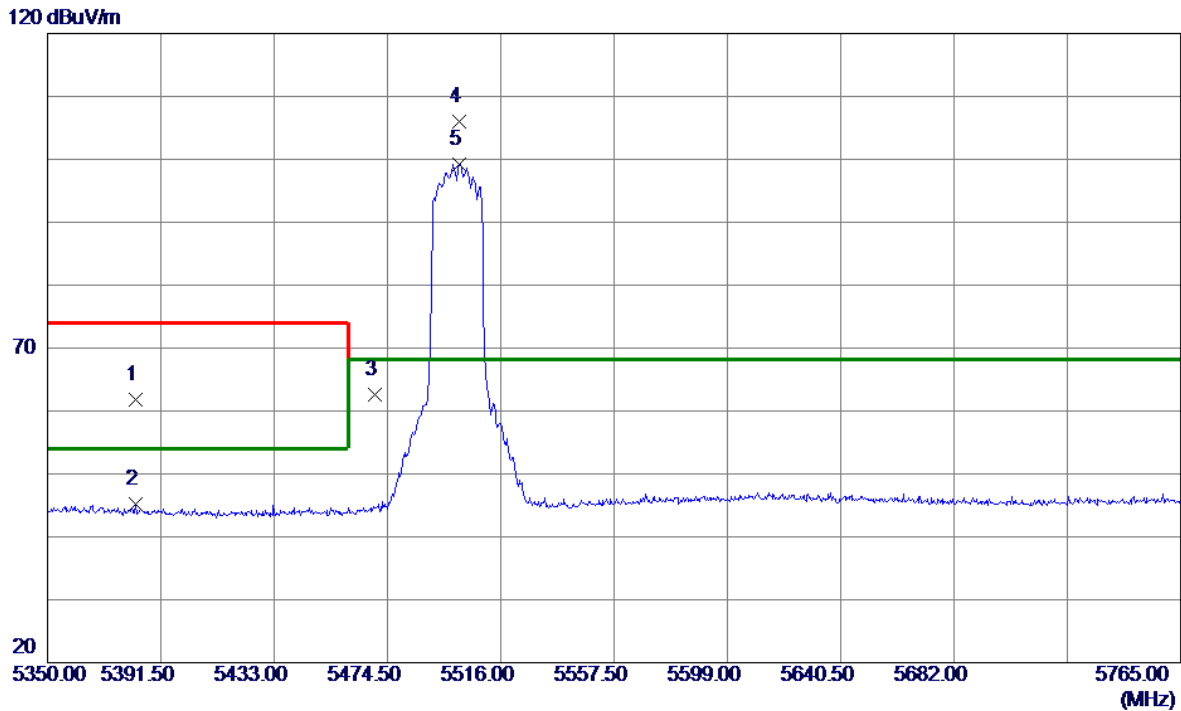


No.	Freq. MHz	Reading Level dBuV/m	Correct Factor dB	Measure ment dBuV/m	Limit dBuV/m	Margin dB	Detector	Comment
1 *	11403.2500	48.79	2.13	50.92	74.00	-23.08	Peak	

REMARKS:

- (1) Measurement Value = Reading Level + Correct Factor.
- (2) Margin Level = Measurement Value - Limit Value.

Test Mode	UNII-2C_TX AC(VHT20) Mode 5500 MHz	Polarization	Vertical
-----------	------------------------------------	--------------	----------

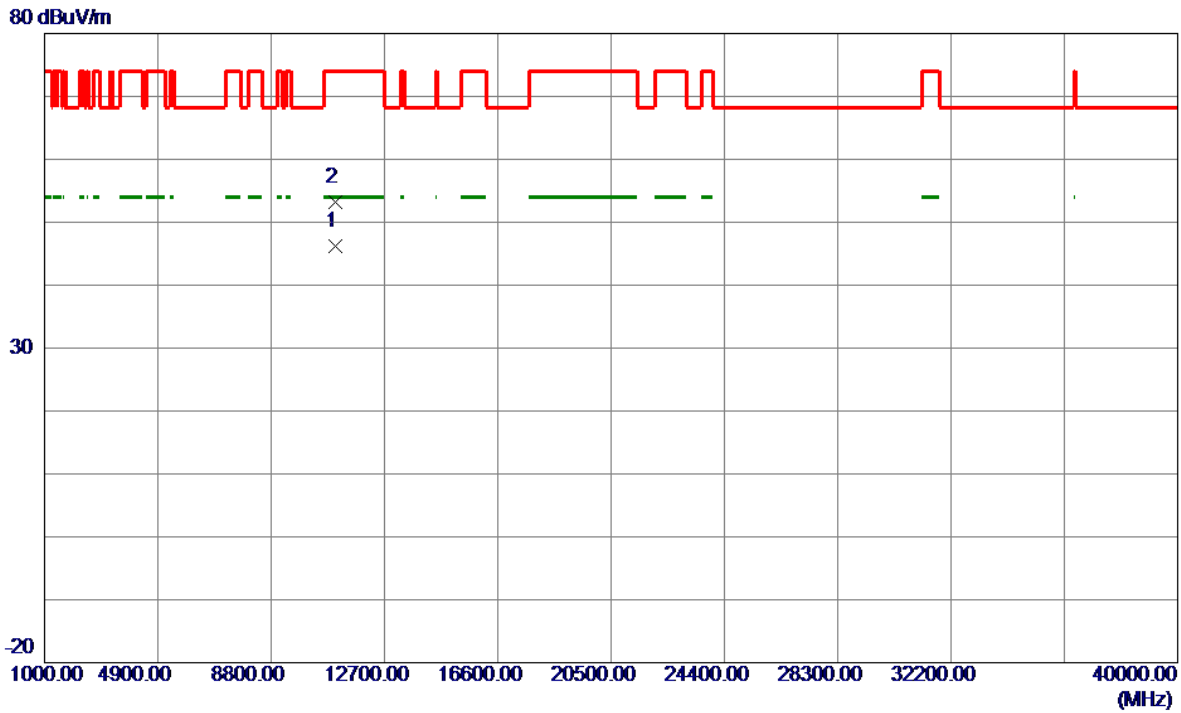


No.	Freq. MHz	Reading Level dBuV/m	Correct Factor dB	Measure ment dBuV/m	Limit dBuV/m	Margin dB	Detector	Comment
1	5382.3700	23.88	37.87	61.75	74.00	-12.25	Peak	
2	5382.3700	7.26	37.87	45.13	54.00	-8.87	AVG	
3	5470.0000	24.42	38.15	62.57	68.20	-5.63	Peak	
4 *	5500.8520	67.75	38.24	105.99	68.20	37.79	Peak	NO limit
5	5500.8520	61.00	38.24	99.24	68.20	31.04	AVG	NO limit

REMARKS:

- (1) Measurement Value = Reading Level + Correct Factor.
- (2) Margin Level = Measurement Value - Limit Value.

Test Mode	UNII-2C_TX AC(VHT20) Mode 5500 MHz	Polarization	Vertical
-----------	------------------------------------	--------------	----------

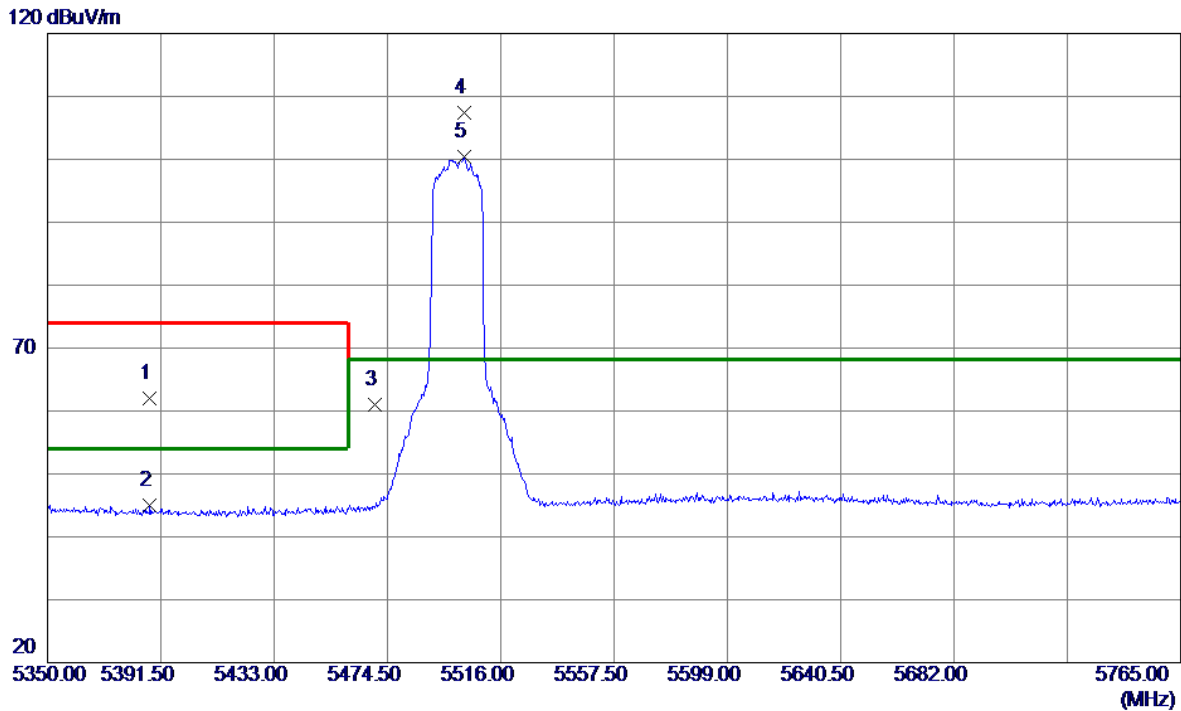


No.	Freq. MHz	Reading Level dBuV/m	Correct Factor dB	Measure ment dBuV/m	Limit dBuV/m	Margin dB	Detector	Comment
1 *	10998.0380	43.90	2.34	46.24	54.00	-7.76	AVG	
2	10999.6000	50.84	2.34	53.18	74.00	-20.82	Peak	

REMARKS:

- (1) Measurement Value = Reading Level + Correct Factor.
- (2) Margin Level = Measurement Value - Limit Value.

Test Mode	UNII-2C_TX AC(VHT20) Mode 5500 MHz	Polarization	Horizontal
-----------	------------------------------------	--------------	------------

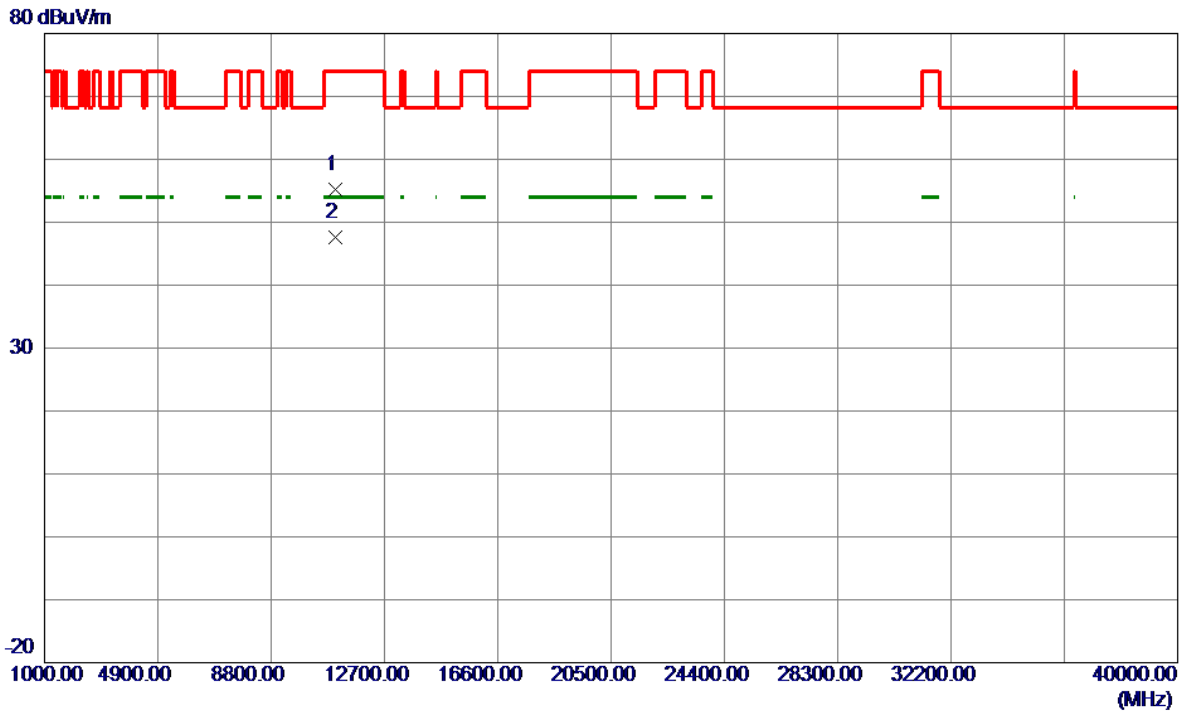


No.	Freq. MHz	Reading Level dBuV/m	Correct Factor dB	Measure ment dBuV/m	Limit dBuV/m	Margin dB	Detector	Comment
1	5387.5570	24.08	37.89	61.97	74.00	-12.03	Peak	
2	5387.5570	7.09	37.89	44.98	54.00	-9.02	AVG	
3	5470.0000	22.87	38.15	61.02	68.20	-7.18	Peak	
4 *	5502.5120	69.12	38.24	107.36	68.20	39.16	Peak	NO limit
5	5502.5120	62.19	38.24	100.43	68.20	32.23	AVG	NO limit

REMARKS:

- (1) Measurement Value = Reading Level + Correct Factor.
- (2) Margin Level = Measurement Value - Limit Value.

Test Mode	UNII-2C_TX AC(VHT20) Mode 5500 MHz	Polarization	Horizontal
-----------	------------------------------------	--------------	------------

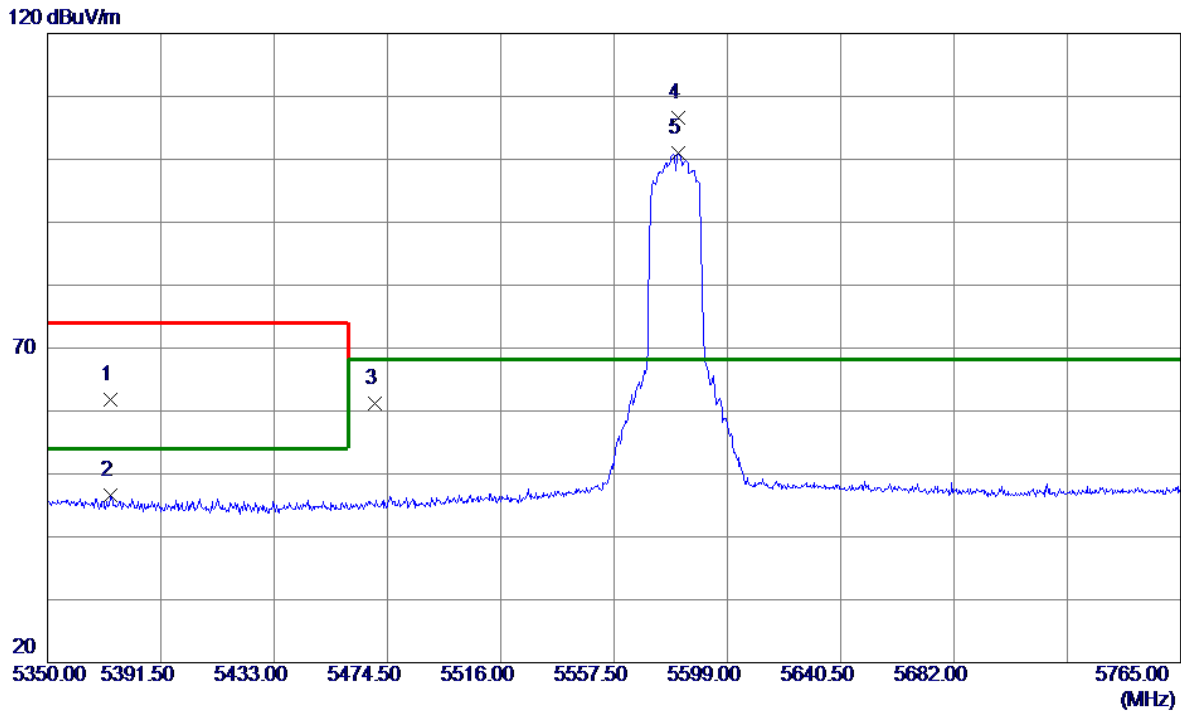


No.	Freq. MHz	Reading Level dBuV/m	Correct Factor dB	Measure ment dBuV/m	Limit dBuV/m	Margin dB	Detector	Comment
1	11001.5500	52.90	2.34	55.24	74.00	-18.76	Peak	
2 *	11002.2200	45.32	2.34	47.66	54.00	-6.34	AVG	

REMARKS:

- (1) Measurement Value = Reading Level + Correct Factor.
- (2) Margin Level = Measurement Value - Limit Value.

Test Mode	UNII-2C_TX AC(VHT20) Mode 5580 MHz	Polarization	Vertical
-----------	------------------------------------	--------------	----------

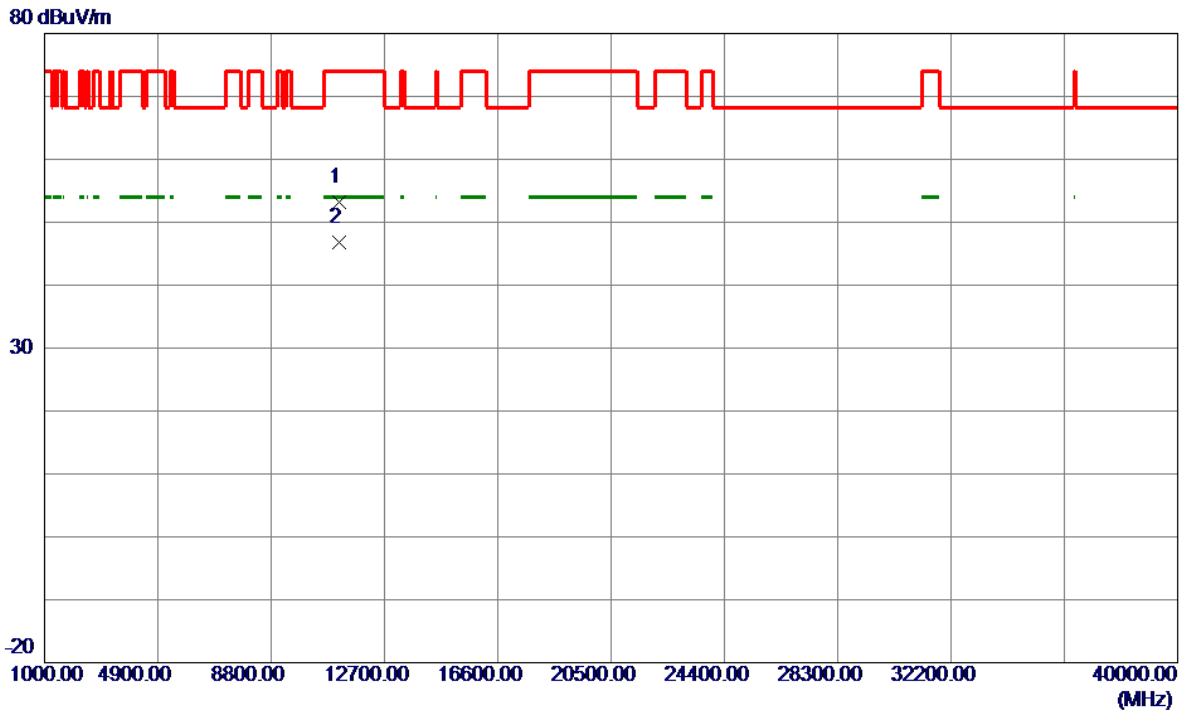


No.	Freq. MHz	Reading Level dBuV/m	Correct Factor dB	Measure ment dBuV/m	Limit dBuV/m	Margin dB	Detector	Comment
1	5373.2400	23.89	37.83	61.72	74.00	-12.28	Peak	
2	5373.2400	8.70	37.83	46.53	54.00	-7.47	AVG	
3	5470.0000	23.13	38.15	61.28	68.20	-6.92	Peak	
4 *	5580.9480	68.27	38.32	106.59	68.20	38.39	Peak	NO limit
5	5580.9480	62.63	38.32	100.95	68.20	32.75	AVG	NO limit

REMARKS:

- (1) Measurement Value = Reading Level + Correct Factor.
- (2) Margin Level = Measurement Value - Limit Value.

Test Mode	UNII-2C_TX AC(VHT20) Mode 5580 MHz	Polarization	Vertical
-----------	------------------------------------	--------------	----------

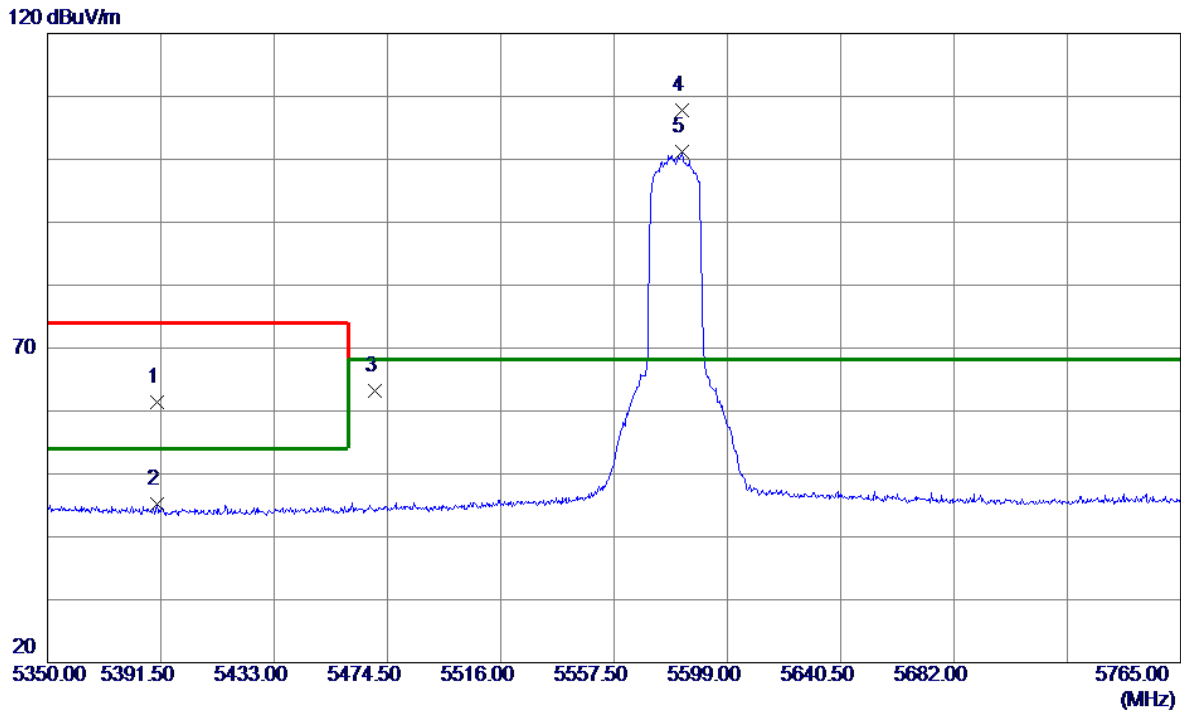


No.	Freq. MHz	Reading Level dBuV/m	Correct Factor dB	Measure ment dBuV/m	Limit dBuV/m	Margin dB	Detector	Comment
1	11157.5500	51.25	2.04	53.29	74.00	-20.71	Peak	
2 *	11160.5660	44.69	2.03	46.72	54.00	-7.28	AVG	

REMARKS:

- (1) Measurement Value = Reading Level + Correct Factor.
- (2) Margin Level = Measurement Value - Limit Value.

Test Mode	UNII-2C_TX AC(VHT20) Mode 5580 MHz	Polarization	Horizontal
-----------	------------------------------------	--------------	------------

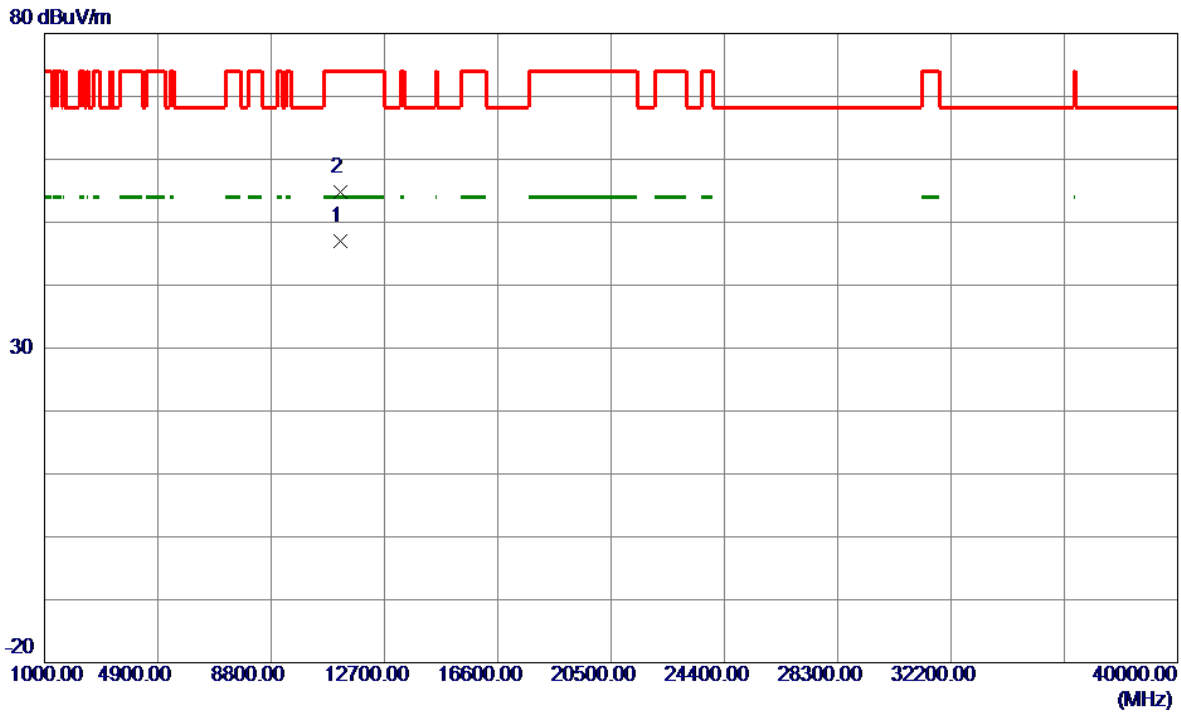


No.	Freq. MHz	Reading Level dBuV/m	Correct Factor dB	Measure ment dBuV/m	Limit dBuV/m	Margin dB	Detector	Comment
1	5390.0470	23.49	37.90	61.39	74.00	-12.61	Peak	
2	5390.0470	7.34	37.90	45.24	54.00	-8.76	AVG	
3	5470.0000	25.07	38.15	63.22	68.20	-4.98	Peak	
4 *	5582.4000	69.46	38.32	107.78	68.20	39.58	Peak	NO limit
5	5582.4000	62.83	38.32	101.15	68.20	32.95	AVG	NO limit

REMARKS:

- (1) Measurement Value = Reading Level + Correct Factor.
- (2) Margin Level = Measurement Value - Limit Value.

Test Mode	UNII-2C_TX AC(VHT20) Mode 5580 MHz	Polarization	Horizontal
-----------	------------------------------------	--------------	------------

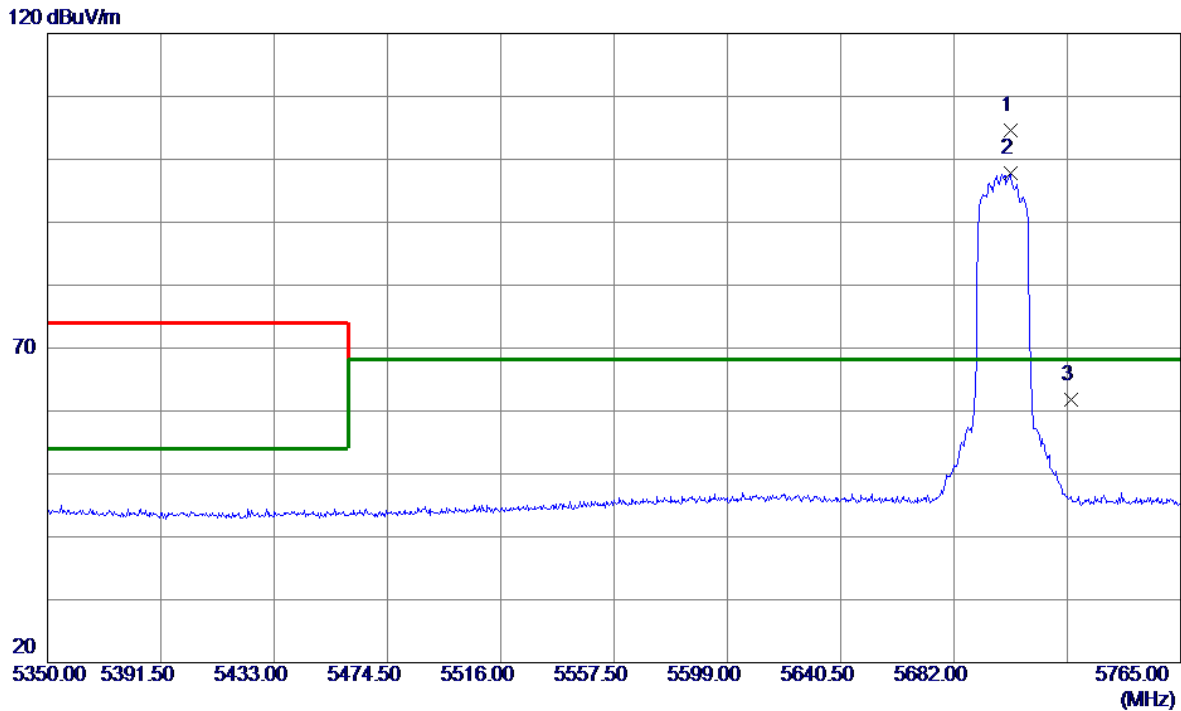


No.	Freq. MHz	Reading Level dBuV/m	Correct Factor dB	Measure ment dBuV/m	Limit dBuV/m	Margin dB	Detector	Comment
1 *	11162.3820	44.97	2.03	47.00	54.00	-7.00	AVG	
2	11167.3000	52.84	2.02	54.86	74.00	-19.14	Peak	

REMARKS:

- (1) Measurement Value = Reading Level + Correct Factor.
- (2) Margin Level = Measurement Value - Limit Value.

Test Mode	UNII-2C_TX AC(VHT20) Mode 5700 MHz	Polarization	Vertical
-----------	------------------------------------	--------------	----------

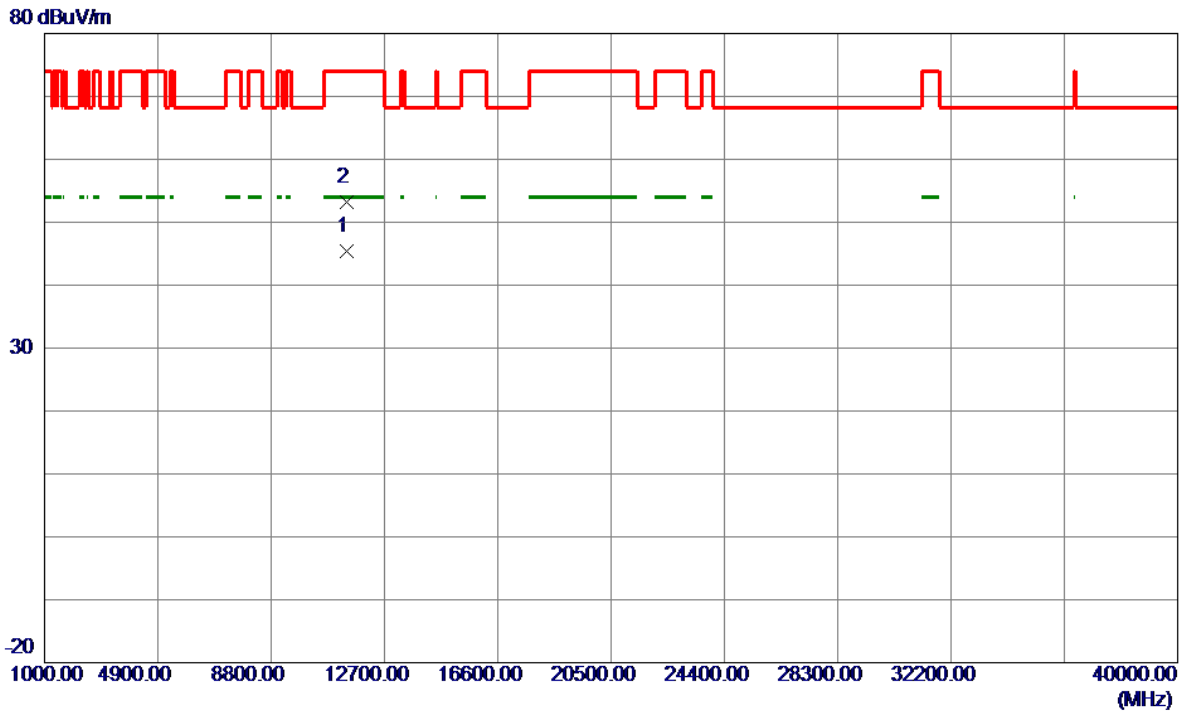


No.	Freq. MHz	Reading Level dBuV/m	Correct Factor dB	Measure ment dBuV/m	Limit dBuV/m	Margin dB	Detector	Comment
1 *	5702.5419	66.26	38.41	104.67	68.20	36.47	Peak	NO limit
2	5702.5419	59.30	38.41	97.71	68.20	29.51	AVG	NO limit
3	5725.0000	23.23	38.50	61.73	68.20	-6.47	Peak	

REMARKS:

- (1) Measurement Value = Reading Level + Correct Factor.
- (2) Margin Level = Measurement Value - Limit Value.

Test Mode	UNII-2C_TX AC(VHT20) Mode 5700 MHz	Polarization	Vertical
-----------	------------------------------------	--------------	----------

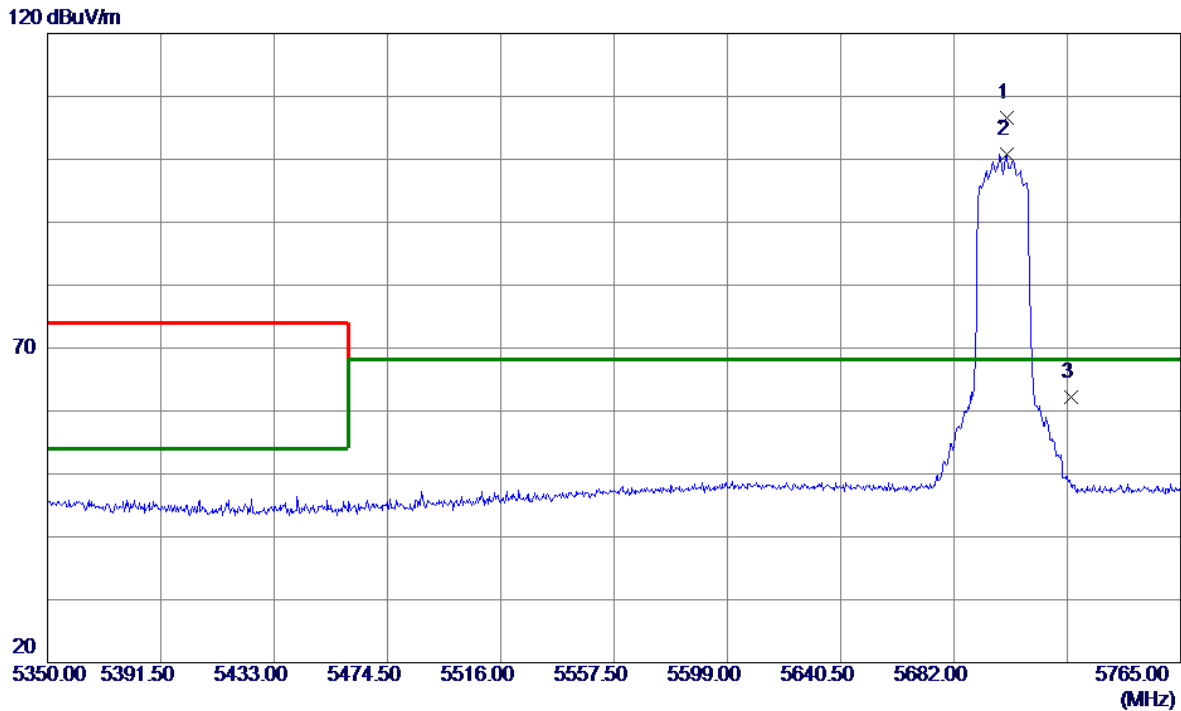


No.	Freq. MHz	Reading Level dBuV/m	Correct Factor dB	Measure ment dBuV/m	Limit dBuV/m	Margin dB	Detector	Comment
1 *	11399.8680	43.35	2.13	45.48	54.00	-8.52	AVG	
2	11403.2500	51.15	2.13	53.28	74.00	-20.72	Peak	

REMARKS:

- (1) Measurement Value = Reading Level + Correct Factor.
- (2) Margin Level = Measurement Value - Limit Value.

Test Mode	UNII-2C_TX AC(VHT20) Mode 5700 MHz	Polarization	Horizontal
-----------	------------------------------------	--------------	------------

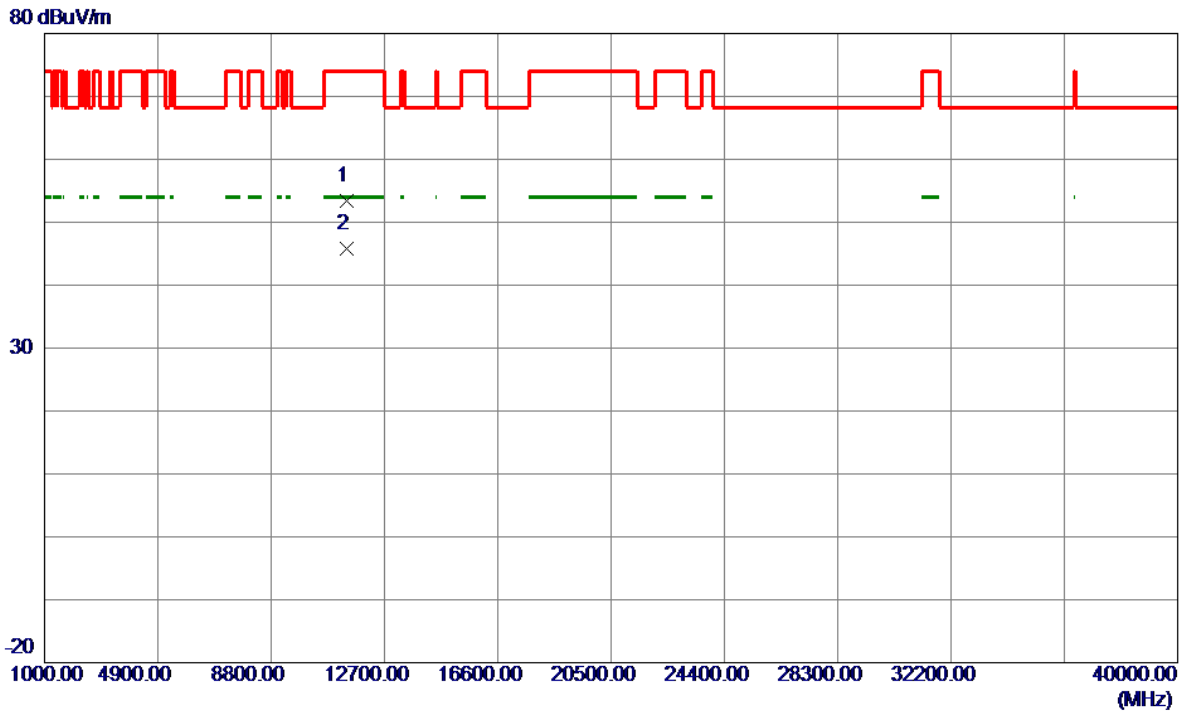


No.	Freq. MHz	Reading Level dBuV/m	Correct Factor dB	Measure ment dBuV/m	Limit dBuV/m	Margin dB	Detector	Comment
1 *	5701.2970	68.19	38.41	106.60	68.20	38.40	Peak	NO limit
2	5701.2970	62.45	38.41	100.86	68.20	32.66	AVG	NO limit
3	5725.0000	23.68	38.50	62.18	68.20	-6.02	Peak	

REMARKS:

- (1) Measurement Value = Reading Level + Correct Factor.
- (2) Margin Level = Measurement Value - Limit Value.

Test Mode	UNII-2C_TX AC(VHT20) Mode 5700 MHz	Polarization	Horizontal
-----------	------------------------------------	--------------	------------

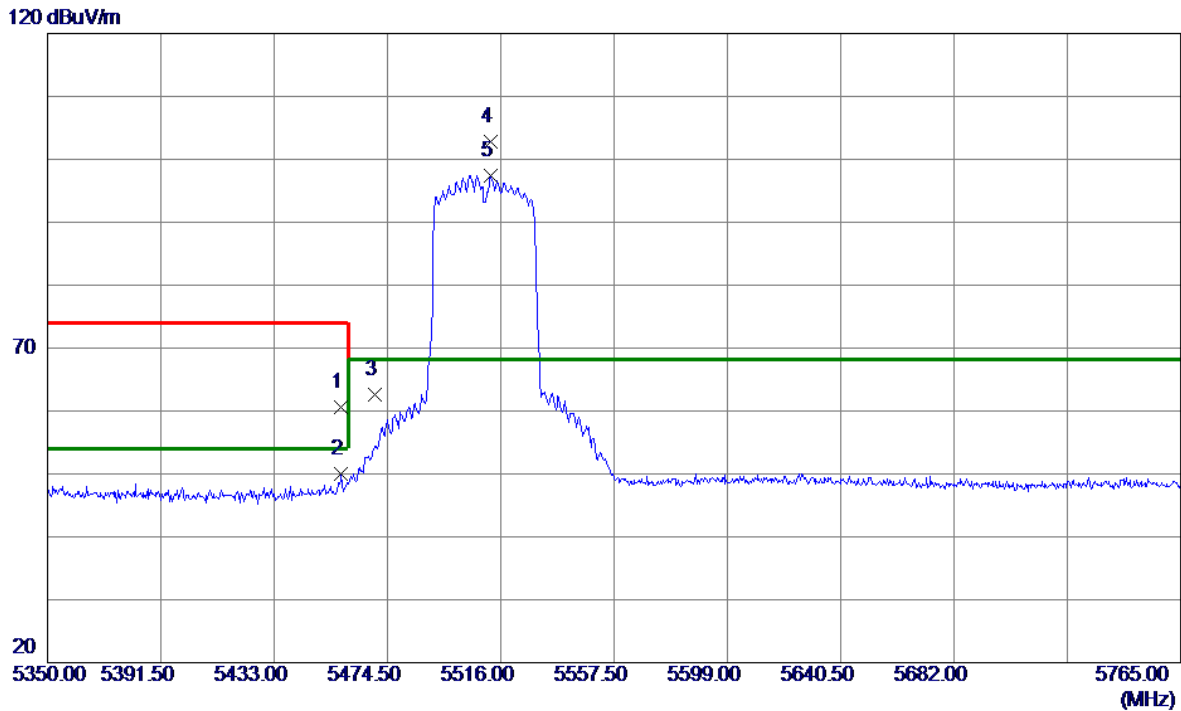


No.	Freq. MHz	Reading Level dBuV/m	Correct Factor dB	Measure ment dBuV/m	Limit dBuV/m	Margin dB	Detector	Comment
1	11399.3500	51.32	2.13	53.45	74.00	-20.55	Peak	
2 *	11400.1320	43.76	2.13	45.89	54.00	-8.11	AVG	

REMARKS:

- (1) Measurement Value = Reading Level + Correct Factor.
- (2) Margin Level = Measurement Value - Limit Value.

Test Mode	UNII-2C_TX AC(VHT40) Mode 5510 MHz	Polarization	Vertical
-----------	------------------------------------	--------------	----------

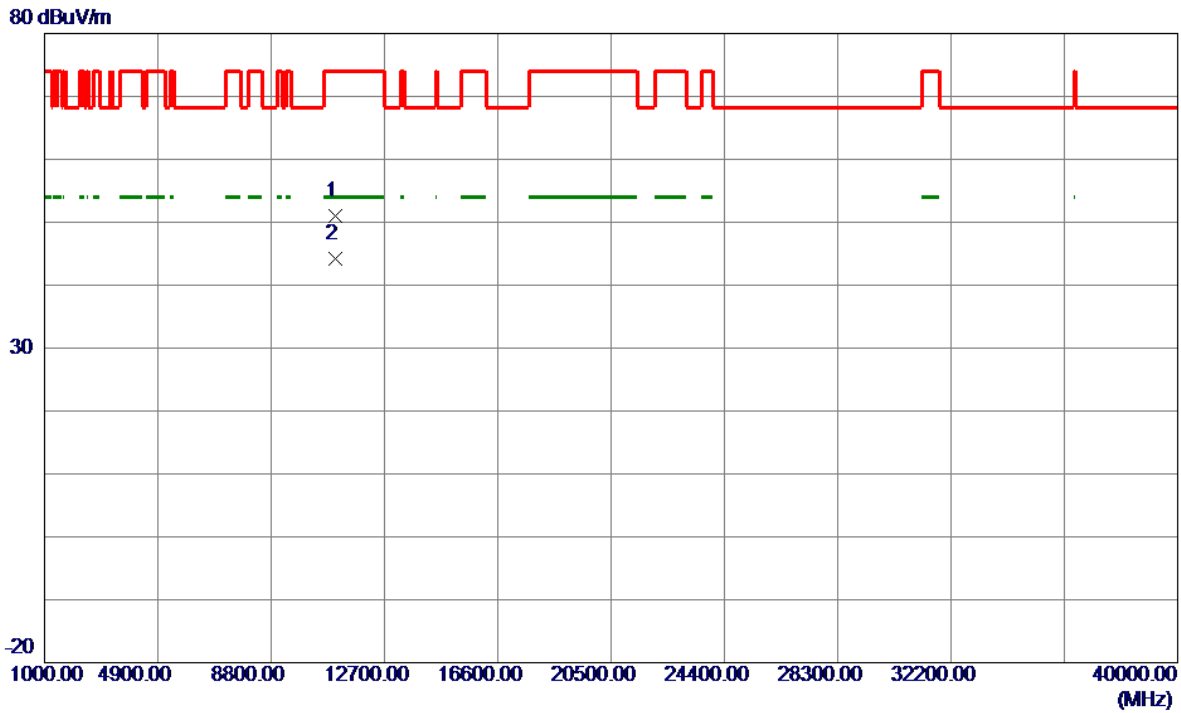


No.	Freq. MHz	Reading Level dBuV/m	Correct Factor dB	Measure ment dBuV/m	Limit dBuV/m	Margin dB	Detector	Comment
1	5457.4850	22.49	38.11	60.60	74.00	-13.40	Peak	
2	5457.4850	11.95	38.11	50.06	54.00	-3.94	AVG	
3	5470.0000	24.44	38.15	62.59	68.20	-5.61	Peak	
4 *	5512.2650	64.58	38.25	102.83	68.20	34.63	Peak	NO limit
5	5512.2650	59.20	38.25	97.45	68.20	29.25	AVG	NO limit

REMARKS:

- (1) Measurement Value = Reading Level + Correct Factor.
- (2) Margin Level = Measurement Value - Limit Value.

Test Mode	UNII-2C_TX AC(VHT40) Mode 5510 MHz	Polarization	Vertical
-----------	------------------------------------	--------------	----------

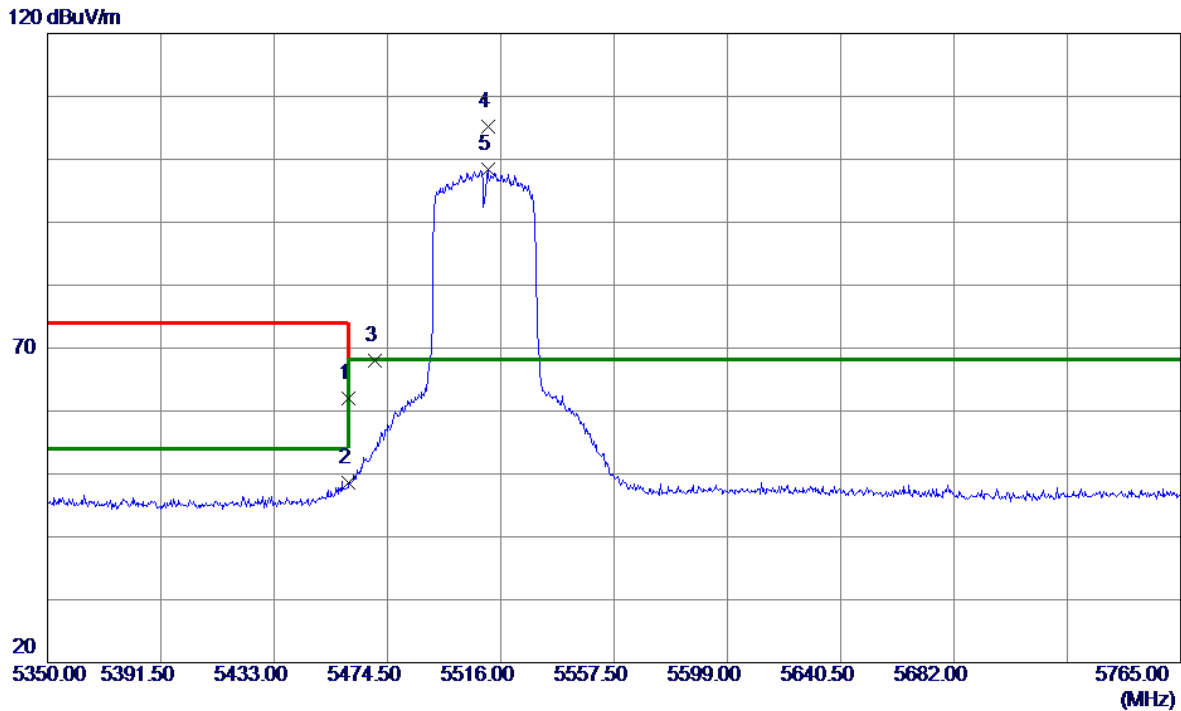


No.	Freq. MHz	Reading Level dBuV/m	Correct Factor dB	Measure ment dBuV/m	Limit dBuV/m	Margin dB	Detector	Comment
1	11011.3000	48.69	2.32	51.01	74.00	-22.99	Peak	
2 *	11020.4920	41.92	2.30	44.22	54.00	-9.78	AVG	

REMARKS:

- (1) Measurement Value = Reading Level + Correct Factor.
- (2) Margin Level = Measurement Value - Limit Value.

Test Mode	UNII-2C_TX AC(VHT40) Mode 5510 MHz	Polarization	Horizontal
-----------	------------------------------------	--------------	------------

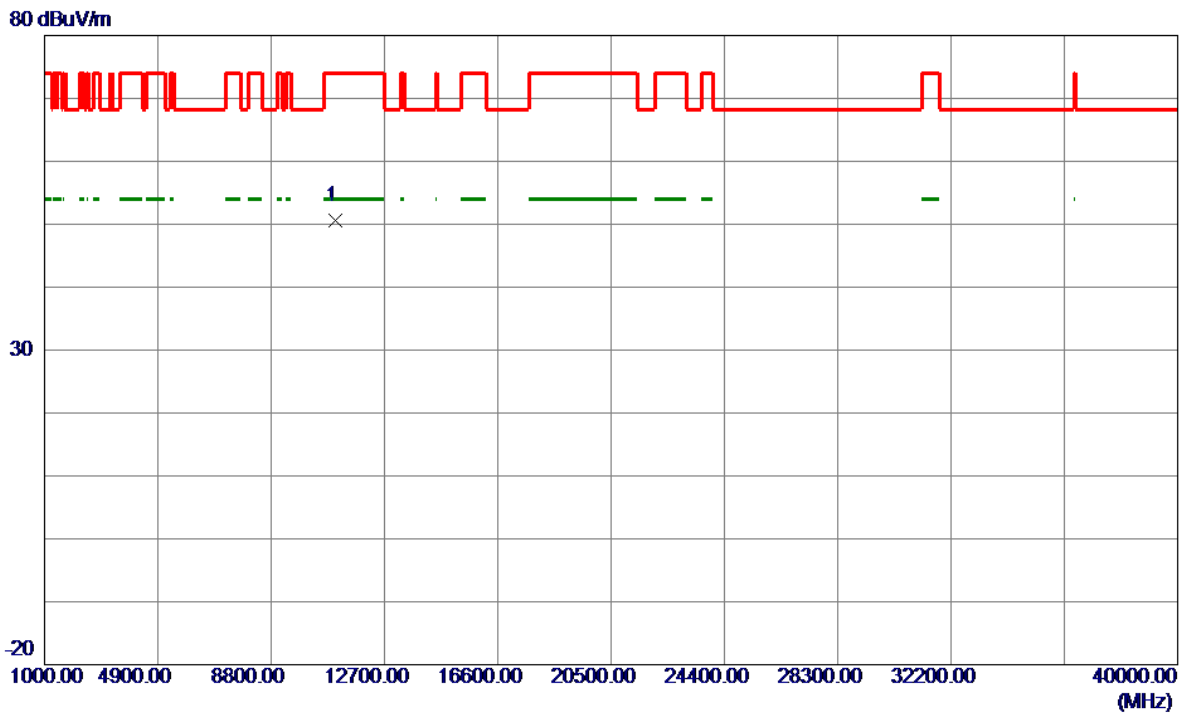


No.	Freq. MHz	Reading Level dBuV/m	Correct Factor dB	Measure ment dBuV/m	Limit dBuV/m	Margin dB	Detector	Comment
1	5460.0000	23.88	38.12	62.00	74.00	-12.00	Peak	
2	5460.0000	10.52	38.12	48.64	54.00	-5.36	AVG	
3	5470.0000	29.81	38.15	67.96	68.20	-0.24	Peak	
4 *	5511.2270	66.89	38.25	105.14	68.20	36.94	Peak	NO limit
5	5511.2270	60.14	38.25	98.39	68.20	30.19	AVG	NO limit

REMARKS:

- (1) Measurement Value = Reading Level + Correct Factor.
- (2) Margin Level = Measurement Value - Limit Value.

Test Mode	UNII-2C_TX AC(VHT40) Mode 5510 MHz	Polarization	Horizontal
-----------	------------------------------------	--------------	------------

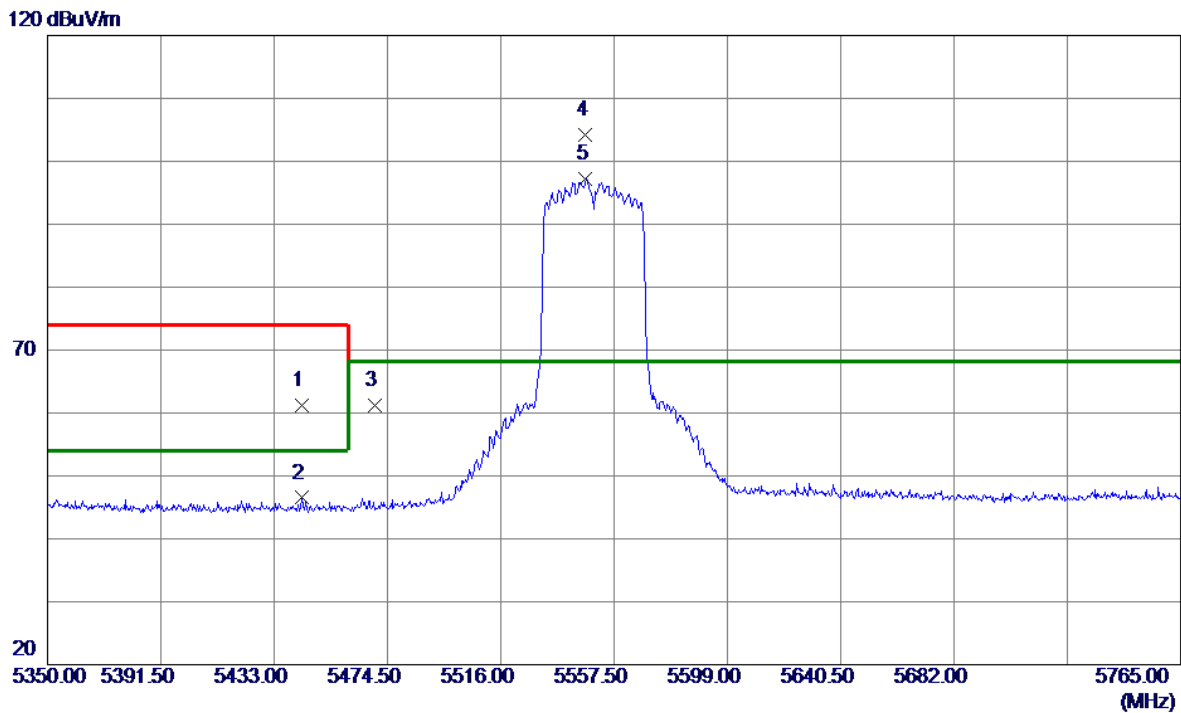


No.	Freq. MHz	Reading Level dBuV/m	Correct Factor dB	Measure ment dBuV/m	Limit dBuV/m	Margin dB	Detector	Comment
1 *	11011.3000	48.30	2.32	50.62	74.00	-23.38	Peak	

REMARKS:

- (1) Measurement Value = Reading Level + Correct Factor.
- (2) Margin Level = Measurement Value - Limit Value.

Test Mode	UNII-2C_TX AC(VHT40) Mode 5550 MHz	Polarization	Vertical
-----------	------------------------------------	--------------	----------

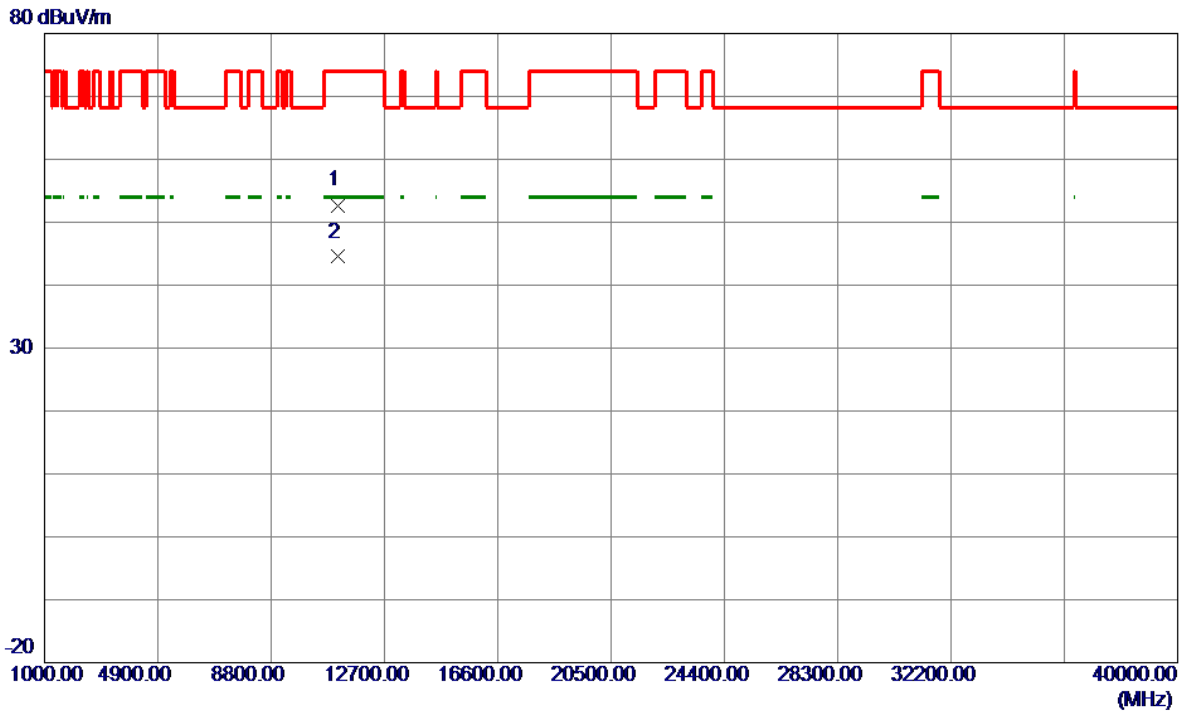


No.	Freq. MHz	Reading Level dBuV/m	Correct Factor dB	Measure ment dBuV/m	Limit dBuV/m	Margin dB	Detector	Comment
1	5442.9600	23.10	38.07	61.17	74.00	-12.83	Peak	
2	5442.9600	8.43	38.07	46.50	54.00	-7.50	AVG	
3	5470.0000	23.08	38.15	61.23	68.20	-6.97	Peak	
4 *	5547.1250	65.96	38.29	104.25	68.20	36.05	Peak	NO limit
5	5547.1250	58.85	38.29	97.14	68.20	28.94	AVG	NO limit

REMARKS:

- (1) Measurement Value = Reading Level + Correct Factor.
- (2) Margin Level = Measurement Value - Limit Value.

Test Mode	UNII-2C_TX AC(VHT40) Mode 5550 MHz	Polarization	Vertical
-----------	------------------------------------	--------------	----------

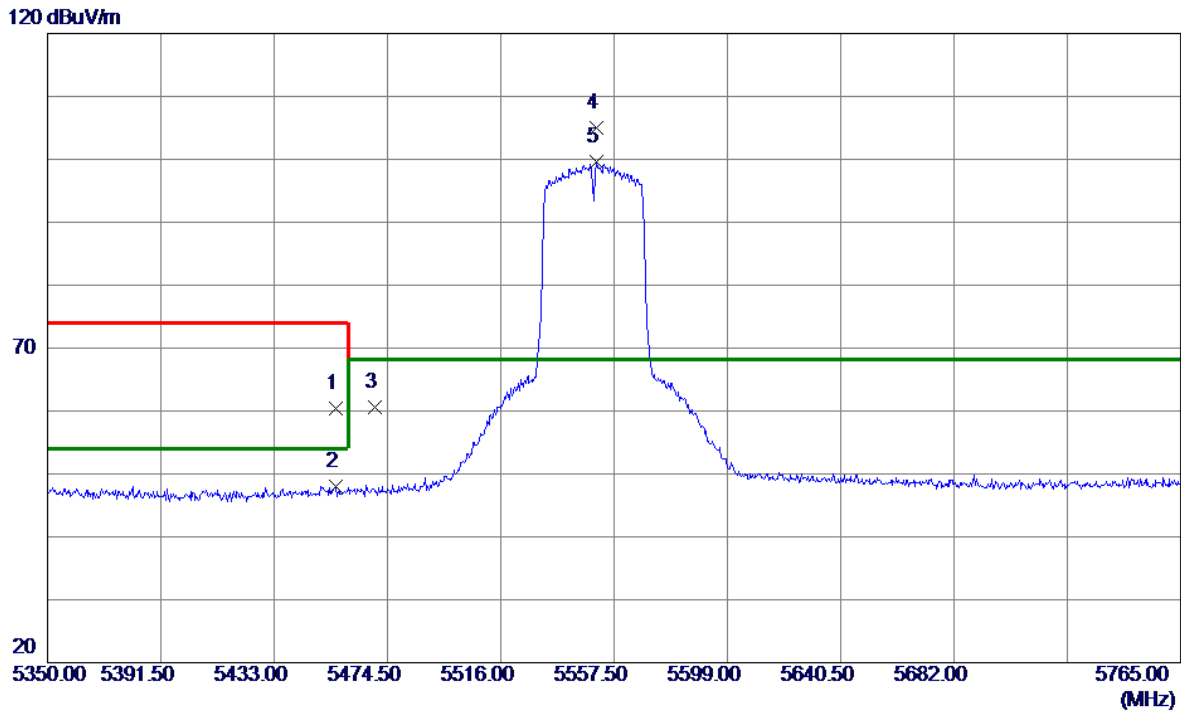


No.	Freq. MHz	Reading Level dBuV/m	Correct Factor dB	Measure ment dBuV/m	Limit dBuV/m	Margin dB	Detector	Comment
1	11097.1000	50.54	2.16	52.70	74.00	-21.30	Peak	
2 *	11100.3370	42.35	2.15	44.50	54.00	-9.50	AVG	

REMARKS:

- (1) Measurement Value = Reading Level + Correct Factor.
- (2) Margin Level = Measurement Value - Limit Value.

Test Mode	UNII-2C_TX AC(VHT40) Mode 5550 MHz	Polarization	Horizontal
-----------	------------------------------------	--------------	------------

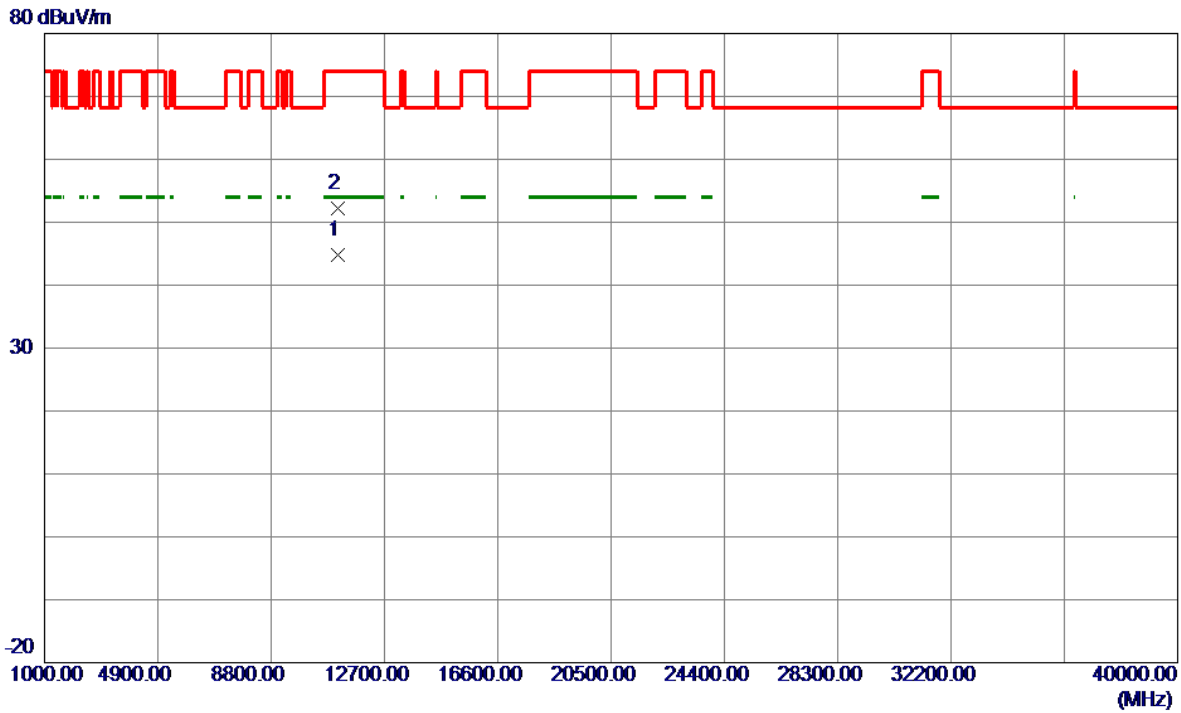


No.	Freq. MHz	Reading Level dBuV/m	Correct Factor dB	Measure ment dBuV/m	Limit dBuV/m	Margin dB	Detector	Comment
1	5455.4100	22.30	38.11	60.41	74.00	-13.59	Peak	
2	5455.4100	9.98	38.11	48.09	54.00	-5.91	AVG	
3	5470.0000	22.50	38.15	60.65	68.20	-7.55	Peak	
4 *	5551.2750	66.73	38.29	105.02	68.20	36.82	Peak	NO limit
5	5551.2750	61.24	38.29	99.53	68.20	31.33	AVG	NO limit

REMARKS:

- (1) Measurement Value = Reading Level + Correct Factor.
- (2) Margin Level = Measurement Value - Limit Value.

Test Mode	UNII-2C_TX AC(VHT40) Mode 5550 MHz	Polarization	Horizontal
-----------	------------------------------------	--------------	------------

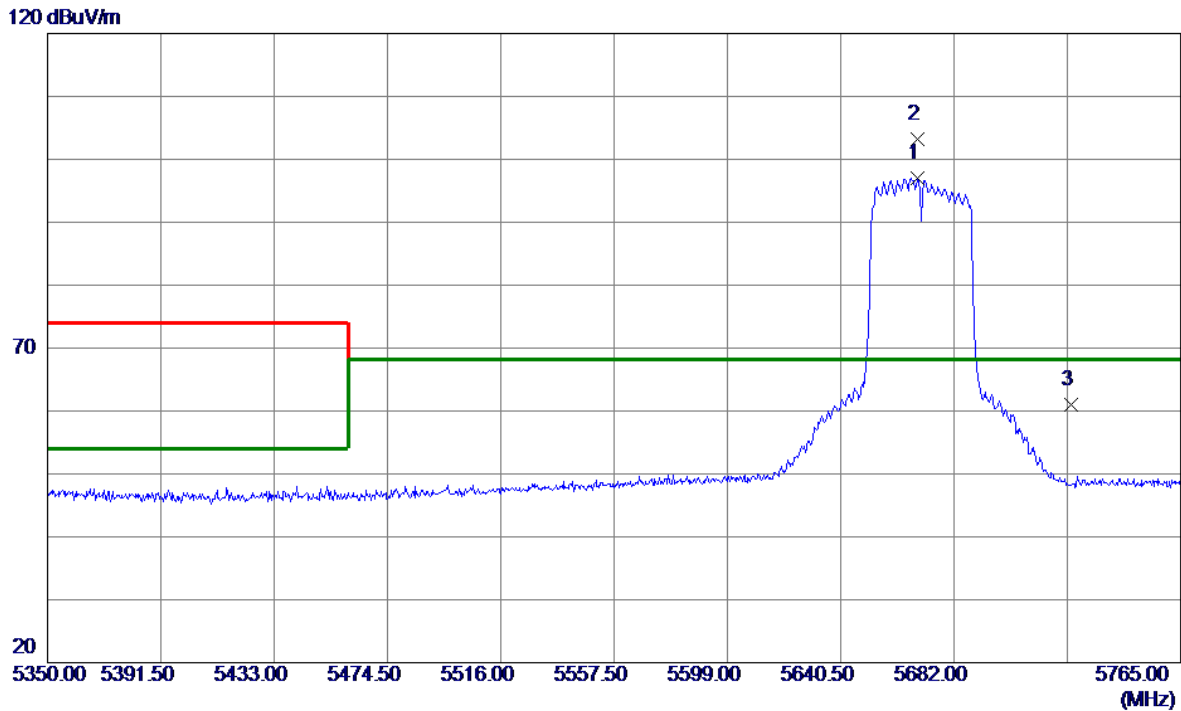


No.	Freq. MHz	Reading Level dBuV/m	Correct Factor dB	Measure ment dBuV/m	Limit dBuV/m	Margin dB	Detector	Comment
1 *	11099.7130	42.70	2.15	44.85	54.00	-9.15	AVG	
2	11101.0000	49.96	2.15	52.11	74.00	-21.89	Peak	

REMARKS:

- (1) Measurement Value = Reading Level + Correct Factor.
- (2) Margin Level = Measurement Value - Limit Value.

Test Mode	UNII-2C_TX AC(VHT40) Mode 5670 MHz	Polarization	Vertical
-----------	------------------------------------	--------------	----------

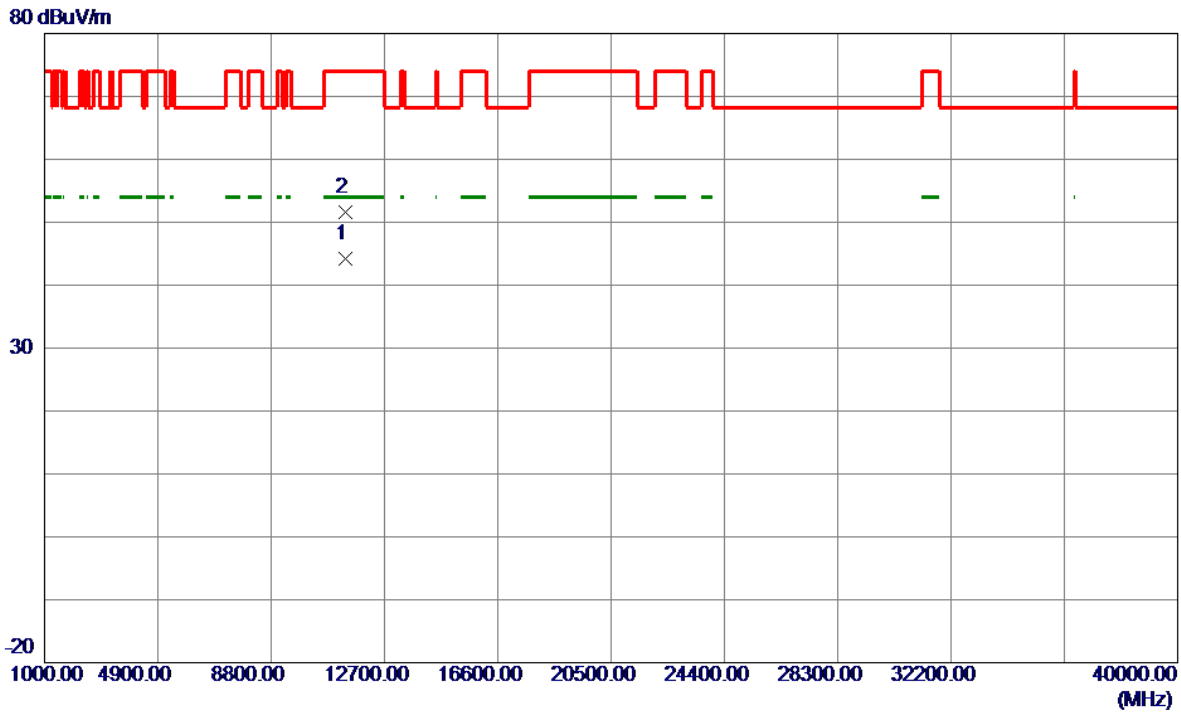


No.	Freq. MHz	Reading Level dBuV/m	Correct Factor dB	Measure ment dBuV/m	Limit dBuV/m	Margin dB	Detector	Comment
1	5668.7200	58.59	38.38	96.97	68.20	28.77	AVG	NO limit
2 *	5668.7200	64.81	38.38	103.19	68.20	34.99	Peak	NO limit
3	5725.0000	22.49	38.50	60.99	68.20	-7.21	Peak	

REMARKS:

- (1) Measurement Value = Reading Level + Correct Factor.
- (2) Margin Level = Measurement Value - Limit Value.

Test Mode	UNII-2C_TX AC(VHT40) Mode 5670 MHz	Polarization	Vertical
-----------	------------------------------------	--------------	----------

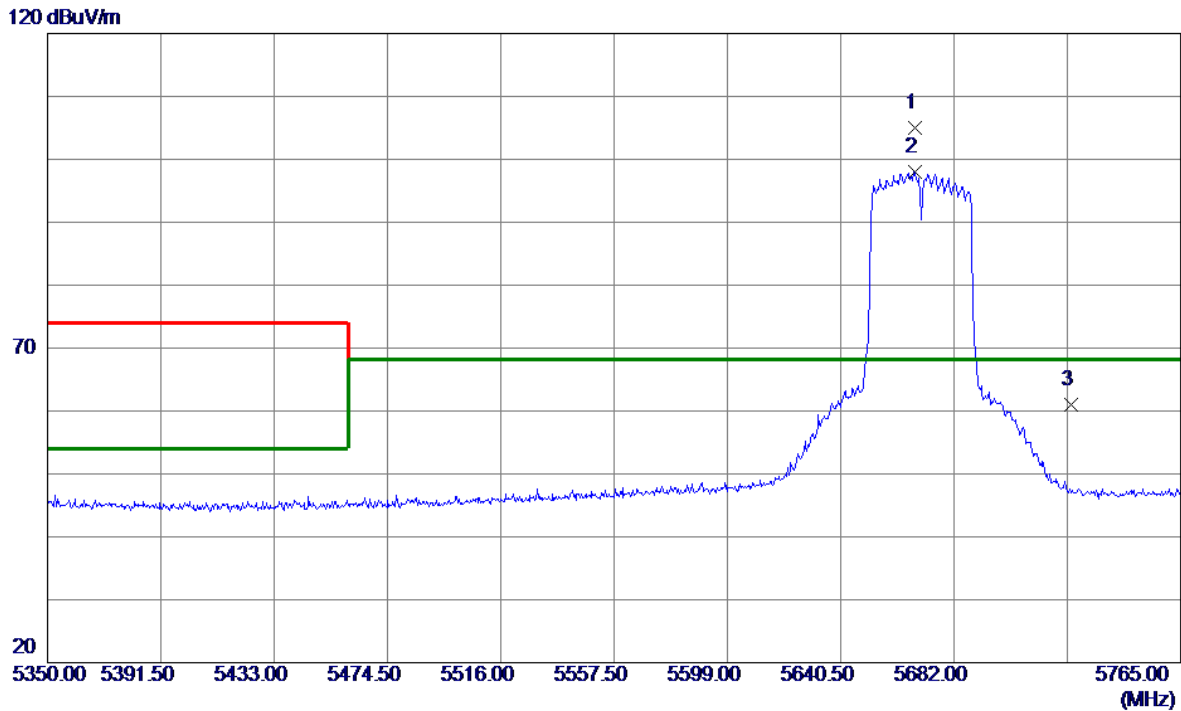


No.	Freq. MHz	Reading Level dBuV/m	Correct Factor dB	Measure ment dBuV/m	Limit dBuV/m	Margin dB	Detector	Comment
1 *	11340.1840	42.16	2.08	44.24	54.00	-9.76	AVG	
2	11340.8500	49.58	2.08	51.66	74.00	-22.34	Peak	

REMARKS:

- (1) Measurement Value = Reading Level + Correct Factor.
- (2) Margin Level = Measurement Value - Limit Value.

Test Mode	UNII-2C_TX AC(VHT40) Mode 5670 MHz	Polarization	Horizontal
-----------	------------------------------------	--------------	------------

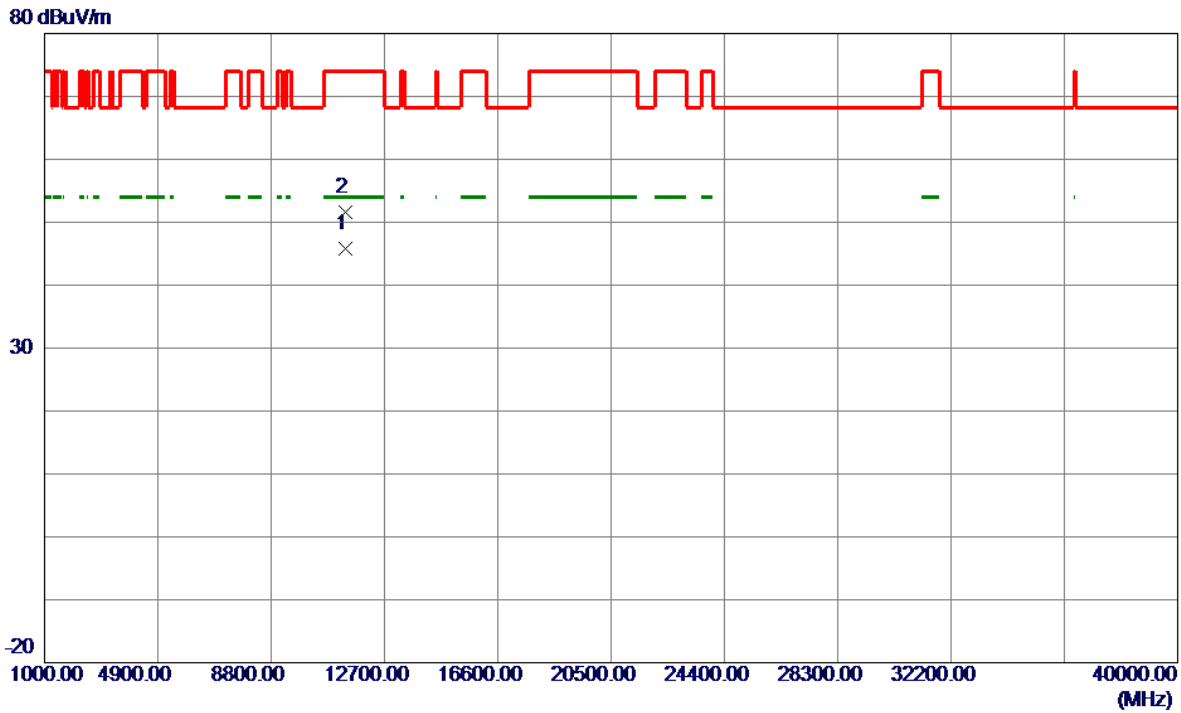


No.	Freq. MHz	Reading Level dBuV/m	Correct Factor dB	Measure ment dBuV/m	Limit dBuV/m	Margin dB	Detector	Comment
1 *	5667.4750	66.61	38.38	104.99	68.20	36.79	Peak	NO limit
2	5667.4750	59.69	38.38	98.07	68.20	29.87	AVG	NO limit
3	5725.0000	22.44	38.50	60.94	68.20	-7.26	Peak	

REMARKS:

- (1) Measurement Value = Reading Level + Correct Factor.
- (2) Margin Level = Measurement Value - Limit Value.

Test Mode	UNII-2C_TX AC(VHT40) Mode 5670 MHz	Polarization	Horizontal
-----------	------------------------------------	--------------	------------

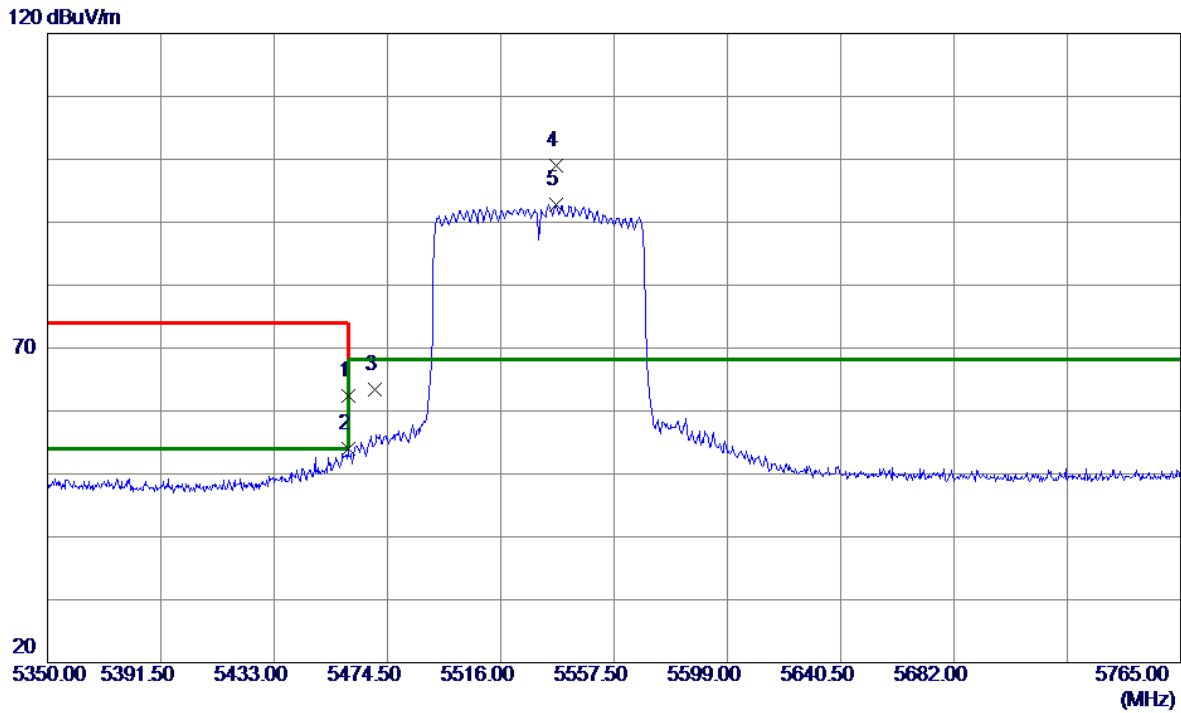


No.	Freq. MHz	Reading Level dBuV/m	Correct Factor dB	Measure ment dBuV/m	Limit dBuV/m	Margin dB	Detector	Comment
1 *	11339.9740	43.64	2.08	45.72	54.00	-8.28	AVG	
2	11348.6500	49.58	2.09	51.67	74.00	-22.33	Peak	

REMARKS:

- (1) Measurement Value = Reading Level + Correct Factor.
- (2) Margin Level = Measurement Value - Limit Value.

Test Mode	UNII-2C_TX AC(VHT80) Mode 5530 MHz	Polarization	Vertical
-----------	------------------------------------	--------------	----------

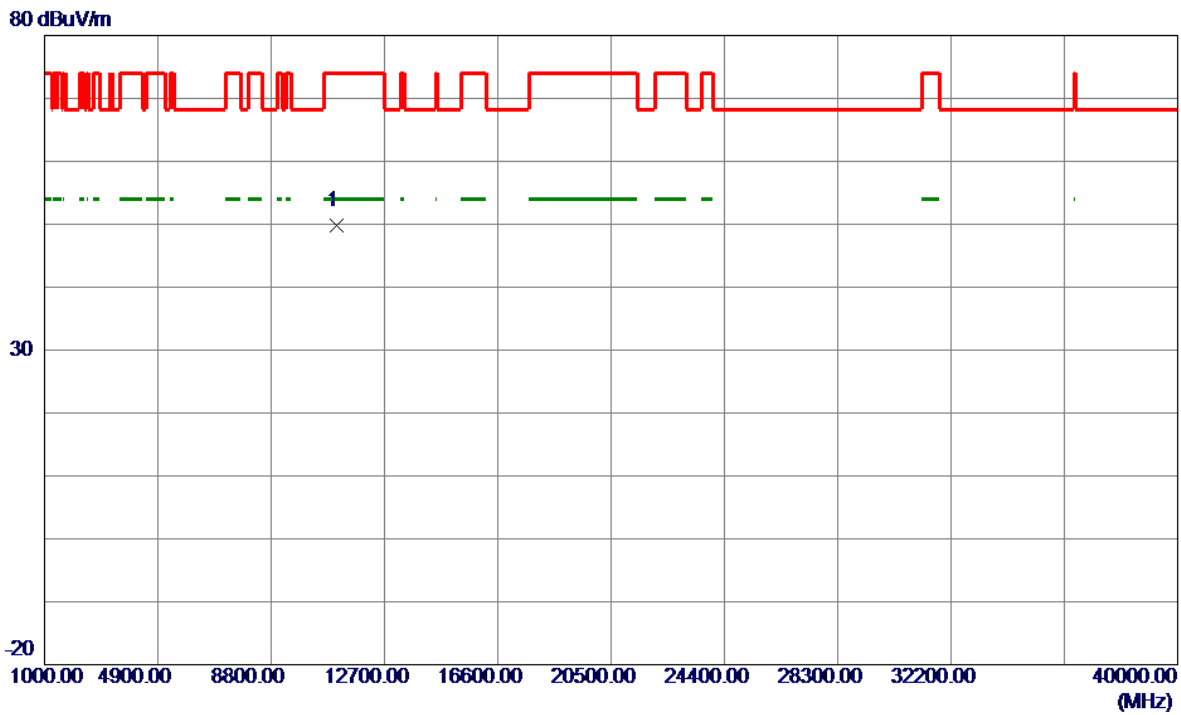


No.	Freq. MHz	Reading Level dBuV/m	Correct Factor dB	Measure ment dBuV/m	Limit dBuV/m	Margin dB	Detector	Comment
1	5460.0000	24.36	38.12	62.48	74.00	-11.52	Peak	
2	5460.0000	15.80	38.12	53.92	54.00	-0.08	AVG	
3	5470.0000	25.16	38.15	63.31	68.20	-4.89	Peak	
4 *	5536.1269	60.63	38.28	98.91	68.20	30.71	Peak	NO limit
5	5536.1269	54.61	38.28	92.89	68.20	24.69	AVG	NO limit

REMARKS:

- (1) Measurement Value = Reading Level + Correct Factor.
- (2) Margin Level = Measurement Value - Limit Value.

Test Mode	UNII-2C_TX AC(VHT80) Mode 5530 MHz	Polarization	Vertical
-----------	------------------------------------	--------------	----------

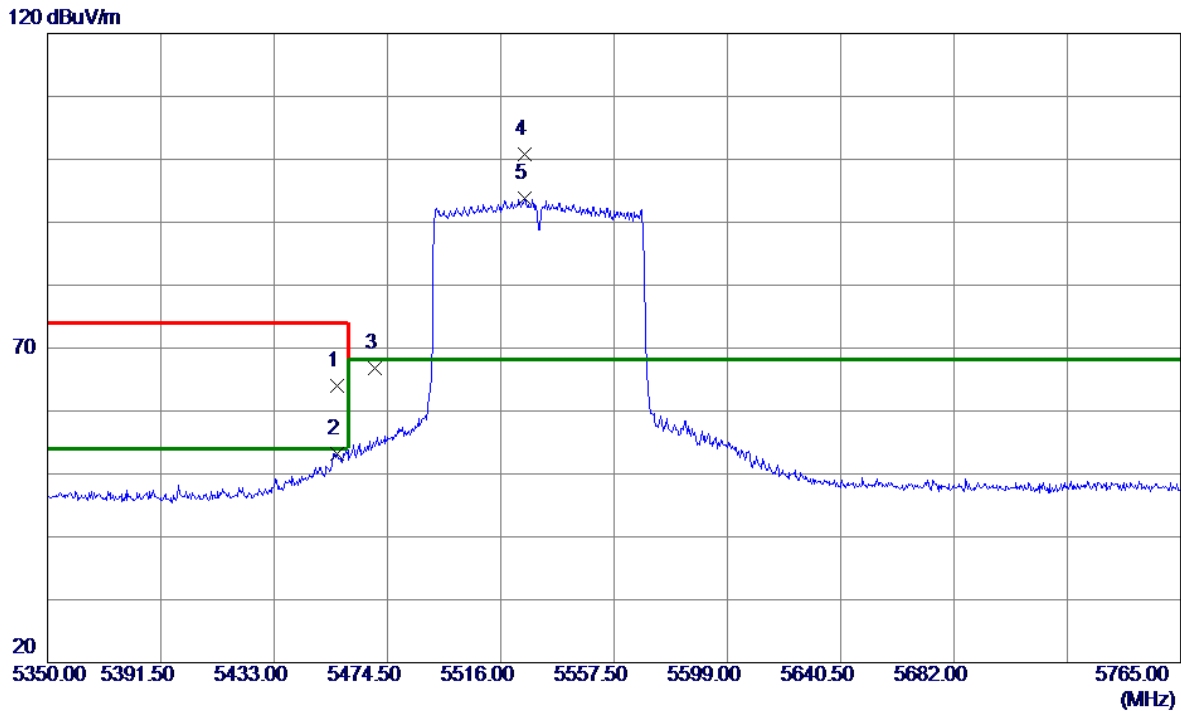


No.	Freq. MHz	Reading Level dBuV/m	Correct Factor dB	Measure ment dBuV/m	Limit dBuV/m	Margin dB	Detector	Comment
1 *	11060.0000	47.58	2.23	49.81	74.00	-24.19	Peak	

REMARKS:

- (1) Measurement Value = Reading Level + Correct Factor.
- (2) Margin Level = Measurement Value - Limit Value.

Test Mode	UNII-2C_TX AC(VHT80) Mode 5530 MHz	Polarization	Horizontal
-----------	------------------------------------	--------------	------------

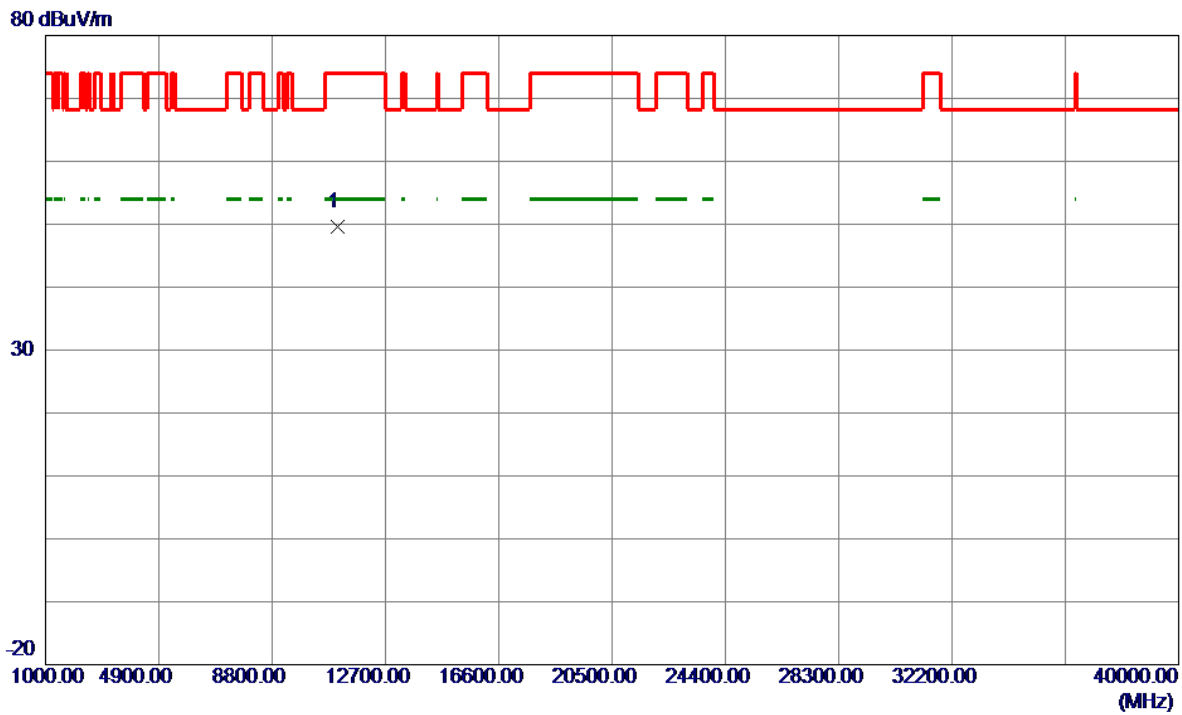


No.	Freq. MHz	Reading Level dBuV/m	Correct Factor dB	Measure ment dBuV/m	Limit dBuV/m	Margin dB	Detector	Comment
1	5456.0330	25.80	38.11	63.91	74.00	-10.09	Peak	
2	5456.0330	15.15	38.11	53.26	54.00	-0.74	AVG	
3	5470.0000	28.68	38.15	66.83	68.20	-1.37	Peak	
4 *	5524.9220	62.63	38.26	100.89	68.20	32.69	Peak	NO limit
5	5524.9220	55.57	38.26	93.83	68.20	25.63	AVG	NO limit

REMARKS:

- (1) Measurement Value = Reading Level + Correct Factor.
- (2) Margin Level = Measurement Value - Limit Value.

Test Mode	UNII-2C_TX AC(VHT80) Mode 5530 MHz	Polarization	Horizontal
-----------	------------------------------------	--------------	------------

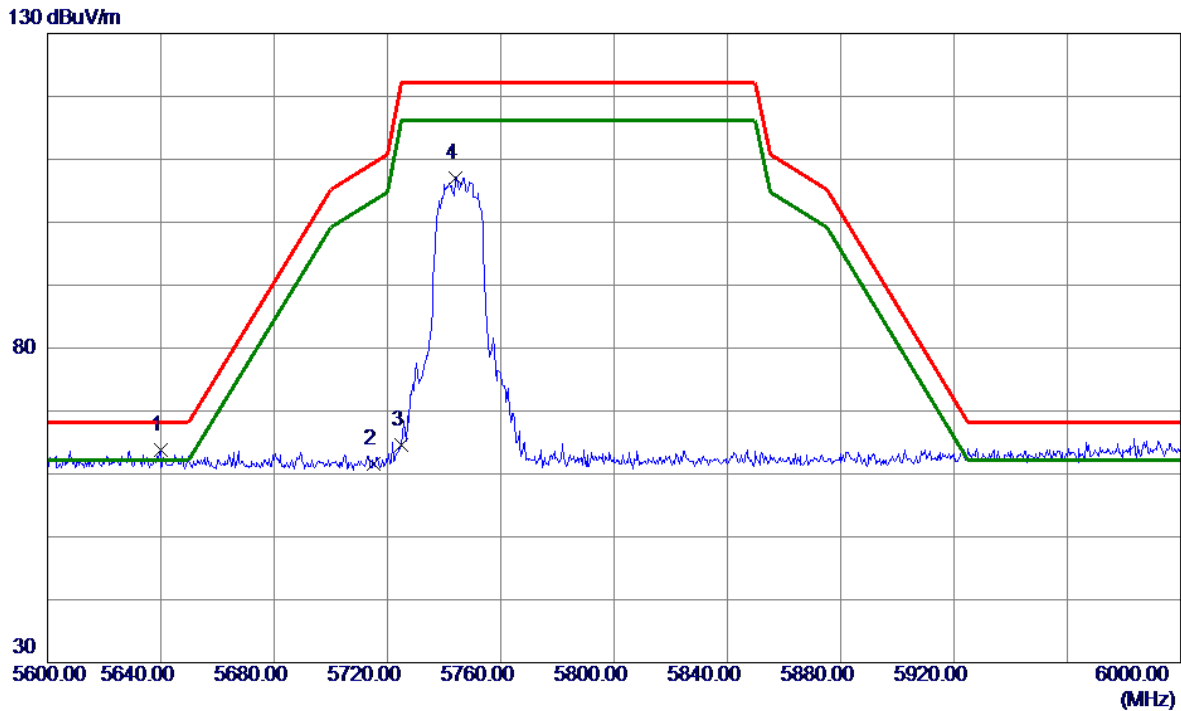


No.	Freq. MHz	Reading Level dBuV/m	Correct Factor dB	Measure ment dBuV/m	Limit dBuV/m	Margin dB	Detector	Comment
1 *	11060.0000	47.33	2.23	49.56	74.00	-24.44	Peak	

REMARKS:

- (1) Measurement Value = Reading Level + Correct Factor.
- (2) Margin Level = Measurement Value - Limit Value.

Test Mode	UNII-3_TX A Mode 5745 MHz	Polarization	Vertical
-----------	---------------------------	--------------	----------

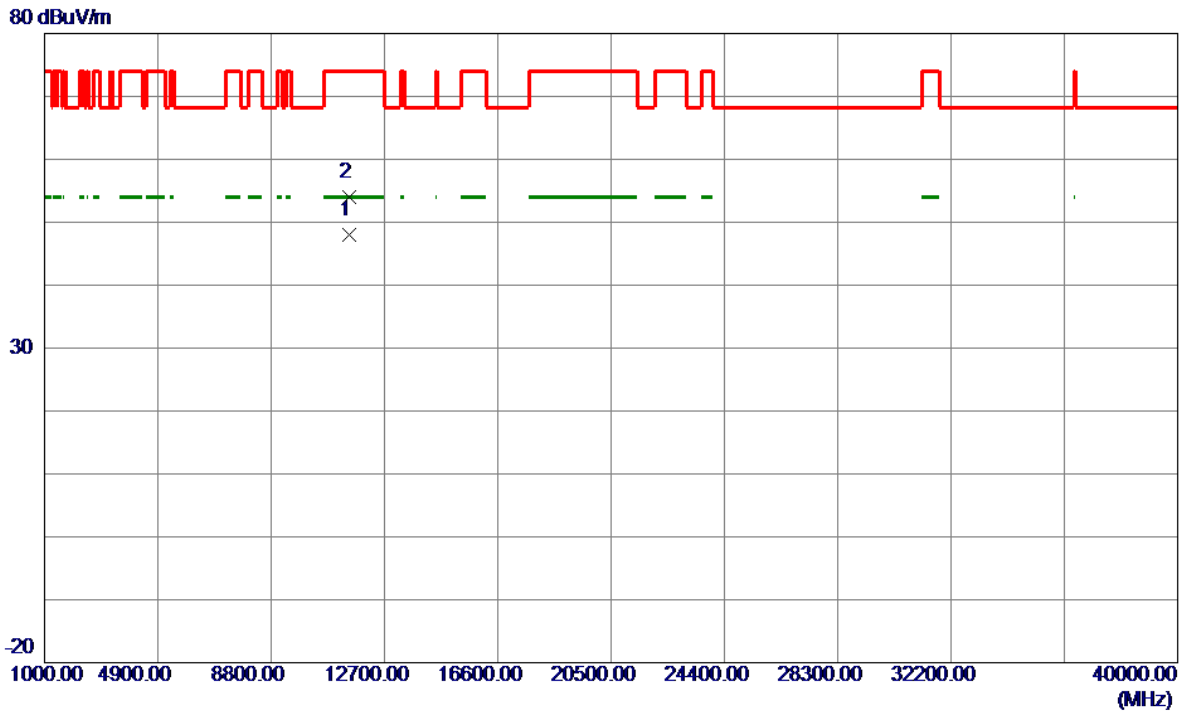


No.	Freq. MHz	Reading Level dBuV/m	Correct Factor dB	Measure ment dBuV/m	Limit dBuV/m	Margin dB	Detector	Comment
1 *	5639.8000	25.34	38.37	63.71	68.20	-4.49	Peak	
2	5715.0000	23.18	38.46	61.64	109.40	-47.76	Peak	
3	5725.0000	26.10	38.50	64.60	122.20	-57.60	Peak	
4	5744.0000	68.53	38.57	107.10	122.20	-15.10	Peak	

REMARKS:

- (1) Measurement Value = Reading Level + Correct Factor.
- (2) Margin Level = Measurement Value - Limit Value.

Test Mode	UNII-3_TX A Mode 5745 MHz	Polarization	Vertical
-----------	---------------------------	--------------	----------

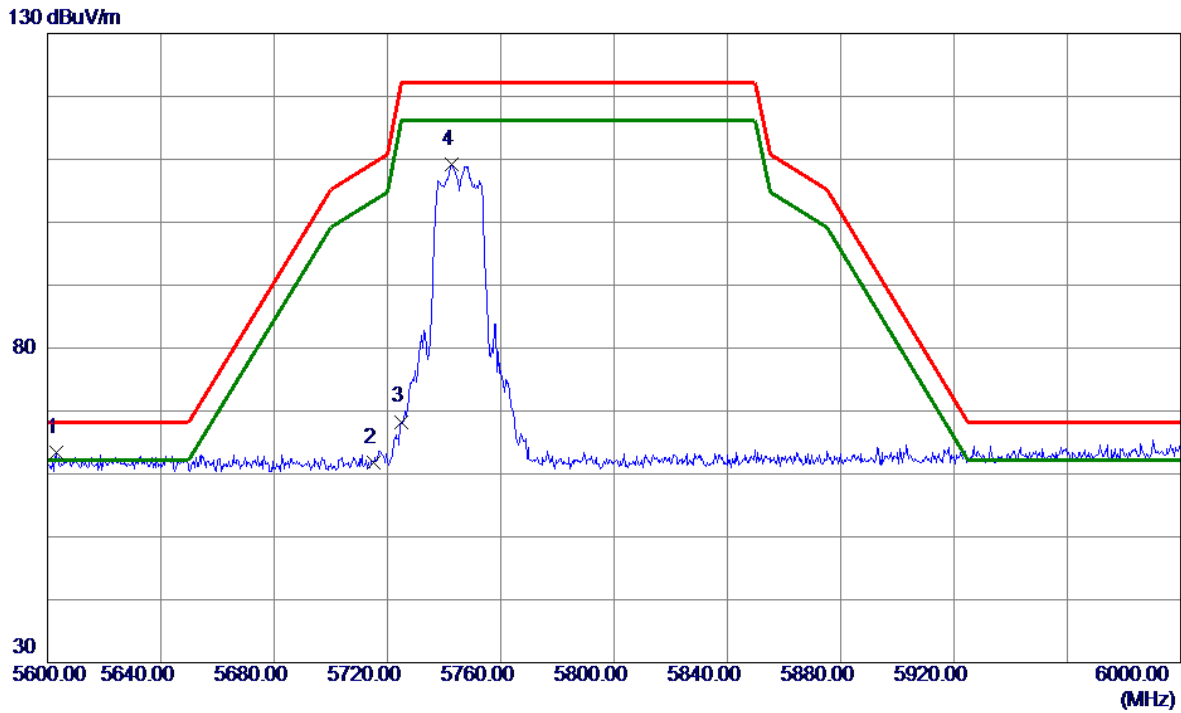


No.	Freq. MHz	Reading Level dBuV/m	Correct Factor dB	Measure ment dBuV/m	Limit dBuV/m	Margin dB	Detector	Comment
1 *	11490.0300	45.77	2.21	47.98	54.00	-6.02	AVG	
2	11491.0000	51.71	2.21	53.92	74.00	-20.08	Peak	

REMARKS:

- (1) Measurement Value = Reading Level + Correct Factor.
- (2) Margin Level = Measurement Value - Limit Value.

Test Mode	UNII-3_TX A Mode 5745 MHz	Polarization	Horizontal
-----------	---------------------------	--------------	------------

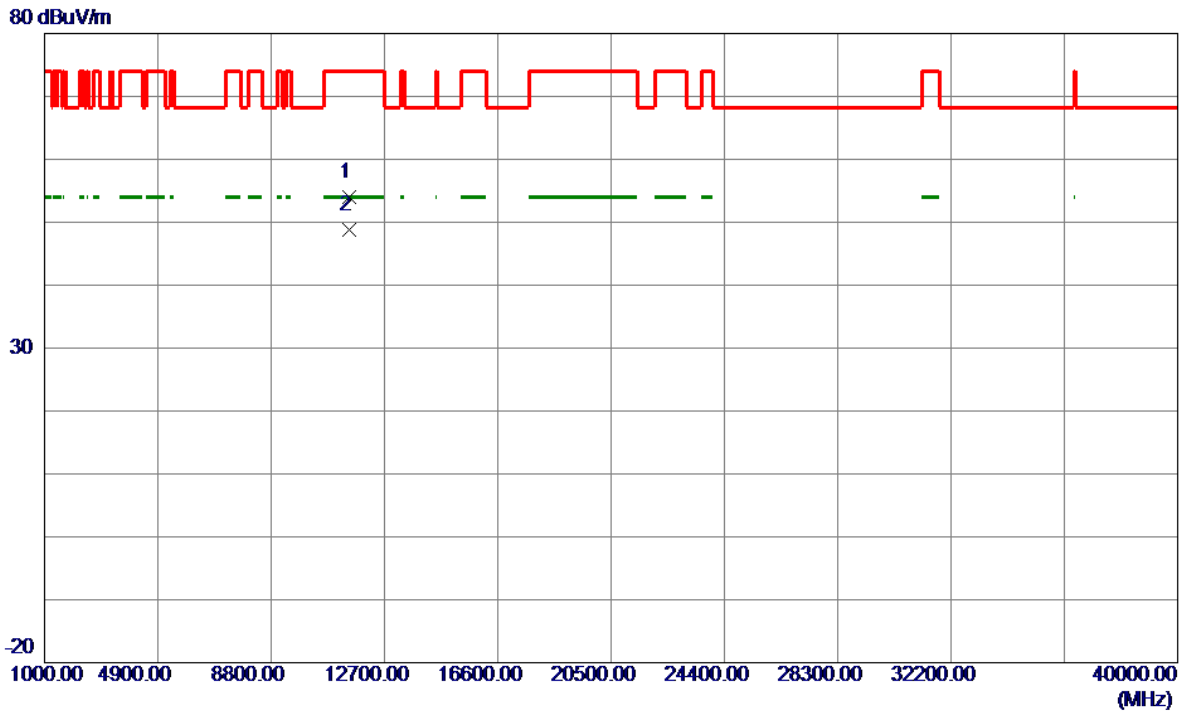


No.	Freq. MHz	Reading Level dBuV/m	Correct Factor dB	Measure ment dBuV/m	Limit dBuV/m	Margin dB	Detector	Comment
1 *	5603.0000	25.01	38.34	63.35	68.20	-4.85	Peak	
2	5715.0000	23.37	38.46	61.83	109.40	-47.57	Peak	
3	5725.0000	29.80	38.50	68.30	122.20	-53.90	Peak	
4	5742.8000	70.72	38.57	109.29	122.20	-12.91	Peak	

REMARKS:

- (1) Measurement Value = Reading Level + Correct Factor.
- (2) Margin Level = Measurement Value - Limit Value.

Test Mode	UNII-3_TX A Mode 5745 MHz	Polarization	Horizontal
-----------	---------------------------	--------------	------------

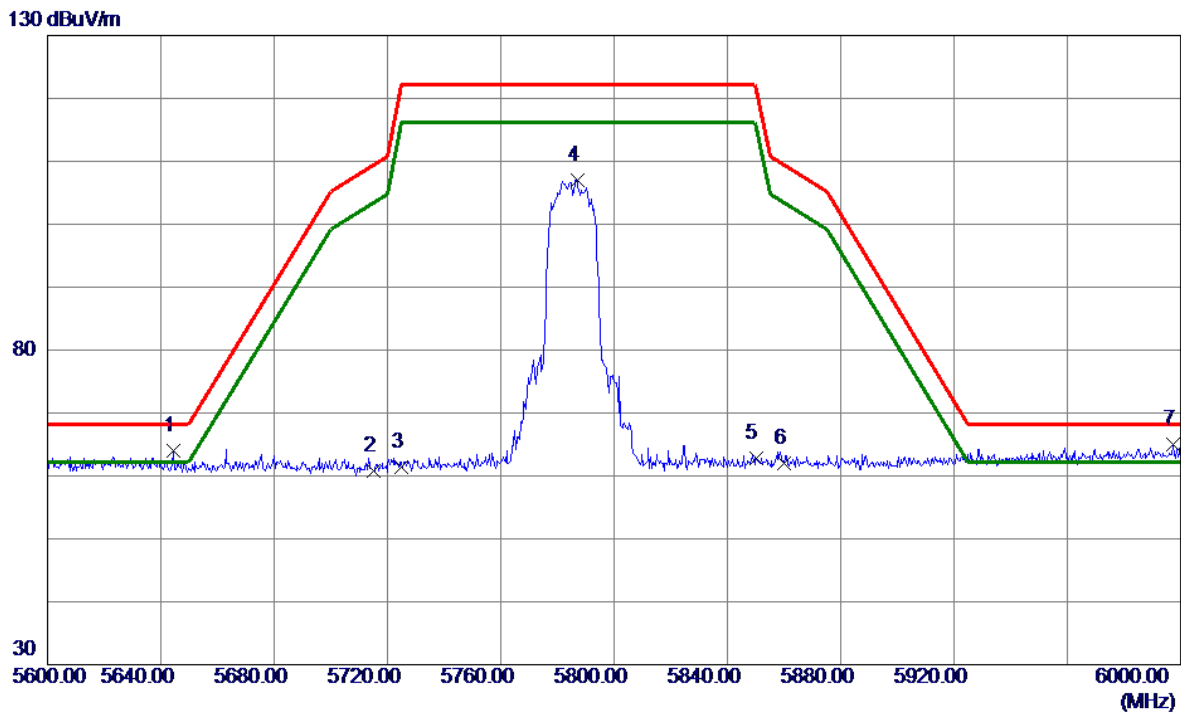


No.	Freq. MHz	Reading Level dBuV/m	Correct Factor dB	Measure ment dBuV/m	Limit dBuV/m	Margin dB	Detector	Comment
1	11489.0500	51.80	2.21	54.01	74.00	-19.99	Peak	
2 *	11490.1960	46.65	2.21	48.86	54.00	-5.14	AVG	

REMARKS:

- (1) Measurement Value = Reading Level + Correct Factor.
- (2) Margin Level = Measurement Value - Limit Value.

Test Mode	UNII-3_TX A Mode 5785 MHz	Polarization	Vertical
-----------	---------------------------	--------------	----------

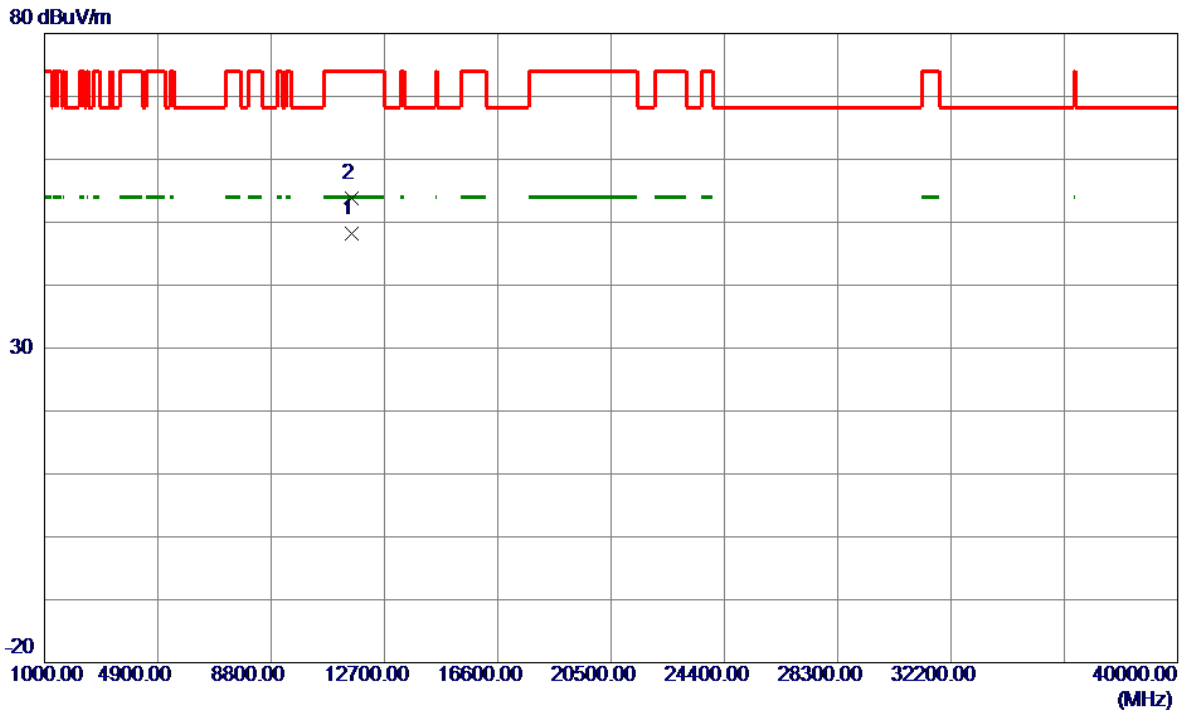


No.	Freq. MHz	Reading Level dBuV/m	Correct Factor dB	Measure ment dBuV/m	Limit dBuV/m	Margin dB	Detector	Comment
1	5644.4000	25.56	38.37	63.93	68.20	-4.27	Peak	
2	5715.0000	22.34	38.46	60.80	109.40	-48.60	Peak	
3	5725.0000	22.93	38.50	61.43	122.20	-60.77	Peak	
4	5787.0000	68.32	38.73	107.05	122.20	-15.15	Peak	
5	5850.0000	23.85	38.91	62.76	122.20	-59.44	Peak	
6	5860.0000	23.13	38.94	62.07	109.40	-47.33	Peak	
7 *	5997.4000	25.83	39.24	65.07	68.20	-3.13	Peak	

REMARKS:

- (1) Measurement Value = Reading Level + Correct Factor.
- (2) Margin Level = Measurement Value - Limit Value.

Test Mode	UNII-3_TX A Mode 5785 MHz	Polarization	Vertical
-----------	---------------------------	--------------	----------

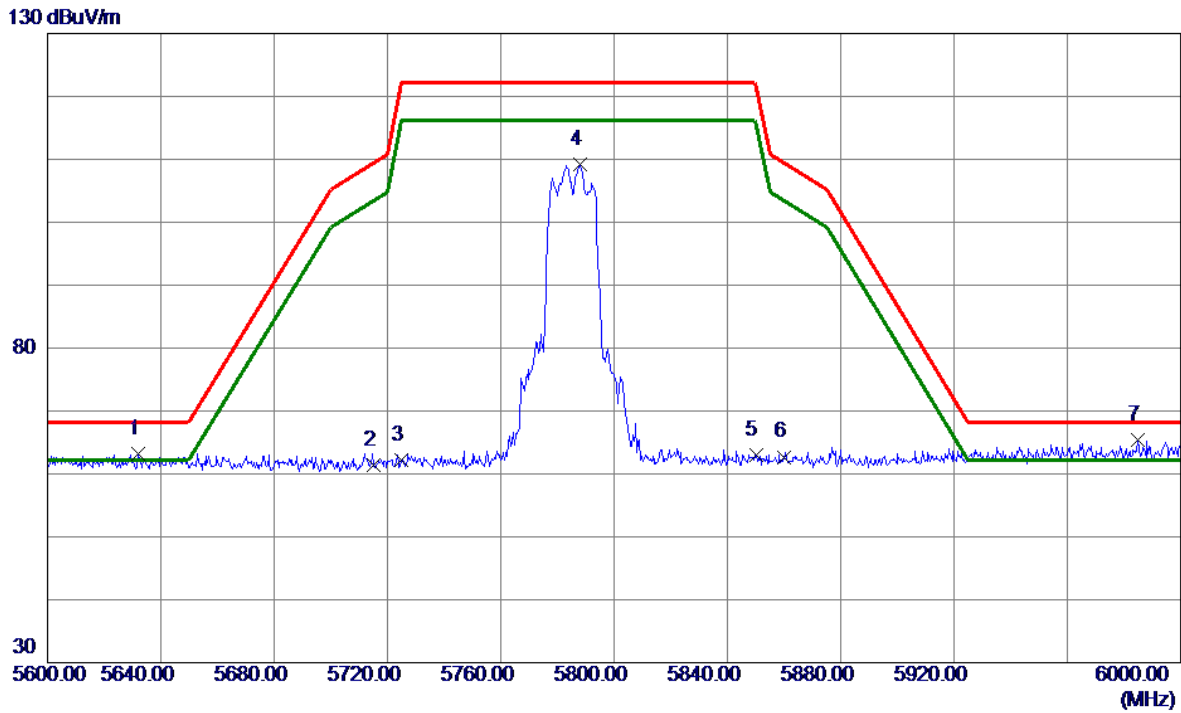


No.	Freq. MHz	Reading Level dBuV/m	Correct Factor dB	Measure ment dBuV/m	Limit dBuV/m	Margin dB	Detector	Comment
1 *	11569.9760	45.99	2.27	48.26	54.00	-5.74	AVG	
2	11570.9500	51.56	2.28	53.84	74.00	-20.16	Peak	

REMARKS:

- (1) Measurement Value = Reading Level + Correct Factor.
- (2) Margin Level = Measurement Value - Limit Value.

Test Mode	UNII-3_TX A Mode 5785 MHz	Polarization	Horizontal
-----------	---------------------------	--------------	------------

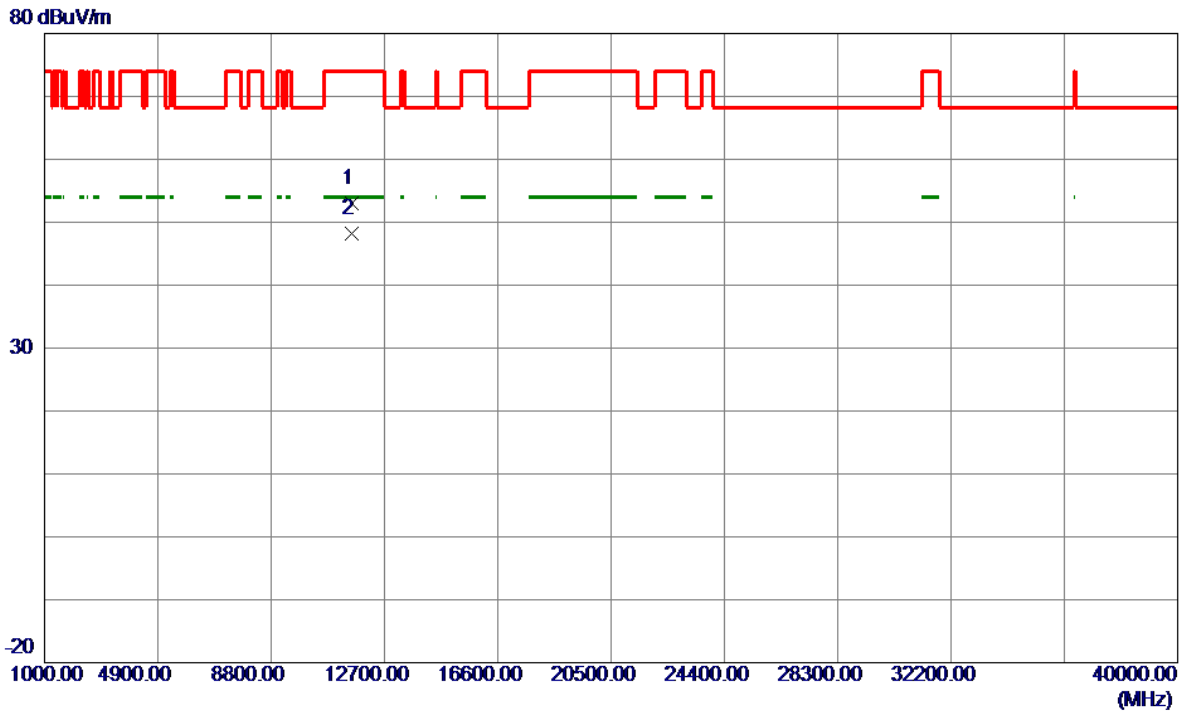


No.	Freq. MHz	Reading Level dBuV/m	Correct Factor dB	Measure ment dBuV/m	Limit dBuV/m	Margin dB	Detector	Comment
1	5632.0000	24.87	38.36	63.23	68.20	-4.97	Peak	
2	5715.0000	22.85	38.46	61.31	109.40	-48.09	Peak	
3	5725.0000	23.63	38.50	62.13	122.20	-60.07	Peak	
4	5787.8000	70.54	38.73	109.27	122.20	-12.93	Peak	
5	5850.0000	24.13	38.91	63.04	122.20	-59.16	Peak	
6	5860.0000	23.76	38.94	62.70	109.40	-46.70	Peak	
7 *	5985.0000	26.14	39.22	65.36	68.20	-2.84	Peak	

REMARKS:

- (1) Measurement Value = Reading Level + Correct Factor.
- (2) Margin Level = Measurement Value - Limit Value.

Test Mode	UNII-3_TX A Mode 5785 MHz	Polarization	Horizontal
-----------	---------------------------	--------------	------------

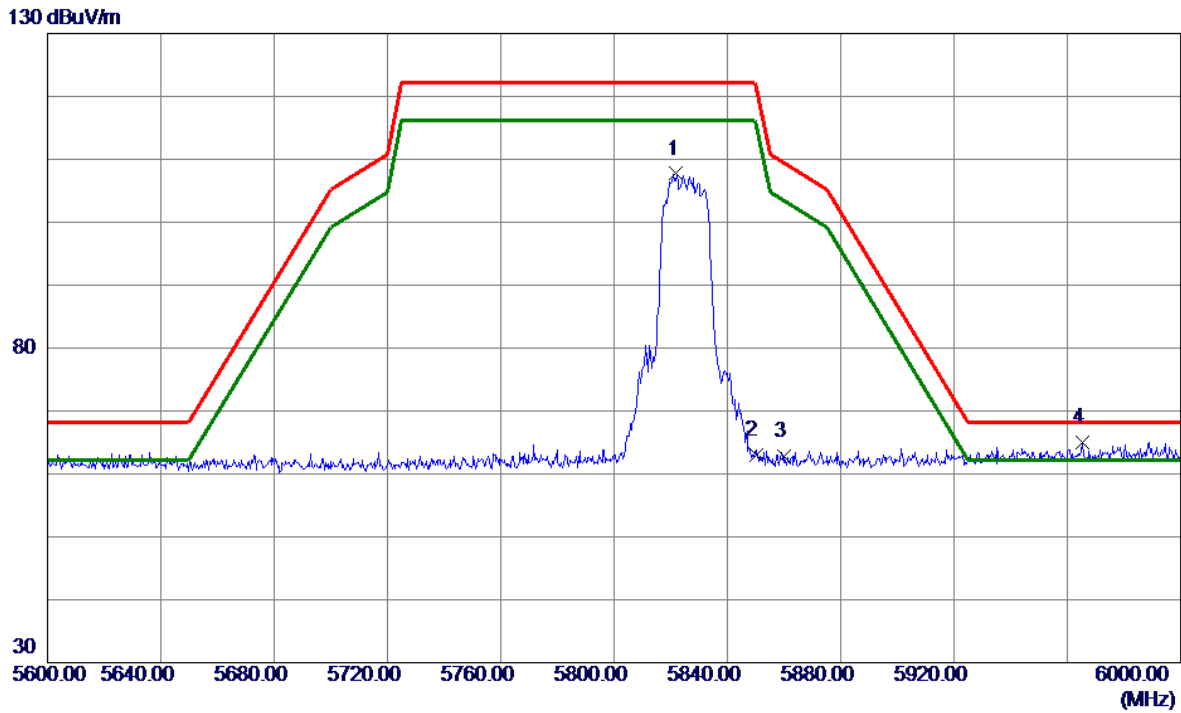


No.	Freq. MHz	Reading Level dBuV/m	Correct Factor dB	Measure ment dBuV/m	Limit dBuV/m	Margin dB	Detector	Comment
1	11565.1000	50.79	2.27	53.06	74.00	-20.94	Peak	
2 *	11569.9920	46.02	2.27	48.29	54.00	-5.71	AVG	

REMARKS:

- (1) Measurement Value = Reading Level + Correct Factor.
- (2) Margin Level = Measurement Value - Limit Value.

Test Mode	UNII-3_TX A Mode 5825 MHz	Polarization	Vertical
-----------	---------------------------	--------------	----------

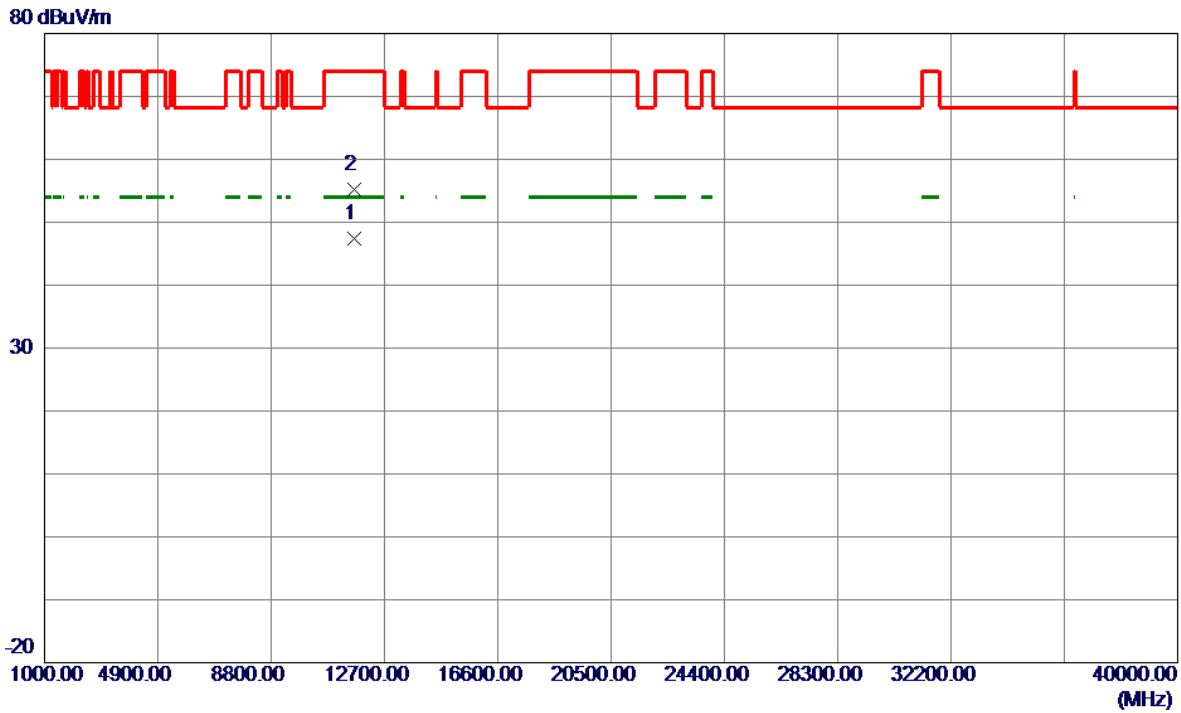


No.	Freq. MHz	Reading Level dBuV/m	Correct Factor dB	Measure ment dBuV/m	Limit dBuV/m	Margin dB	Detector	Comment
1	5822.0000	68.86	38.84	107.70	122.20	-14.50	Peak	
2	5850.0000	24.09	38.91	63.00	122.20	-59.20	Peak	
3	5860.0000	23.95	38.94	62.89	109.40	-46.51	Peak	
4 *	5965.2000	25.88	39.18	65.06	68.20	-3.14	Peak	

REMARKS:

- (1) Measurement Value = Reading Level + Correct Factor.
- (2) Margin Level = Measurement Value - Limit Value.

Test Mode	UNII-3_TX A Mode 5825 MHz	Polarization	Vertical
-----------	---------------------------	--------------	----------

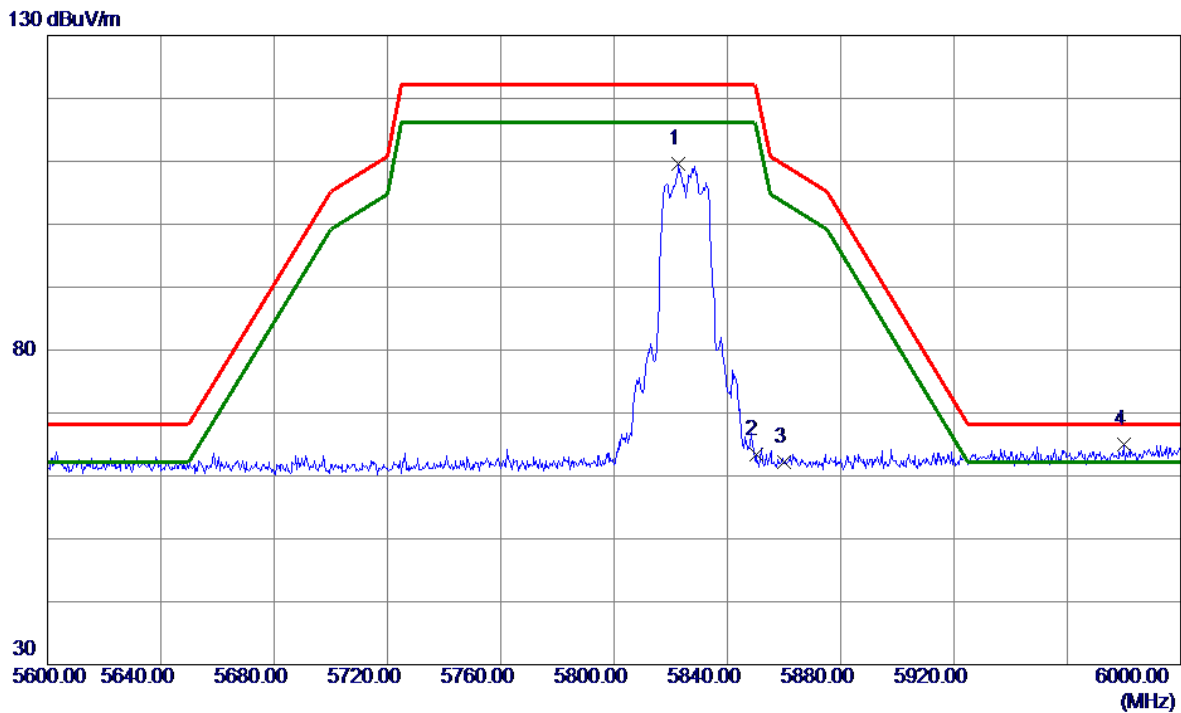


No.	Freq. MHz	Reading Level dBuV/m	Correct Factor dB	Measure ment dBuV/m	Limit dBuV/m	Margin dB	Detector	Comment
1 *	11649.9960	45.28	2.10	47.38	54.00	-6.62	AVG	
2	11650.9000	53.10	2.10	55.20	74.00	-18.80	Peak	

REMARKS:

- (1) Measurement Value = Reading Level + Correct Factor.
- (2) Margin Level = Measurement Value - Limit Value.

Test Mode	UNII-3_TX A Mode 5825 MHz	Polarization	Horizontal
-----------	---------------------------	--------------	------------

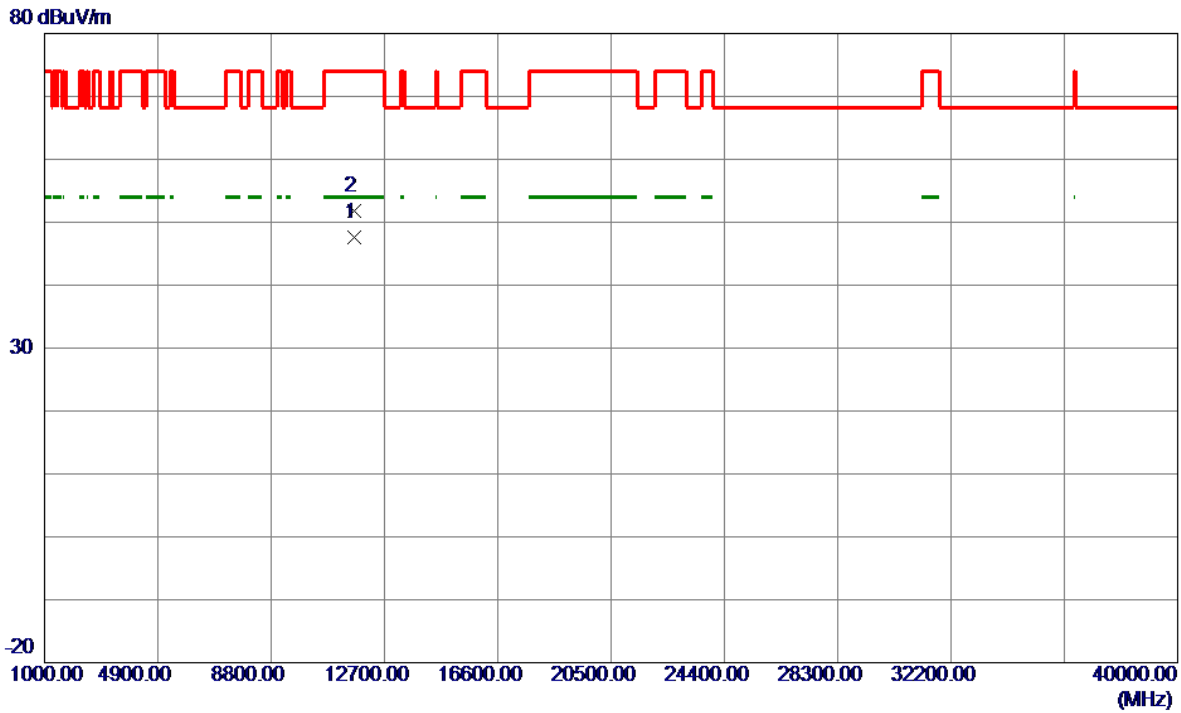


No.	Freq. MHz	Reading Level dBuV/m	Correct Factor dB	Measure ment dBuV/m	Limit dBuV/m	Margin dB	Detector	Comment
1	5822.8000	70.68	38.84	109.52	122.20	-12.68	Peak	
2	5850.0000	24.48	38.91	63.39	122.20	-58.81	Peak	
3	5860.0000	23.34	38.94	62.28	109.40	-47.12	Peak	
4 *	5979.8000	25.77	39.21	64.98	68.20	-3.22	Peak	

REMARKS:

- (1) Measurement Value = Reading Level + Correct Factor.
- (2) Margin Level = Measurement Value - Limit Value.

Test Mode	UNII-3_TX A Mode 5825 MHz	Polarization	Horizontal
-----------	---------------------------	--------------	------------

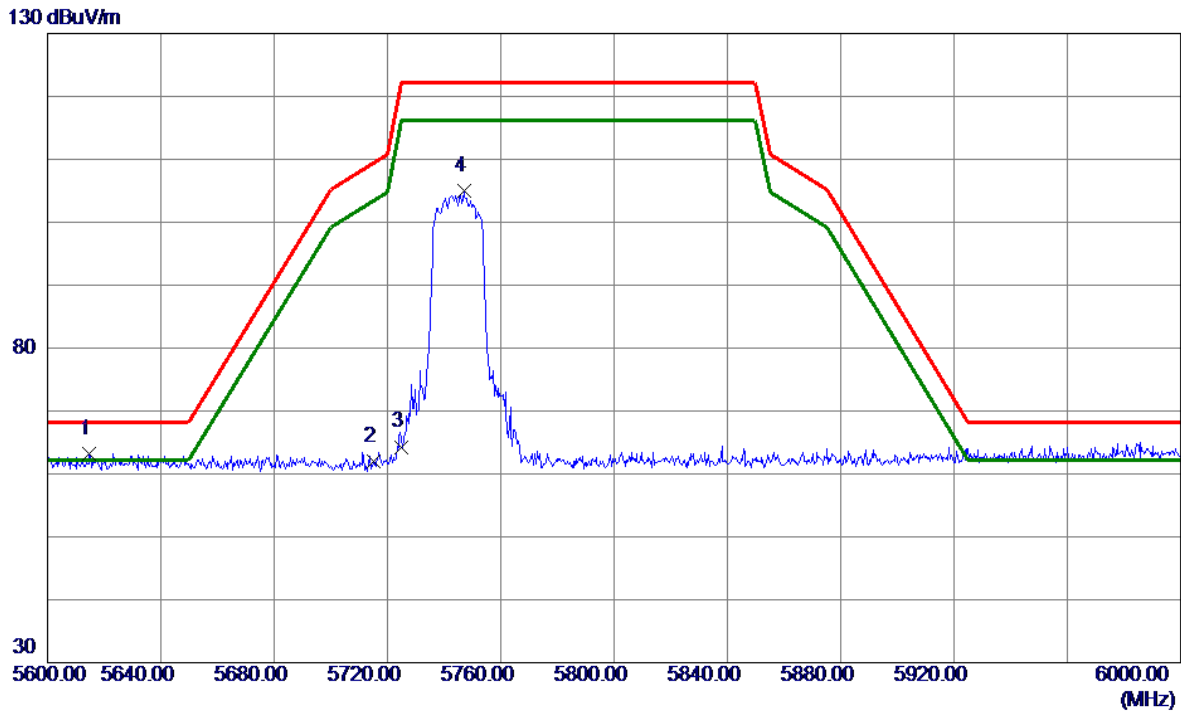


No.	Freq. MHz	Reading Level dBuV/m	Correct Factor dB	Measure ment dBuV/m	Limit dBuV/m	Margin dB	Detector	Comment
1 *	11650.0860	45.49	2.10	47.59	54.00	-6.41	AVG	
2	11650.9000	49.61	2.10	51.71	74.00	-22.29	Peak	

REMARKS:

- (1) Measurement Value = Reading Level + Correct Factor.
- (2) Margin Level = Measurement Value - Limit Value.

Test Mode	UNII-3_TX AC(VHT20) Mode 5745 MHz	Polarization	Vertical
-----------	-----------------------------------	--------------	----------

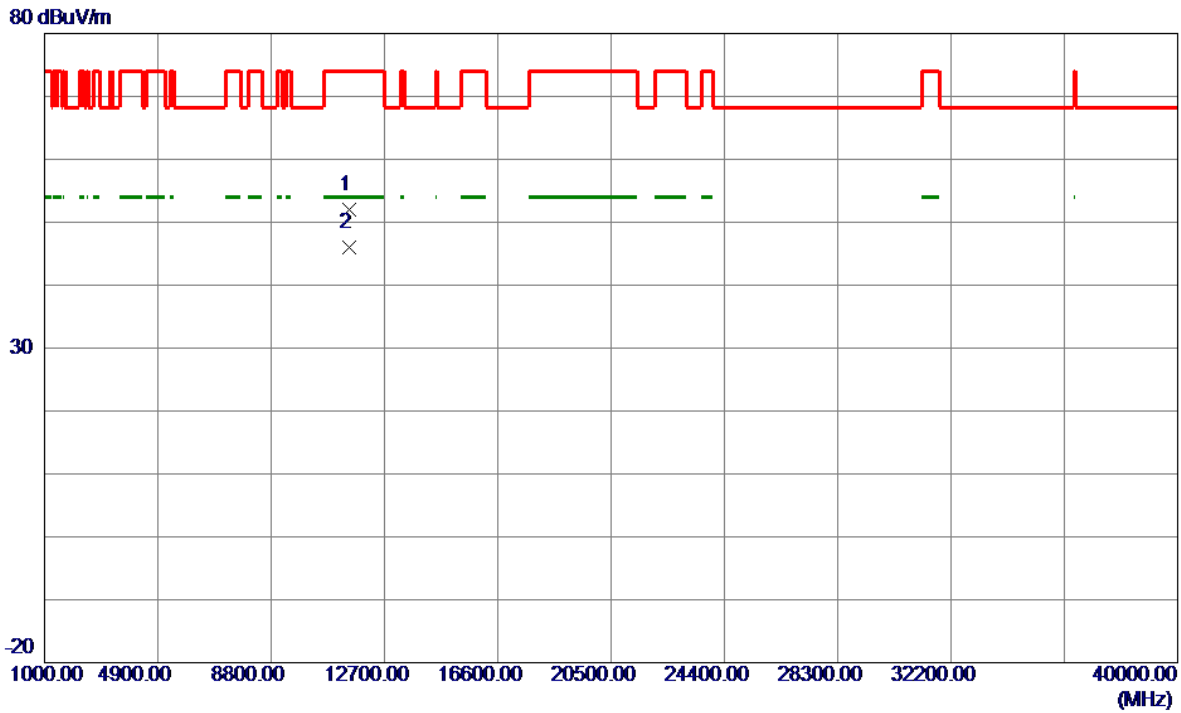


No.	Freq. MHz	Reading Level dBuV/m	Correct Factor dB	Measure ment dBuV/m	Limit dBuV/m	Margin dB	Detector	Comment
1 *	5614.8000	24.94	38.35	63.29	68.20	-4.91	Peak	
2	5715.0000	23.58	38.46	62.04	109.40	-47.36	Peak	
3	5725.0000	25.80	38.50	64.30	122.20	-57.90	Peak	
4	5747.0000	66.41	38.58	104.99	122.20	-17.21	Peak	

REMARKS:

- (1) Measurement Value = Reading Level + Correct Factor.
- (2) Margin Level = Measurement Value - Limit Value.

Test Mode	UNII-3_TX AC(VHT20) Mode 5745 MHz	Polarization	Vertical
-----------	-----------------------------------	--------------	----------

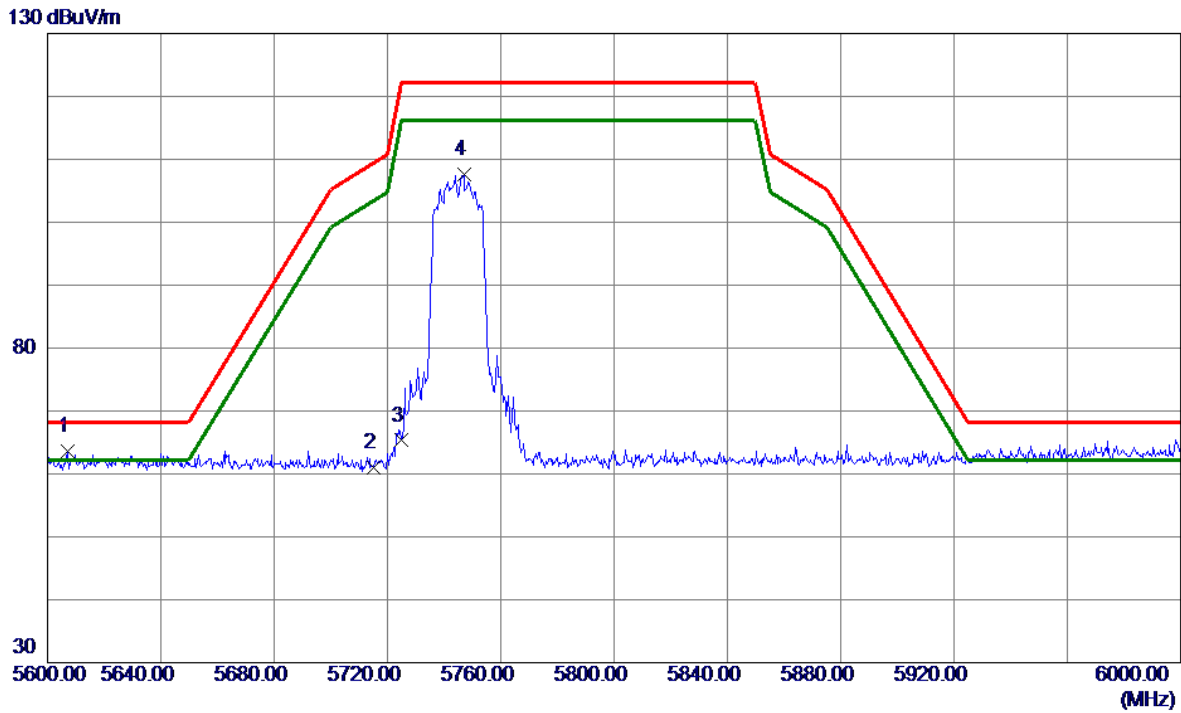


No.	Freq. MHz	Reading Level dBuV/m	Correct Factor dB	Measure ment dBuV/m	Limit dBuV/m	Margin dB	Detector	Comment
1	11485.1500	49.71	2.20	51.91	74.00	-22.09	Peak	
2 *	11487.5080	43.85	2.20	46.05	54.00	-7.95	AVG	

REMARKS:

- (1) Measurement Value = Reading Level + Correct Factor.
- (2) Margin Level = Measurement Value - Limit Value.

Test Mode	UNII-3_TX AC(VHT20) Mode 5745 MHz	Polarization	Horizontal
-----------	-----------------------------------	--------------	------------

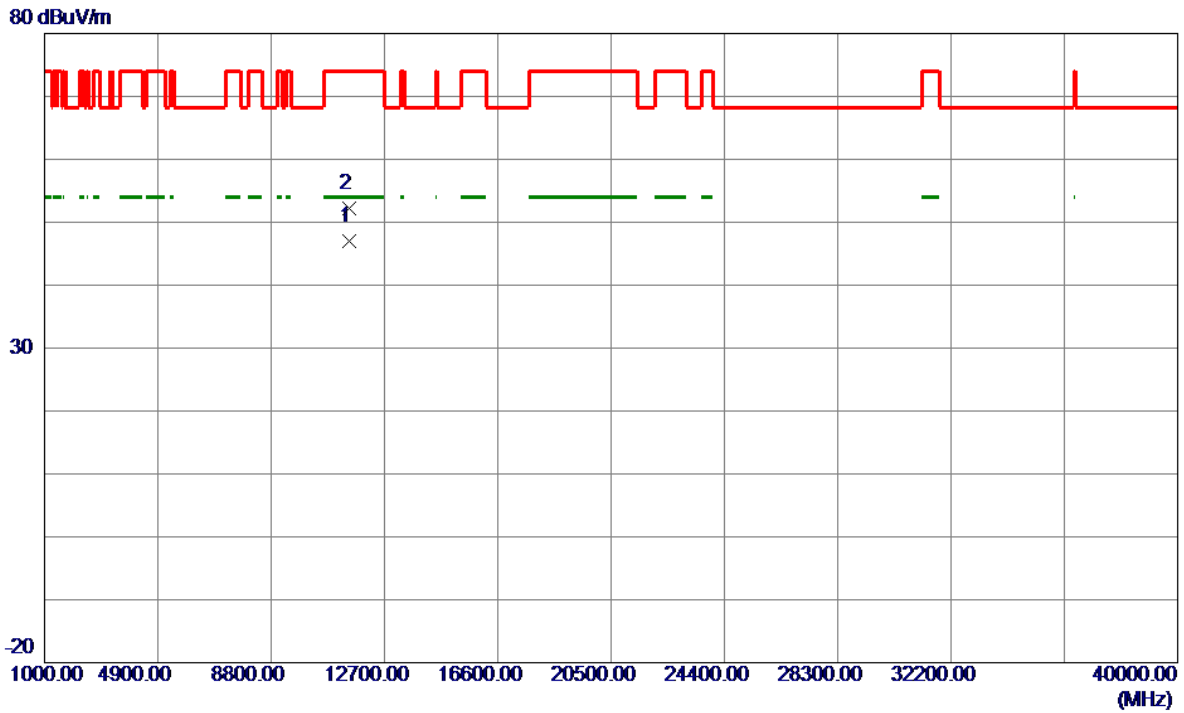


No.	Freq. MHz	Reading Level dBuV/m	Correct Factor dB	Measure ment dBuV/m	Limit dBuV/m	Margin dB	Detector	Comment
1 *	5607.0000	25.18	38.34	63.52	68.20	-4.68	Peak	
2	5715.0000	22.52	38.46	60.98	109.40	-48.42	Peak	
3	5725.0000	26.80	38.50	65.30	122.20	-56.90	Peak	
4	5747.0000	69.06	38.58	107.64	122.20	-14.56	Peak	

REMARKS:

- (1) Measurement Value = Reading Level + Correct Factor.
- (2) Margin Level = Measurement Value - Limit Value.

Test Mode	UNII-3_TX AC(VHT20) Mode 5745 MHz	Polarization	Horizontal
-----------	-----------------------------------	--------------	------------

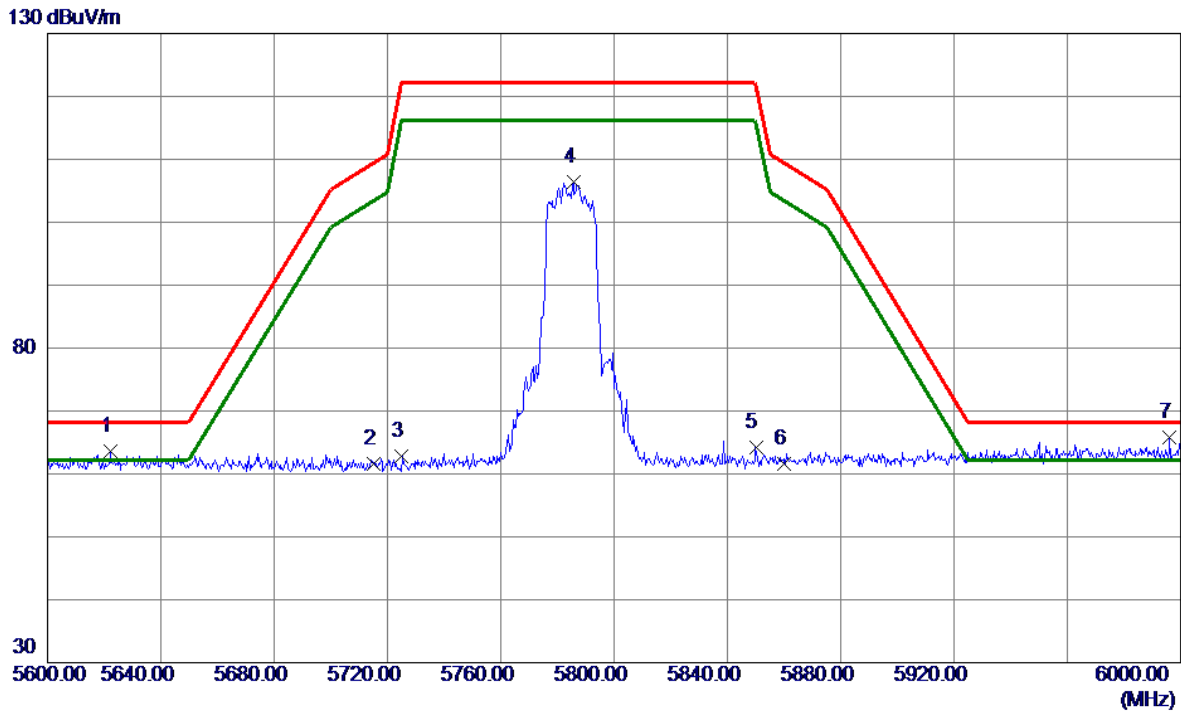


No.	Freq. MHz	Reading Level dBuV/m	Correct Factor dB	Measure ment dBuV/m	Limit dBuV/m	Margin dB	Detector	Comment
1 *	11487.6160	44.75	2.20	46.95	54.00	-7.05	AVG	
2	11489.0500	50.01	2.21	52.22	74.00	-21.78	Peak	

REMARKS:

- (1) Measurement Value = Reading Level + Correct Factor.
- (2) Margin Level = Measurement Value - Limit Value.

Test Mode	UNII-3_TX AC(VHT20) Mode 5785 MHz	Polarization	Vertical
-----------	-----------------------------------	--------------	----------

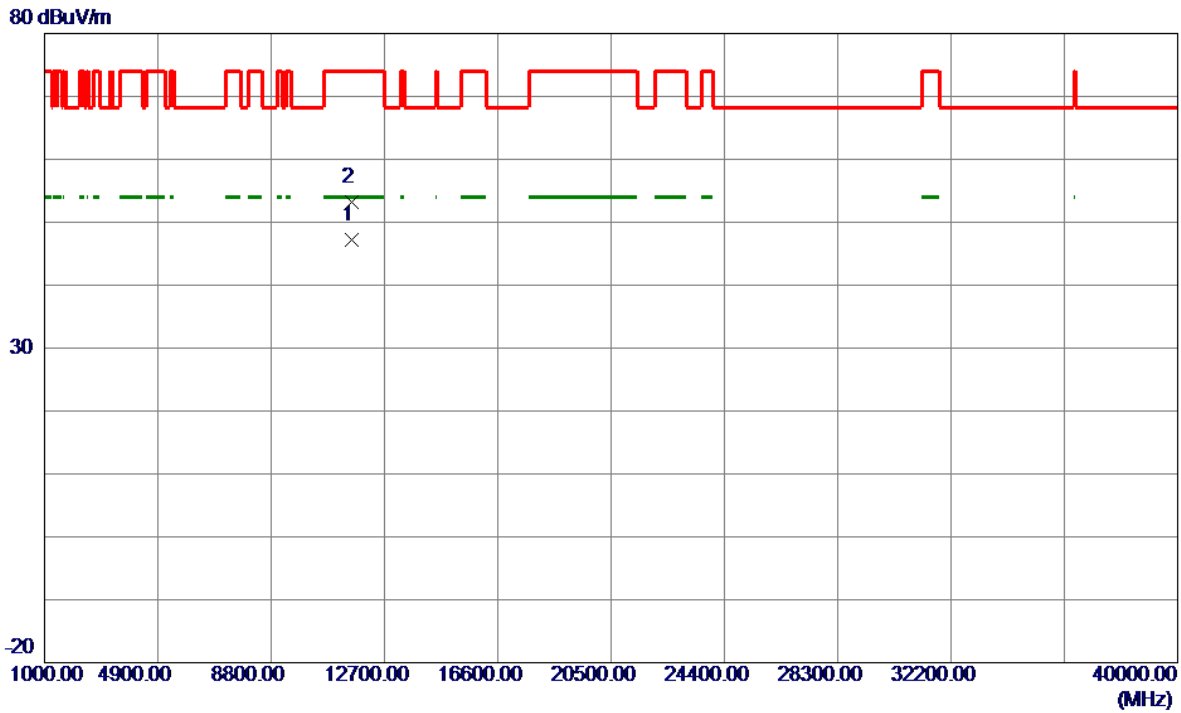


No.	Freq. MHz	Reading Level dBuV/m	Correct Factor dB	Measure ment dBuV/m	Limit dBuV/m	Margin dB	Detector	Comment
1	5622.2000	25.22	38.35	63.57	68.20	-4.63	Peak	
2	5715.0000	23.20	38.46	61.66	109.40	-47.74	Peak	
3	5725.0000	24.34	38.50	62.84	122.20	-59.36	Peak	
4	5785.6000	67.64	38.73	106.37	122.20	-15.83	Peak	
5	5850.0000	25.22	38.91	64.13	122.20	-58.07	Peak	
6	5860.0000	22.72	38.94	61.66	109.40	-47.74	Peak	
7 *	5996.0000	26.53	39.24	65.77	68.20	-2.43	Peak	

REMARKS:

- (1) Measurement Value = Reading Level + Correct Factor.
- (2) Margin Level = Measurement Value - Limit Value.

Test Mode	UNII-3_TX AC(VHT20) Mode 5785 MHz	Polarization	Vertical
-----------	-----------------------------------	--------------	----------

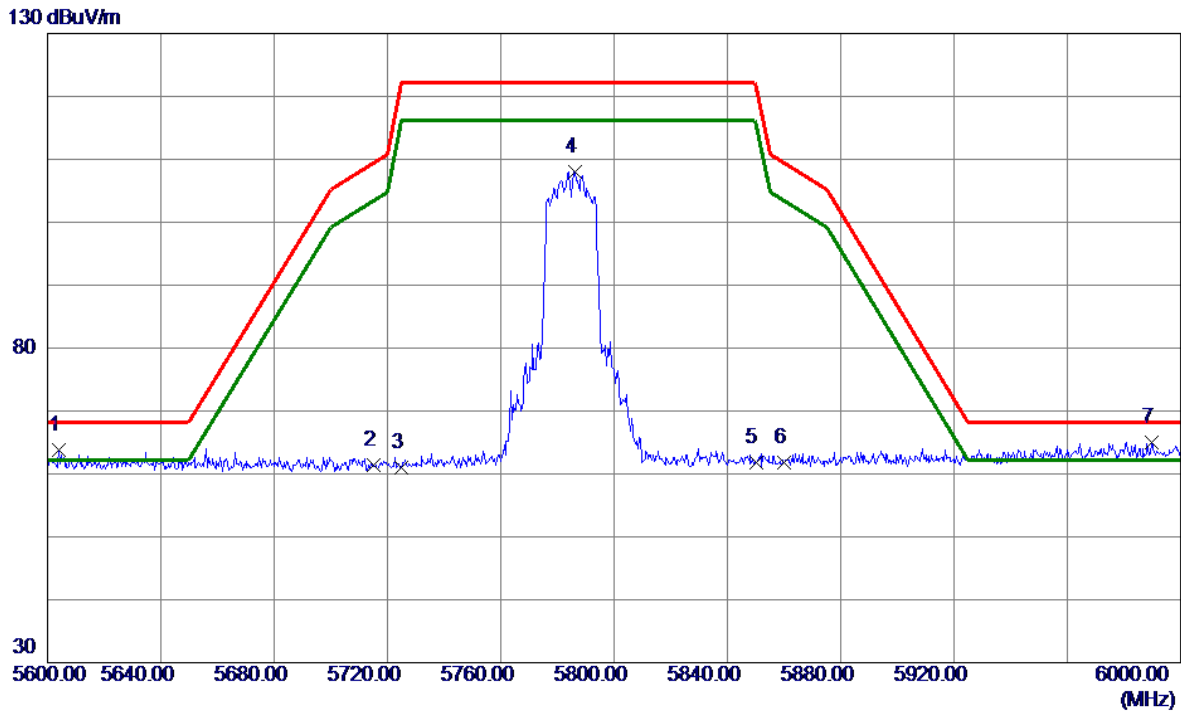


No.	Freq. MHz	Reading Level dBuV/m	Correct Factor dB	Measure ment dBuV/m	Limit dBuV/m	Margin dB	Detector	Comment
1 *	11569.9740	44.96	2.27	47.23	54.00	-6.77	AVG	
2	11570.9500	50.88	2.28	53.16	74.00	-20.84	Peak	

REMARKS:

- (1) Measurement Value = Reading Level + Correct Factor.
- (2) Margin Level = Measurement Value - Limit Value.

Test Mode	UNII-3_TX AC(VHT20) Mode 5785 MHz	Polarization	Horizontal
-----------	-----------------------------------	--------------	------------

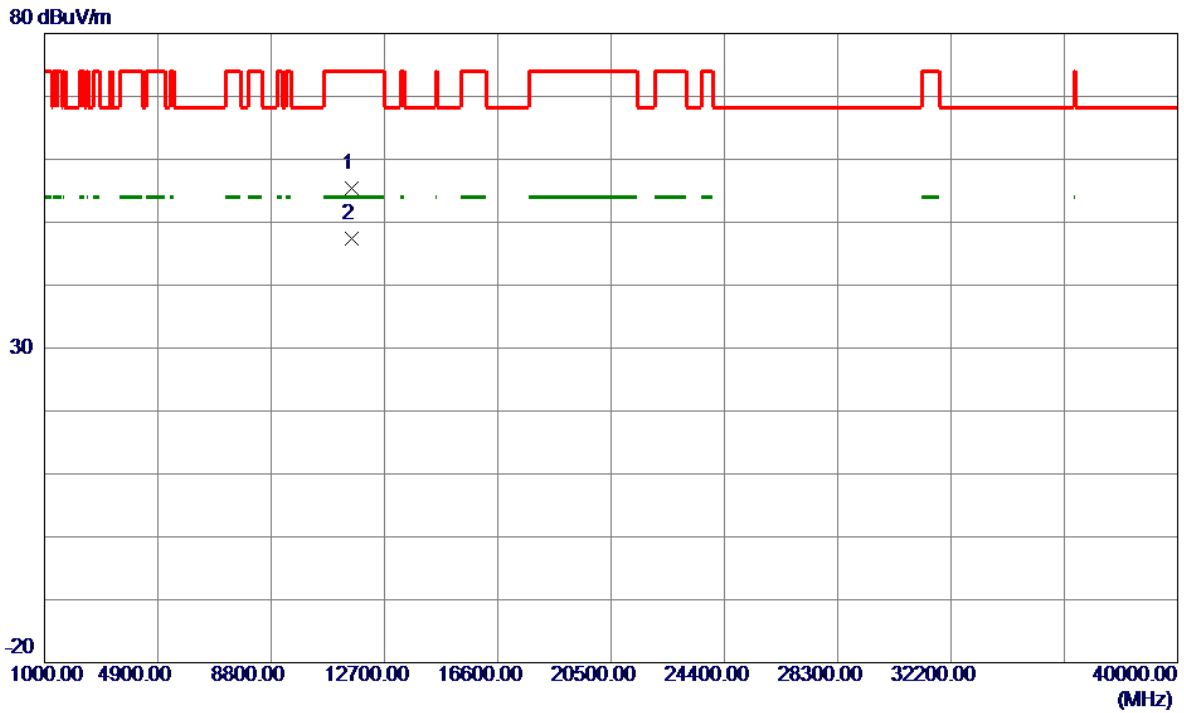


No.	Freq. MHz	Reading Level dBuV/m	Correct Factor dB	Measure ment dBuV/m	Limit dBuV/m	Margin dB	Detector	Comment
1	5604.2000	25.47	38.34	63.81	68.20	-4.39	Peak	
2	5715.0000	22.89	38.46	61.35	109.40	-48.05	Peak	
3	5725.0000	22.59	38.50	61.09	122.20	-61.11	Peak	
4	5786.4000	69.34	38.73	108.07	122.20	-14.13	Peak	
5	5850.0000	22.88	38.91	61.79	122.20	-60.41	Peak	
6	5860.0000	22.84	38.94	61.78	109.40	-47.62	Peak	
7 *	5989.8000	25.75	39.23	64.98	68.20	-3.22	Peak	

REMARKS:

- (1) Measurement Value = Reading Level + Correct Factor.
- (2) Margin Level = Measurement Value - Limit Value.

Test Mode	UNII-3_TX AC(VHT20) Mode 5785 MHz	Polarization	Horizontal
-----------	-----------------------------------	--------------	------------

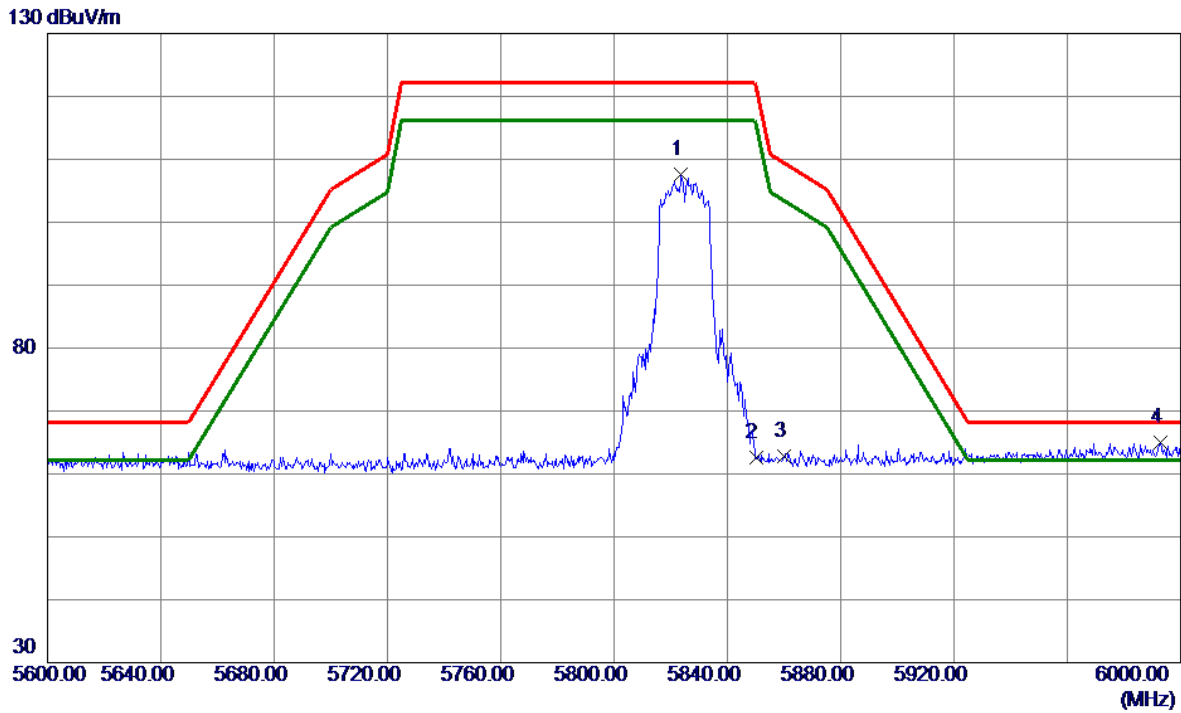


No.	Freq. MHz	Reading Level dBuV/m	Correct Factor dB	Measure ment dBuV/m	Limit dBuV/m	Margin dB	Detector	Comment
1	11569.0000	53.11	2.27	55.38	74.00	-18.62	Peak	
2 *	11570.1900	45.22	2.27	47.49	54.00	-6.51	AVG	

REMARKS:

- (1) Measurement Value = Reading Level + Correct Factor.
- (2) Margin Level = Measurement Value - Limit Value.

Test Mode	UNII-3_TX AC(VHT20) Mode 5825 MHz	Polarization	Vertical
-----------	-----------------------------------	--------------	----------

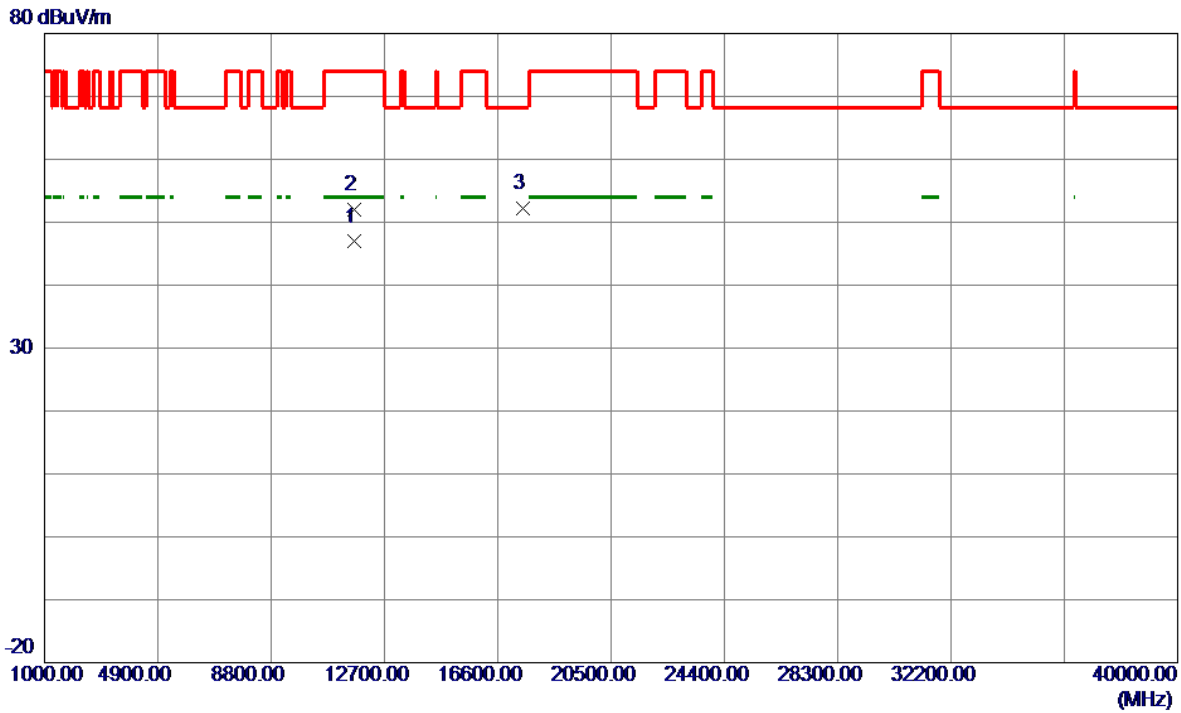


No.	Freq. MHz	Reading Level dBuV/m	Correct Factor dB	Measure ment dBuV/m	Limit dBuV/m	Margin dB	Detector	Comment
1	5823.6000	68.73	38.84	107.57	122.20	-14.63	Peak	
2	5850.0000	23.69	38.91	62.60	122.20	-59.60	Peak	
3	5860.0000	23.91	38.94	62.85	109.40	-46.55	Peak	
4 *	5992.8000	25.72	39.24	64.96	68.20	-3.24	Peak	

REMARKS:

- (1) Measurement Value = Reading Level + Correct Factor.
- (2) Margin Level = Measurement Value - Limit Value.

Test Mode	UNII-3_TX AC(VHT20) Mode 5825 MHz	Polarization	Vertical
-----------	-----------------------------------	--------------	----------

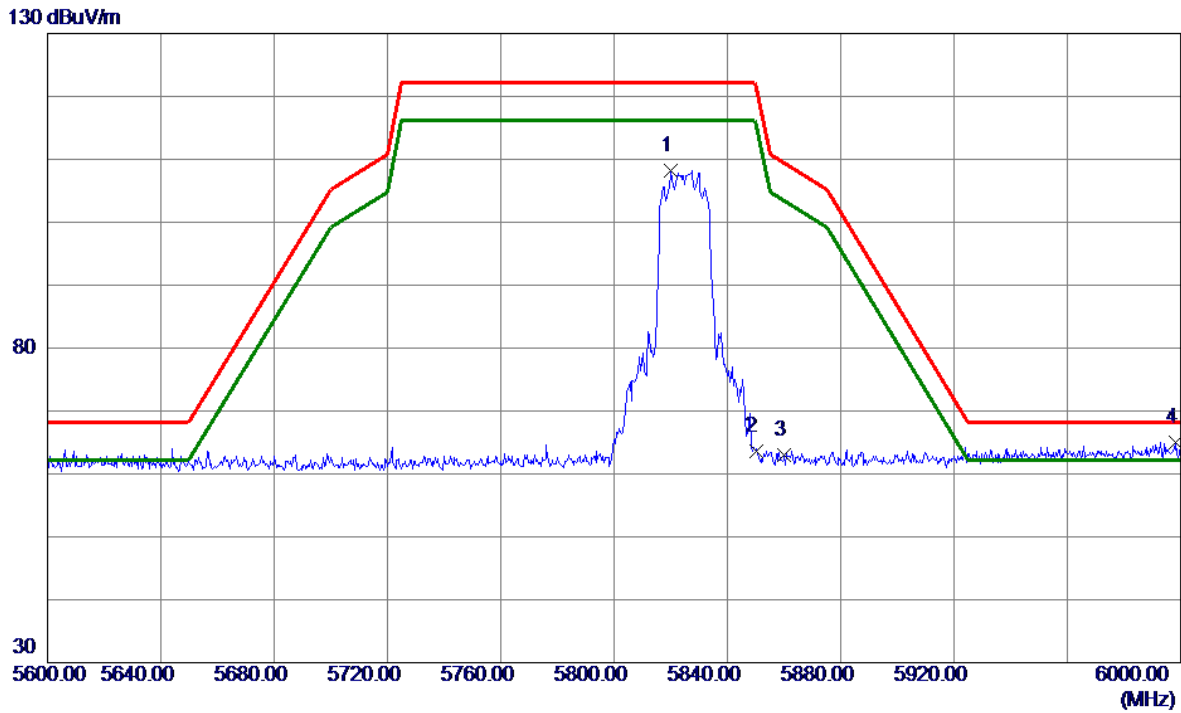


No.	Freq. MHz	Reading Level dBuV/m	Correct Factor dB	Measure ment dBuV/m	Limit dBuV/m	Margin dB	Detector	Comment
1 *	11649.9340	44.79	2.11	46.90	54.00	-7.10	AVG	
2	11652.8500	49.95	2.09	52.04	74.00	-21.96	Peak	
3	17475.5500	44.22	8.03	52.25	68.20	-15.95	Peak	

REMARKS:

- (1) Measurement Value = Reading Level + Correct Factor.
- (2) Margin Level = Measurement Value - Limit Value.

Test Mode	UNII-3_TX AC(VHT20) Mode 5825 MHz	Polarization	Horizontal
-----------	-----------------------------------	--------------	------------

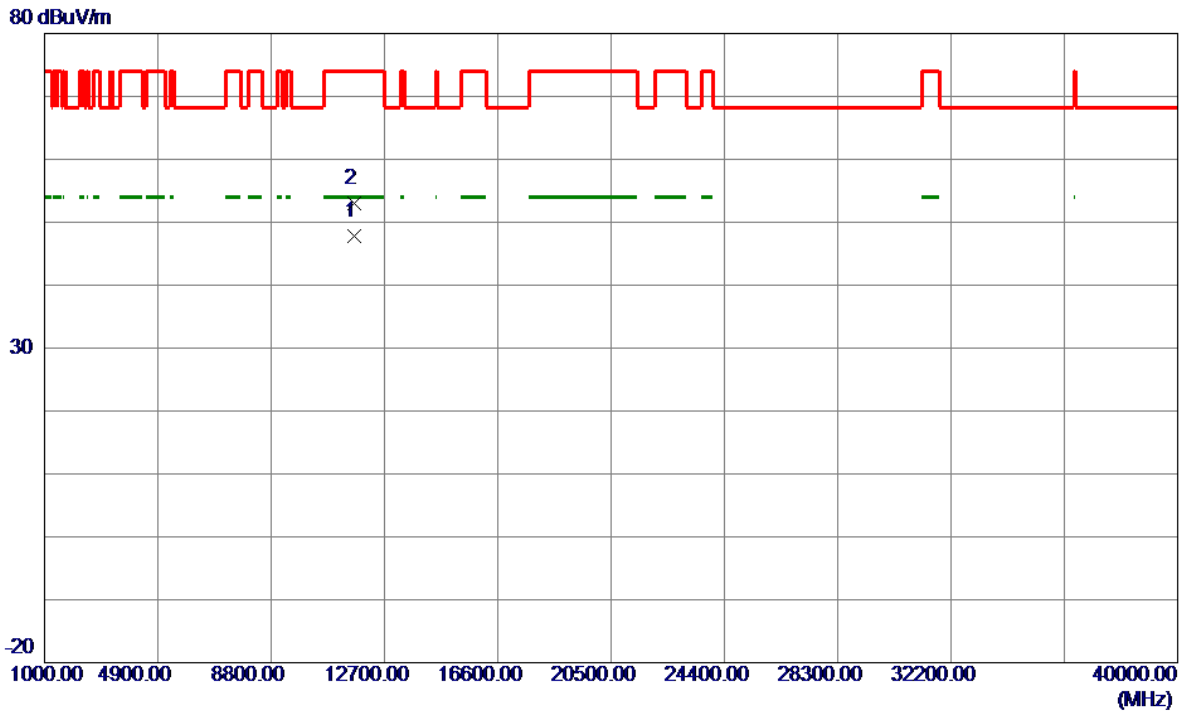


No.	Freq. MHz	Reading Level dBuV/m	Correct Factor dB	Measure ment dBuV/m	Limit dBuV/m	Margin dB	Detector	Comment
1	5820.0000	69.43	38.83	108.26	122.20	-13.94	Peak	
2	5850.0000	24.61	38.91	63.52	122.20	-58.68	Peak	
3	5860.0000	24.00	38.94	62.94	109.40	-46.46	Peak	
4 *	5998.4000	25.68	39.25	64.93	68.20	-3.27	Peak	

REMARKS:

- (1) Measurement Value = Reading Level + Correct Factor.
- (2) Margin Level = Measurement Value - Limit Value.

Test Mode	UNII-3_TX AC(VHT20) Mode 5825 MHz	Polarization	Horizontal
-----------	-----------------------------------	--------------	------------

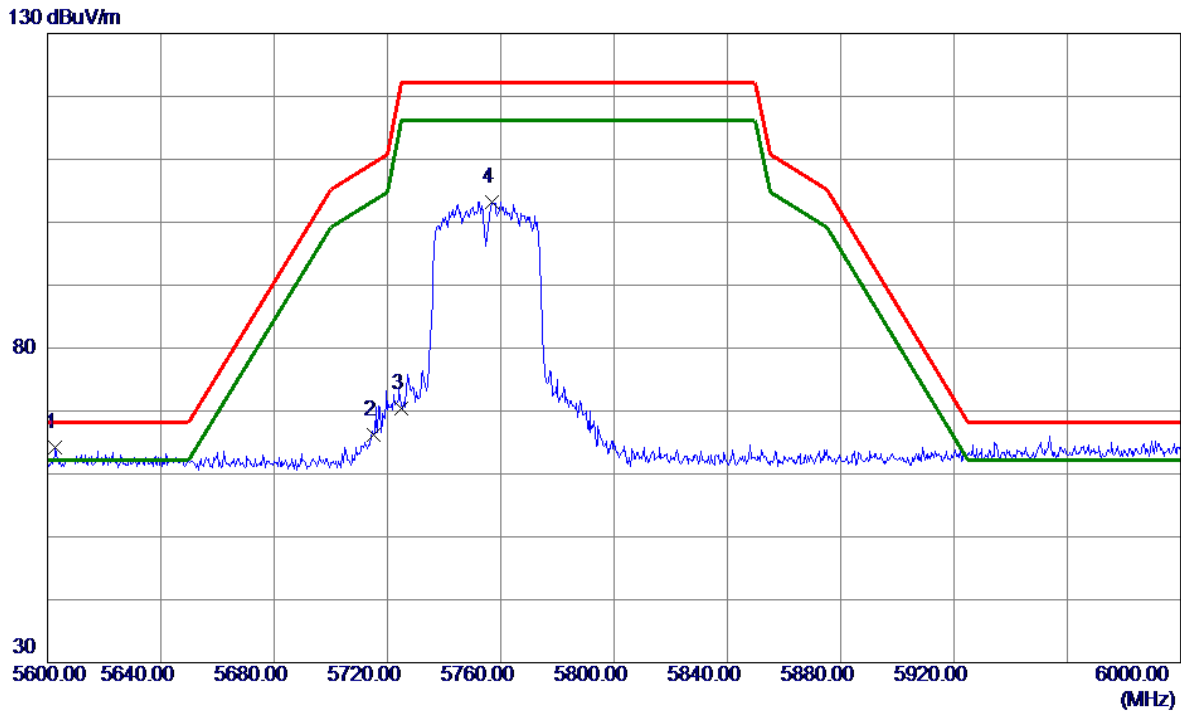


No.	Freq. MHz	Reading Level dBuV/m	Correct Factor dB	Measure ment dBuV/m	Limit dBuV/m	Margin dB	Detector	Comment
1 *	11649.9960	45.71	2.10	47.81	54.00	-6.19	AVG	
2	11652.8500	50.86	2.09	52.95	74.00	-21.05	Peak	

REMARKS:

- (1) Measurement Value = Reading Level + Correct Factor.
- (2) Margin Level = Measurement Value - Limit Value.

Test Mode	UNII-3_TX AC(VHT40) Mode 5755 MHz	Polarization	Vertical
-----------	-----------------------------------	--------------	----------

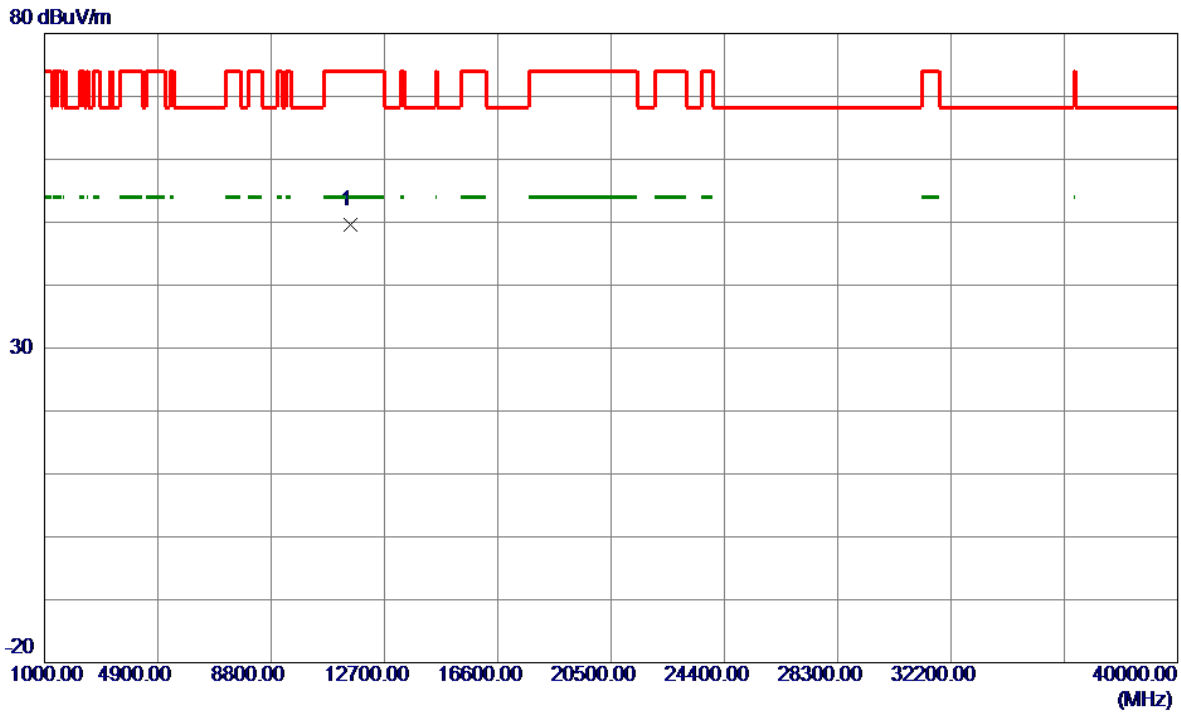


No.	Freq. MHz	Reading Level dBuV/m	Correct Factor dB	Measure ment dBuV/m	Limit dBuV/m	Margin dB	Detector	Comment
1 *	5602.8000	25.77	38.34	64.11	68.20	-4.09	Peak	
2	5715.0000	27.78	38.46	66.24	109.40	-43.16	Peak	
3	5725.0000	31.97	38.50	70.47	122.20	-51.73	Peak	
4	5756.8000	64.57	38.62	103.19	122.20	-19.01	Peak	

REMARKS:

- (1) Measurement Value = Reading Level + Correct Factor.
- (2) Margin Level = Measurement Value - Limit Value.

Test Mode	UNII-3_TX AC(VHT40) Mode 5755 MHz	Polarization	Vertical
-----------	-----------------------------------	--------------	----------

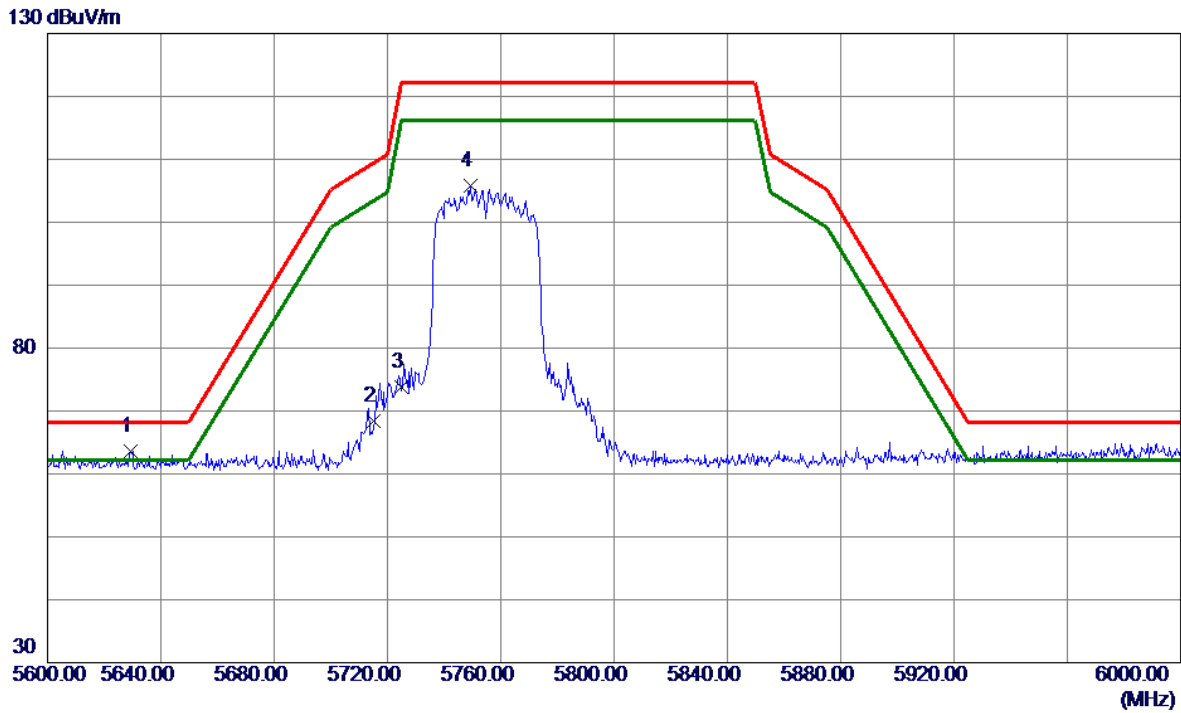


No.	Freq. MHz	Reading Level dBuV/m	Correct Factor dB	Measure ment dBuV/m	Limit dBuV/m	Margin dB	Detector	Comment
1 *	11510.0000	47.32	2.22	49.54	74.00	-24.46	Peak	

REMARKS:

- (1) Measurement Value = Reading Level + Correct Factor.
- (2) Margin Level = Measurement Value - Limit Value.

Test Mode	UNII-3_TX AC(VHT40) Mode 5755 MHz	Polarization	Horizontal
-----------	-----------------------------------	--------------	------------

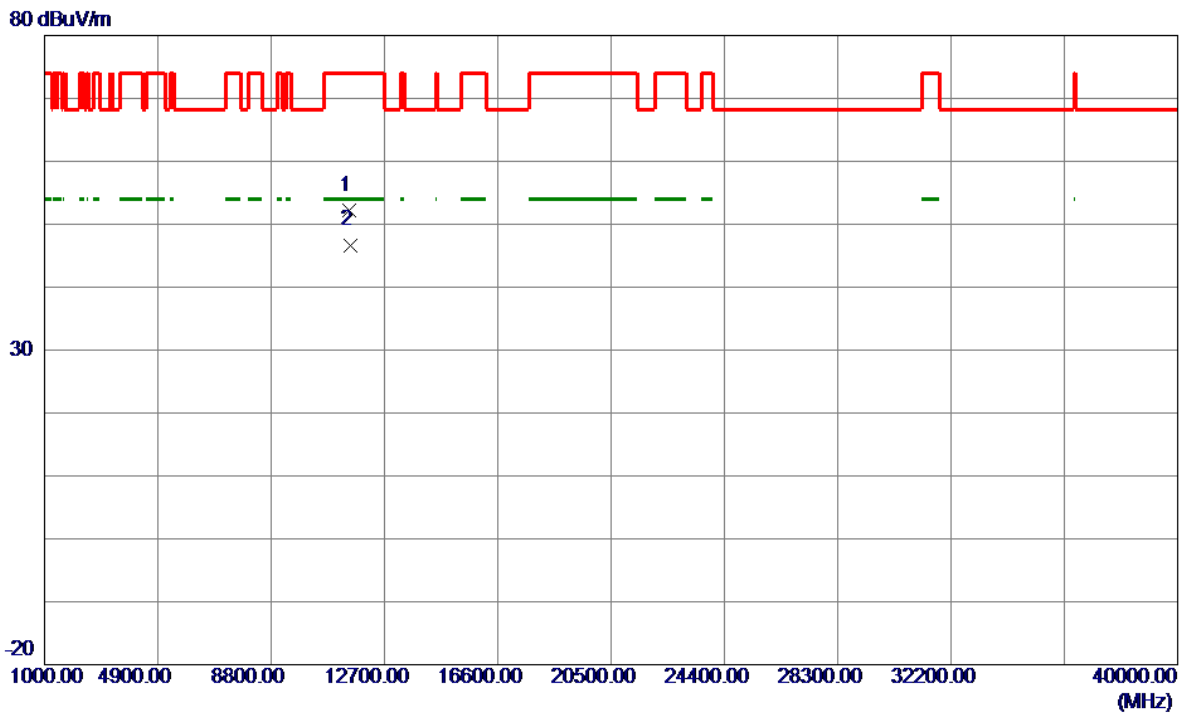


No.	Freq. MHz	Reading Level dBuV/m	Correct Factor dB	Measure ment dBuV/m	Limit dBuV/m	Margin dB	Detector	Comment
1 *	5629.2000	25.23	38.36	63.59	68.20	-4.61	Peak	
2	5715.0000	29.88	38.46	68.34	109.40	-41.06	Peak	
3	5725.0000	35.25	38.50	73.75	122.20	-48.45	Peak	
4	5749.2000	67.20	38.59	105.79	122.20	-16.41	Peak	

REMARKS:

- (1) Measurement Value = Reading Level + Correct Factor.
- (2) Margin Level = Measurement Value - Limit Value.

Test Mode	UNII-3_TX AC(VHT40) Mode 5755 MHz	Polarization	Horizontal
-----------	-----------------------------------	--------------	------------

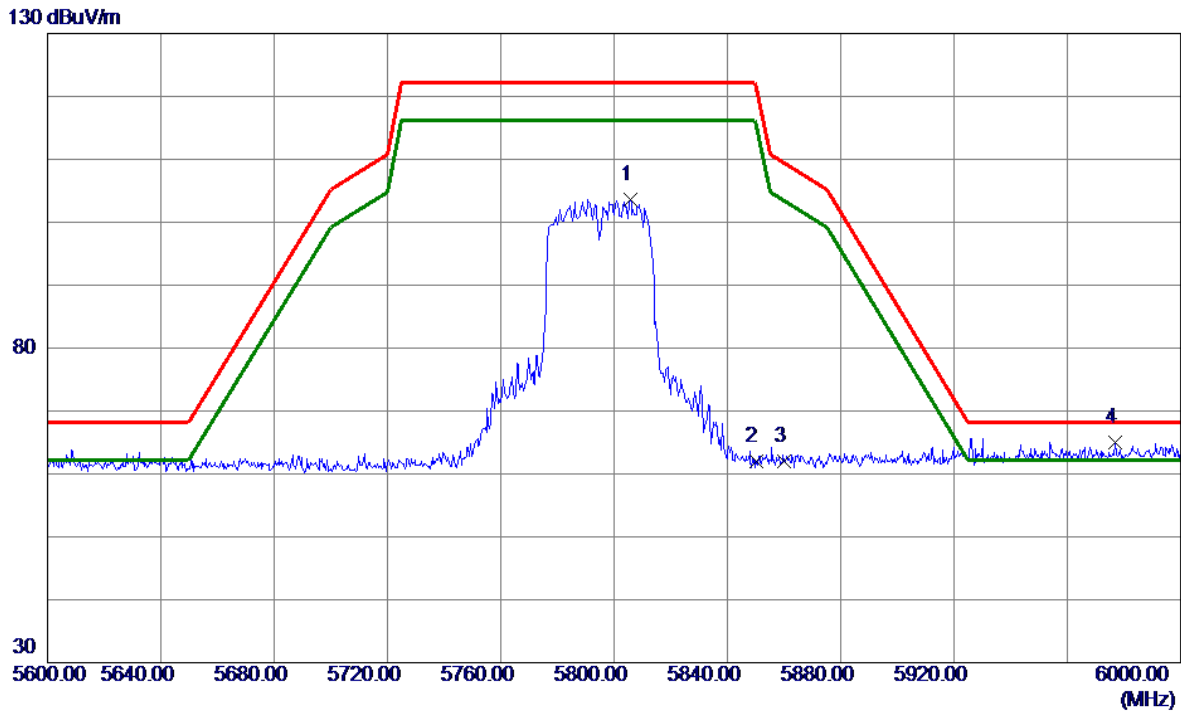


No.	Freq. MHz	Reading Level dBuV/m	Correct Factor dB	Measure ment dBuV/m	Limit dBuV/m	Margin dB	Detector	Comment
1	11500.7500	49.97	2.22	52.19	74.00	-21.81	Peak	
2 *	11509.8550	44.48	2.22	46.70	54.00	-7.30	AVG	

REMARKS:

- (1) Measurement Value = Reading Level + Correct Factor.
- (2) Margin Level = Measurement Value - Limit Value.

Test Mode	UNII-3_TX AC(VHT40) Mode 5795 MHz	Polarization	Vertical
-----------	-----------------------------------	--------------	----------

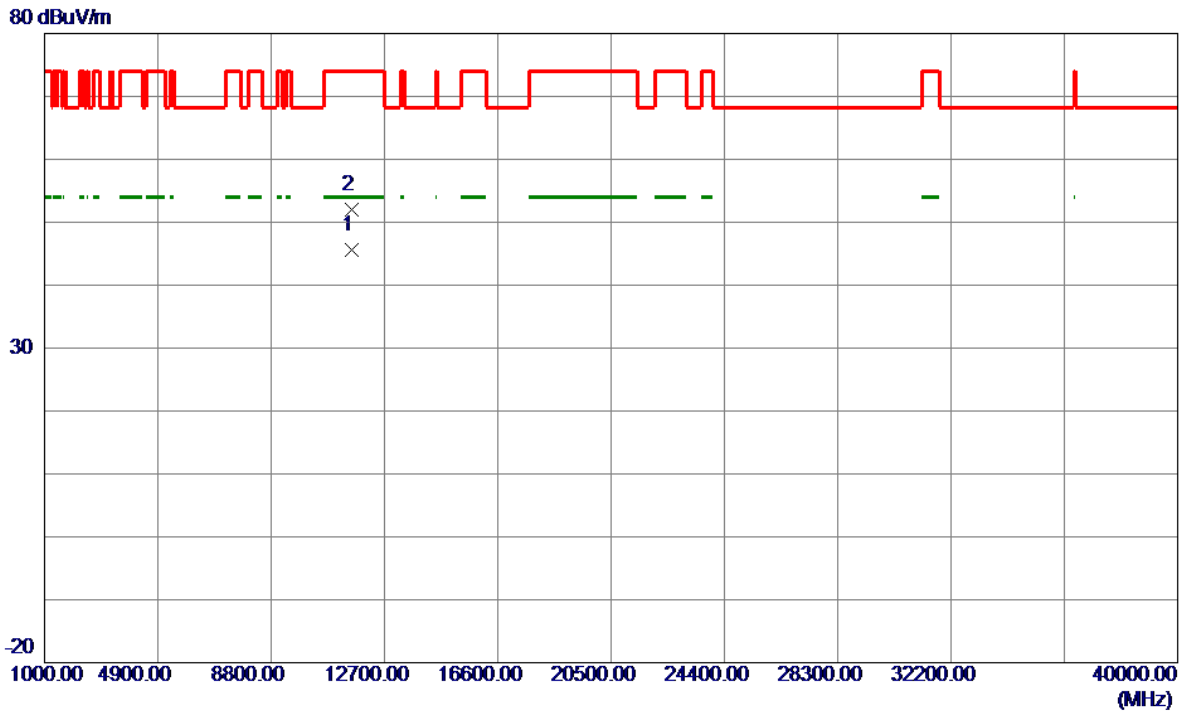


No.	Freq. MHz	Reading Level dBuV/m	Correct Factor dB	Measure ment dBuV/m	Limit dBuV/m	Margin dB	Detector	Comment
1	5805.6000	64.88	38.80	103.68	122.20	-18.52	Peak	
2	5850.0000	23.08	38.91	61.99	122.20	-60.21	Peak	
3	5860.0000	23.10	38.94	62.04	109.40	-47.36	Peak	
4 *	5977.0000	25.85	39.20	65.05	68.20	-3.15	Peak	

REMARKS:

- (1) Measurement Value = Reading Level + Correct Factor.
- (2) Margin Level = Measurement Value - Limit Value.

Test Mode	UNII-3_TX AC(VHT40) Mode 5795 MHz	Polarization	Vertical
-----------	-----------------------------------	--------------	----------

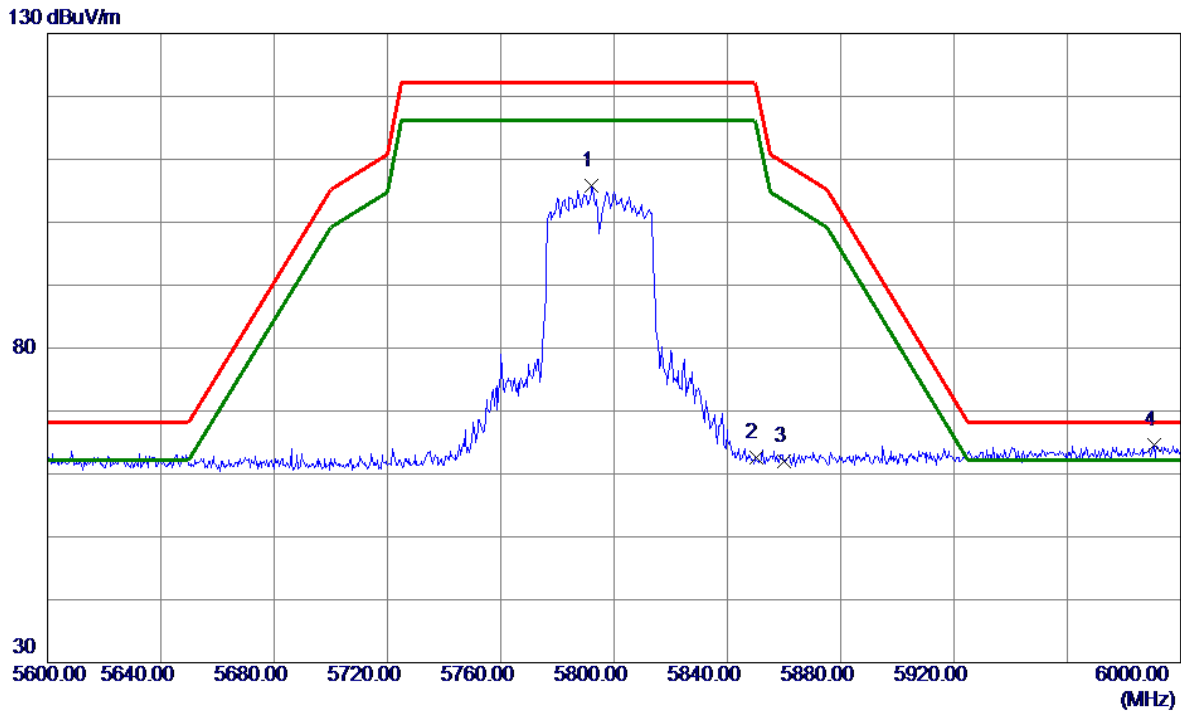


No.	Freq. MHz	Reading Level dBuV/m	Correct Factor dB	Measure ment dBuV/m	Limit dBuV/m	Margin dB	Detector	Comment
1 *	11590.1110	43.24	2.29	45.53	54.00	-8.47	AVG	
2	11590.4500	49.74	2.29	52.03	74.00	-21.97	Peak	

REMARKS:

- (1) Measurement Value = Reading Level + Correct Factor.
- (2) Margin Level = Measurement Value - Limit Value.

Test Mode	UNII-3_TX AC(VHT40) Mode 5795 MHz	Polarization	Horizontal
-----------	-----------------------------------	--------------	------------

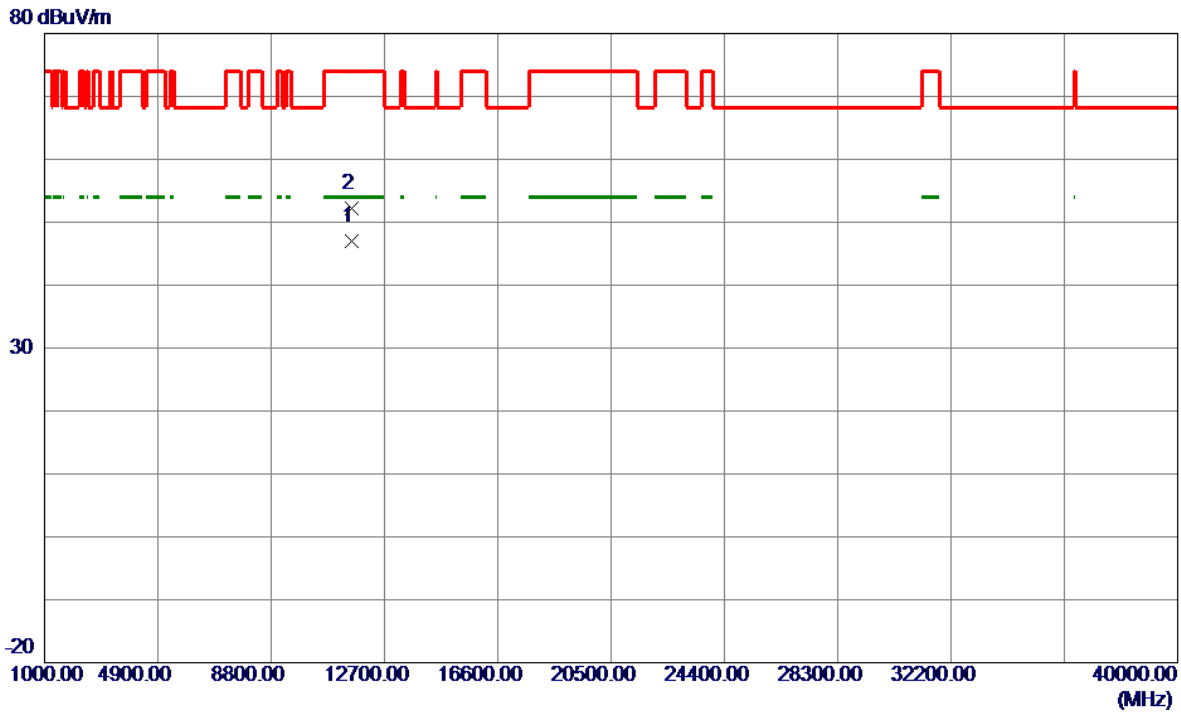


No.	Freq. MHz	Reading Level dBuV/m	Correct Factor dB	Measure ment dBuV/m	Limit dBuV/m	Margin dB	Detector	Comment
1	5792.0000	67.09	38.75	105.84	122.20	-16.36	Peak	
2	5850.0000	23.73	38.91	62.64	122.20	-59.56	Peak	
3	5860.0000	23.07	38.94	62.01	109.40	-47.39	Peak	
4 *	5990.6000	25.31	39.23	64.54	68.20	-3.66	Peak	

REMARKS:

- (1) Measurement Value = Reading Level + Correct Factor.
- (2) Margin Level = Measurement Value - Limit Value.

Test Mode	UNII-3_TX AC(VHT40) Mode 5795 MHz	Polarization	Horizontal
-----------	-----------------------------------	--------------	------------

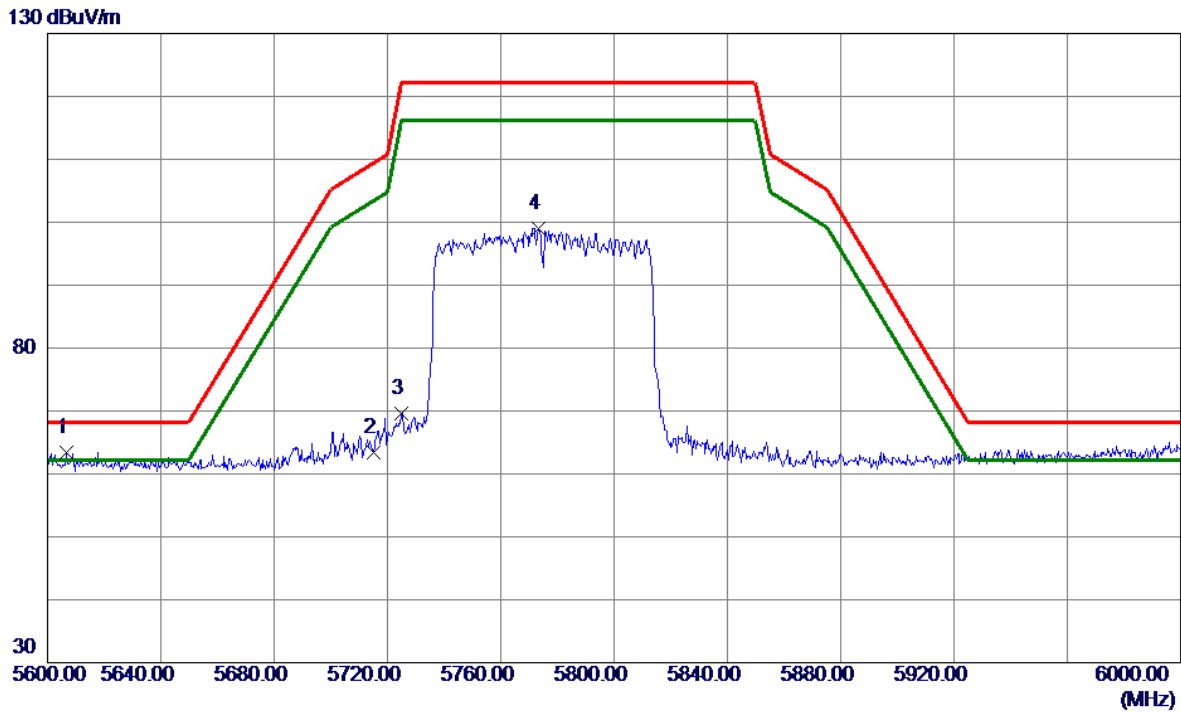


No.	Freq. MHz	Reading Level dBuV/m	Correct Factor dB	Measure ment dBuV/m	Limit dBuV/m	Margin dB	Detector	Comment
1 *	11590.0480	44.74	2.29	47.03	54.00	-6.97	AVG	
2	11590.4500	49.94	2.29	52.23	74.00	-21.77	Peak	

REMARKS:

- (1) Measurement Value = Reading Level + Correct Factor.
- (2) Margin Level = Measurement Value - Limit Value.

Test Mode	UNII-3_TX AC(VHT80) Mode 5775 MHz	Polarization	Vertical
-----------	-----------------------------------	--------------	----------

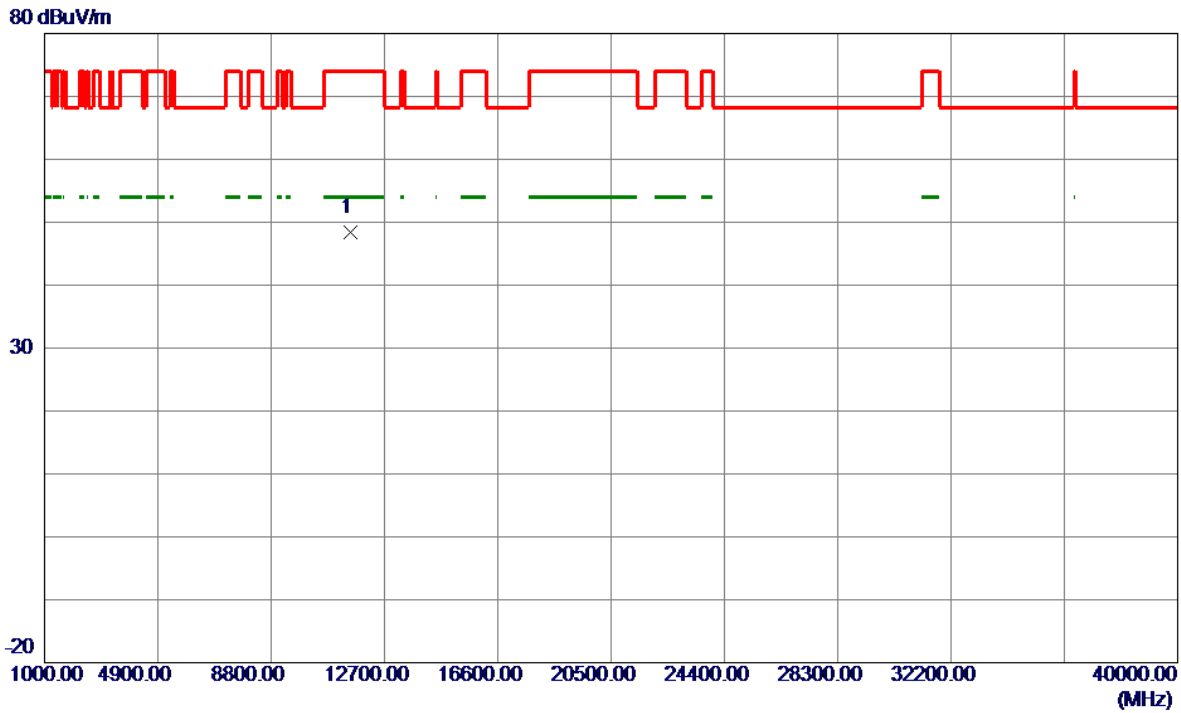


No.	Freq. MHz	Reading Level dBuV/m	Correct Factor dB	Measure ment dBuV/m	Limit dBuV/m	Margin dB	Detector	Comment
1 *	5606.6000	25.01	38.34	63.35	68.20	-4.85	Peak	
2	5715.0000	24.85	38.46	63.31	109.40	-46.09	Peak	
3	5725.0000	31.03	38.50	69.53	122.20	-52.67	Peak	
4	5773.4000	60.35	38.68	99.03	122.20	-23.17	Peak	

REMARKS:

- (1) Measurement Value = Reading Level + Correct Factor.
- (2) Margin Level = Measurement Value - Limit Value.

Test Mode	UNII-3_TX AC(VHT80) Mode 5775 MHz	Polarization	Vertical
-----------	-----------------------------------	--------------	----------

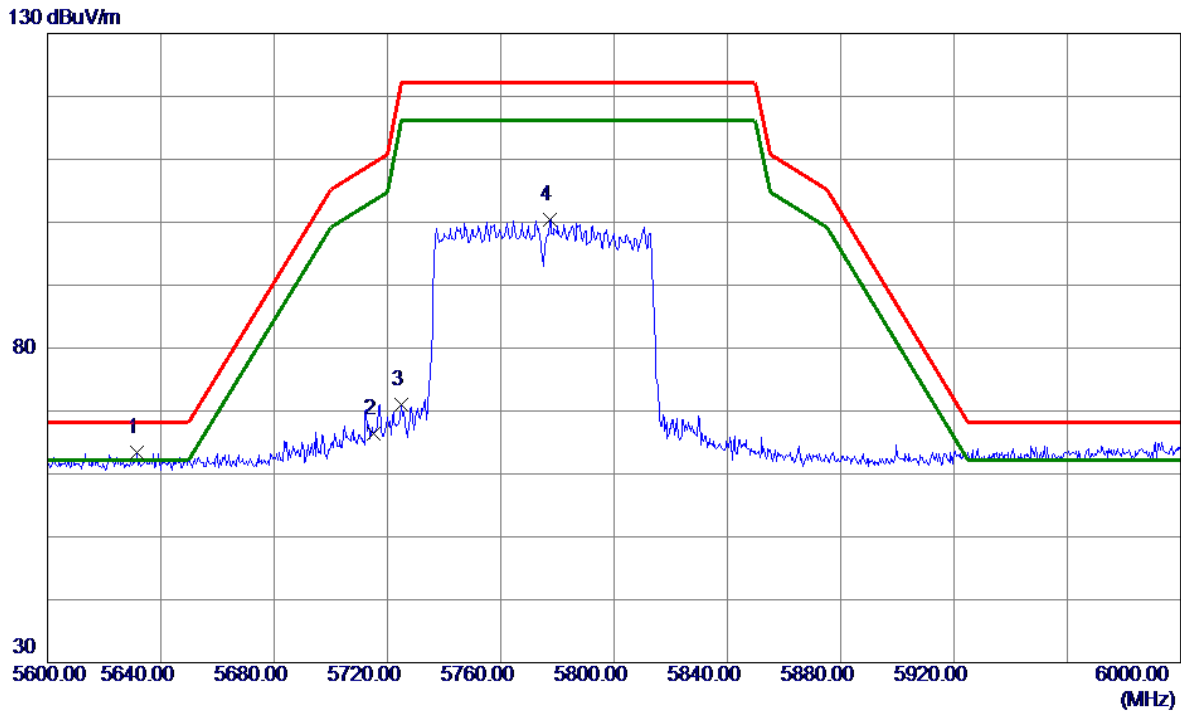


No.	Freq. MHz	Reading Level dBuV/m	Correct Factor dB	Measure ment dBuV/m	Limit dBuV/m	Margin dB	Detector	Comment
1 *	11550.0000	46.10	2.26	48.36	74.00	-25.64	Peak	

REMARKS:

- (1) Measurement Value = Reading Level + Correct Factor.
- (2) Margin Level = Measurement Value - Limit Value.

Test Mode	UNII-3_TX AC(VHT80) Mode 5775 MHz	Polarization	Horizontal
-----------	-----------------------------------	--------------	------------

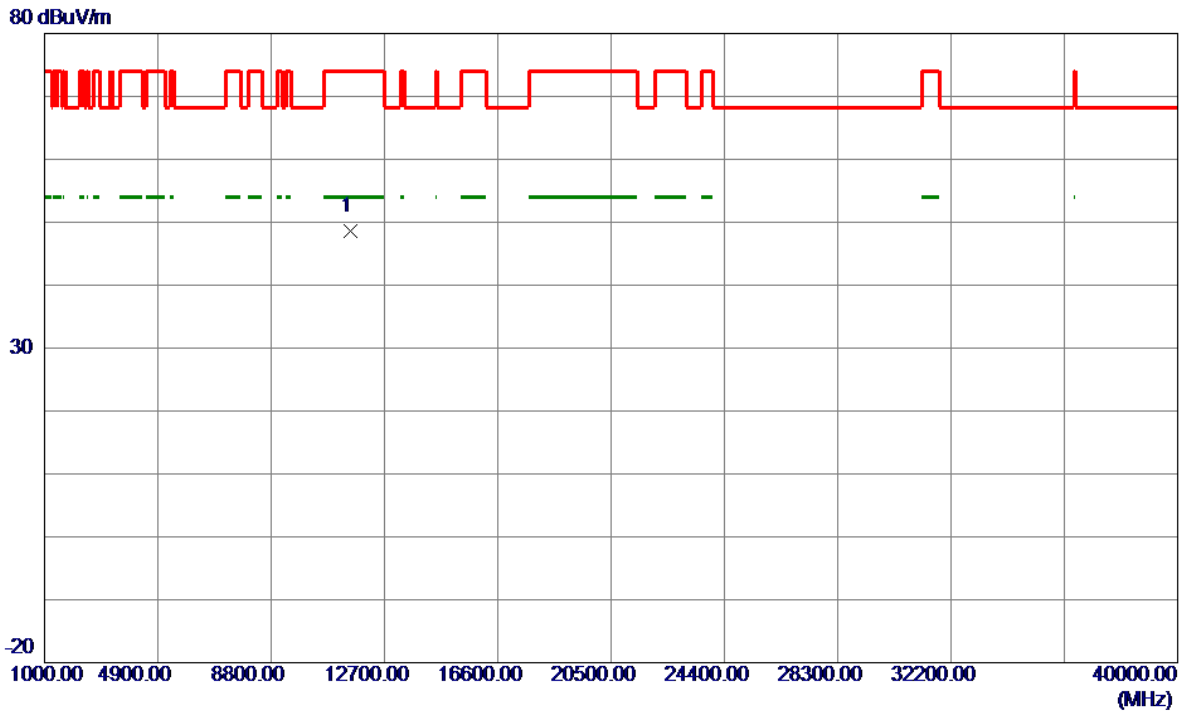


No.	Freq. MHz	Reading Level dBuV/m	Correct Factor dB	Measure ment dBuV/m	Limit dBuV/m	Margin dB	Detector	Comment
1 *	5631.6000	25.10	38.36	63.46	68.20	-4.74	Peak	
2	5715.0000	28.03	38.46	66.49	109.40	-42.91	Peak	
3	5725.0000	32.44	38.50	70.94	122.20	-51.26	Peak	
4	5777.4000	61.68	38.70	100.38	122.20	-21.82	Peak	

REMARKS:

- (1) Measurement Value = Reading Level + Correct Factor.
- (2) Margin Level = Measurement Value - Limit Value.

Test Mode	UNII-3_TX AC(VHT80) Mode 5775 MHz	Polarization	Horizontal
-----------	-----------------------------------	--------------	------------



No.	Freq. MHz	Reading Level dBuV/m	Correct Factor dB	Measure ment dBuV/m	Limit dBuV/m	Margin dB	Detector	Comment
1 *	11550.0000	46.41	2.26	48.67	74.00	-25.33	Peak	

REMARKS:

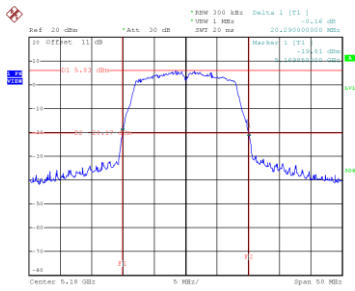
- (1) Measurement Value = Reading Level + Correct Factor.
- (2) Margin Level = Measurement Value - Limit Value.

APPENDIX E - BANDWIDTH

Test Mode	UNII-1_TX A Mode
-----------	------------------

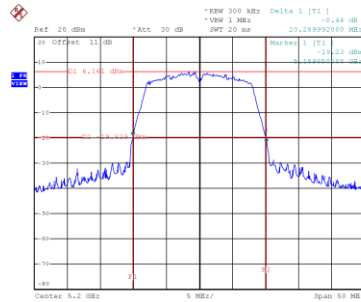
Channel	Frequency (MHz)	26 dB Bandwidth (MHz)	99 % Occupied Bandwidth (MHz)
36	5180	20.290	16.900
40	5200	20.290	16.900
48	5240	20.350	16.800

CH36



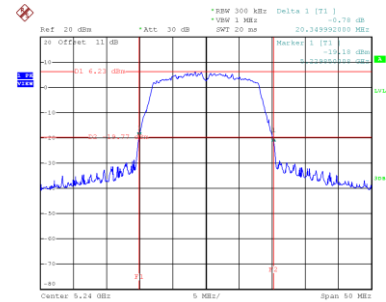
Date: 15-APR-2021 19:15:22

CH40
26 dB Bandwidth



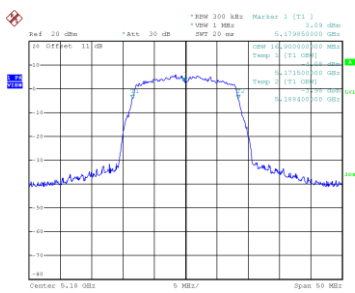
Date: 15-APR-2021 19:23:54

CH48

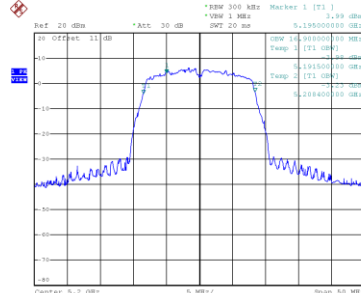


Date: 15-APR-2021 19:28:143

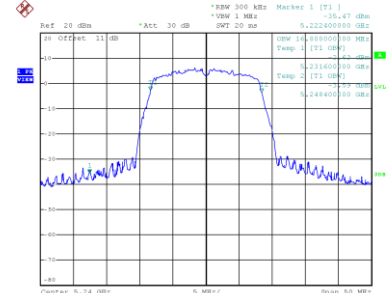
99 % Occupied Bandwidth



Date: 15-APR-2021 19:14:51



Date: 15-APR-2021 19:23:122

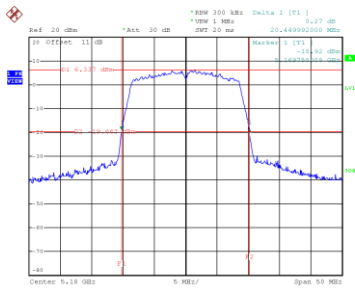


Date: 15-APR-2021 19:28:114

Test Mode	UNII-1_TX AC(VHT20) Mode
-----------	--------------------------

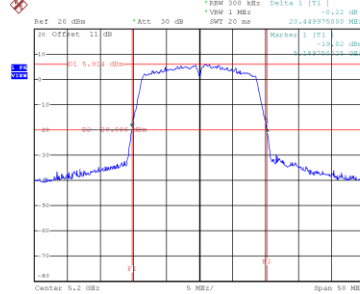
Channel	Frequency (MHz)	26 dB Bandwidth (MHz)	99 % Occupied Bandwidth (MHz)
36	5180	20.450	17.800
40	5200	20.450	17.800
48	5240	20.450	17.700

CH36



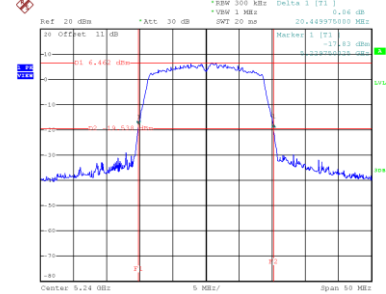
Date: 15-APR-2021 22:07:47

CH40 26 dB Bandwidth



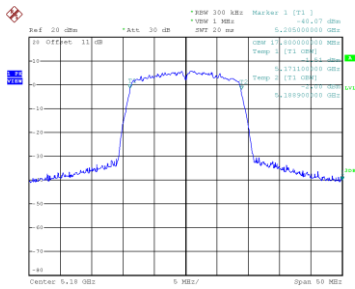
Date: 15-APR-2021 22:10:17

CH48

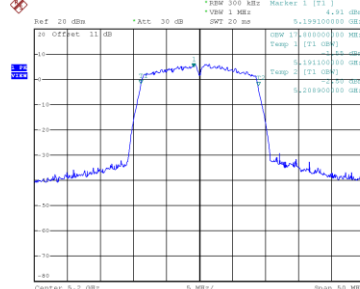


Date: 15-APR-2021 22:14:48

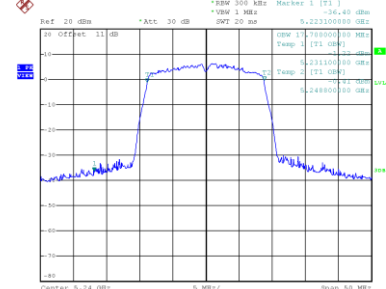
99 % Occupied Bandwidth



Date: 15-APR-2021 22:07:16



Date: 15-APR-2021 22:12:45

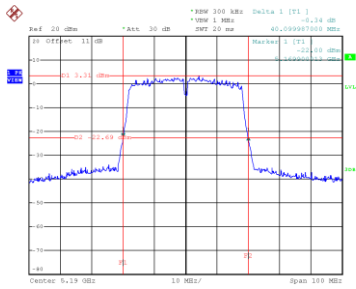


Date: 15-APR-2021 22:14:17

Test Mode	UNII-1_TX AC(VHT40) Mode
-----------	--------------------------

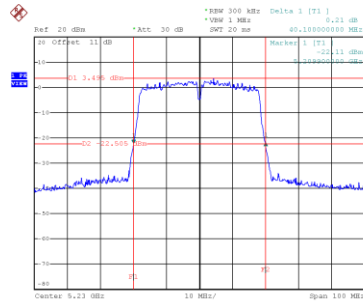
Channel	Frequency (MHz)	26 dB Bandwidth (MHz)	99 % Occupied Bandwidth (MHz)
38	5190	40.100	36.400
46	5230	40.100	36.400

CH38

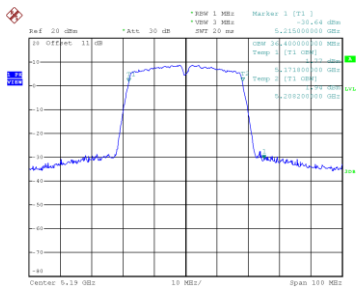


Date: 15_APR_2021 22:15:10

CH46 26 dB Bandwidth

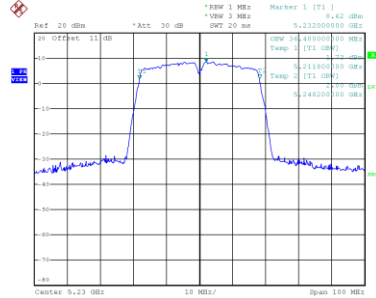


Date: 15_APR_2021 23:05:37



Date: 15_APR_2021 22:15:03

99 % Occupied Bandwidth

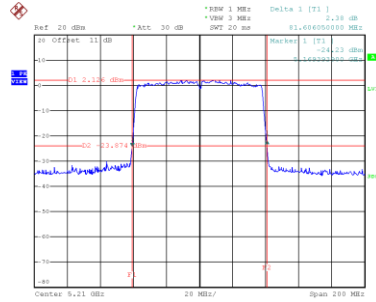


Date: 15_APR_2021 23:04:52

Test Mode	UNII-1_TX AC(VHT80) Mode
-----------	--------------------------

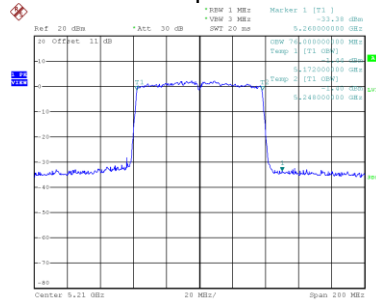
Channel	Frequency (MHz)	26 dB Bandwidth (MHz)	99 % Occupied Bandwidth (MHz)
42	5210	81.606	76.000

CH42 26 dB Bandwidth



Date: 16-APR-2021 12:20:37

99 % Occupied Bandwidth

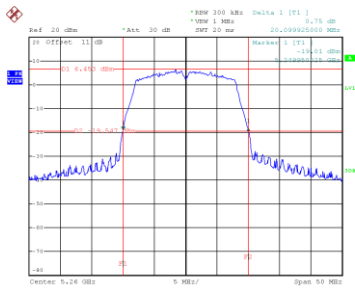


Date: 16-APR-2021 12:19:56

Test Mode	UNII-2A_TX A Mode
-----------	-------------------

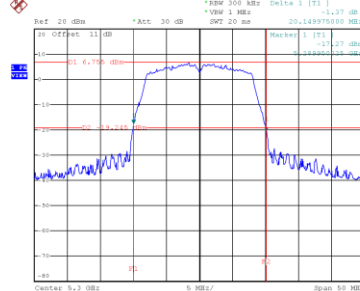
Channel	Frequency (MHz)	26 dB Bandwidth (MHz)	99 % Occupied Bandwidth (MHz)
52	5260	20.100	16.800
60	5300	20.150	16.800
64	5320	20.290	16.900

CH52



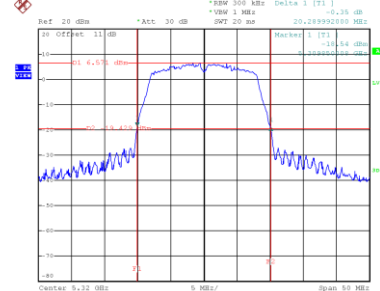
Date: 15-APR-2021 19:39:27

CH60 26 dB Bandwidth



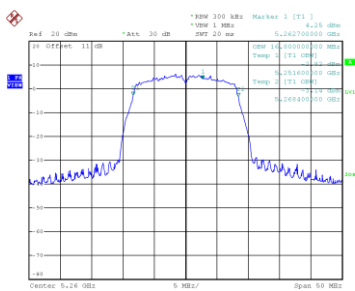
Date: 15-APR-2021 19:45:00

CH64

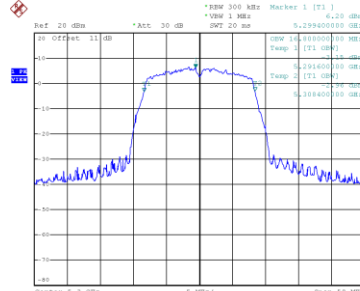


Date: 15-APR-2021 19:57:12

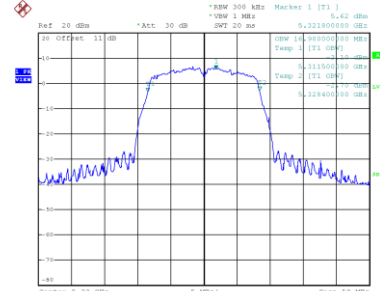
99 % Occupied Bandwidth



Date: 15-APR-2021 19:38:56



Date: 15-APR-2021 19:44:29

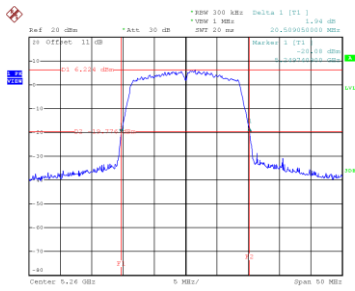


Date: 15-APR-2021 19:56:40

Test Mode	UNII-2A_TX AC(VHT20) Mode
-----------	---------------------------

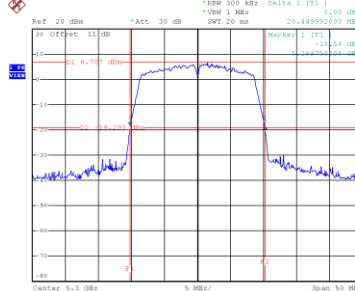
Channel	Frequency (MHz)	26 dB Bandwidth (MHz)	99 % Occupied Bandwidth (MHz)
52	5260	20.509	17.800
60	5300	20.450	17.800
64	5320	20.450	17.700

CH52



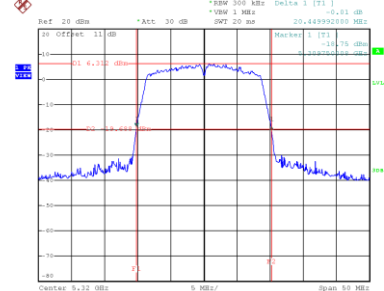
Date: 15-APR-2021 22:20:12

CH60 26 dB Bandwidth



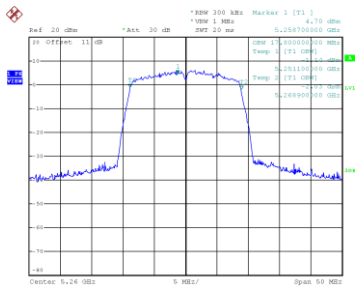
Date: 15-APR-2021 22:22:01

CH64

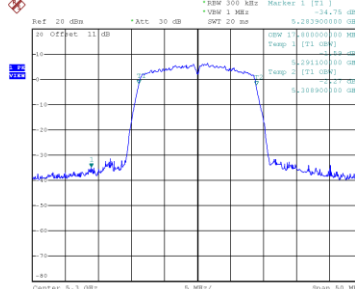


Date: 15-APR-2021 22:27:36

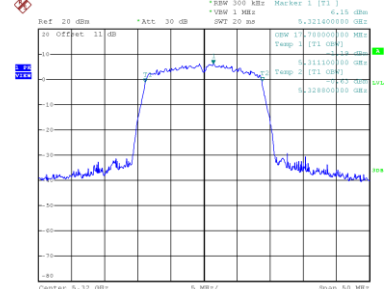
99 % Occupied Bandwidth



Date: 15-APR-2021 22:19:40



Date: 15-APR-2021 22:21:31

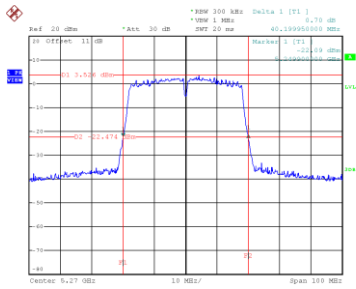


Date: 15-APR-2021 22:27:04

Test Mode	UNII-2A_TX AC(VHT40) Mode
-----------	---------------------------

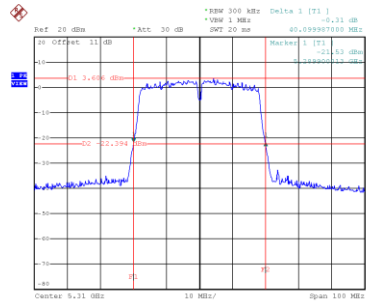
Channel	Frequency (MHz)	26 dB Bandwidth (MHz)	99 % Occupied Bandwidth (MHz)
54	5270	40.200	36.400
62	5310	40.100	36.400

CH54



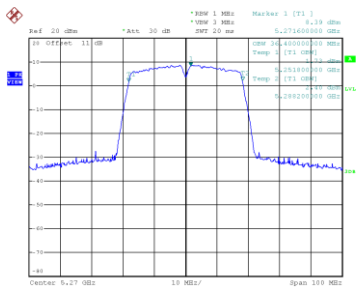
Date: 15_APR_2021 23:07:14

CH62 26 dB Bandwidth

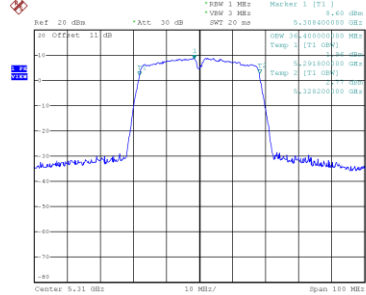


Date: 15_APR_2021 23:13:36

99 % Occupied Bandwidth



Date: 15_APR_2021 23:06:30

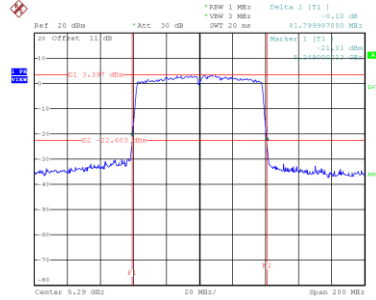


Date: 15_APR_2021 23:12:52

Test Mode	UNII-2A_TX AC(VHT80) Mode
-----------	---------------------------

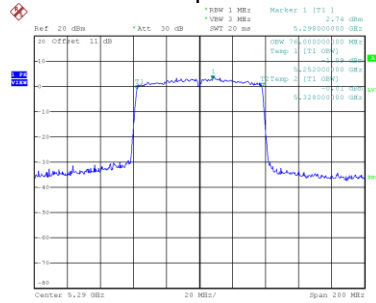
Channel	Frequency (MHz)	26 dB Bandwidth (MHz)	99 % Occupied Bandwidth (MHz)
58	5290	81.800	76.000

CH58 26 dB Bandwidth



Date: 16.APR.2021 12:28:54

99 % Occupied Bandwidth

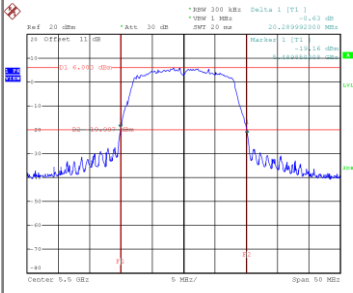


Date: 16.APR.2021 12:28:10

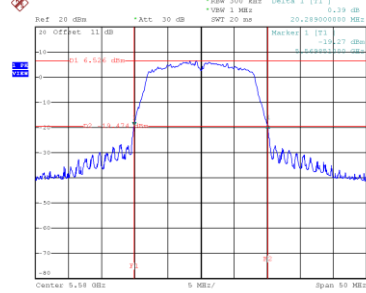
Test Mode	UNII-2C_TX A Mode
-----------	-------------------

Channel	Frequency (MHz)	26 dB Bandwidth (MHz)	99 % Occupied Bandwidth (MHz)
100	5500	20.290	16.900
116	5580	20.289	16.900
140	5700	20.250	16.900

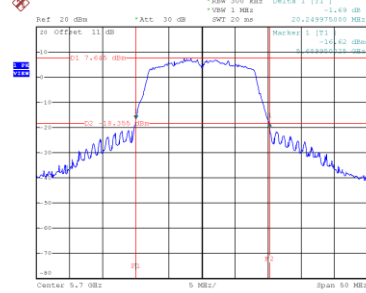
CH100



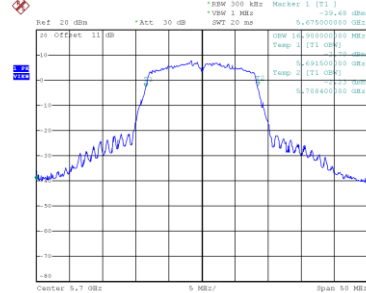
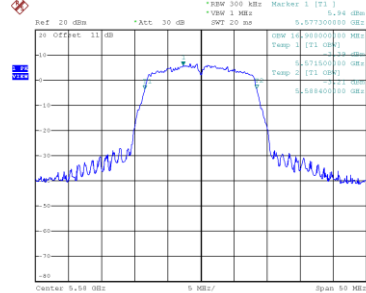
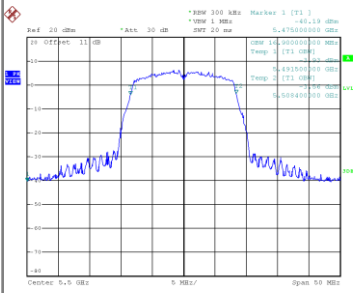
CH116
26 dB Bandwidth



CH140



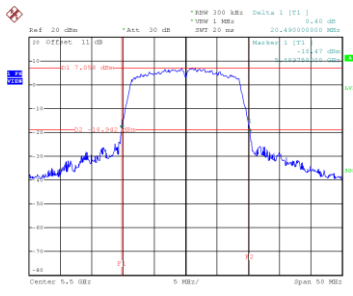
99 % Occupied Bandwidth



Test Mode	UNII-2C_TX AC(VHT20) Mode
-----------	---------------------------

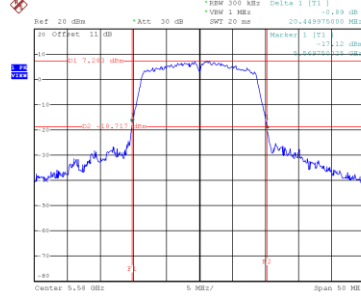
Channel	Frequency (MHz)	26 dB Bandwidth (MHz)	99 % Occupied Bandwidth (MHz)
100	5500	20.490	17.700
116	5580	20.450	17.800
140	5700	20.600	17.800

CH100



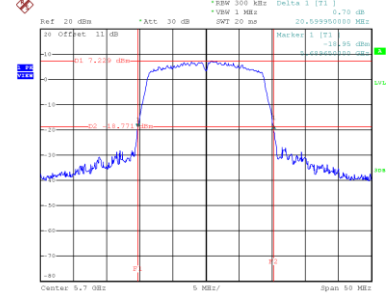
Date: 15-APR-2021 22:29:49

CH116 26 dB Bandwidth



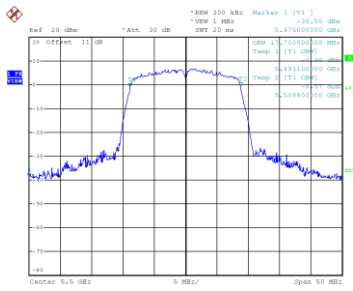
Date: 15-APR-2021 22:35:17

CH140

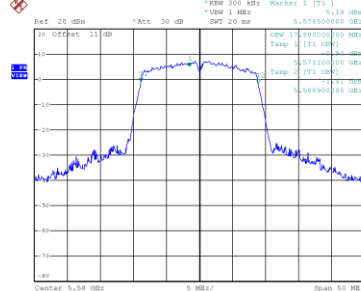


Date: 15-APR-2021 22:37:51

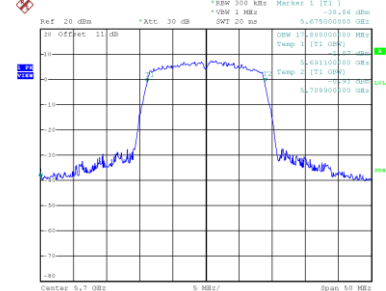
99 % Occupied Bandwidth



Date: 15-APR-2021 22:29:18



Date: 15-APR-2021 22:34:45

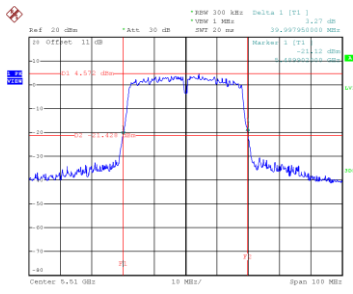


Date: 15-APR-2021 22:37:20

Test Mode	UNII-2C_TX AC(VHT40) Mode
-----------	---------------------------

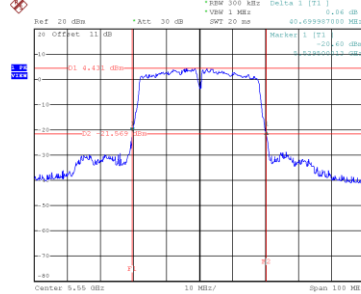
Channel	Frequency (MHz)	26 dB Bandwidth (MHz)	99 % Occupied Bandwidth (MHz)
102	5510	39.998	36.400
110	5550	40.700	36.600
134	5670	40.900	36.800

CH102



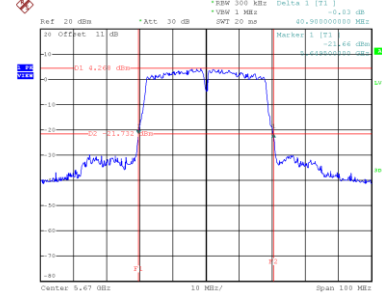
Date: 15-APR-2021 23:15:39

CH110
26 dB Bandwidth



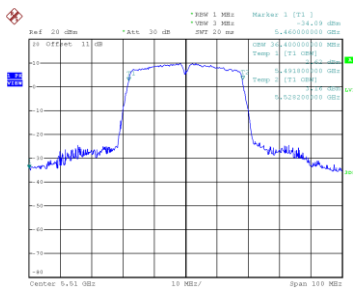
Date: 16-APR-2021 11:23:37

CH134

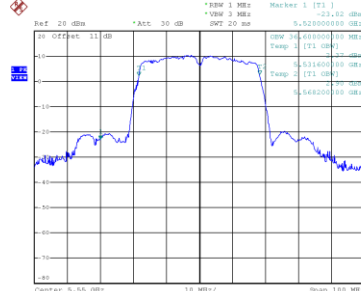


Date: 16-APR-2021 12:01:22

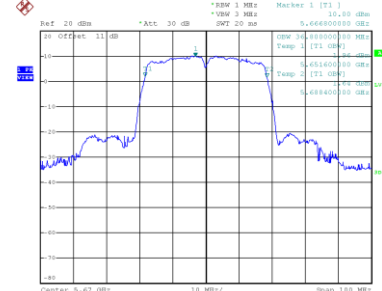
99 % Occupied Bandwidth



Date: 15-APR-2021 23:14:53



Date: 16-APR-2021 11:22:52

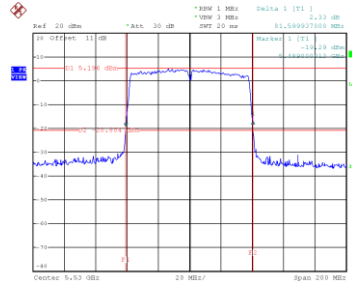


Date: 16-APR-2021 12:00:39

Test Mode	UNII-2C_TX AC(VHT80) Mode
-----------	---------------------------

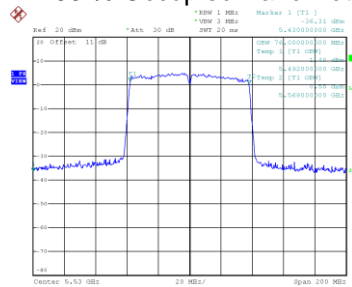
Channel	Frequency (MHz)	26 dB Bandwidth (MHz)	99 % Occupied Bandwidth (MHz)
106	5530	81.600	76.000

CH106 26 dB Bandwidth



Date: 16.APR.2021 12:13:51

99 % Occupied Bandwidth



Date: 16.APR.2021 12:13:08