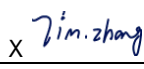



Prüfbericht-Nr.: <i>Test report no.:</i>	CN22J98Z 001	Auftrags-Nr.: <i>Order no.:</i>	168349697	Seite 1 von 26 <i>Page 1 of 26</i>	
Kunden-Referenz-Nr.: <i>Client reference no.:</i>	N/A	Auftragsdatum: <i>Order date:</i>	2021-12-29		
Auftraggeber: <i>Client:</i>	ZTE Corporation ZTE Plaza, Hi-Tech Park, Nanshan District, Shenzhen, Guangdong, P.R.China				
Prüfgegenstand: <i>Test item:</i>	RichMedia Box				
Bezeichnung / Typ-Nr.: <i>Identification / Type no.:</i>	ZXV10 B866V2-H, ZXV10 B866V6-H, ZXV10 B866V2-H1, ZXV10 B866V2HA, ZXV10 B866V2J, ZXV10 B866V6, ZXV10 B866V6-H1, ZXV10 B866V6HA, ZXV10 B860H V6.1, ZXV10 B860H V6.0, ZXV10 B867V2, ZXV10 B867V2Hi, ZXV10 B870V2H, ZXV10 B870V6H, ZXV10 B870V2J (Trademark: ZTE)				
Auftrags-Inhalt: <i>Order content:</i>	Test Report				
Prüfgrundlage: <i>Test specification:</i>	CFR47 FCC Part 15: Subpart C Section 15.247 FCC KDB 558074 D01 15.247 Meas Guidance v05r02 ANSI C63.10:2013				
Wareneingangsdatum: <i>Date of sample receipt:</i>	2022-01-05	Please refer to Photo Document			
Prüfmuster-Nr.: <i>Test sample no.:</i>	A003194305-001 A003194305-004~005				
Prüfzeitraum: <i>Testing period:</i>	2022-01-06 - 2022-01-21				
Ort der Prüfung: <i>Place of testing:</i>	TÜV Rheinland (Shenzhen) Co., Ltd.				
Prüflaboratorium: <i>Testing laboratory:</i>	TÜV Rheinland (Shenzhen) Co., Ltd.				
Prüfergebnis*: <i>Test result*:</i>	Pass				
geprüft von: <i>tested by:</i>		genehmigt von: <i>authorized by:</i>			
Datum: <i>Date:</i>	2022-01-25 <small>Signed by: Tim Zhang</small>	Ausstellungsdatum: <i>Issue date:</i>	2022-01-25 <small>Signed by: Lin Lin</small>		
Stellung / Position:	Project Manager	Stellung / Position:	Reviewer		
Sonstiges / Other:	FCC ID: Q78-ZXV10905X4				
Zustand des Prüfgegenstandes bei Anlieferung: <i>Condition of the test item at delivery:</i>	Prüfmuster vollständig und unbeschädigt <i>Test item complete and undamaged</i>				
* Legende:	1 = sehr gut P(ass) = entspricht o.g. Prüfgrundlage(n)	2 = gut 2 = good P(ass) = passed a.m. test specification(s)	3 = befriedigend F(ail) = entspricht nicht o.g. Prüfgrundlage(n) 3 = satisfactory F(ail) = failed a.m. test specification(s)	4 = ausreichend N/A = nicht anwendbar 4 = sufficient N/A = not applicable	5 = mangelhaft N/T = nicht getestet 5 = poor N/T = not tested
Dieser Prüfbericht bezieht sich nur auf das o.g. Prüfmuster und darf ohne Genehmigung der Prüfstelle nicht auszugsweise vervielfältigt werden. Dieser Bericht berechtigt nicht zur Verwendung eines Prüfzeichens. <i>This test report only relates to the a. m. test sample. Without permission of the test center this test report is not permitted to be duplicated in extracts. This test report does not entitle to carry any test mark.</i>					

v05

Test Summary

5.1.1 ANTENNA REQUIREMENT*RESULT: Pass***5.1.2 MAXIMUM PEAK CONDUCTED OUTPUT POWER***RESULT: Pass***5.1.3 CONDUCTED POWER SPECTRAL DENSITY***RESULT: Pass***5.1.4 6dB BANDWIDTH***RESULT: Pass***5.1.5 99% BANDWIDTH***RESULT: Pass***5.1.6 20dB BANDWIDTH***RESULT: Pass***5.1.7 CARRIER FREQUENCY SEPARATION***RESULT: Pass***5.1.8 NUMBER OF HOPPING FREQUENCY***RESULT: Pass***5.1.9 TIME OF OCCUPANCY***RESULT: Pass***5.1.10 CONDUCTED SPURIOUS EMISSIONS MEASURED IN 100 KHz BANDWIDTH***RESULT: Pass***5.1.11 RADIATED SPURIOUS EMISSION***RESULT: Pass***5.1.12 CONDUCTED EMISSION***RESULT: Pass*

Contents

1	GENERAL REMARKS	4
1.1	COMPLEMENTARY MATERIALS.....	4
2	TEST SITES.....	4
2.1	TEST FACILITIES	4
2.2	LIST OF TEST AND MEASUREMENT INSTRUMENTS	5
2.3	TRACEABILITY	6
2.4	CALIBRATION.....	6
2.5	MEASUREMENT UNCERTAINTY.....	6
2.6	LOCATION OF ORIGINAL DATA.....	6
2.7	STATUS OF FACILITY USED FOR TESTING	6
3	GENERAL PRODUCT INFORMATION	7
3.1	PRODUCT FUNCTION AND INTENDED USE	7
3.2	RATINGS AND SYSTEM DETAILS.....	7
3.3	INDEPENDENT OPERATION MODES.....	10
3.4	NOISE GENERATING AND NOISE SUPPRESSING PARTS	10
3.5	SUBMITTED DOCUMENTS.....	10
4	TEST SET-UP AND OPERATION MODES.....	11
4.1	PRINCIPLE OF CONFIGURATION SELECTION	11
4.2	TEST OPERATION AND TEST SOFTWARE	11
4.3	SPECIAL ACCESSORIES AND AUXILIARY EQUIPMENT	11
4.4	COUNTERMEASURES TO ACHIEVE EMC COMPLIANCE	11
4.5	TEST SETUP DIAGRAM	12
5	TEST RESULTS	14
5.1	TRANSMITTER REQUIREMENT & TEST SUITES.....	14
<i>5.1.1</i>	<i>Antenna Requirement.....</i>	<i>14</i>
<i>5.1.2</i>	<i>Maximum Peak Conducted Output Power</i>	<i>15</i>
<i>5.1.3</i>	<i>Conducted Power Spectral Density.....</i>	<i>16</i>
<i>5.1.4</i>	<i>6dB Bandwidth</i>	<i>17</i>
<i>5.1.5</i>	<i>99% Bandwidth.....</i>	<i>18</i>
<i>5.1.6</i>	<i>20dB Bandwidth</i>	<i>19</i>
<i>5.1.7</i>	<i>Carrier Frequency Separation</i>	<i>20</i>
<i>5.1.8</i>	<i>Number of Hopping Frequency</i>	<i>21</i>
<i>5.1.9</i>	<i>Time of Occupancy.....</i>	<i>22</i>
<i>5.1.10</i>	<i>Conducted Spurious Emissions Measured in 100 kHz Bandwidth</i>	<i>23</i>
<i>5.1.11</i>	<i>Radiated Spurious Emission</i>	<i>24</i>
<i>5.1.12</i>	<i>Conducted Emission</i>	<i>25</i>
6	PHOTOGRAPHS OF THE TEST SET-UP	26
7	LIST OF TABLES.....	26

1 General Remarks

1.1 Complementary Materials

All attachments are integral parts of this test report. This applies especially to the following appendix:

Appendix A: Test Results of Bluetooth BDR/EDR mode

Appendix B: Test Results of Bluetooth Low Energy

2 Test Sites

2.1 Test Facilities

TÜV Rheinland (Shenzhen) Co., Ltd.

No. 362 Huanguan Road Middle, Longhua District, 518110, Shenzhen, P. R. China.

FCC Registration No.: 694916

ISED wireless device testing laboratory: 25069

2.2 List of Test and Measurement Instruments

Table 1: List of Test and Measurement Equipment

Radio Spectrum Testing (SRD-Tonscend)				
Equipment	Manufacturer	Model	Serial No.	Cal. until
EXA Signal Analyzer, Multi-touch	Keysight	N9010B	MY60241175	2022-09-28
MXG X-Series RF Vector Signal Generator	Keysight	N5182B	MY61250137	2022-09-28
EXG X-Series Microwave Analog Signal Generator	Keysight	N5173B	MY61250141	2022-09-28
DC power supply	Keysight	E3642A	MY61276100	2022-09-28
Power Control Unit	Tonscend	JS0806-4ADC	N/A	2022-09-28
Automation Control Unit	Tonscend	JS0806-2	21C8060396	2022-09-28
Test Software	Tonscend	JS1120-3	N/A	N/A
Control PC	Lenovo	TianYi510S-071MB	YLX23JMF	N/A
Shielding Room 8#	Albatross	SR8	APC17151-SR8	2024-06-22
Unwanted Emission Testing (TS9975)				
Equipment	Manufacturer	Model	Serial No.	Cal. until
EMI Test Receiver	R&S	ESR 7	102021	2022-08-10
Signal Analyzer	R&S	FSV 40	101439	2022-08-09
System Controller Interface	R&S	SCI-100	S10010038	N/A
Filterbank	R&S	Wlan	100759	2022-08-09
OSP	R&S	OSP 120	102040	N/A
Pre-amplifier	R&S	SCU08F1	08320031	2022-08-09
Amplifier	R&S	SCU-18F	180070	2022-08-09
Amplifier	R&S	SCU40A	100475	2022-08-09
Trilog Broadband Antenna (30 MHz - 7 GHz)	Schwarzbeck	VULB 9162	193	2022-08-08
Double-Ridged Antenna (1 -18 GHz)	ETS-LINDGREN	3117	00218717	2022-08-08
Wideband Ridged Horn Antenna (18-40 GHz)	Steatite	QMS-00880	19067	2022-08-08
Active Loop Antenna	Schwarzbeck	FMZB 1513	302	2022-09-13
Test software	R&S	EMC32 (V10.60.10)	N/A	N/A
Control PC	Dell	OptiPlex 7050	36NV9P2	N/A
3m Semi-Anechoic Chamber	Albatross	SAC-3m	APC17151-SAC	2024-06-22

Conducted Emission				
Equipment	Manufacturer	Model No.	Serial No.	Cal. Until
EMI Test Receiver	R&S	ESR3	102428	2022-08-10
Artificial Mains Network	R&S	ENV216	102333	2022-08-10
Artificial Mains Network	R&S	ENV432	101411	2022-08-10
EMC32 test software	R&S	EMC32(Ver.10.50.00)	N/A	N/A

2.3 Traceability

All measurement equipment calibrations are traceable to NIM (National Institute of Metrology) or where calibration is performed in other countries, to equivalent nationally recognized standards organizations.

2.4 Calibration

Equipment requiring calibration is calibrated periodically by the manufacturer or according to manufacturer's specifications. Additionally all equipment is verified for proper performance on a regular basis using in house standards or comparisons.

2.5 Measurement Uncertainty

The estimated combined standard uncertainty for radiated emissions and conducted emissions measurements as below table.

Parameter	Uncertainty
Radio Frequency	$\pm 1 \times 10^{-7}$
RF Power (conducted)	± 2.5 dB
Radiated Emission of Transmitter, valid up to 26.5 GHz	± 6 dB
Radiated Emission of Receiver, valid up to 26.5 GHz	± 6 dB
Conducted Emission, (9kHz to 150kHz)/(150kHz to 30MHz)	± 3.70 dB / ± 3.30 dB
Temperature	± 1 °C
Humidity	± 5 %
Voltage (DC)	± 1 %
Voltage (AC, <10kHz)	± 2 %

2.6 Location of Original Data

The original copies of all test data taken during actual testing were attached at Appendix A & B of this report and delivered to the applicant. A copy has been retained in the TÜV Rheinland (Shenzhen) Co., Ltd. file for certification follow-up purposes.

2.7 Status of Facility Used for Testing

The TÜV Rheinland (Shenzhen) Co., Ltd. Test facility located at No. 362 Huanguan Road Middle, Longhua District, 518110, Shenzhen, P. R. China. is listed on the US Federal Communications Commission list of facilities approved to perform measurements.

3 General Product Information

3.1 Product Function and Intended Use

The EUT is a RichMedia Box, which supports Bluetooth(dual mode), 2.4GHz Wi-Fi 802.11 b/g/n and 5GHz Wi-Fi 802.11a/n/ac wireless technology.

The basic model and all the series models' circuit theory, electrical design and the key components are the same, but the configuration maybe varies with different requirements which is Flash capacity for all models.

The EUT have four adapters, details as below table:

Description	Model	Rating	Manufacturer
Adapter 1#	UWP-12W-1210S	Input: 100-240V, 50/60Hz, 0.6A Output: 12.0V, 1.0A	I.T.E&AV POWER SUPPLY
Adapter 2#	KL-WA120100-B	Input: 100-240V, 50/60Hz, 0.6A Output: 12.0V, 1.0A	XIAMEN KELI ELECTRONIC CO., LTD
Adapter 3#	MN012E-L120100	Input: 100-240V, 50/60Hz, 0.6A Output: 12.0V, 1.0A	XIAMEN CASTEC ELECTRONIC INDUSTRY CO., LTD
Adapter 4#	RD1201000-C55-35MGD	Input: 100-240V, 50/60Hz, 0.6A Output: 12.0V, 1.0A	Shenzhen Ruide electronic industrial Co., Ltd.

For details refer to the User Manual, Technical Description and Circuit Diagram.

3.2 Ratings and System Details

Table 2: Technical Specification of EUT

General Information of EUT	Value
Kind of Equipment:	RichMedia Box
Type Designation:	ZXV10 B866V2-H, ZXV10 B866V6-H, ZXV10 B866V2-H1, ZXV10 B866V2HA, ZXV10 B866V2J, ZXV10 B866V6, ZXV10 B866V6-H1, ZXV10 B866V6HA, ZXV10 B860H V6.1, ZXV10 B860H V6.0, ZXV10 B867V2, ZXV10 B867V2Hi, ZXV10 B870V2H, ZXV10 B870V6H, ZXV10 B870V2J
Trademark:	ZTE
FCC ID:	Q78-ZXV10905X4
Operating Voltage:	AC 120~240V, 50/60Hz via adapter
Testing Voltage:	AC 120V, 60Hz
Technical Specification of Bluetooth (dual mode)	
Operating Frequency:	2402 MHz to 2480 MHz
Type of Modulation:	GFSK, $\pi/4$ -DQPSK, 8DPSK
Channel Number:	BDR & EDR mode:79 channels, Low Energy mode:40 channels
Channel Separation:	BDR & EDR mode: 1MHz, Low Energy mode: 2MHz
Data Rate:	BDR & EDR mode: 1Mbps, 3Mbps Low Energy mode: 1Mbps
Antenna Type:	Integral Antenna
Antenna Gain of Bluetooth:	3.0 dBi
Technical Specification of Wi-Fi 802.11 b/g/n	
Operating Frequency:	2412 - 2462 MHz for 802.11b/g/n(HT20)

	2422 - 2452 MHz for 802.11n(HT40)
Type of Modulation:	DSSS(DBPSK/DQPSK/CCK) OFDM(BPSK/QPSK/16QAM/64QAM)
Data Rate:	6/9/12/18/24/36/48/54 Mbps for 802.11g MCS0 ~ MCS7 for 802.11n
Channel Number:	11 channels for 802.11b/g/n(HT20) 7 channels for 802.11n(HT40)
Channel Separation:	5 MHz
Antenna Type:	Integral Antenna
Number of Antenna:	2
Antenna Gain 1:	3.0 dBi
Antenna Gain 2:	3.0 dBi
Technical Specification of Wi-Fi 802.11 a/n/ac	
Operating Frequency:	5180-5320MHz, 5500-5700MHz, 5745-5825MHz
Type of Modulation:	OFDM(BPSK/QPSK/16QAM/64QAM/256QAM)
Channel Number:	5180-5320MHz, 14CHs, 802.11 a/n20/n40/ac20/ac40/ac80 5500-5700MHz, 12CHs, 802.11 a/n20/n40/ac20/ac40/ac80 5745-5825MHz, 8CHs, 802.11 a/n20/n40/ac20/ac40/ac80
Channel Separation	5 MHz
Antenna Type:	Integral Antenna
Number of Antenna:	2
Antenna Gain 1:	3.5 dBi
Antenna Gain 2:	3.5 dBi

Table 3: RF Channel and Frequency of Bluetooth BDR/EDR

RF Channel	Frequency (MHz)	RF Channel	Frequency (MHz)	RF Channel	Frequency (MHz)	RF Channel	Frequency (MHz)
0	2402.00	20	2422.00	40	2442.00	60	2462.00
1	2403.00	21	2423.00	41	2443.00	61	2463.00
2	2404.00	22	2424.00	42	2444.00	62	2464.00
3	2405.00	23	2425.00	43	2445.00	63	2465.00
4	2406.00	24	2426.00	44	2446.00	64	2466.00
5	2407.00	25	2427.00	45	2447.00	65	2467.00
6	2408.00	26	2428.00	46	2448.00	66	2468.00
7	2409.00	27	2429.00	47	2449.00	67	2469.00
8	2410.00	28	2430.00	48	2450.00	68	2470.00
9	2411.00	29	2431.00	49	2451.00	69	2471.00
10	2412.00	30	2432.00	50	2452.00	70	2472.00
11	2413.00	31	2433.00	51	2453.00	71	2473.00
12	2414.00	32	2434.00	52	2454.00	72	2474.00
13	2415.00	33	2435.00	53	2455.00	73	2475.00
14	2416.00	34	2436.00	54	2456.00	74	2476.00
15	2417.00	35	2437.00	55	2457.00	75	2477.00
16	2418.00	36	2438.00	56	2458.00	76	2478.00
17	2419.00	37	2439.00	57	2459.00	77	2479.00
18	2420.00	38	2440.00	58	2460.00	78	2480.00
19	2421.00	39	2441.00	59	2461.00		

Test frequencies are lowest channel: 2402 MHz, middle channel: 2441 MHz and highest channel: 2480 MHz for Bluetooth BDR/EDR

Table 4: RF Channel and Frequency of BLE

RF Channel	Frequency (MHz)	RF Channel	Frequency (MHz)	RF Channel	Frequency (MHz)	RF Channel	Frequency (MHz)
0	2402	10	2422	20	2442	30	2462
1	2404	11	2424	21	2444	31	2464
2	2406	12	2426	22	2446	32	2466
3	2408	13	2428	23	2448	33	2468
4	2410	14	2430	24	2450	34	2470
5	2412	15	2432	25	2452	35	2472
6	2414	16	2434	26	2454	36	2474
7	2416	17	2436	27	2456	37	2476
8	2418	18	2438	28	2458	38	2478
9	2420	19	2440	29	2460	39	2480

Test frequencies are lowest channel: 2402 MHz, middle channel: 2440 MHz and highest channel: 2480 MHz for BLE

3.3 Independent Operation Modes

The basic operation modes are:

- A. On, Bluetooth transmitting mode (BDR & EDR mode)
 - 1) Low Channel
 - 2) Middle Channel
 - 3) High Channel
- B. On, Bluetooth transmitting mode (BLE mode)
 - 1) Low Channel
 - 2) Middle Channel
 - 3) High Channel
- C. On, Transmitting on Hopping channel
- D. On, Normal Operation(BT Link)
- E. Off

3.4 Noise Generating and Noise Suppressing Parts

Refer to Circuit Diagram for further details.

3.5 Submitted Documents

- Application Form
- Operation Description
- Schematics
- PCB Layout
- User Manual
- Block Diagram
- Rating Label
- Parts List

4 Test Set-up and Operation Modes

4.1 Principle of Configuration Selection

Radio Spectrum: The equipment under test (EUT) was configured at its highest power output in order to measure its highest possible radiation and conducted level. The test modes were adapted accordingly in reference to the instructions for use.

Emission: The equipment under test (EUT) was configured to measure its highest possible radiation level. The test modes were adapted accordingly in reference to the instructions for use.

4.2 Test Operation and Test Software

Test operation refers to test setup in chapter 5. All tests were performed according to the procedures in ANSI C63.10: 2013.

According to clause 3.1, all tests were performed on model ZXV10 B866V2-H in this report.

4.3 Special Accessories and Auxiliary Equipment

Table 5: Auxiliary Equipment Used during Test

Description	Manufacturer	Model	S/N
Laptop	Lenovo	T480	PF-16A6N8
Portable Laptop	Lenovo	ThinkPad T480	10Q67059
LCD 4K Color Display	PHILIPS	272P7V	AUCA1833000075472
Soundbar	Fenda	NS-HTSB22	/
RJ45 cable	/	/	/
AV cable	/	/	/
HDMI cable	/	/	/
Optical fiber cable	/	/	/

4.4 Countermeasures to Achieve EMC Compliance

The test sample which has been tested contained the noise suppression parts as described in the Technical Construction File (TCF).

No additional measures were employed to achieve compliance.

4.5 Test Setup Diagram

Diagram of Measurement Configuration for Radiation Test (Below 1GHz)

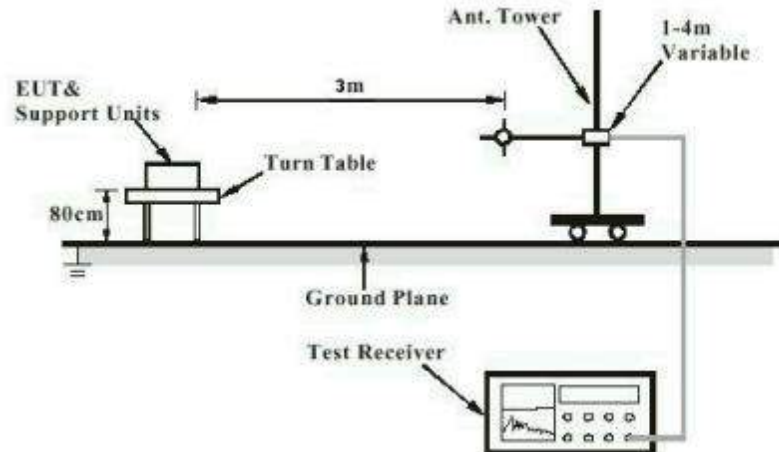


Diagram of Measurement Configuration for Radiation Test (Above 1GHz)

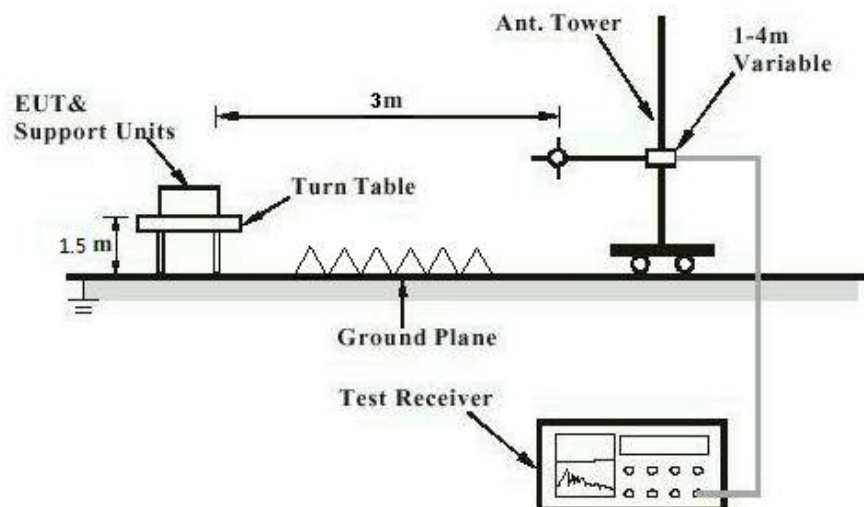


Diagram of Measurement Configuration for Mains Conduction Measurement

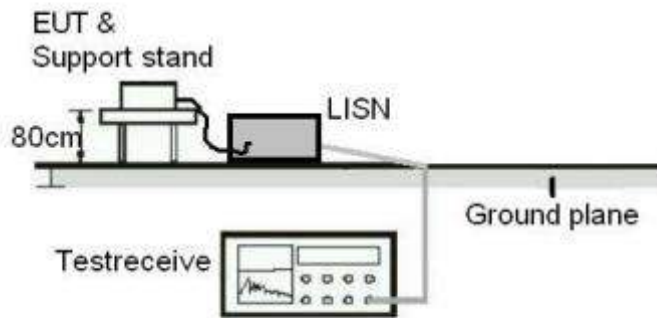
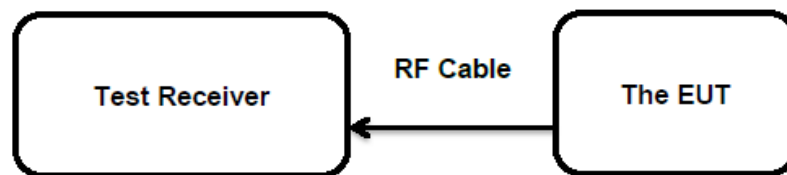


Diagram of Measurement Configuration for Conducted Transmitter Measurement



5 Test Results

5.1 Transmitter Requirement & Test Suites

5.1.1 Antenna Requirement

RESULT:**Pass****Test Specification**

Test standard : FCC Part 15.247(b)(4) and Part 15.203

According to the manufacturer declared, the EUT has an Integral antenna, the directional gain of antenna is 3.0 dBi, and the antenna connector is designed with permanent attachment and no consideration of replacement.

Therefore the EUT is considered sufficient to comply with the provision.

Refer to EUT Photo for further details.

5.1.2 Maximum Peak Conducted Output Power

RESULT:
Pass
Test Specification

Test standard : FCC Part 15.247(b)(1)&(3)
 Basic standard : ANSI C63.10: 2013
 Limits : FHSS < 0.125 Watts, DSSS < 1.0 Watts
 Kind of test site : Shielded Room

Test Setup

Date of testing : 2022-01-12
 Input voltage : AC 120V, 60Hz
 Operation mode : A, B
 Test channel : Low / Middle / High
 Ambient temperature : 24.8 °C
 Relative humidity : 55 %
 Atmospheric pressure : 101 kPa

Table 6: Test Result of Maximum Peak Conducted Output Power, Bluetooth BDR & EDR

Test Mode	Test Channel (MHz)	Measured Peak Power		Limit (W)
		(dBm)	(W)	
GFSK (BDR)	2402.0	9.64	0.0092	< 0.125
	2441.0	9.94	0.0099	
	2480.0	10.38	0.0109	
Maximum Measured Value		10.38	0.0109	

Test Mode	Test Channel (MHz)	Measured Peak Power		Limit (W)
		(dBm)	(W)	
8DPSK (EDR)	2402.0	9.65	0.0092	< 0.125
	2441.0	9.82	0.0096	
	2480.0	10.46	0.0111	
Maximum Measured Value		10.46	0.0111	

Table 7: Test Result of Maximum Peak Conducted Output Power, Bluetooth LE

Test Mode	Test Channel (MHz)	Measured Peak Power		Limit (W)
		(dBm)	(W)	
BLE	2402	4.89	0.0031	< 1.0
	2440	5.09	0.0032	
	2480	5.39	0.0035	
Max. Measured Value		5.39	0.0035	

Note:

- 1) The cable loss is take into account in results.
- 2) Antenna gain(G): 3.0 dBi

Prüfbericht - Nr.: CN22J98Z 001
Test Report No.:Seite 16 von 26
Page 16 of 26

5.1.3 Conducted Power Spectral Density

RESULT:**Pass****Test Specification**

Test standard : FCC Part 15.247(e)
Basic standard : ANSI C63.10: 2013
Limits : < 8 dBm / 3kHz
Kind of test site : Shielded Room

Test Setup

Date of testing : 2022-01-12
Input voltage : AC 120V, 60Hz
Operation mode : B
Test channel : Low / Middle / High
Ambient temperature : 24.8 °C
Relative humidity : 55 %
Atmospheric pressure : 101 kPa

For the measurement records, refer to the appendix B.

Prüfbericht - Nr.: CN22J98Z 001
Test Report No.:Seite 17 von 26
Page 17 of 26

5.1.4 6dB Bandwidth

RESULT:**Pass****Test Specification**

Test standard : FCC Part 15.247(a)(2)
Basic standard : ANSI C63.10: 2013
Limits : > 500 kHz
Kind of test site : Shielded Room

Test Setup

Date of testing : 2022-01-12
Input voltage : AC 120V, 60Hz
Operation mode : B
Test channel : Low / Middle / High
Ambient temperature : 24.8 °C
Relative humidity : 55 %
Atmospheric pressure : 101 kPa

For the measurement records, refer to the appendix B.

Prüfbericht - Nr.: CN22J98Z 001
Test Report No.:Seite 18 von 26
Page 18 of 26

5.1.5 99% Bandwidth

RESULT:**Pass****Test Specification**

Test standard : FCC Part 15.247(a)
Basic standard : ANSI C63.10: 2013
Kind of test site : Shielded Room

Test Setup

Date of testing : 2022-01-12
Input voltage : AC 120V, 60Hz
Operation mode : A, B
Test channel : Low / Middle / High
Ambient temperature : 24.8 °C
Relative humidity : 55 %
Atmospheric pressure : 101 kPa

For the measurement records, refer to the appendix A & B.

Prüfbericht - Nr.: CN22J98Z 001
Test Report No.:Seite 19 von 26
Page 19 of 26

5.1.6 20dB Bandwidth

RESULT:**Pass****Test Specification**

Test standard : FCC Part 15.247(a)(1)
Basic standard : ANSI C63.10: 2013
Kind of test site : Shielded Room

Test Setup

Date of testing : 2022-01-12
Input voltage : AC 120V, 60Hz
Operation mode : A
Test channel : Low / Middle / High
Ambient temperature : 24.8 °C
Relative humidity : 55 %
Atmospheric pressure : 101 kPa

For the measurement records, refer to the appendix A.

5.1.7 Carrier Frequency Separation

RESULT:**Pass****Test Specification**

Test standard	: FCC Part 15.247(a)(1)
Basic standard	: ANSI C63.10: 2013
Limits	: $\geq 25\text{kHz}$ or 2/3 of 20dB bandwidth, whichever is greater
Kind of test site	: Shielded Room

Test Setup

Date of testing	: 2022-01-12
Input voltage	: AC 120V, 60Hz
Operation mode	: C
Test channel	: Low / Middle / High
Ambient temperature	: 24.8 °C
Relative humidity	: 55 %
Atmospheric pressure	: 101 kPa

For the measurement records, refer to the appendix A.

Prüfbericht - Nr.: CN22J98Z 001
Test Report No.:Seite 21 von 26
Page 21 of 26

5.1.8 Number of Hopping Frequency

RESULT:**Pass****Test Specification**

Test standard : FCC part 15.247(a)(1)(iii)
Basic standard : ANSI C63.10: 2013
Limits : ≥ 15 non-overlapping channels
Kind of test site : Shielded Room

Test Setup

Date of testing : 2022-01-12
Input voltage : AC 120V, 60Hz
Operation mode : C
Ambient temperature : 24.8 °C
Relative humidity : 55 %
Atmospheric pressure : 101 kPa

For the measurement records, refer to the appendix A.

5.1.9 Time of Occupancy

RESULT:**Pass****Test Specification**

Test standard	: FCC part 15.247(a)(1)(iii)
Basic standard	: ANSI C63.10: 2013
Limits	: < 0.4s
Kind of test site	: Shielded Room

Test Setup

Date of testing	: 2022-01-21
Input voltage	: AC 120V, 60Hz
Operation mode	: C
Test channel	: Low / Middle / High
Ambient temperature	: 24.8 °C
Relative humidity	: 55 %
Atmospheric pressure	: 101 kPa

For the measurement records, refer to the appendix A.

5.1.10 Conducted Spurious Emissions Measured in 100 kHz Bandwidth

RESULT:

Pass

Test Specification

Test standard	: FCC Part 15.247(d)
Basic standard	: ANSI C63.10: 2013
Limits	: 20dB (below that in the 100kHz bandwidth within the band that contains the highest level of the desired power); In addition, radiated emissions which fall in the restricted bands, must also comply with the radiated emission limits specified in 15.209(a)
Kind of test site	: Shielded Room

Test Setup

Date of testing	: 2022-01-12
Input voltage	: AC 120V, 60Hz
Operation mode	: A, B
Test channel	: Low / Middle / High
Ambient temperature	: 24.8 °C
Relative humidity	: 55 %
Atmospheric pressure	: 101 kPa

Test results of 100kHz Bandwidth of Frequency Band Edge by Conducted method refer to test plots, and compliance is achieved as well.

For the measurement records, refer to the appendix A & B.

Prüfbericht - Nr.: CN22J98Z 001
Test Report No.:Seite 24 von 26
Page 24 of 26

5.1.11 Radiated Spurious Emission

RESULT:**Pass****Test Specification**

Test standard : FCC Part 15.247(d) & FCC Part 15.205
Basic standard : ANSI C63.10: 2013
Limits : Refer to 15.209(a) of FCC part 15.247(d)
Kind of test site : 3m Semi-anechoic Chamber

Test Setup

Date of testing : 2022-01-20
Input voltage : AC 120V, 60Hz
Operation mode : A, B
Test channel : Low / Middle / High
Ambient temperature : Refer to test result
Relative humidity : Refer to test result
Atmospheric pressure : 101 kPa

Remark:

Testing was carried out within frequency range 9kHz to the tenth harmonics. Only the worst case spurious emissions configuration of the each mode were reported.

For the measurement records, refer to the appendix A & B.

5.1.12 Conducted Emission

RESULT:**Pass****Test Specification**

Test standard	: FCC Part 15.207(a)
Basic standard	: ANSI C63.10: 2013
Frequency range	: 0.15 – 30MHz
Limits	: FCC Part 15.207(a)
Kind of test site	: Shielded Room

Test Setup

Date of testing	: 2022-01-12
Input voltage	: AC 120V, 60Hz
Operation mode	: D
Earthing	: Not connected
Ambient temperature	: 23.1 °C
Relative humidity	: 52 %
Atmospheric pressure	: 101 kPa

For the measurement records, refer to the appendix B.

6 Photographs of the Test Set-Up

For photographs of the test set-up, refer to the separate test photo file.

7 List of Tables

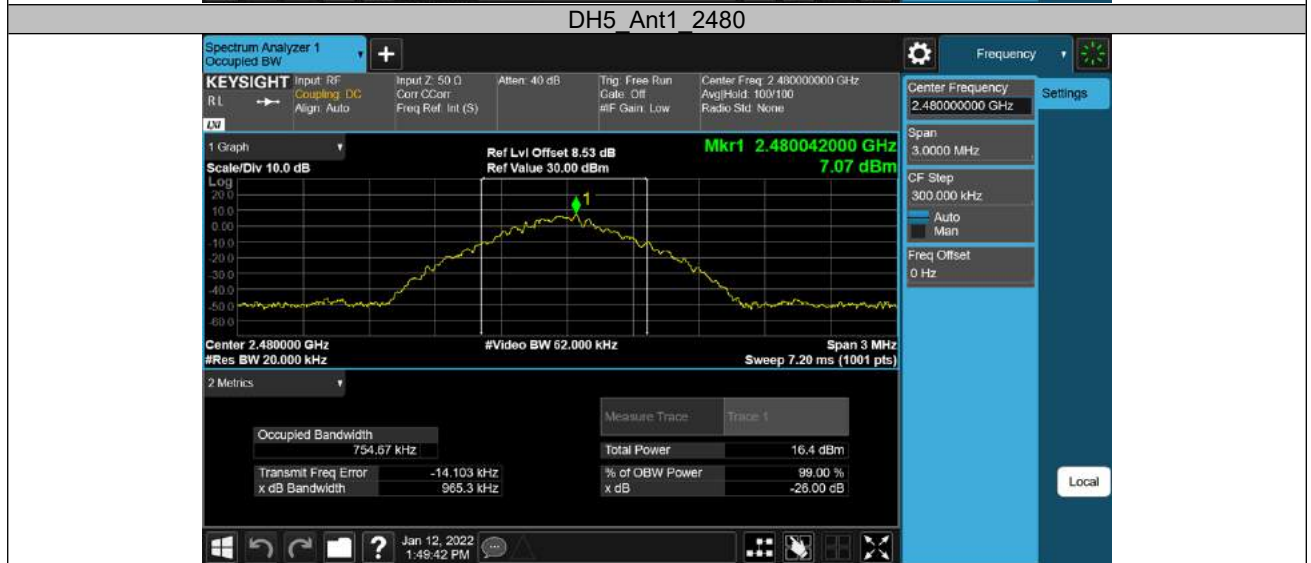
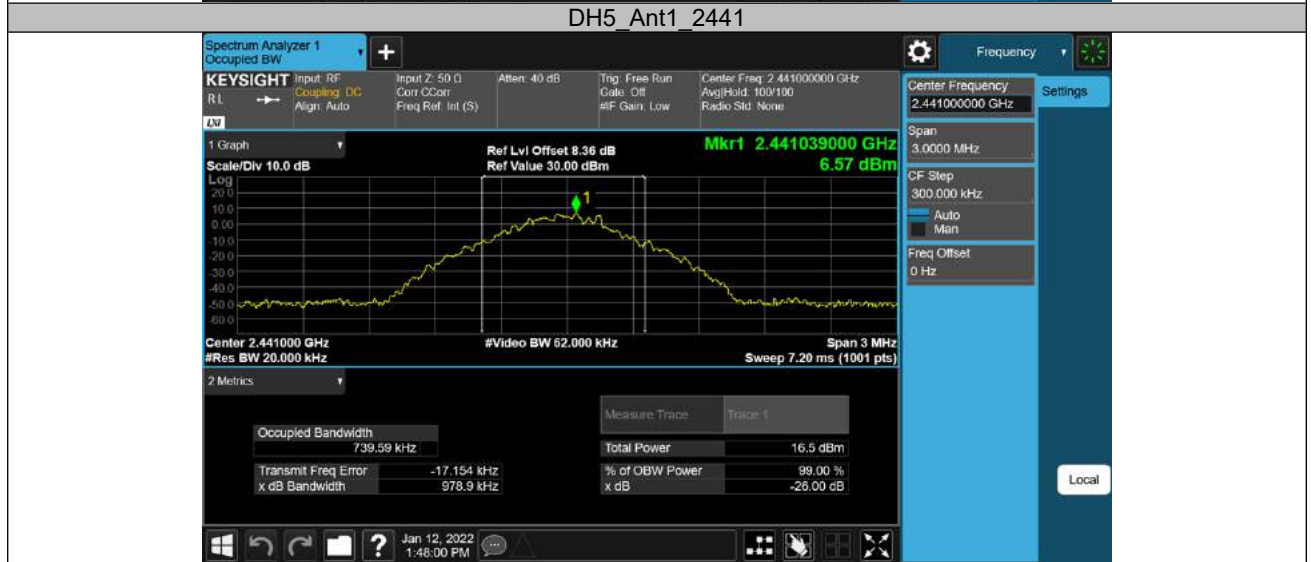
Table 1: List of Test and Measurement Equipment.....	5
Table 2: Technical Specification of EUT.....	7
Table 3: RF Channel and Frequency of Bluetooth BDR/EDR.....	9
Table 4: RF Channel and Frequency of BLE.....	9
Table 5: Auxiliary Equipment Used during Test	11
Table 6: Test Result of Maximum Peak Conducted Output Power, Bluetooth BDR & EDR	15
Table 7: Test Result of Maximum Peak Conducted Output Power, Bluetooth LE.....	15

Appendix A: Test Results of Bluetooth BDR/EDR mode

APPENDIX A: TEST RESULTS OF BLUETOOTH BDR/EDR MODE	1
APPENDIX A.1: TEST RESULTS OF 99% BANDWIDTH	2
APPENDIX A.2: TEST RESULTS OF 20dB BANDWIDTH	5
APPENDIX A.3: TEST RESULTS OF CARRIER FREQUENCY SEPARATION	8
APPENDIX A.4: TEST RESULTS OF NUMBER OF HOPPING FREQUENCY	9
APPENDIX A.5: TEST RESULTS OF TIME OF OCCUPANCY	10
APPENDIX A.6: TEST RESULTS OF CONDUCTED SPURIOUS EMISSIONS MEASURED IN 100 kHz BANDWIDTH	15
<i>Conducted Spurious Emission</i>	15
<i>Band Edge</i>	22
APPENDIX A.7: TEST RESULTS OF RADIATED SPURIOUS EMISSIONS	26
30MHz - 1GHz (Worst Case)	26
1GHz - 18GHz	28
APPENDIX A.8: TEST RESULTS OF RADIATED EMISSIONS IN RESTRICTED BANDS	40

Appendix A.1: Test Results of 99% Bandwidth

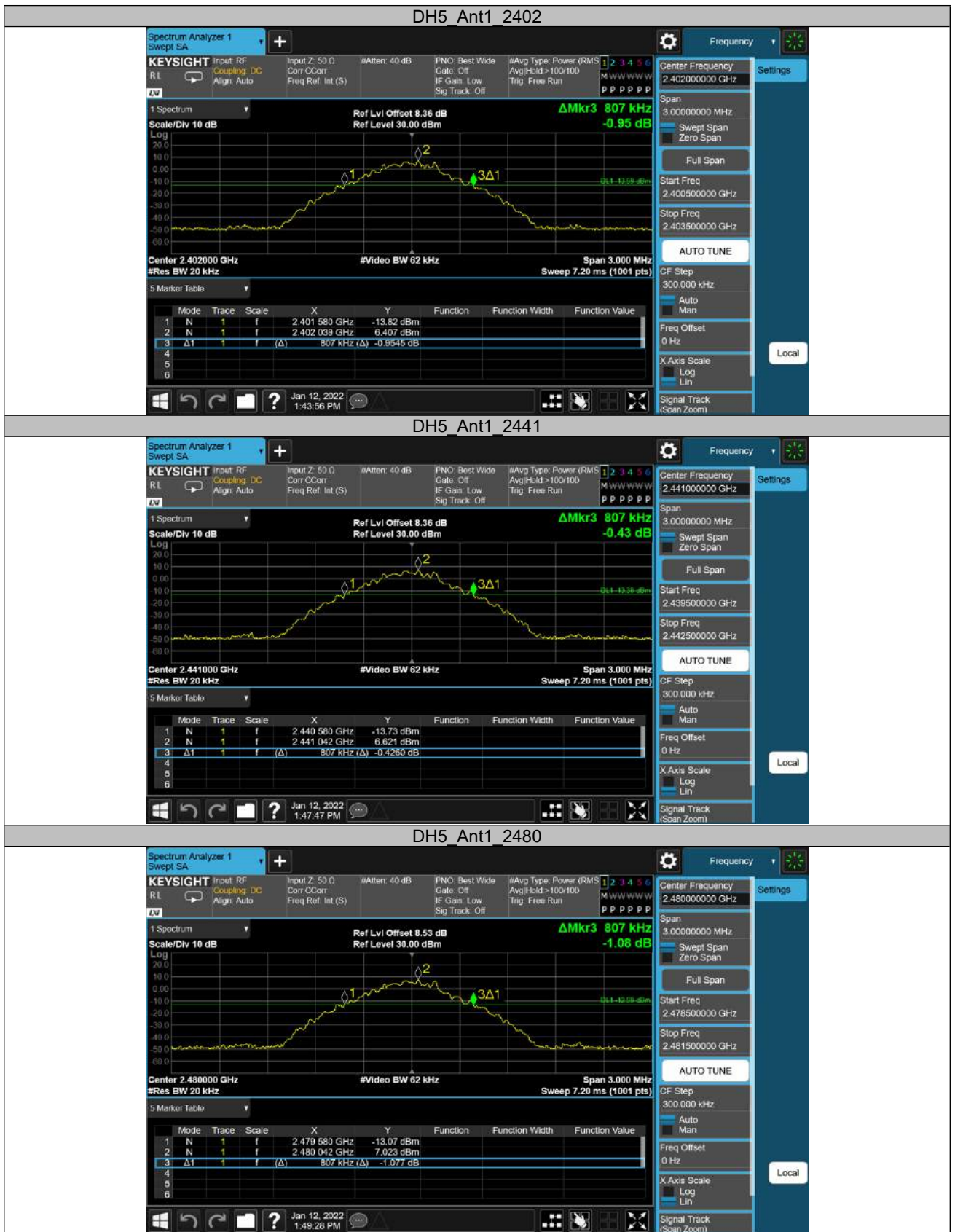
TestMode	Antenna	Channel	OCB [MHz]	FL[MHz]	FH[MHz]	Limit[MHz]	Verdict
DH5	Ant1	2402	0.74964	2401.609	2402.359	---	PASS
		2441	0.73959	2440.613	2441.353	---	PASS
		2480	0.75467	2479.609	2480.363	---	PASS
3DH5	Ant1	2402	1.1746	2401.394	2402.568	---	PASS
		2441	1.1609	2440.402	2441.563	---	PASS
		2480	1.1688	2479.394	2480.563	---	PASS





Appendix A.2: Test Results of 20dB Bandwidth

TestMode	Antenna	Channel	20db EBW[MHz]	FL[MHz]	FH[MHz]	Limit[MHz]	Verdict
DH5	Ant1	2402	0.807	2401.580	2402.387	---	PASS
		2441	0.807	2440.580	2441.387	---	PASS
		2480	0.807	2479.580	2480.387	---	PASS
3DH5	Ant1	2402	1.254	2401.343	2402.597	---	PASS
		2441	1.266	2440.337	2441.603	---	PASS
		2480	1.254	2479.343	2480.597	---	PASS





Appendix A.3: Test Results of Carrier Frequency Separation

TestMode	Antenna	Channel	Result[dBm]	Limit[dBm]	Verdict
DH5	Ant1	Hop	0.852	≥0.807	PASS
3DH5	Ant1	Hop	0.992	≥0.844	PASS



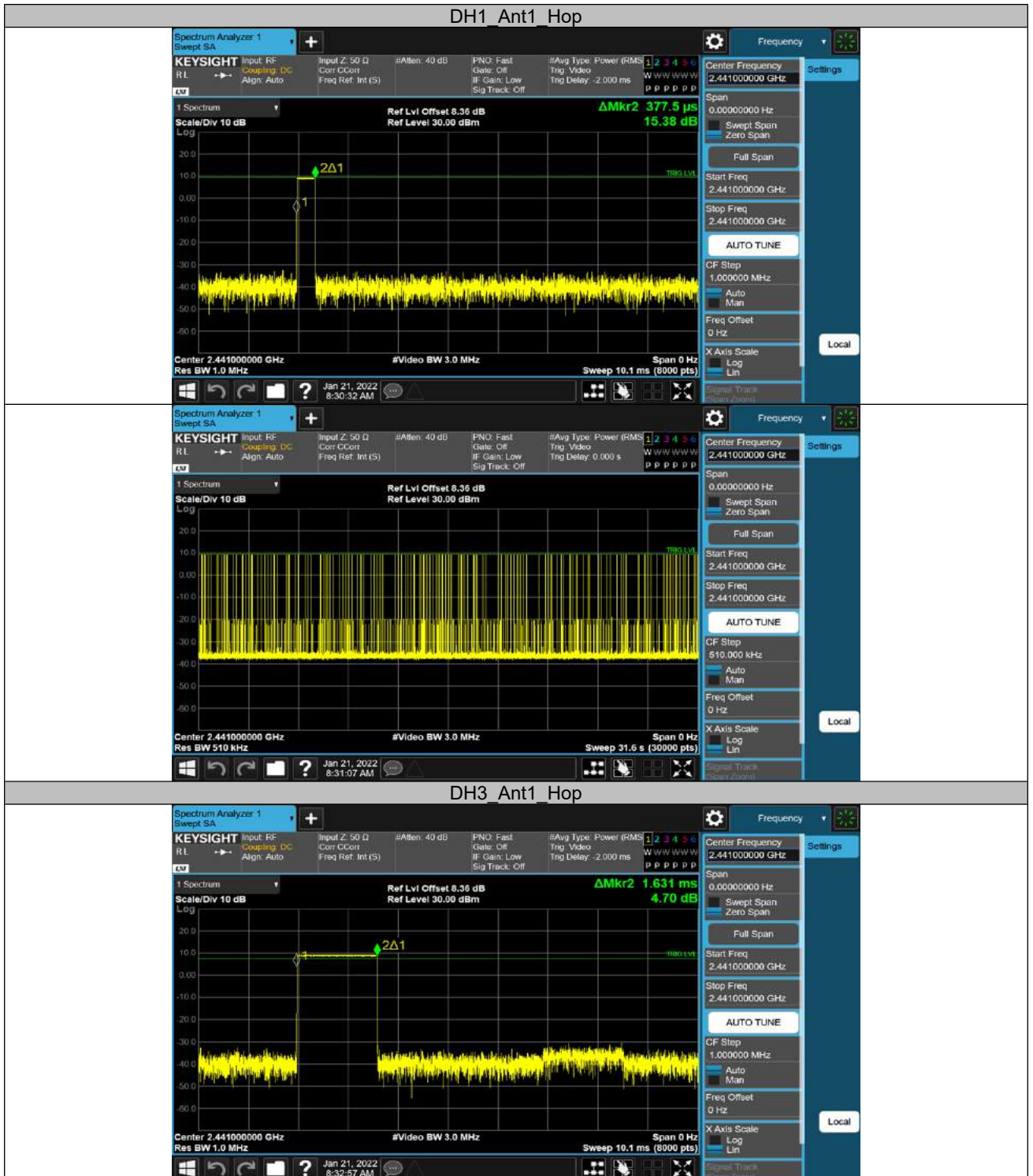
Appendix A.4: Test Results of Number of Hopping Frequency

TestMode	Antenna	Channel	Result[Num]	Limit[Num]	Verdict
DH5	Ant1	Hop	79	≥15	PASS
3DH5	Ant1	Hop	79	≥15	PASS



Appendix A.5: Test Results of Time of Occupancy

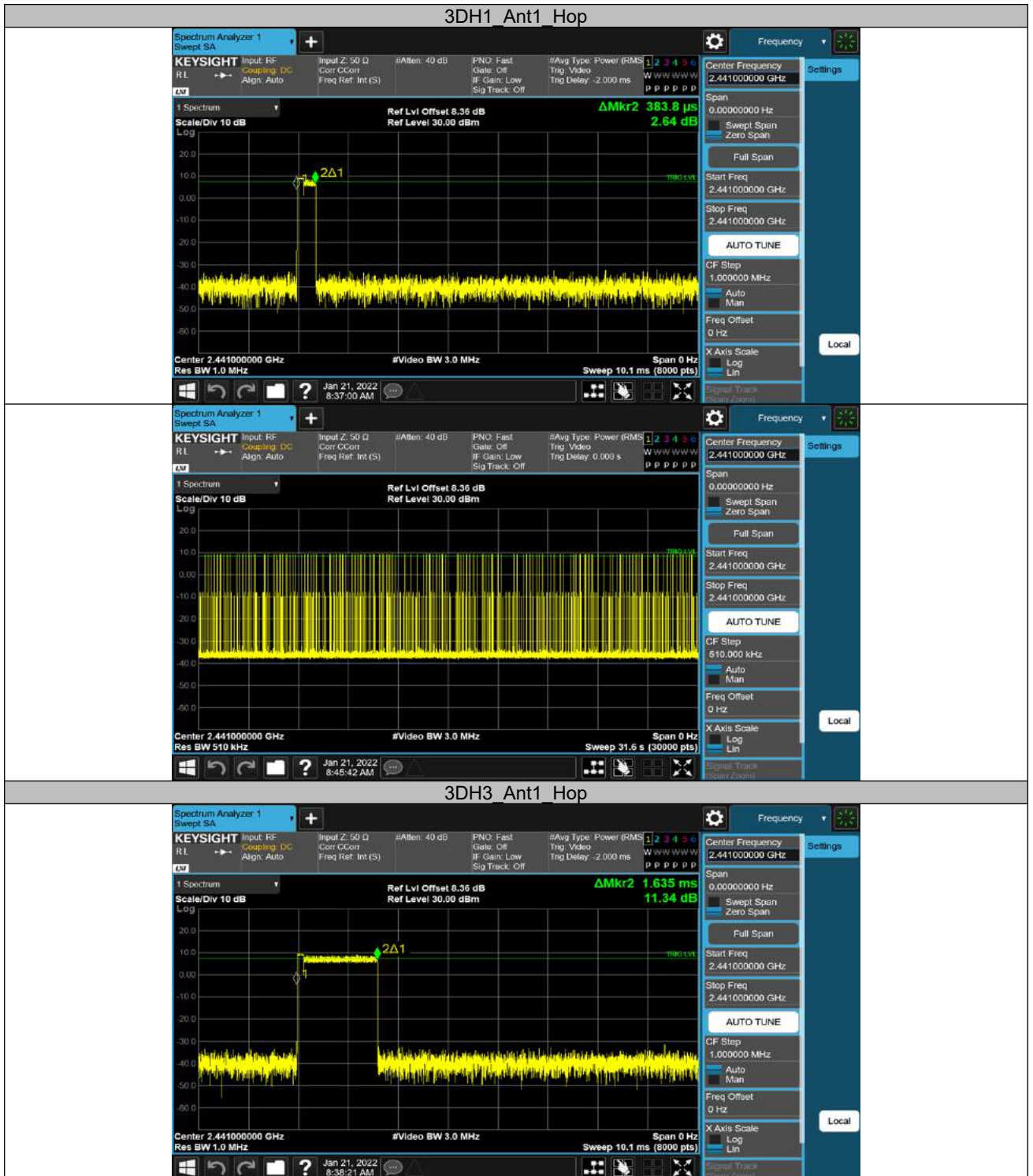
TestMode	Antenna	Channel	BurstWidth [ms]	TotalHops [Num]	Result[s]	Limit[s]	Verdict
DH1	Ant1	Hop	0.38	162	0.061	≤0.4	PASS
DH3	Ant1	Hop	1.63	161	0.263	≤0.4	PASS
DH5	Ant1	Hop	2.88	79	0.228	≤0.4	PASS
3DH1	Ant1	Hop	0.38	162	0.062	≤0.4	PASS
3DH3	Ant1	Hop	1.64	158	0.258	≤0.4	PASS
3DH5	Ant1	Hop	2.89	83	0.239	≤0.4	PASS





DH5 Ant1 Hop







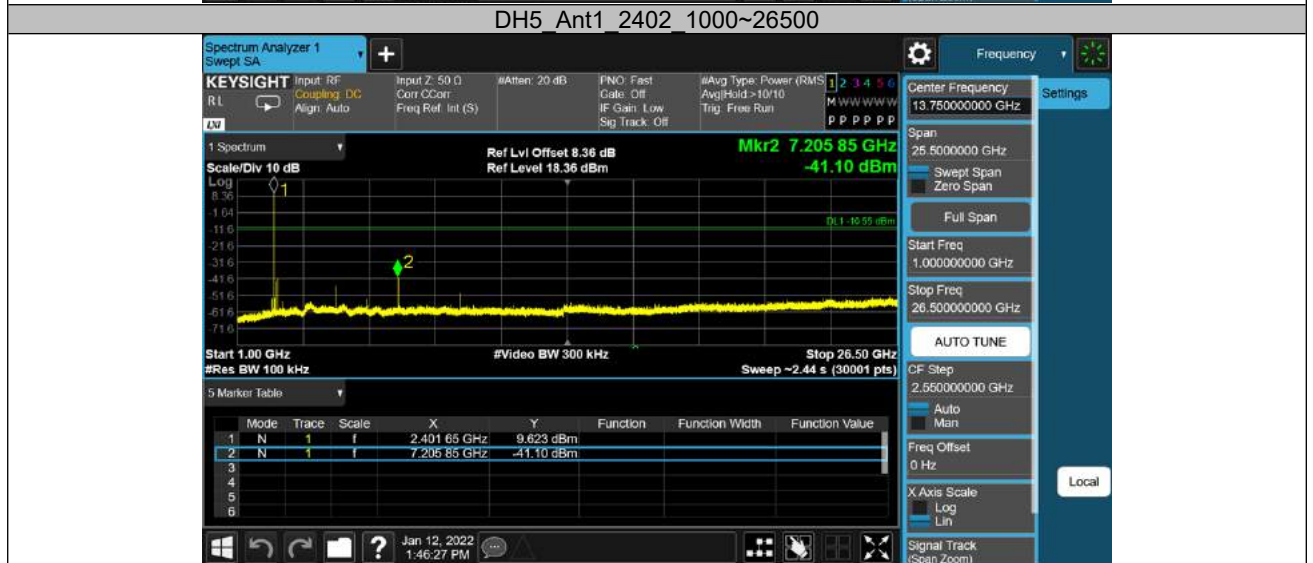
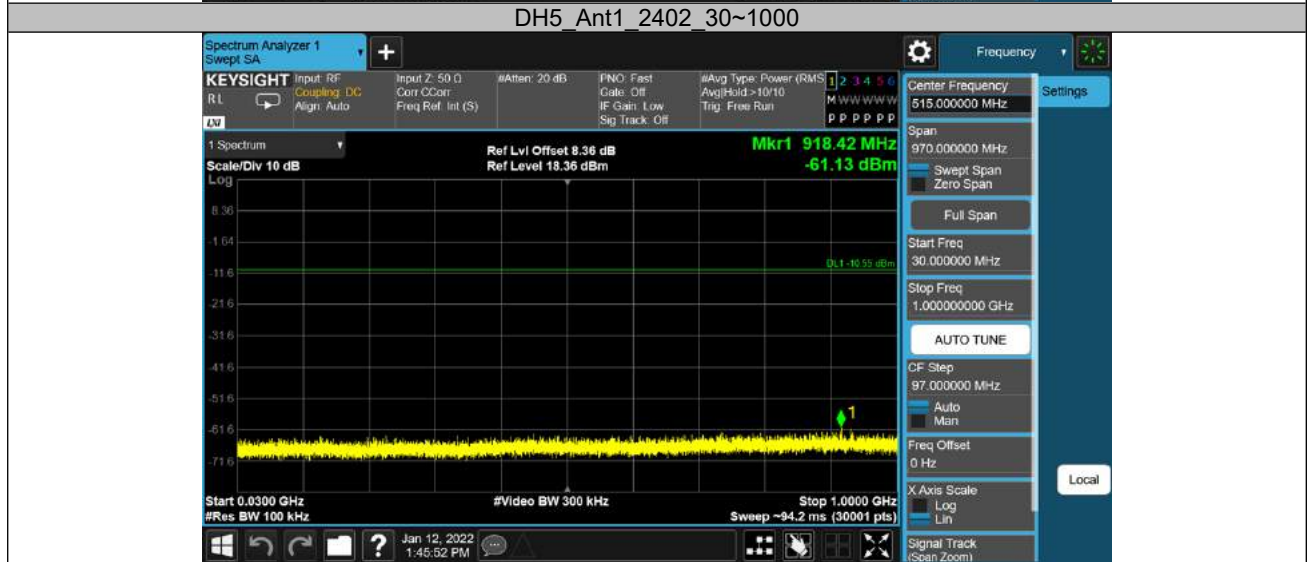
3DH5 Ant1 Hop

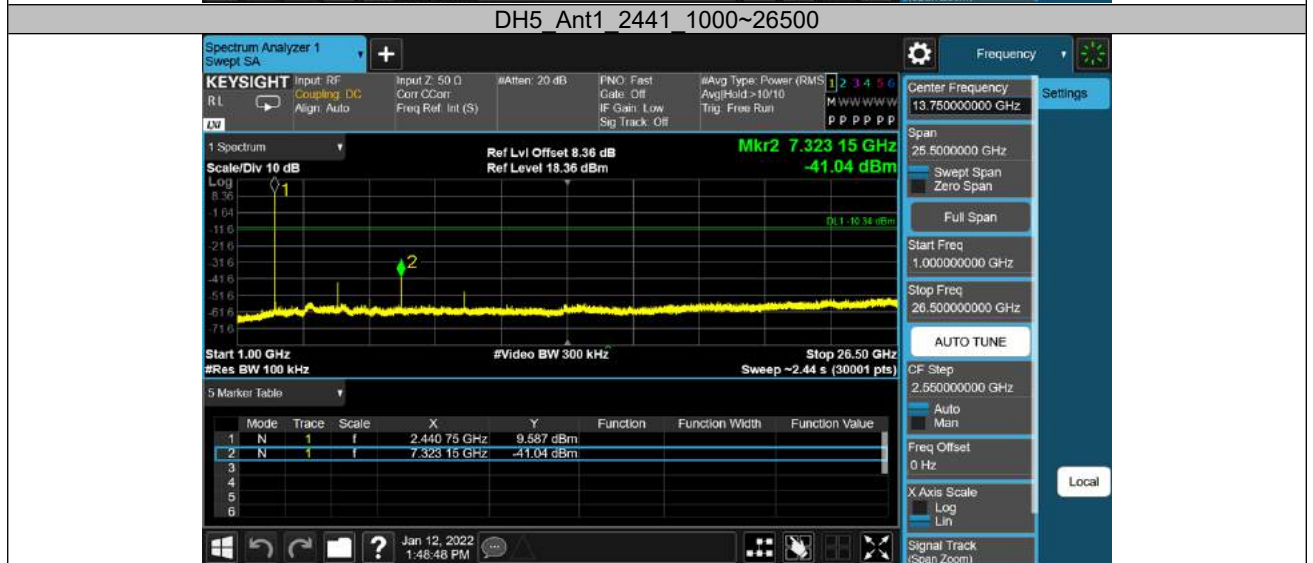


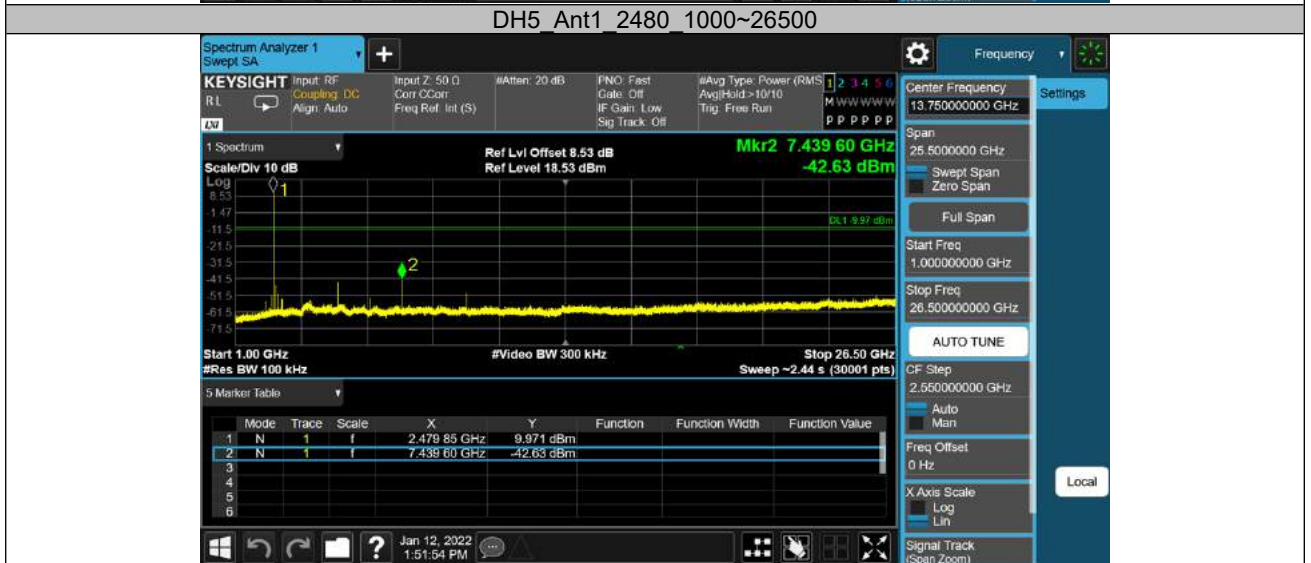
Appendix A.6: Test Results of Conducted Spurious Emissions Measured in 100 kHz Bandwidth

Conducted Spurious Emission

TestMode	Antenna	Channel	FreqRange [MHz]	RefLevel [dBm]	Result [dBm]	Limit [dBm]	Verdict
DH5	Ant1	2402	Reference	9.45	9.45	---	PASS
			30~1000	9.45	-61.13	≤-10.55	PASS
			1000~26500	9.45	-41.1	≤-10.55	PASS
		2441	Reference	9.66	9.66	---	PASS
			30~1000	9.66	-62.23	≤-10.34	PASS
			1000~26500	9.66	-41.04	≤-10.34	PASS
		2480	Reference	10.03	10.03	---	PASS
			30~1000	10.03	-61.87	≤-9.97	PASS
			1000~26500	10.03	-42.63	≤-9.97	PASS
3DH5	Ant1	2402	Reference	9.56	9.56	---	PASS
			30~1000	9.56	-61.86	≤-10.44	PASS
			1000~26500	9.56	-41.7	≤-10.44	PASS
		2441	Reference	9.79	9.79	---	PASS
			30~1000	9.79	-62.03	≤-10.21	PASS
			1000~26500	9.79	-46.83	≤-10.21	PASS
		2480	Reference	10.17	10.17	---	PASS
			30~1000	10.17	-61.45	≤-9.83	PASS
			1000~26500	10.17	-47.14	≤-9.83	PASS









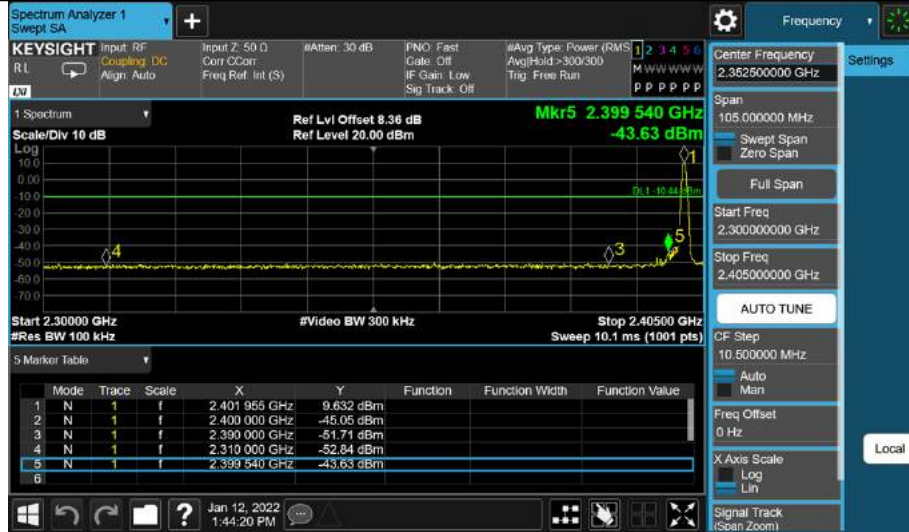




Band Edge

TestMode	Antenna	ChName	Channel	RefLevel [dBm]	Result [dBm]	Limit [dBm]	Verdict
DH5	Ant1	Low	2402	9.56	-43.63	≤-10.44	PASS
		High	2480	10.50	-49.09	≤-9.5	PASS
		Low	Hop_2402	8.82	-50.09	≤-11.18	PASS
		High	Hop_2480	9.66	-50.18	≤-10.34	PASS
3DH5	Ant1	Low	2402	9.08	-45.64	≤-10.92	PASS
		High	2480	10.07	-48.28	≤-9.93	PASS
		Low	Hop_2402	3.35	-50.14	≤-16.65	PASS
		High	Hop_2480	8.87	-50.02	≤-11.13	PASS

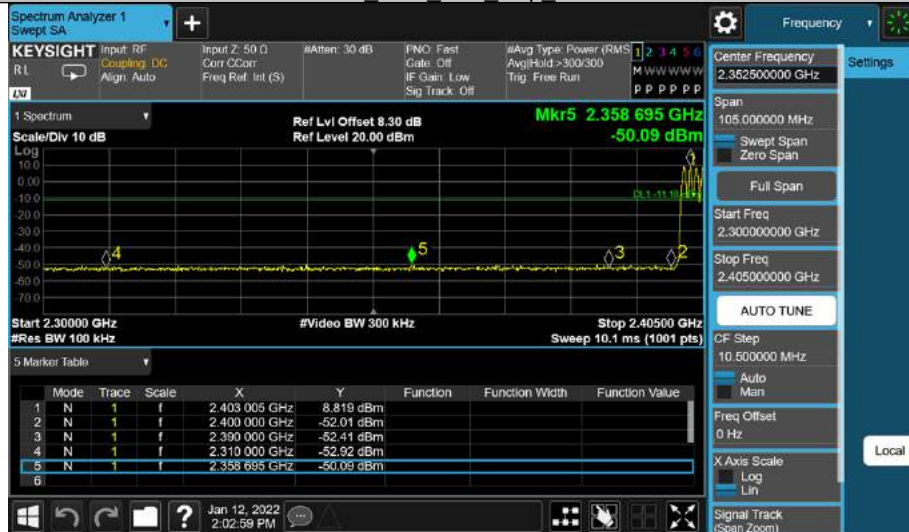
DH5 Ant1 Low 2402



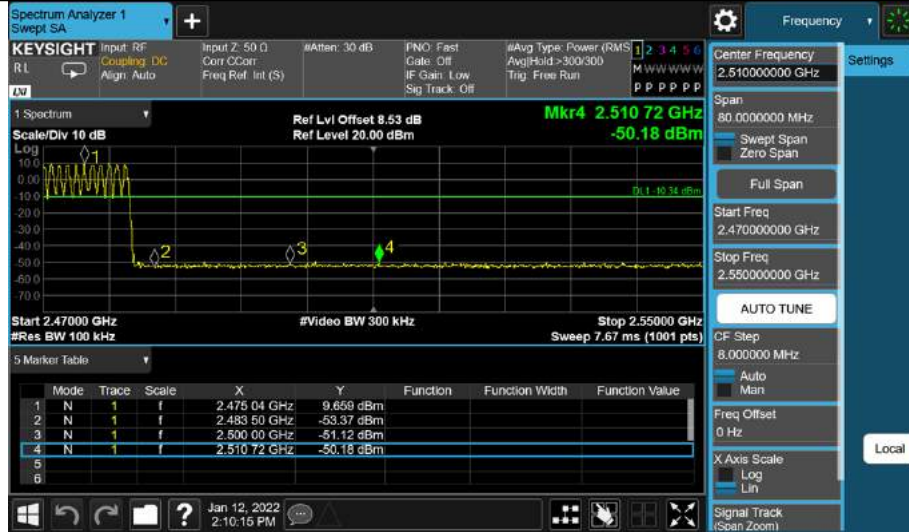
DH5 Ant1 High 2480



DH5 Ant1 Low Hop 2402



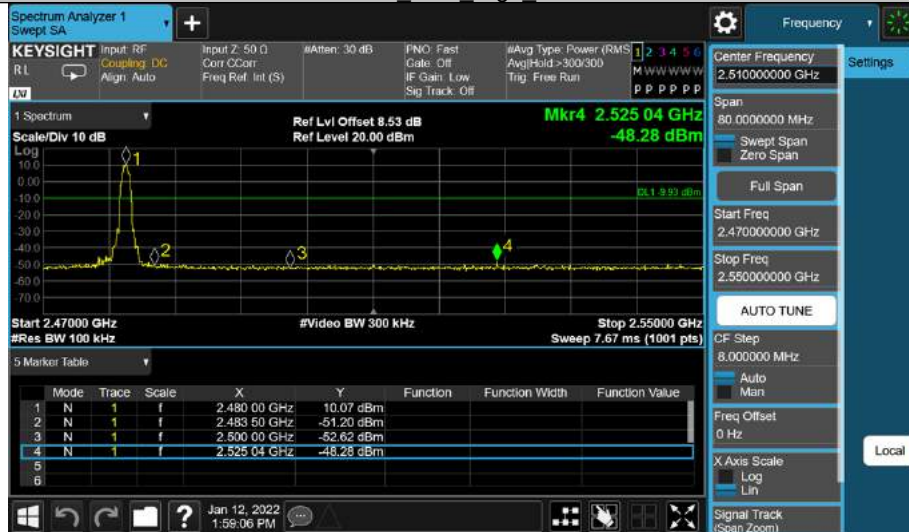
DH5 Ant1 High Hop 2480



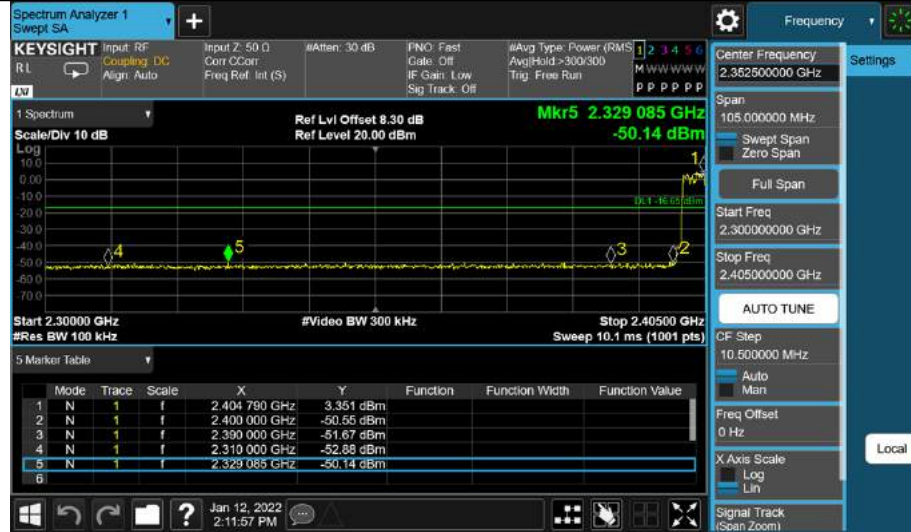
3DH5 Ant1 Low 2402



3DH5 Ant1 High 2480



3DH5 Ant1 Low Hop 2402



3DH5 Ant1 High Hop 2480



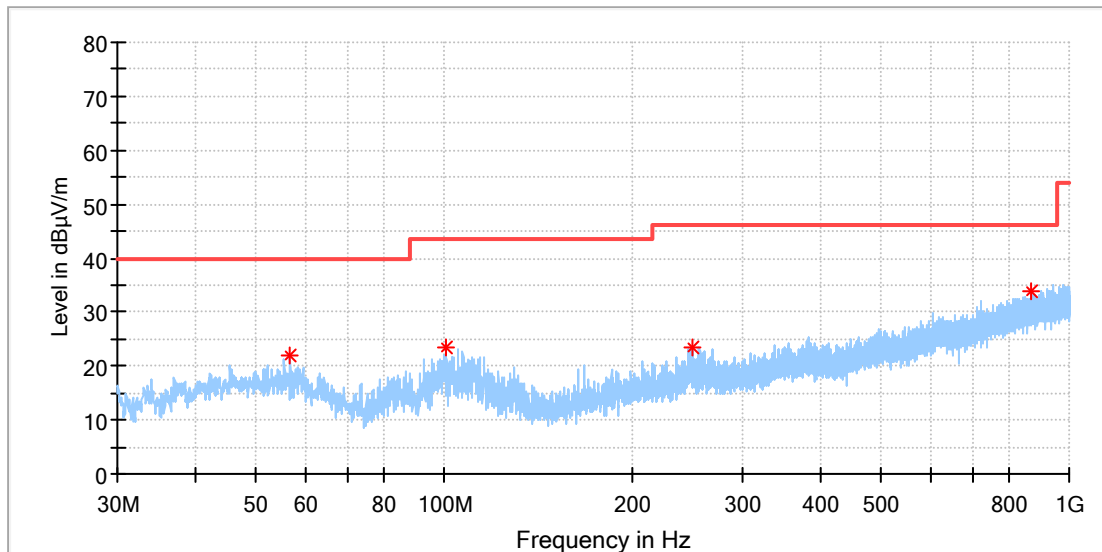
Note: 1. Testing was carried out within frequency range 9kHz to the tenth harmonics. The measurement results below 30MHz and 18GHz - 26.5GHz were greater than 20dB below the limit, so only the radiated spurious emissions from 30MHz to 18GHz were reported. 2. This testing was carried out on different modulations, but only the worst case was presented in this report. 3. We tested four adapter and recorded the wose case data in the report.

**Appendix A.7: Test Results of Radiated Spurious Emissions
 30MHz - 1GHz (Worst Case)**

Test Report

EUT Information

EUT Name:	RichMedia Box
Model:	ZXV10 B866V2-H
Test Mode:	BR_DH5_Mid channel
Order No/Sample No:	168349697/A003194305-001
Test Voltage::	120V/60Hz
Remark:	Temp 23 Humi:58%
Test Standard:	FCC 15.247
Tested By:	Kei Zhang
Reviewed By:	Terry Yin



Critical_Freqs

Frequency (MHz)	MaxPeak (dBµV/m)	Limit (dBµV/m)	Margin (dB)	Height (cm)	Pol	Azimuth (deg)	Corr. (dB/m)
56.723500	22.03	40.00	17.97	100.0	H	245.0	-18.6
100.616000	23.39	43.50	20.11	100.0	H	200.0	-19.0
250.384000	23.31	46.00	22.69	100.0	H	153.0	-17.4
870.893000	33.86	46.00	12.14	100.0	H	172.0	-5.2

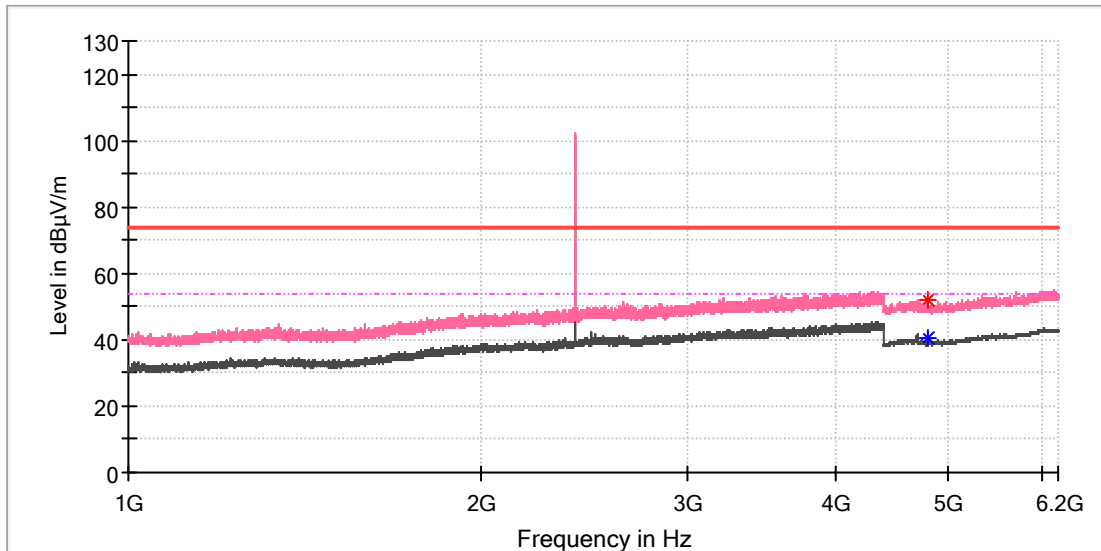
Final_Result

Frequency (MHz)	QuasiPeak (dBµV/m)	Limit (dBµV/m)	Margin (dB)	Height (cm)	Pol	Azimuth (deg)	Corr. (dB/m)
---	---	---	---	---		---	---

Test Report

EUT Information

EUT Name: RichMedia Box
 Model: ZXV10 B866V2-H
 Test Mode: BR_DH5_Low channel
 Order No/Sample No: 168349697/A003194305-001
 Test Voltage:: 120V/60Hz
 Remark: Temp 23 Humi:58%
 Test Standard: FCC 15.247
 Tested By: Kei Zhang
 Reviewed By: Terry Yin



Critical Freqs

Frequency (MHz)	MaxPeak (dBµV/m)	Average (dBµV/m)	Limit (dBµV/m)	Margin (dB)	Height (cm)	Pol	Azimuth (deg)	Corr. (dB/m)
4804.000000	---	40.56	54.00	13.44	100.0	V	125.0	11.8
4804.000000	51.87	---	74.00	22.13	100.0	V	125.0	11.8

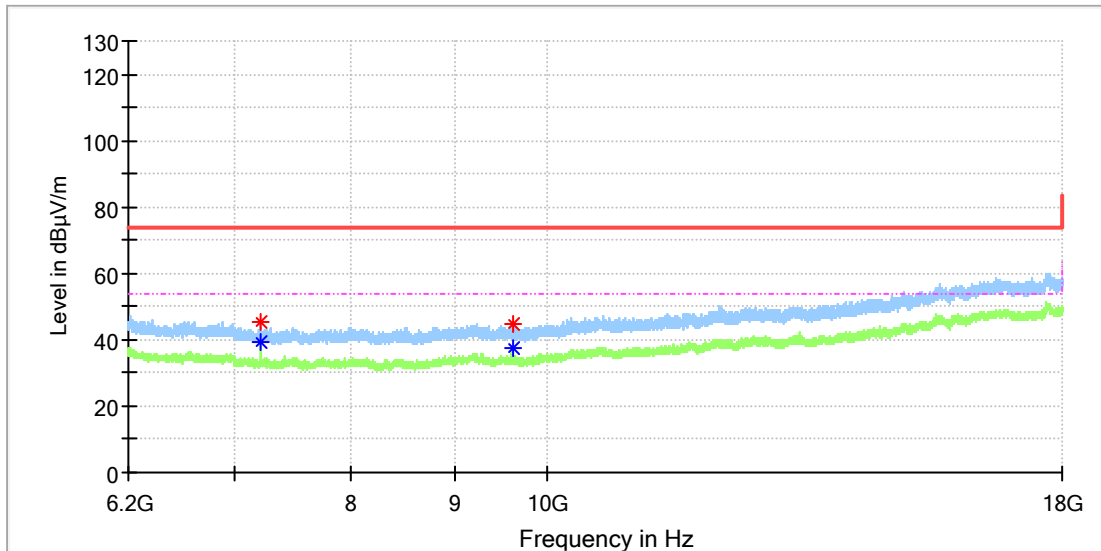
Final Result

Frequency (MHz)	MaxPeak (dBµV/m)	Limit (dBµV/m)	Margin (dB)	Height (cm)	Pol	Azimuth (deg)	Corr. (dB/m)
---	---	---	---	---		---	---

Test Report

EUT Information

EUT Name: RichMedia Box
 Model: ZXV10 B866V2-H
 Test Mode: BR_DH5_Low channel
 Order No/Sample No: 168349697/A003194305-001
 Test Voltage:: 120V/60Hz
 Remark: Temp 23 Humi:58%
 Test Standard: FCC 15.247
 Tested By: Kei Zhang
 Reviewed By: Terry Yin



Critical Freqs

Frequency (MHz)	MaxPeak (dBµV/m)	Average (dBµV/m)	Limit (dBµV/m)	Margin (dB)	Height (cm)	Pol	Azimuth (deg)	Corr. (dB/m)
7205.458333	45.46	---	74.00	28.54	100.0	H	61.0	8.8
7205.458333	---	39.03	54.00	14.97	100.0	H	61.0	8.8
9608.233333	---	37.33	54.00	16.67	100.0	H	339.0	10.4
9608.725000	44.95	---	74.00	29.05	100.0	H	290.0	10.4

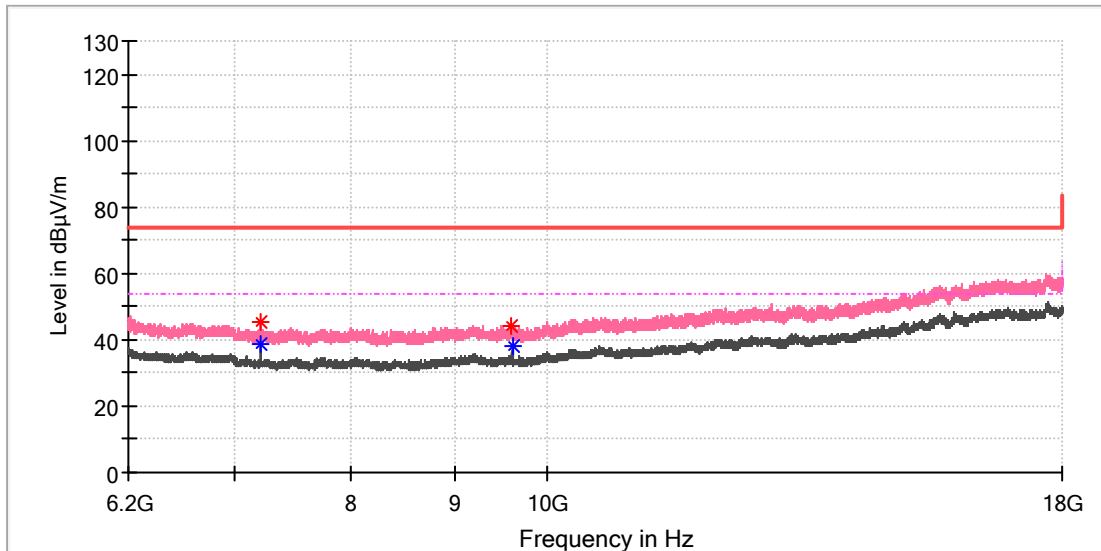
Final Result

Frequency (MHz)	MaxPeak (dBµV/m)	Limit (dBµV/m)	Margin (dB)	Height (cm)	Pol	Azimuth (deg)	Corr. (dB/m)
---	---	---	---	---		---	---

Test Report

EUT Information

EUT Name: RichMedia Box
 Model: ZXV10 B866V2-H
 Test Mode: BR_DH5_Low channel
 Order No/Sample No: 168349697/A003194305-001
 Test Voltage:: 120V/60Hz
 Remark: Temp 23 Humi:58%
 Test Standard: FCC 15.247
 Tested By: Kei Zhang
 Reviewed By: Terry Yin



Critical Freqs

Frequency (MHz)	MaxPeak (dBµV/m)	Average (dBµV/m)	Limit (dBµV/m)	Margin (dB)	Height (cm)	Pol	Azimuth (deg)	Corr. (dB/m)
7205.458333	45.28	---	74.00	28.72	100.0	V	223.0	8.8
7205.950000	---	38.75	54.00	15.25	100.0	V	147.0	8.8
9590.041667	43.88	---	74.00	30.12	100.0	V	7.0	10.3
9607.741667	---	38.35	54.00	15.65	100.0	V	274.0	10.4

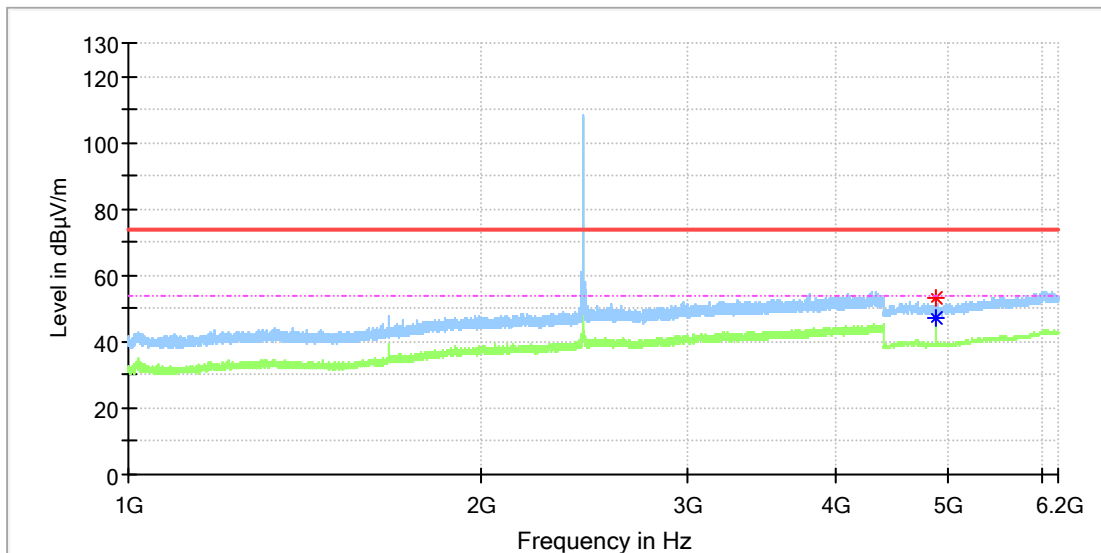
Final Result

Frequency (MHz)	MaxPeak (dBµV/m)	Limit (dBµV/m)	Margin (dB)	Height (cm)	Pol	Azimuth (deg)	Corr. (dB/m)
---	---	---	---	---		---	---

Test Report

EUT Information

EUT Name: RichMedia Box
 Model: ZXV10 B866V2-H
 Test Mode: BR_DH5_Mid channel
 Order No/Sample No: 168349697/A003194305-001
 Test Voltage:: 120V/60Hz
 Remark: Temp 23 Humi:58%
 Test Standard: FCC 15.247
 Tested By: Kei Zhang
 Reviewed By: Terry Yin



Critical Freqs

Frequency (MHz)	MaxPeak (dBµV/m)	Average (dBµV/m)	Limit (dBµV/m)	Margin (dB)	Height (cm)	Pol	Azimuth (deg)	Corr. (dB/m)
4882.000000	53.51	---	74.00	20.49	100.0	H	2.0	11.8
4882.000000	---	47.18	54.00	6.82	100.0	H	2.0	11.8

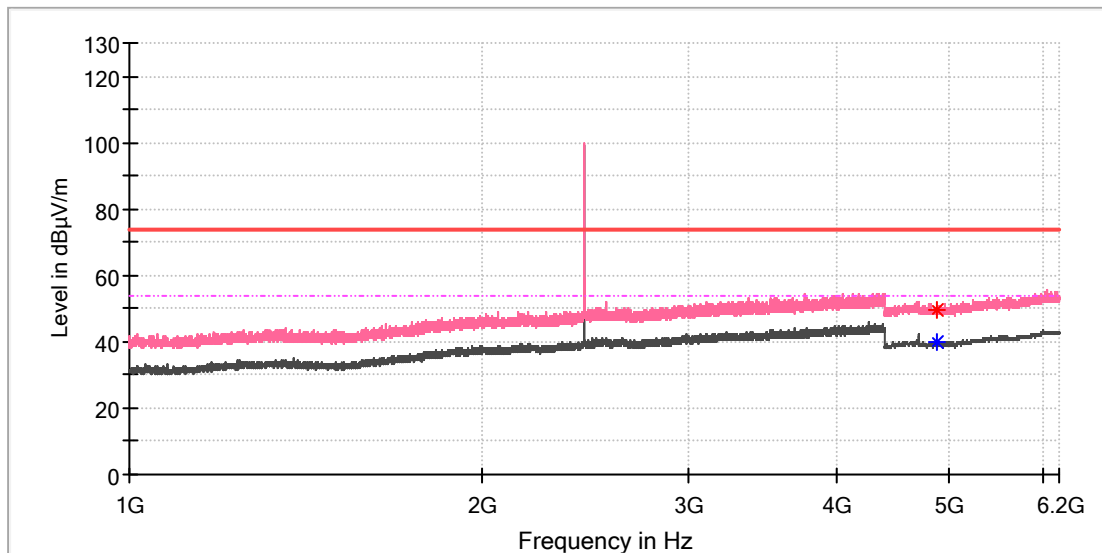
Final Result

Frequency (MHz)	MaxPeak (dBµV/m)	Limit (dBµV/m)	Margin (dB)	Height (cm)	Pol	Azimuth (deg)	Corr. (dB/m)
---	---	---	---	---		---	---

Test Report

EUT Information

EUT Name: RichMedia Box
 Model: ZXV10 B866V2-H
 Test Mode: BR_DH5_Mid channel
 Order No/Sample No: 168349697/A003194305-001
 Test Voltage:: 120V/60Hz
 Remark: Temp 23 Humi:58%
 Test Standard: FCC 15.247
 Tested By: Kei Zhang
 Reviewed By: Terry Yin



Critical Freqs

Frequency (MHz)	MaxPeak (dBµV/m)	Average (dBµV/m)	Limit (dBµV/m)	Margin (dB)	Height (cm)	Pol	Azimuth (deg)	Corr. (dB/m)
4881.500000	---	39.70	54.00	14.30	100.0	V	120.0	11.8
4882.000000	49.76	---	74.00	24.24	100.0	V	214.0	11.8

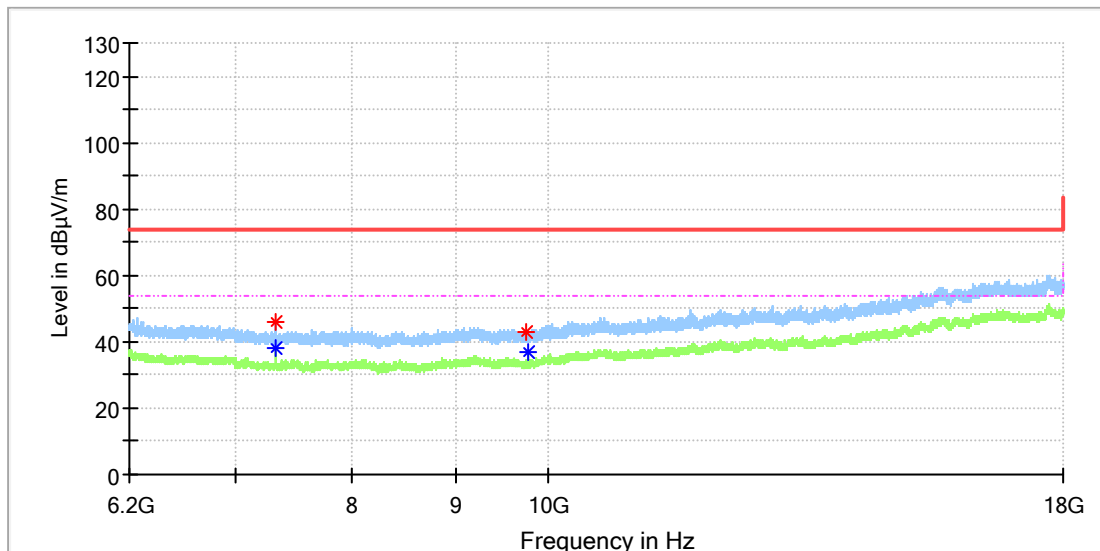
Final Result

Frequency (MHz)	MaxPeak (dBµV/m)	Limit (dBµV/m)	Margin (dB)	Height (cm)	Pol	Azimuth (deg)	Corr. (dB/m)
---	---	---	---	---		---	---

Test Report

EUT Information

EUT Name:	RichMedia Box
Model:	ZXV10 B866V2-H
Test Mode:	BR_DH5_Mid channel
Order No/Sample No:	168349697/A003194305-001
Test Voltage::	120V/60Hz
Remark:	Temp 23 Humi:58%
Test Standard:	FCC 15.247
Tested By:	Kei Zhang
Reviewed By:	Terry Yin



Critical Freqs

Frequency (MHz)	MaxPeak (dBµV/m)	Average (dBµV/m)	Limit (dBµV/m)	Margin (dB)	Height (cm)	Pol	Azimuth (deg)	Corr. (dB/m)
7322.475000	---	37.90	54.00	16.10	100.0	H	137.0	8.2
7323.458333	45.79	---	74.00	28.21	100.0	H	137.0	8.2
9759.175000	43.23	---	74.00	30.77	100.0	H	250.0	10.4
9763.600000	---	36.97	54.00	17.03	100.0	H	315.0	10.4

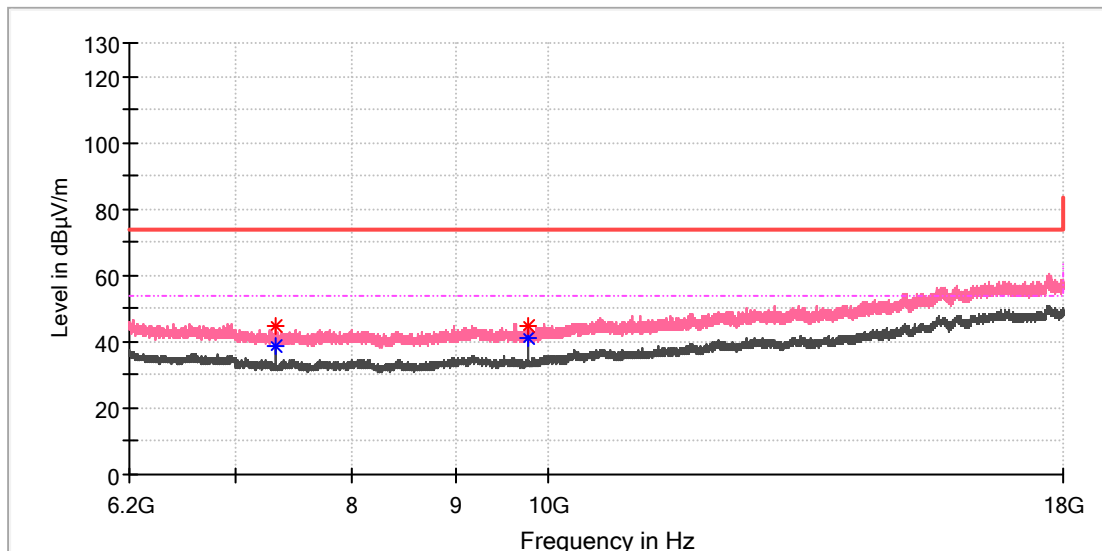
Final Result

Frequency (MHz)	MaxPeak (dBµV/m)	Limit (dBµV/m)	Margin (dB)	Height (cm)	Pol	Azimuth (deg)	Corr. (dB/m)
---	---	---	---	---		---	---

Test Report

EUT Information

EUT Name:	RichMedia Box
Model:	ZXV10 B866V2-H
Test Mode:	BR_DH5_Mid channel
Order No/Sample No:	168349697/A003194305-001
Test Voltage::	120V/60Hz
Remark:	Temp 23 Humi:58%
Test Standard:	FCC 15.247
Tested By:	Kei Zhang
Reviewed By:	Terry Yin



Critical Freqs

Frequency (MHz)	MaxPeak (dBµV/m)	Average (dBµV/m)	Limit (dBµV/m)	Margin (dB)	Height (cm)	Pol	Azimuth (deg)	Corr. (dB/m)
7322.966667	44.97	---	74.00	29.03	100.0	V	220.0	8.2
7322.966667	---	38.90	54.00	15.10	100.0	V	220.0	8.2
9764.091667	44.76	---	74.00	29.24	100.0	V	244.0	10.4
9764.091667	---	41.32	54.00	12.68	100.0	V	244.0	10.4

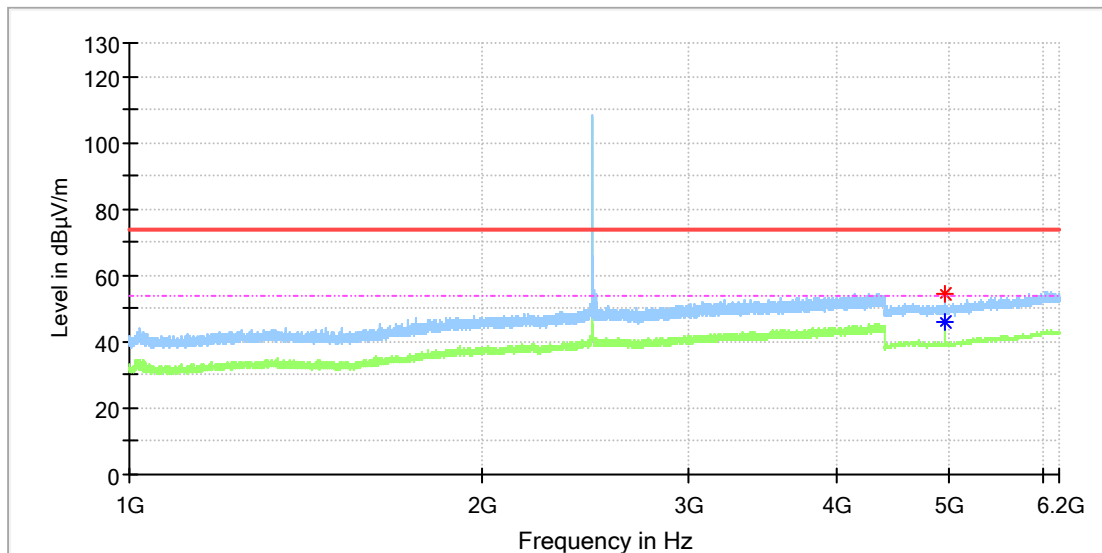
Final Result

Frequency (MHz)	MaxPeak (dBµV/m)	Limit (dBµV/m)	Margin (dB)	Height (cm)	Pol	Azimuth (deg)	Corr. (dB/m)
---	---	---	---	---		---	---

Test Report

EUT Information

EUT Name: RichMedia Box
 Model: ZXV10 B866V2-H
 Test Mode: BR_DH5_High channel
 Order No/Sample No: 168349697/A003194305-001
 Test Voltage:: 120V/60Hz
 Remark: Temp 23 Humi:58%
 Test Standard: FCC 15.247
 Tested By: Kei Zhang
 Reviewed By: Terry Yin



Critical Freqs

Frequency (MHz)	MaxPeak (dBµV/m)	Average (dBµV/m)	Limit (dBµV/m)	Margin (dB)	Height (cm)	Pol	Azimuth (deg)	Corr. (dB/m)
4959.500000	54.37	---	74.00	19.63	100.0	H	14.0	11.8
4960.000000	---	46.01	54.00	7.99	100.0	H	65.0	11.8

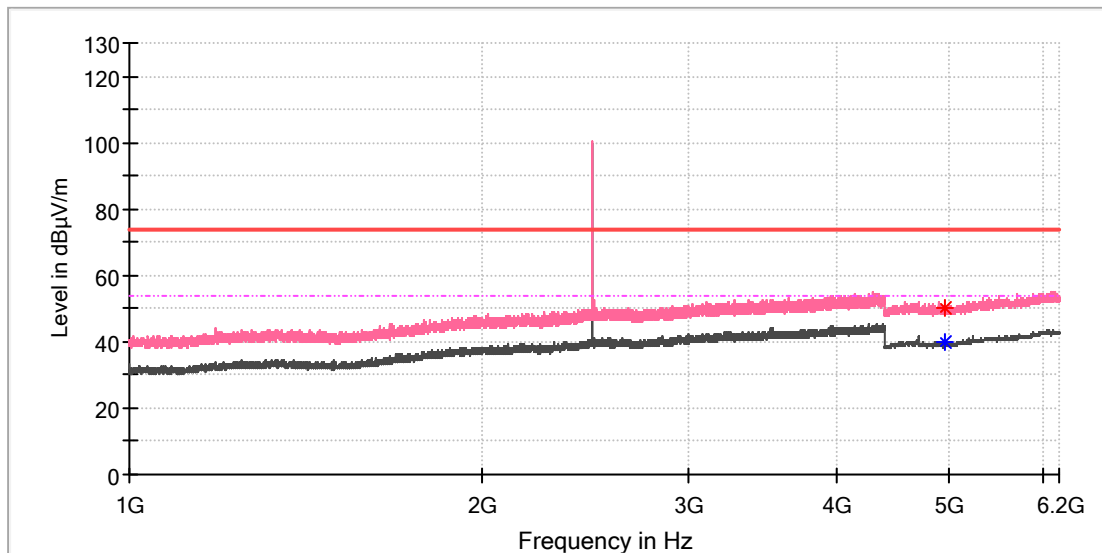
Final Result

Frequency (MHz)	MaxPeak (dBµV/m)	Limit (dBµV/m)	Margin (dB)	Height (cm)	Pol	Azimuth (deg)	Corr. (dB/m)
---	---	---	---	---		---	---

Test Report

EUT Information

EUT Name: RichMedia Box
 Model: ZXV10 B866V2-H
 Test Mode: BR_DH5_High channel
 Order No/Sample No: 168349697/A003194305-001
 Test Voltage:: 120V/60Hz
 Remark: Temp 23 Humi:58%
 Test Standard: FCC 15.247
 Tested By: Kei Zhang
 Reviewed By: Terry Yin



Critical Freqs

Frequency (MHz)	MaxPeak (dBµV/m)	Average (dBµV/m)	Limit (dBµV/m)	Margin (dB)	Height (cm)	Pol	Azimuth (deg)	Corr. (dB/m)
4959.500000	---	40.10	54.00	13.90	100.0	V	102.0	11.8
4962.000000	50.42	---	74.00	23.58	100.0	V	1.0	11.8

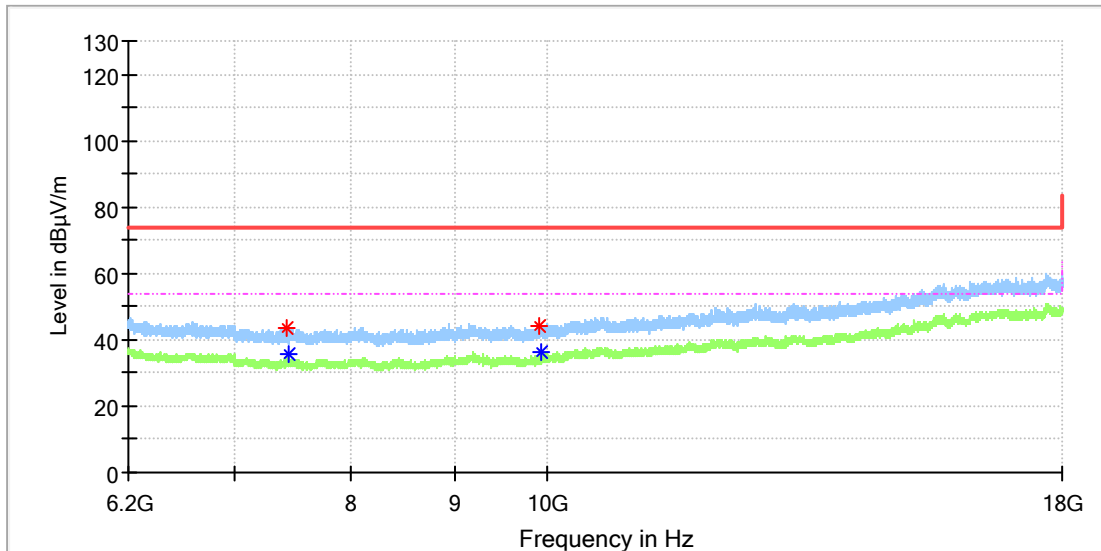
Final Result

Frequency (MHz)	MaxPeak (dBµV/m)	Limit (dBµV/m)	Margin (dB)	Height (cm)	Pol	Azimuth (deg)	Corr. (dB/m)
---	---	---	---	---		---	---

Test Report

EUT Information

EUT Name: RichMedia Box
 Model: ZXV10 B866V2-H
 Test Mode: BR_DH5_High channel
 Order No/Sample No: 168349697/A003194305-001
 Test Voltage:: 120V/60Hz
 Remark: Temp 23 Humi:58%
 Test Standard: FCC 15.247
 Tested By: Kei Zhang
 Reviewed By: Terry Yin



Critical Freqs

Frequency (MHz)	MaxPeak (dBµV/m)	Average (dBµV/m)	Limit (dBµV/m)	Margin (dB)	Height (cm)	Pol	Azimuth (deg)	Corr. (dB/m)
7434.575000	43.84	---	74.00	30.16	100.0	H	146.0	8.4
7439.983333	---	35.89	54.00	18.11	100.0	H	65.0	8.4
9918.966667	44.11	---	74.00	29.89	100.0	H	158.0	10.8
9920.441667	---	36.17	54.00	17.83	100.0	H	272.0	10.8

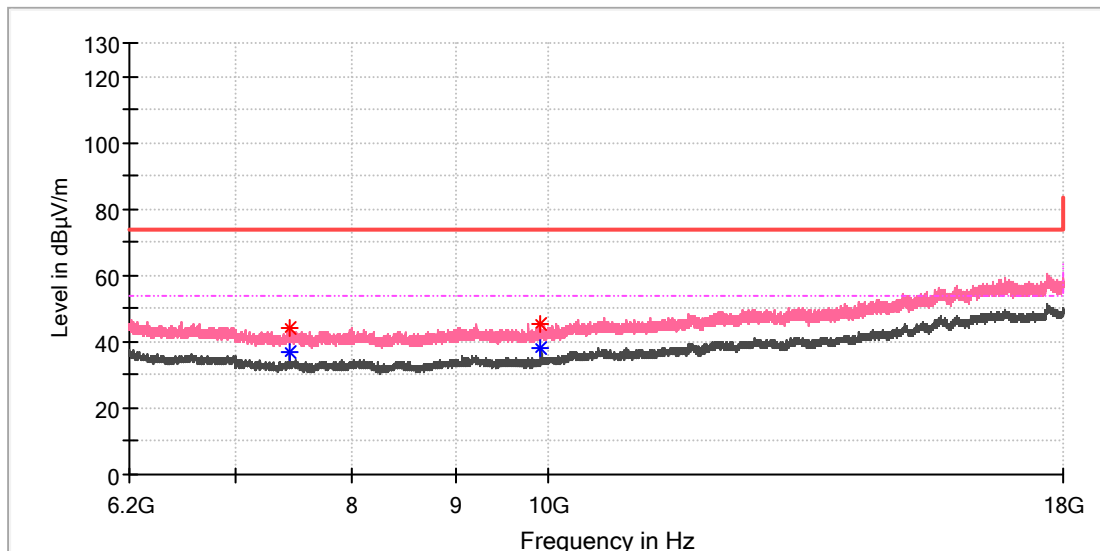
Final Result

Frequency (MHz)	MaxPeak (dBµV/m)	Limit (dBµV/m)	Margin (dB)	Height (cm)	Pol	Azimuth (deg)	Corr. (dB/m)
---	---	---	---	---		---	---

Test Report

EUT Information

EUT Name: RichMedia Box
 Model: ZXV10 B866V2-H
 Test Mode: BR_DH5_High channel
 Order No/Sample No: 168349697/A003194305-001
 Test Voltage:: 120V/60Hz
 Remark: Temp 23 Humi:58%
 Test Standard: FCC 15.247
 Tested By: Kei Zhang
 Reviewed By: Terry Yin



Critical Freqs

Frequency (MHz)	MaxPeak (dBµV/m)	Average (dBµV/m)	Limit (dBµV/m)	Margin (dB)	Height (cm)	Pol	Azimuth (deg)	Corr. (dB/m)
7439.491667	43.98	---	74.00	30.02	100.0	V	296.0	8.4
7439.983333	---	36.82	54.00	17.18	100.0	V	0.0	8.4
9919.458333	45.26	---	74.00	28.74	100.0	V	261.0	10.8
9919.458333	---	38.28	54.00	15.72	100.0	V	261.0	10.8

Final Result

Frequency (MHz)	MaxPeak (dBµV/m)	Limit (dBµV/m)	Margin (dB)	Height (cm)	Pol	Azimuth (deg)	Corr. (dB/m)
---	---	---	---	---		---	---

Appendix B: Test Results of Bluetooth Low Energy

APPENDIX B: TEST RESULTS OF BLUETOOTH LOW ENERGY	1
APPENDIX B.1: TEST RESULTS OF CONDUCTED POWER SPECTRAL DENSITY	2
APPENDIX B.2: TEST RESULTS OF 6dB BANDWIDTH	4
APPENDIX B.3: TEST RESULTS OF 99% BANDWIDTH	6
APPENDIX B.4: TEST RESULTS OF CONDUCTED SPURIOUS EMISSIONS MEASURED IN 100 KHz BANDWIDTH	8
<i>Conducted Spurious Emission</i>	8
<i>Band Edge</i>	12
APPENDIX B.5: TEST RESULTS OF RADIATED SPURIOUS EMISSIONS	13
30 MHz to 1GHz	13
1GHz-18GHz	15
APPENDIX B.6: TEST RESULTS OF RADIATED EMISSIONS IN RESTRICTED BANDS	27
APPENDIX B.7: TEST RESULTS OF CONDUCTED EMISSION	31

Appendix B.1: Test Results of Conducted Power Spectral Density

TestMode	Antenna	Channel	Result[dBm/3-100kHz]	Limit[dBm/3kHz]	Verdict
BLE_1M	Ant1	2402	-5.17	≤8	PASS
		2440	-4.87	≤8	PASS
		2480	-4.68	≤8	PASS

BLE 1M Ant1 2402



BLE 1M Ant1 2440



BLE 1M Ant1 2480



Appendix B.2: Test Results of 6dB Bandwidth

TestMode	Antenna	Channel	DTS BW [MHz]	FL[MHz]	FH[MHz]	Limit[MHz]	Verdict
BLE_1M	Ant1	2402	0.688	2401.636	2402.324	0.5	PASS
		2440	0.688	2439.636	2440.324	0.5	PASS
		2480	0.688	2479.636	2480.324	0.5	PASS

BLE 1M Ant1 2402



BLE 1M Ant1 2440



BLE 1M Ant1 2480



Appendix B.3: Test Results of 99% Bandwidth

TestMode	Antenna	Channel	OCB [MHz]	FL[MHz]	FH[MHz]	Limit[MHz]	Verdict
BLE_1M	Ant1	2402	1.0459	2401.471	2402.517	---	PASS
		2440	1.0445	2439.469	2440.513	---	PASS
		2480	1.0493	2479.467	2480.516	---	PASS

BLE 1M Ant1 2402



BLE 1M Ant1 2440



BLE 1M Ant1 2480



Appendix B.4: Test Results of Conducted Spurious Emissions Measured in 100 kHz Bandwidth

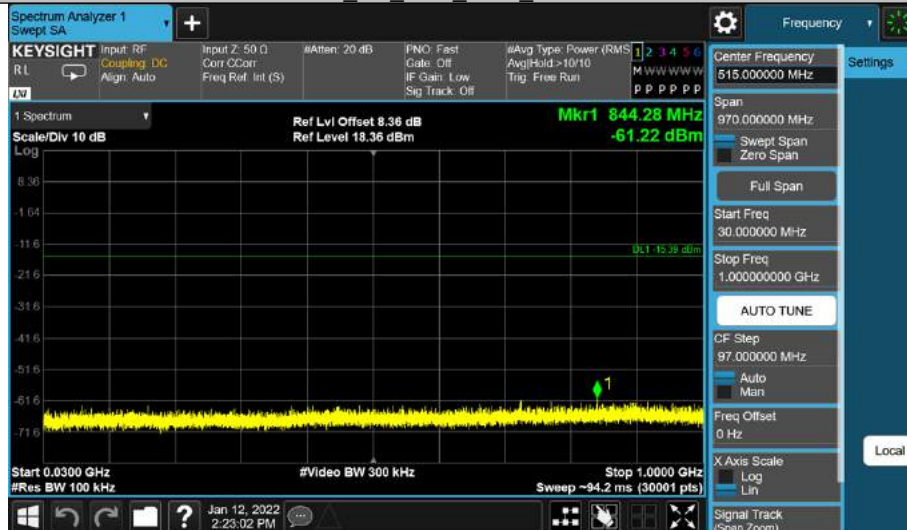
Conducted Spurious Emission

TestMode	Antenna	Channel	FreqRange [MHz]	RefLevel [dBm]	Result[dBm]	Limit[dBm]	Verdict
BLE_1M	Ant1	2402	Reference	4.61	4.61	---	PASS
			30~1000	4.61	-61.22	≤-15.39	PASS
			1000~26500	4.61	-50.91	≤-15.39	PASS
		2440	Reference	4.94	4.94	---	PASS
			30~1000	4.94	-61.91	≤-15.06	PASS
			1000~26500	4.94	-49.66	≤-15.06	PASS
		2480	Reference	4.65	4.65	---	PASS
			30~1000	4.65	-61.82	≤-15.35	PASS
			1000~26500	4.65	-50.31	≤-15.35	PASS

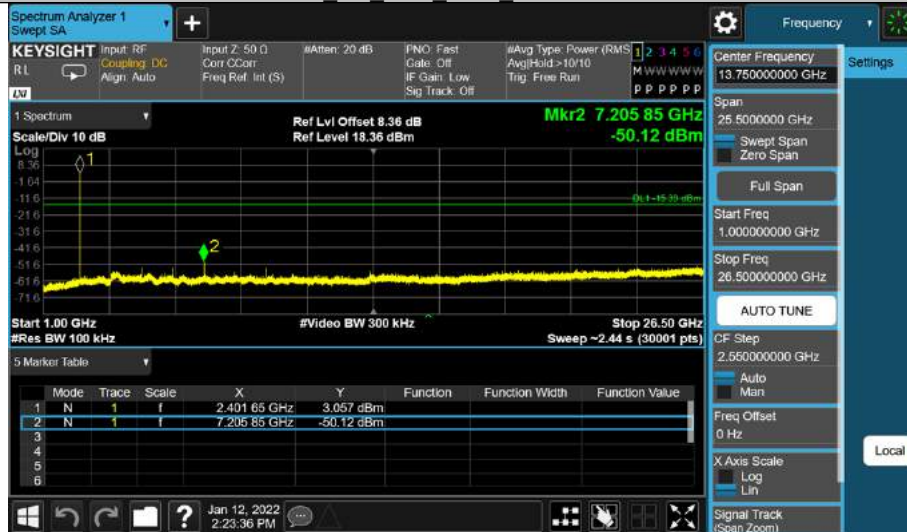
BLE 1M Ant1 2402 0~Reference



BLE 1M Ant1 2402 30~1000



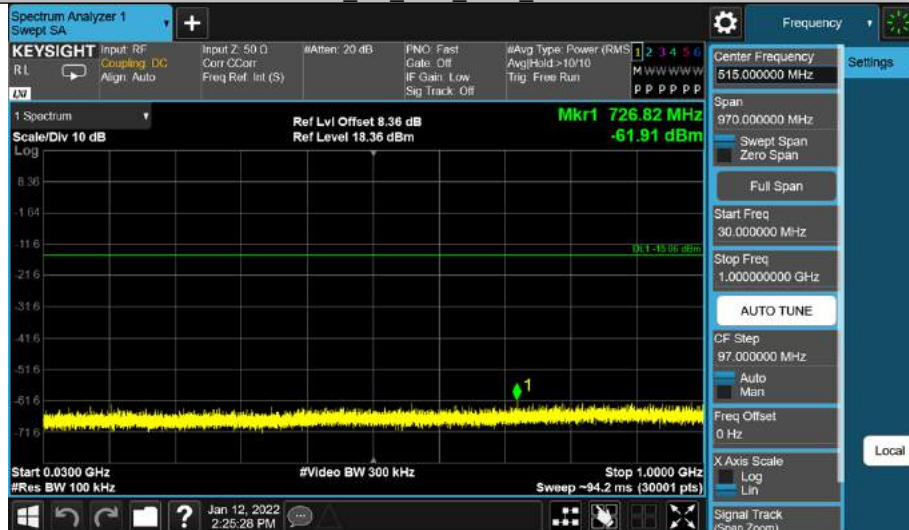
BLE 1M Ant1 2402 1000~26500



BLE 1M Ant1 2440 0~Reference



BLE 1M Ant1 2440 30~1000



BLE 1M Ant1 2440 1000~26500



BLE 1M Ant1 2480 0~Reference



BLE 1M Ant1 2480 30~1000

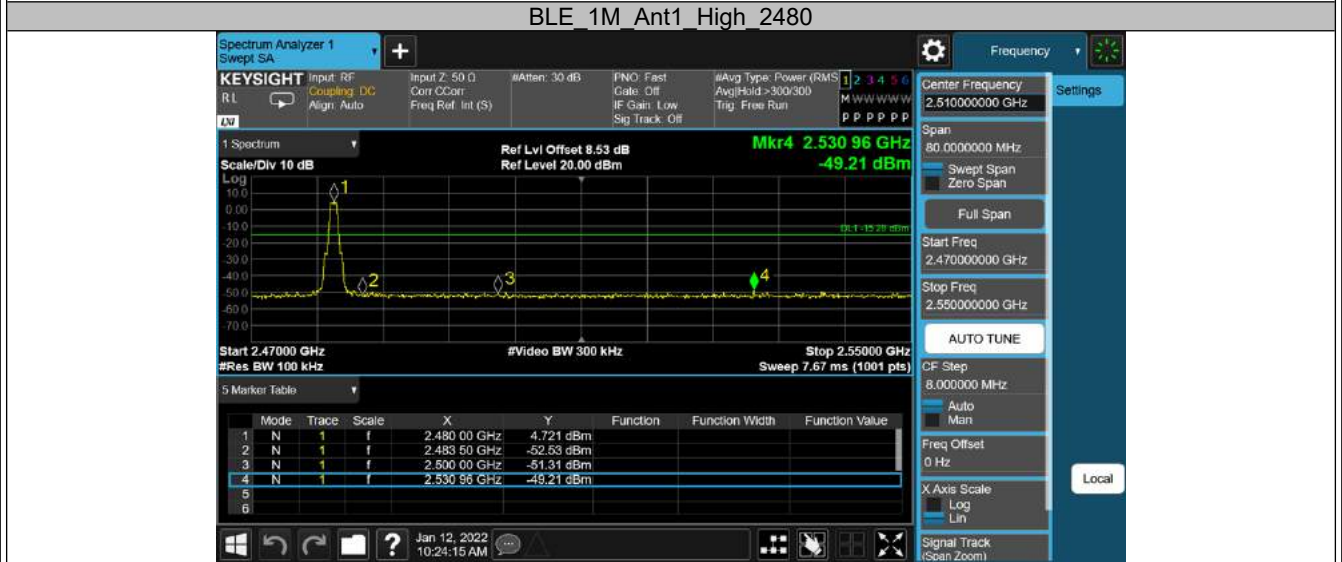
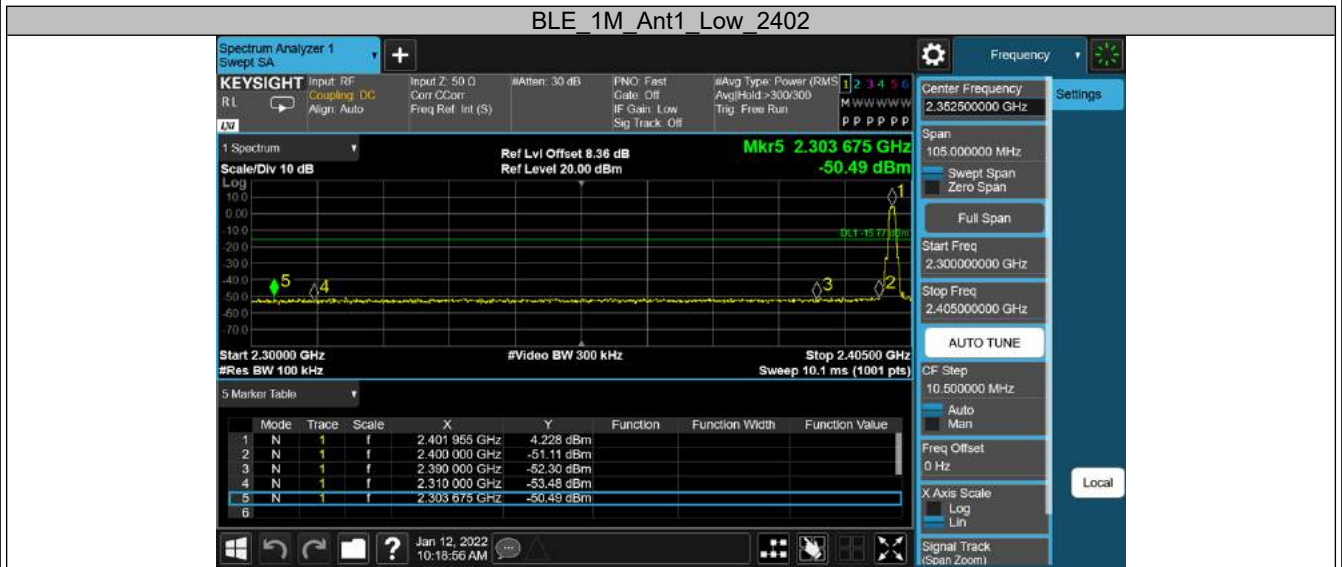


BLE 1M Ant1 2480 1000~26500



Band Edge

TestMode	Antenna	ChName	Channel	RefLevel[dBm]	Result[dBm]	Limit[dBm]	Verdict
BLE_1M	Ant1	Low	2402	4.23	-50.49	≤-15.77	PASS
		High	2480	4.72	-49.21	≤-15.28	PASS



Appendix B.5: Test Results of Radiated Spurious Emissions

Note:

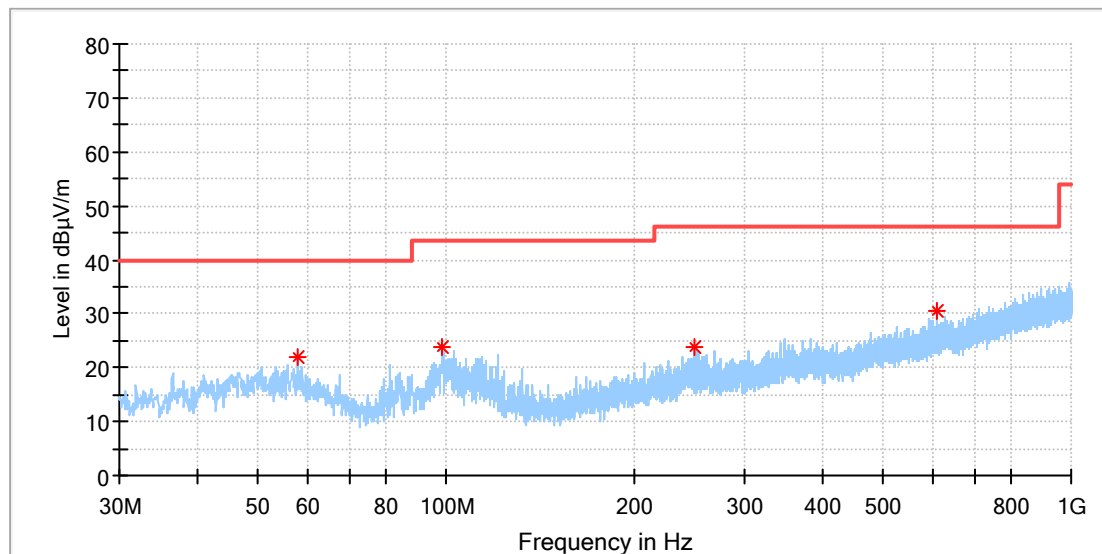
- 1) This testing was carried out on different modulations, but only the worst case was presented in this report.
- 2) We tested four adapter and recorded the wose case data in the report.
- 3) Testing was carried out within frequency range 9kHz to the tenth harmonics. The measurement results below 30MHz and 18GHz - 26.5GHz were greater than 20dB below the limit, so only the radiated spurious emissions from 30MHz to 18GHz were reported.

30 MHz to 1GHz

Test Report

EUT Information

EUT Name:	RichMedia Box
Model:	ZXV10 B866V2-H
Test Mode:	BLE 1M_Mid channel
Order No/Sample No:	168349697/A003194305-001
Test Voltage::	120V/60Hz
Remark:	Temp 23 Humi:58%
Test Standard:	FCC 15.247
Tested By:	Kei Zhang
Reviewed By:	Terry Yin



Critical_Freqs

Frequency (MHz)	MaxPeak (dBµV/m)	Limit (dBµV/m)	Margin (dB)	Height (cm)	Pol	Azimuth (deg)	Corr. (dB/m)
57.839000	21.93	40.00	18.07	100.0	H	245.0	-18.7
98.676000	23.88	43.50	19.62	100.0	H	220.0	-19.2
250.384000	23.79	46.00	22.21	100.0	H	325.0	-17.4
610.254000	30.45	46.00	15.55	100.0	H	0.0	-9.7

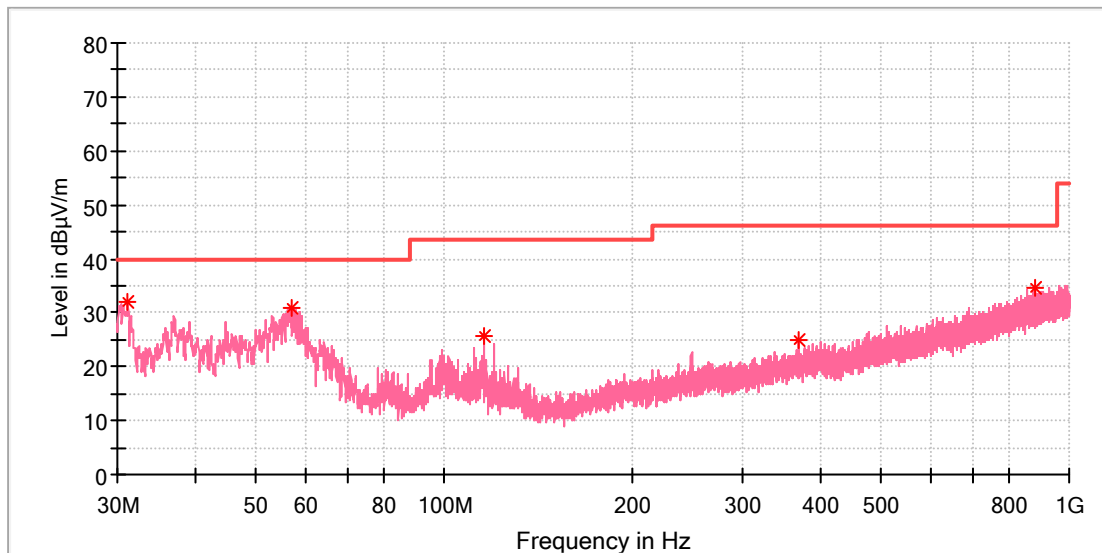
Final Result

Frequency (MHz)	QuasiPeak (dBµV/m)	Limit (dBµV/m)	Margin (dB)	Height (cm)	Pol	Azimuth (deg)	Corr. (dB/m)
---	---	---	---	---		---	---

Test Report

EUT Information

EUT Name:	RichMedia Box
Model:	ZXV10 B866V2-H
Test Mode:	BLE 1M_Mid channel
Order No/Sample No:	168349697/A003194305-001
Test Voltage::	120V/60Hz
Remark:	Temp 23 Humi:58%
Test Standard:	FCC 15.247
Tested By:	Kei Zhang
Reviewed By:	Terry Yin



Critical Freqs

Frequency (MHz)	MaxPeak (dBµV/m)	Limit (dBµV/m)	Margin (dB)	Height (cm)	Pol	Azimuth (deg)	Corr. (dB/m)
31.164000	31.93	40.00	8.07	100.0	V	297.0	-22.8
56.820500	30.93	40.00	9.07	100.0	V	281.0	-18.6
115.942000	25.75	43.50	17.75	100.0	V	239.0	-19.9
369.839500	24.95	46.00	21.05	100.0	V	211.0	-14.4
882.096500	34.76	46.00	11.24	100.0	V	36.0	-5.1

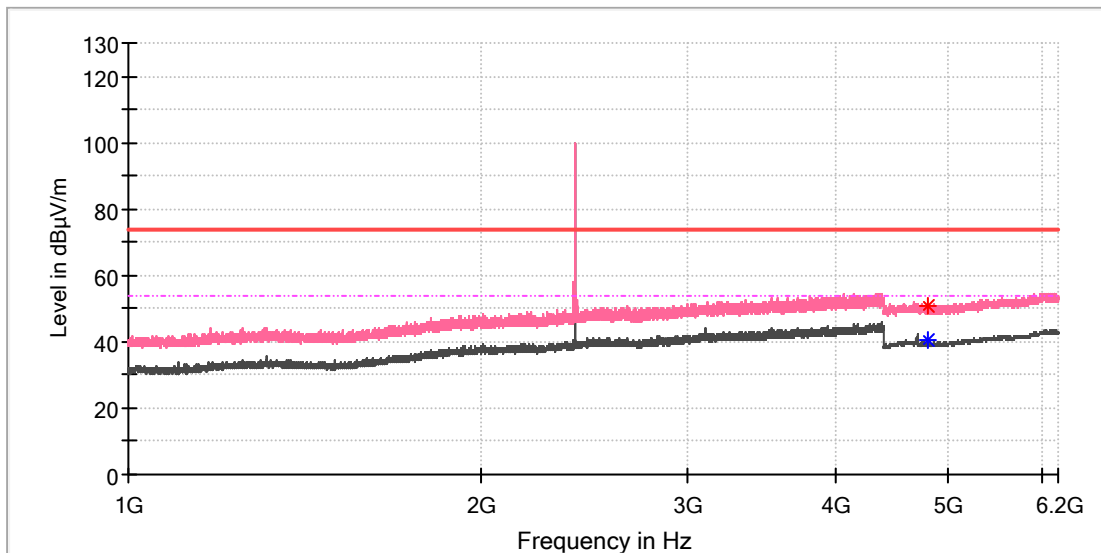
Final Result

Frequency (MHz)	QuasiPeak (dBµV/m)	Limit (dBµV/m)	Margin (dB)	Height (cm)	Pol	Azimuth (deg)	Corr. (dB/m)
---	---	---	---	---		---	---

Test Report

EUT Information

EUT Name: RichMedia Box
 Model: ZXV10 B866V2-H
 Test Mode: BLE 1M_Low channel
 Order No/Sample No: 168349697/A003194305-001
 Test Voltage:: 120V/60Hz
 Remark: Temp 23 Humi:58%
 Test Standard: FCC 15.247
 Tested By: Kei Zhang
 Reviewed By: Terry Yin



Critical Freqs

Frequency (MHz)	MaxPeak (dBµV/m)	Average (dBµV/m)	Limit (dBµV/m)	Margin (dB)	Height (cm)	Pol	Azimuth (deg)	Corr. (dB/m)
4803.000000	50.60	---	74.00	23.40	100.0	V	134.0	11.8
4803.500000	---	40.57	54.00	13.43	100.0	V	291.0	11.8

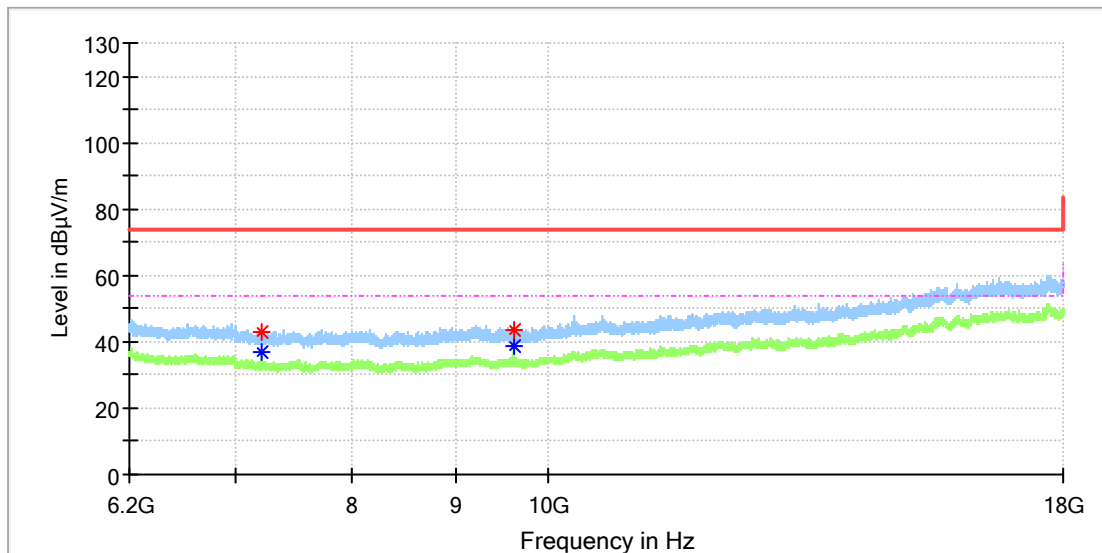
Final Result

Frequency (MHz)	MaxPeak (dBµV/m)	Limit (dBµV/m)	Margin (dB)	Height (cm)	Pol	Azimuth (deg)	Corr. (dB/m)
---	---	---	---	---		---	---

Test Report

EUT Information

EUT Name: RichMedia Box
 Model: ZXV10 B866V2-H
 Test Mode: BLE 1M_Low channel
 Order No/Sample No: 168349697/A003194305-001
 Test Voltage:: 120V/60Hz
 Remark: Temp 23 Humi:58%
 Test Standard: FCC 15.247
 Tested By: Kei Zhang
 Reviewed By: Terry Yin



Critical Freqs

Frequency (MHz)	MaxPeak (dBµV/m)	Average (dBµV/m)	Limit (dBµV/m)	Margin (dB)	Height (cm)	Pol	Azimuth (deg)	Corr. (dB/m)
7205.458333	---	37.04	54.00	16.96	100.0	H	6.0	8.8
7205.950000	43.01	---	74.00	30.99	100.0	H	134.0	8.8
9607.741667	---	38.67	54.00	15.33	100.0	H	278.0	10.4
9608.233333	43.59	---	74.00	30.41	100.0	H	278.0	10.4

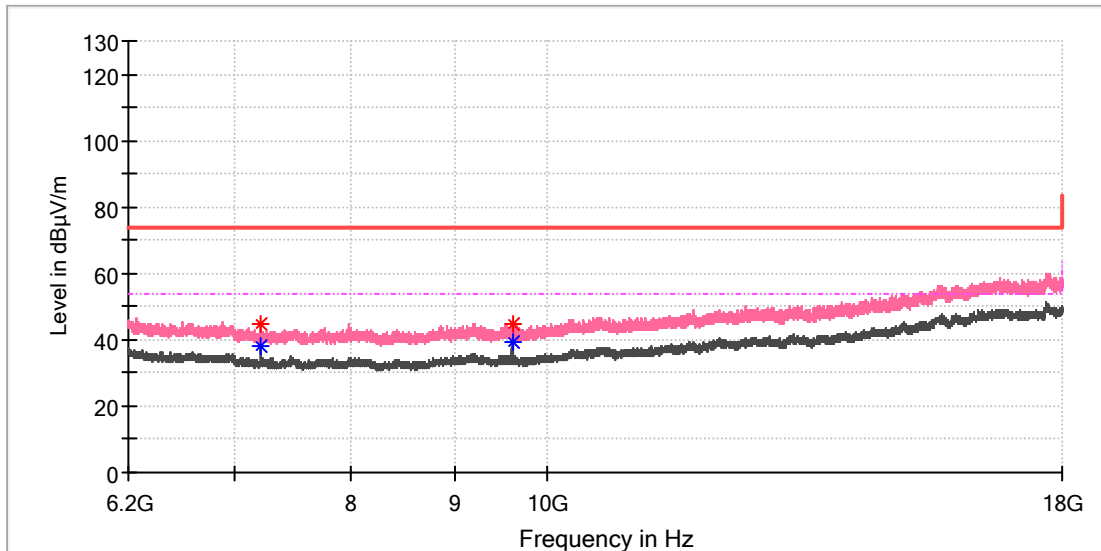
Final Result

Frequency (MHz)	MaxPeak (dBµV/m)	Limit (dBµV/m)	Margin (dB)	Height (cm)	Pol	Azimuth (deg)	Corr. (dB/m)
---	---	---	---	---		---	---

Test Report

EUT Information

EUT Name: RichMedia Box
 Model: ZXV10 B866V2-H
 Test Mode: BLE 1M_Low channel
 Order No/Sample No: 168349697/A003194305-001
 Test Voltage:: 120V/60Hz
 Remark: Temp 23 Humi:58%
 Test Standard: FCC 15.247
 Tested By: Kei Zhang
 Reviewed By: Terry Yin



Critical Freqs

Frequency (MHz)	MaxPeak (dBµV/m)	Average (dBµV/m)	Limit (dBµV/m)	Margin (dB)	Height (cm)	Pol	Azimuth (deg)	Corr. (dB/m)
7204.966667	44.50	---	74.00	29.50	100.0	V	209.0	8.8
7206.441667	---	38.25	54.00	15.75	100.0	V	147.0	8.8
9607.741667	44.49	---	74.00	29.51	100.0	V	257.0	10.4
9608.233333	---	39.60	54.00	14.40	100.0	V	244.0	10.4

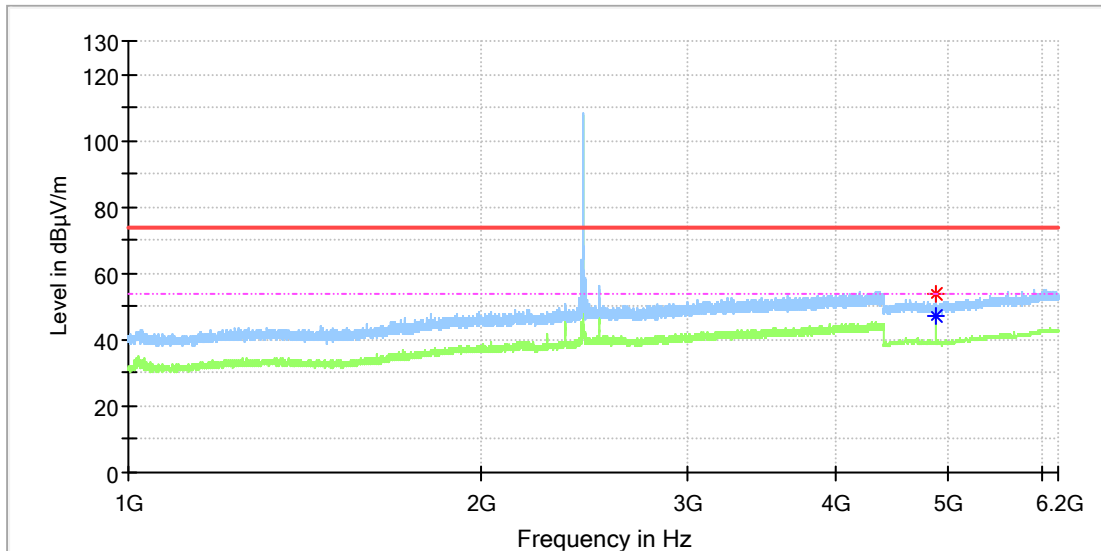
Final Result

Frequency (MHz)	MaxPeak (dBµV/m)	Limit (dBµV/m)	Margin (dB)	Height (cm)	Pol	Azimuth (deg)	Corr. (dB/m)
---	---	---	---	---		---	---

Test Report

EUT Information

EUT Name: RichMedia Box
 Model: ZXV10 B866V2-H
 Test Mode: BLE 1M_Mid channel
 Order No/Sample No: 168349697/A003194305-001
 Test Voltage:: 120V/60Hz
 Remark: Temp 23 Humi:58%
 Test Standard: FCC 15.247
 Tested By: Kei Zhang
 Reviewed By: Terry Yin



Critical Freqs

Frequency (MHz)	MaxPeak (dBµV/m)	Average (dBµV/m)	Limit (dBµV/m)	Margin (dB)	Height (cm)	Pol	Azimuth (deg)	Corr. (dB/m)
4880.000000	53.81	---	74.00	20.19	100.0	H	55.0	11.8
4880.000000	---	46.89	54.00	7.11	100.0	H	55.0	11.8

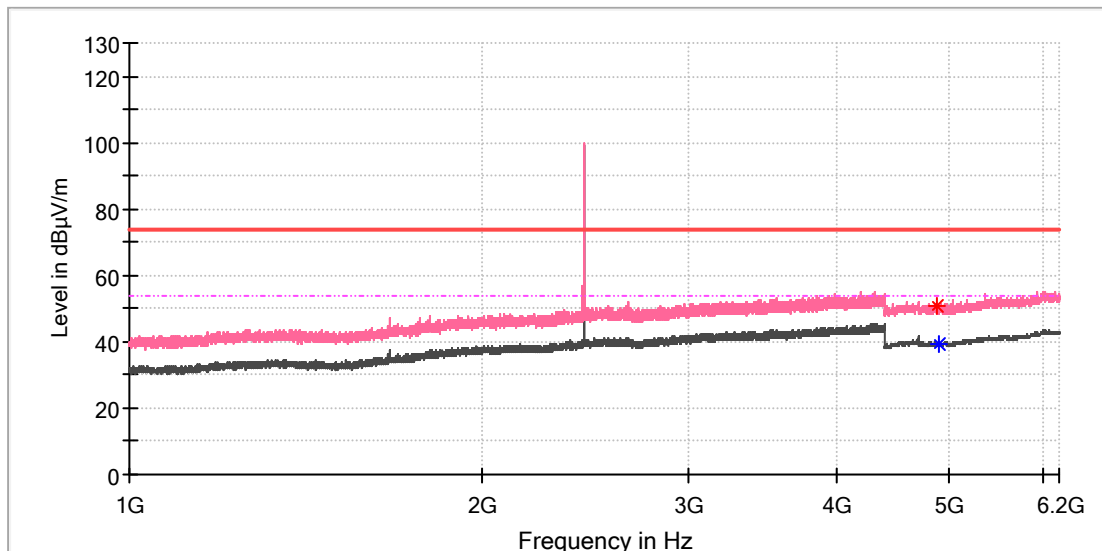
Final Result

Frequency (MHz)	MaxPeak (dBµV/m)	Limit (dBµV/m)	Margin (dB)	Height (cm)	Pol	Azimuth (deg)	Corr. (dB/m)
---	---	---	---	---		---	---

Test Report

EUT Information

EUT Name: RichMedia Box
 Model: ZXV10 B866V2-H
 Test Mode: BLE 1M_Mid channel
 Order No/Sample No: 168349697/A003194305-001
 Test Voltage:: 120V/60Hz
 Remark: Temp 23 Humi:58%
 Test Standard: FCC 15.247
 Tested By: Kei Zhang
 Reviewed By: Terry Yin



Critical Freqs

Frequency (MHz)	MaxPeak (dBµV/m)	Average (dBµV/m)	Limit (dBµV/m)	Margin (dB)	Height (cm)	Pol	Azimuth (deg)	Corr. (dB/m)
4878.000000	50.84	---	74.00	23.16	100.0	V	130.0	11.8
4891.000000	---	39.41	54.00	14.59	100.0	V	44.0	11.8

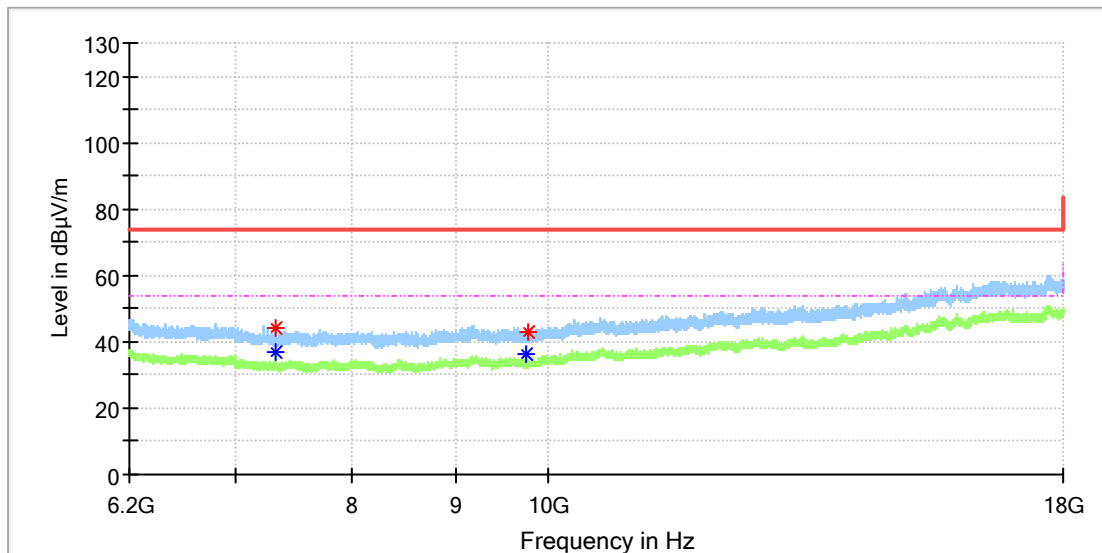
Final Result

Frequency (MHz)	MaxPeak (dBµV/m)	Limit (dBµV/m)	Margin (dB)	Height (cm)	Pol	Azimuth (deg)	Corr. (dB/m)
---	---	---	---	---		---	---

Test Report

EUT Information

EUT Name: RichMedia Box
 Model: ZXV10 B866V2-H
 Test Mode: BLE 1M_Mid channel
 Order No/Sample No: 168349697/A003194305-001
 Test Voltage:: 120V/60Hz
 Remark: Temp 23 Humi:58%
 Test Standard: FCC 15.247
 Tested By: Kei Zhang
 Reviewed By: Terry Yin



Critical Freqs

Frequency (MHz)	MaxPeak (dBµV/m)	Average (dBµV/m)	Limit (dBµV/m)	Margin (dB)	Height (cm)	Pol	Azimuth (deg)	Corr. (dB/m)
7320.016667	43.91	---	74.00	30.09	100.0	H	69.0	8.2
7320.016667	---	36.88	54.00	17.12	100.0	H	69.0	8.2
9760.158333	---	36.23	54.00	17.77	100.0	H	0.0	10.4
9775.400000	43.19	---	74.00	30.81	100.0	H	277.0	10.4

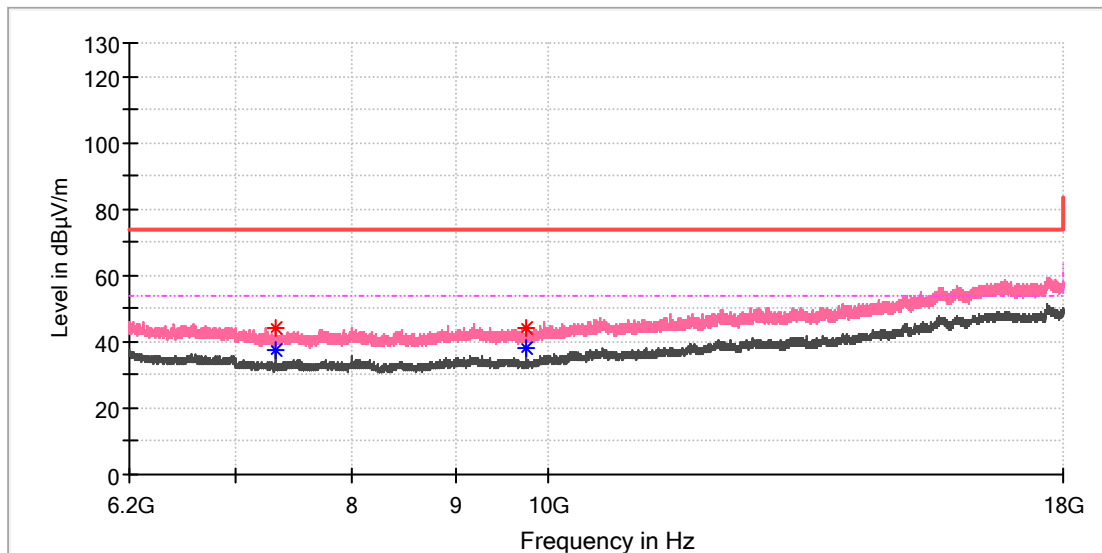
Final Result

Frequency (MHz)	MaxPeak (dBµV/m)	Limit (dBµV/m)	Margin (dB)	Height (cm)	Pol	Azimuth (deg)	Corr. (dB/m)
---	---	---	---	---		---	---

Test Report

EUT Information

EUT Name:	RichMedia Box
Model:	ZXV10 B866V2-H
Test Mode:	BLE 1M_Mid channel
Order No/Sample No:	168349697/A003194305-001
Test Voltage::	120V/60Hz
Remark:	Temp 23 Humi:58%
Test Standard:	FCC 15.247
Tested By:	Kei Zhang
Reviewed By:	Terry Yin



Critical Freqs

Frequency (MHz)	MaxPeak (dBµV/m)	Average (dBµV/m)	Limit (dBµV/m)	Margin (dB)	Height (cm)	Pol	Azimuth (deg)	Corr. (dB/m)
7319.525000	---	37.23	54.00	16.77	100.0	V	226.0	8.2
7320.016667	43.93	---	74.00	30.07	100.0	V	226.0	8.2
9760.158333	44.29	---	74.00	29.71	100.0	V	226.0	10.4
9760.158333	---	37.89	54.00	16.11	100.0	V	226.0	10.4

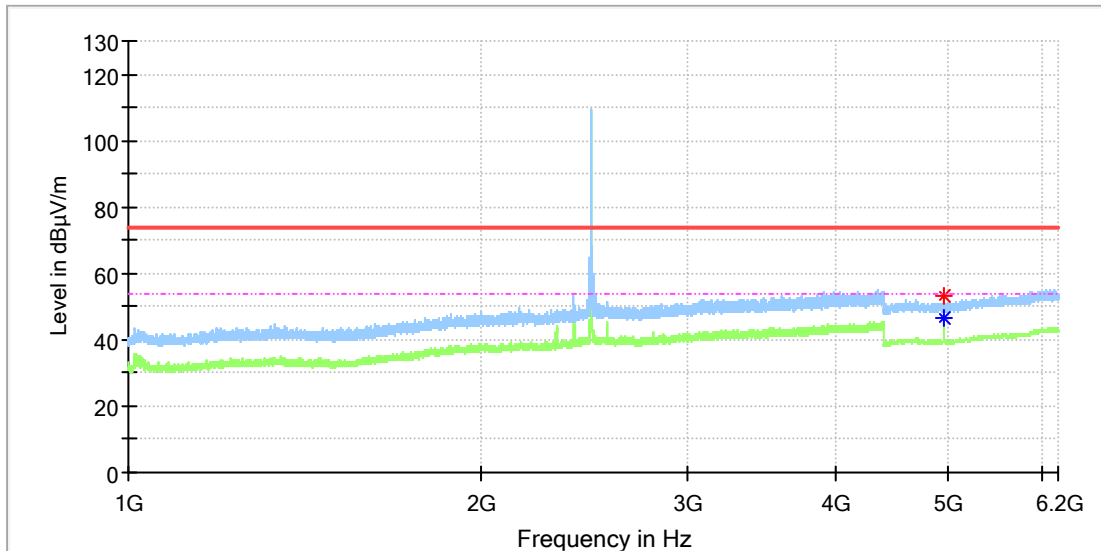
Final Result

Frequency (MHz)	MaxPeak (dBµV/m)	Limit (dBµV/m)	Margin (dB)	Height (cm)	Pol	Azimuth (deg)	Corr. (dB/m)
---	---	---	---	---		---	---

Test Report

EUT Information

EUT Name: RichMedia Box
 Model: ZXV10 B866V2-H
 Test Mode: BLE 1M_High channel
 Order No/Sample No: 168349697/A003194305-001
 Test Voltage:: 120V/60Hz
 Remark: Temp 23 Humi:58%
 Test Standard: FCC 15.247
 Tested By: Kei Zhang
 Reviewed By: Terry Yin



Critical Freqs

Frequency (MHz)	MaxPeak (dBµV/m)	Average (dBµV/m)	Limit (dBµV/m)	Margin (dB)	Height (cm)	Pol	Azimuth (deg)	Corr. (dB/m)
4960.000000	---	46.46	54.00	7.54	100.0	H	64.0	11.8
4960.500000	53.15	---	74.00	20.85	100.0	H	64.0	11.8

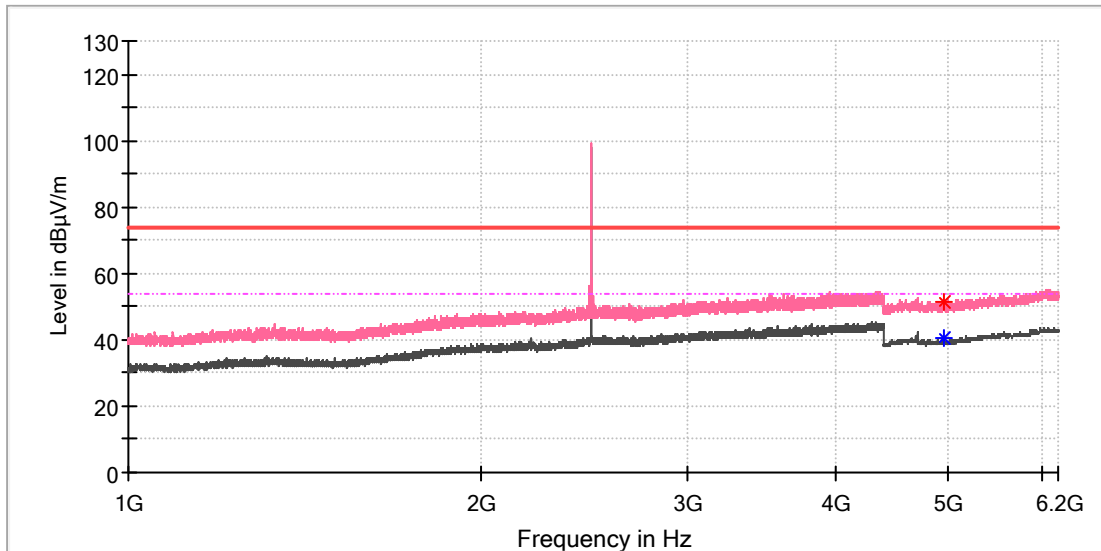
Final Result

Frequency (MHz)	MaxPeak (dBµV/m)	Limit (dBµV/m)	Margin (dB)	Height (cm)	Pol	Azimuth (deg)	Corr. (dB/m)
---	---	---	---	---		---	---

Test Report

EUT Information

EUT Name: RichMedia Box
 Model: ZXV10 B866V2-H
 Test Mode: BLE 1M_High channel
 Order No/Sample No: 168349697/A003194305-001
 Test Voltage:: 120V/60Hz
 Remark: Temp 23 Humi:58%
 Test Standard: FCC 15.247
 Tested By: Kei Zhang
 Reviewed By: Terry Yin



Critical Freqs

Frequency (MHz)	MaxPeak (dBµV/m)	Average (dBµV/m)	Limit (dBµV/m)	Margin (dB)	Height (cm)	Pol	Azimuth (deg)	Corr. (dB/m)
4954.500000	51.16	---	74.00	22.84	100.0	V	253.0	11.8
4960.000000	---	40.55	54.00	13.45	100.0	V	247.0	11.8

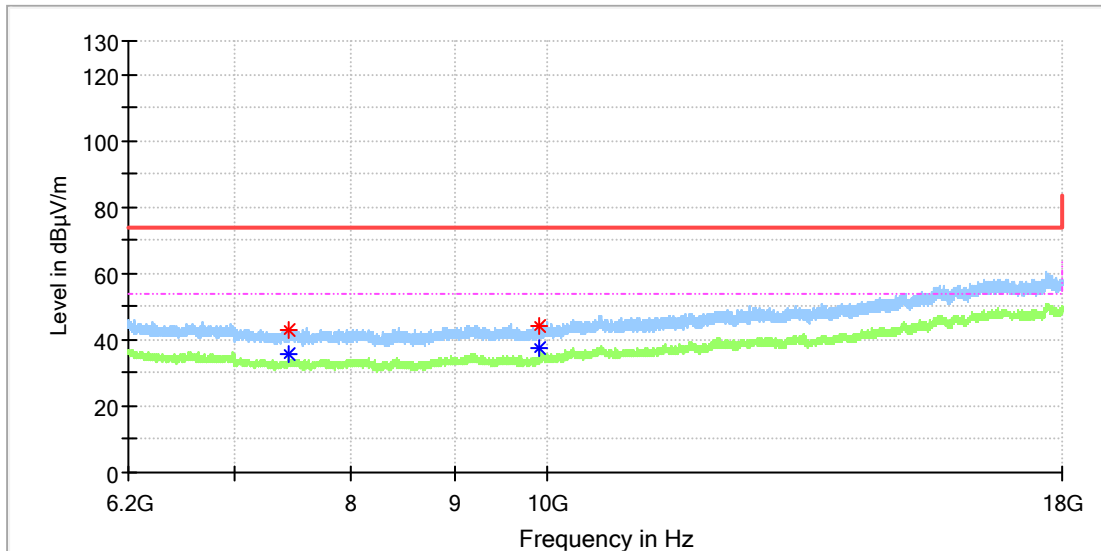
Final Result

Frequency (MHz)	MaxPeak (dBµV/m)	Limit (dBµV/m)	Margin (dB)	Height (cm)	Pol	Azimuth (deg)	Corr. (dB/m)
---	---	---	---	---		---	---

Test Report

EUT Information

EUT Name: RichMedia Box
 Model: ZXV10 B866V2-H
 Test Mode: BLE 1M_High channel
 Order No/Sample No: 168349697/A003194305-001
 Test Voltage:: 120V/60Hz
 Remark: Temp 23 Humi:58%
 Test Standard: FCC 15.247
 Tested By: Kei Zhang
 Reviewed By: Terry Yin



Critical Freqs

Frequency (MHz)	MaxPeak (dBµV/m)	Average (dBµV/m)	Limit (dBµV/m)	Margin (dB)	Height (cm)	Pol	Azimuth (deg)	Corr. (dB/m)
7439.000000	42.87	---	74.00	31.13	100.0	H	64.0	8.4
7440.475000	---	35.79	54.00	18.21	100.0	H	52.0	8.4
9911.100000	43.86	---	74.00	30.14	100.0	H	87.0	10.8
9919.950000	---	37.53	54.00	16.47	100.0	H	243.0	10.8

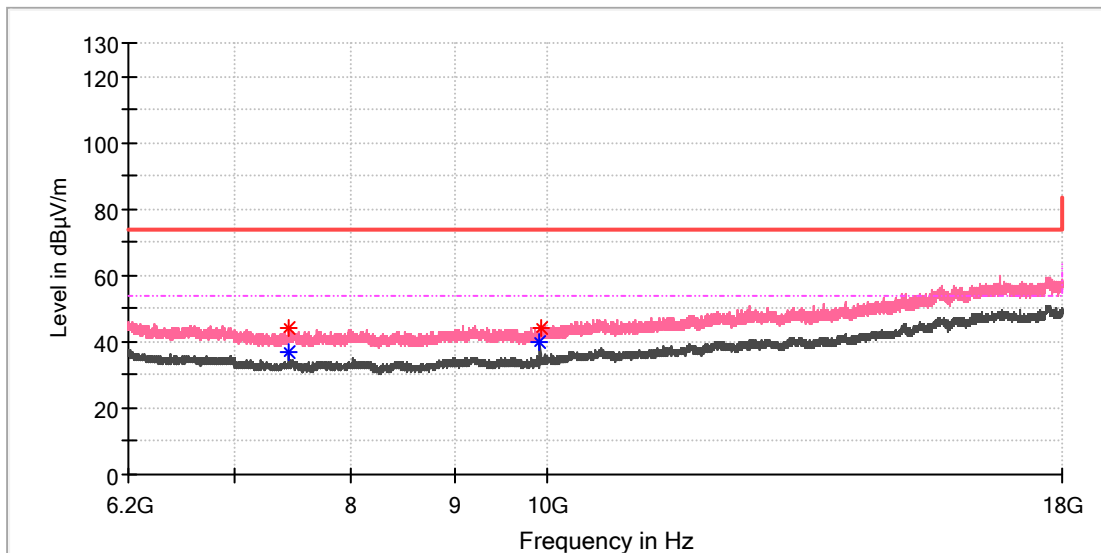
Final Result

Frequency (MHz)	MaxPeak (dBµV/m)	Limit (dBµV/m)	Margin (dB)	Height (cm)	Pol	Azimuth (deg)	Corr. (dB/m)
---	---	---	---	---		---	---

Test Report

EUT Information

EUT Name: RichMedia Box
 Model: ZXV10 B866V2-H
 Test Mode: BLE 1M_High channel
 Order No/Sample No: 168349697/A003194305-001
 Test Voltage:: 120V/60Hz
 Remark: Temp 23 Humi:58%
 Test Standard: FCC 15.247
 Tested By: Kei Zhang
 Reviewed By: Terry Yin



Critical Freqs

Frequency (MHz)	MaxPeak (dBµV/m)	Average (dBµV/m)	Limit (dBµV/m)	Margin (dB)	Height (cm)	Pol	Azimuth (deg)	Corr. (dB/m)
7439.983333	44.37	---	74.00	29.63	100.0	V	230.0	8.4
7439.983333	---	37.17	54.00	16.83	100.0	V	230.0	8.4
9919.950000	---	40.03	54.00	13.97	100.0	V	242.0	10.8
9920.441667	44.34	---	74.00	29.66	100.0	V	255.0	10.8

Final Result

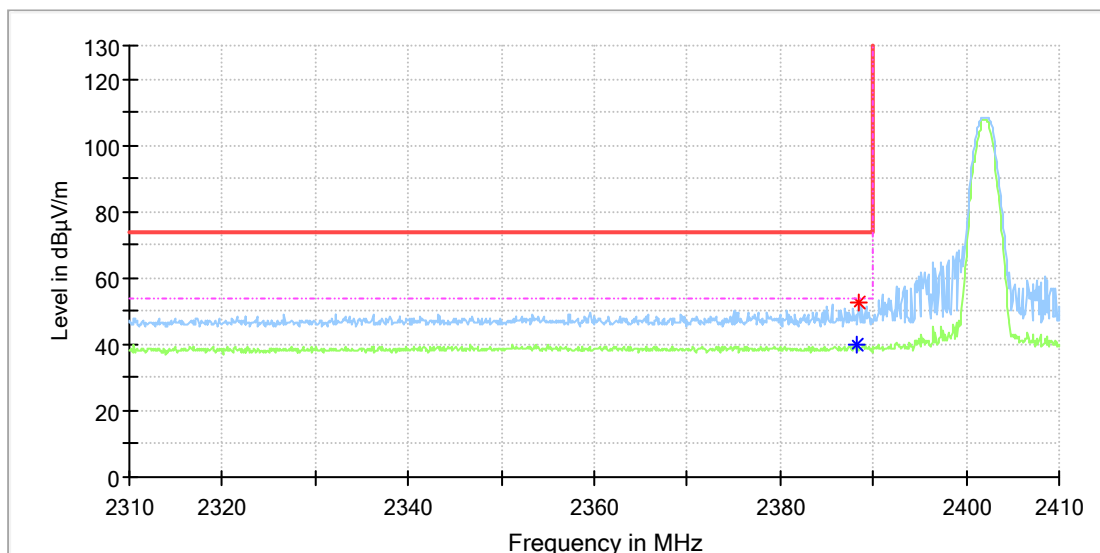
Frequency (MHz)	MaxPeak (dBµV/m)	Limit (dBµV/m)	Margin (dB)	Height (cm)	Pol	Azimuth (deg)	Corr. (dB/m)
---	---	---	---	---		---	---

Appendix B.6: Test Results of Radiated Emissions in Restricted Bands

Test Report

EUT Information

EUT Name:	RichMedia Box
Model:	ZXV10 B866V2-H
Test Mode:	BLE 1M_Low channel
Order No/Sample No:	168349697/A003194305-001
Test Voltage::	120V/60Hz
Remark:	Temp 23 Humi:58%
Test Standard:	FCC 15.247
Tested By:	Kei Zhang
Reviewed By:	Terry Yin



Critical Freqs

Frequency (MHz)	MaxPeak (dBμV/m)	Average (dBμV/m)	Limit (dBμV/m)	Margin (dB)	Height (cm)	Pol	Azimuth (deg)	Corr. (dB/m)
2388.200000	---	39.63	54.00	14.37	100.0	H	276.0	7.0
2388.500000	52.79	---	74.00	21.21	100.0	H	324.0	7.0

Final Result

Frequency (MHz)	MaxPeak (dBμV/m)	Limit (dBμV/m)	Margin (dB)	Height (cm)	Pol	Azimuth (deg)	Corr. (dB/m)
---	---	---	---	---		---	---

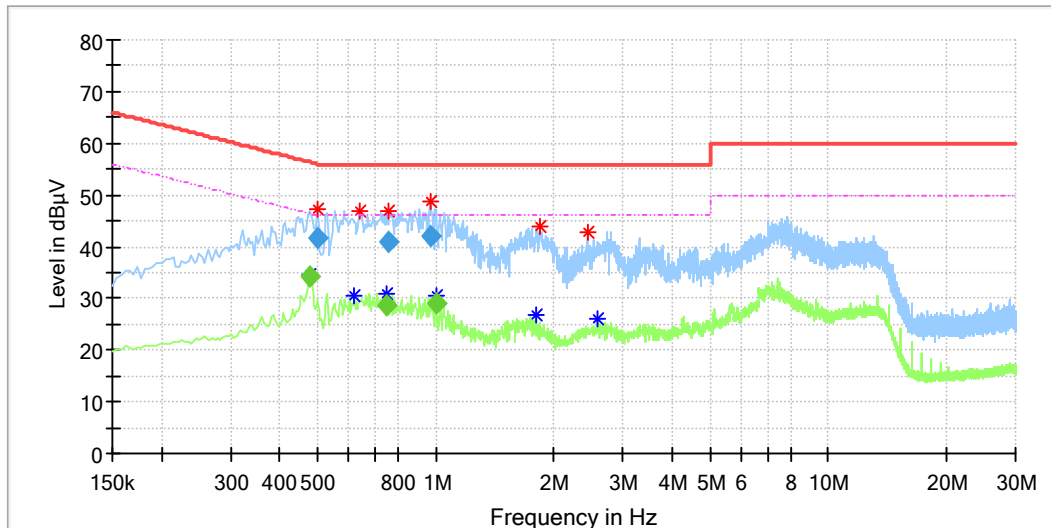
Appendix B.7: Test Results of Conducted Emission

Note: We tested four adapter and recorded the wose case data in the report.

Test Report

EUT Information

EUT Name:	RichMedia Box
Order No:	168349697
Model:	ZXV10 B866V2-H
Test Mode:	BT operation
Test Voltage:	AC 120V/60Hz
Test By:	Mac Xie
Review By:	Gary Chen
Remark:	Adapter Model:UWP-12W-1210S



Critical Freqs

Frequency (MHz)	MaxPeak (dBµV)	Average (dBµV)	Limit (dBµV)	Margin (dB)	Line	Corr. (dB)
0.476500	---	34.58	46.37	11.79	L1	9.7
0.500000	47.28	---	56.03	8.75	L1	9.7
0.620000	---	30.36	46.00	15.64	L1	9.7
0.640000	46.83	---	56.00	9.17	L1	9.7
0.746500	---	30.88	46.00	15.12	L1	9.7
0.754500	46.74	---	56.00	9.26	L1	9.7
0.970500	48.86	---	56.00	7.14	L1	9.7
1.002500	---	30.47	46.00	15.53	L1	9.7
1.796000	---	26.78	46.00	19.22	L1	9.8
1.844000	43.92	---	56.00	12.08	L1	9.8
2.428000	42.79	---	56.00	13.21	L1	9.9
2.584000	---	26.02	46.00	19.98	L1	9.9

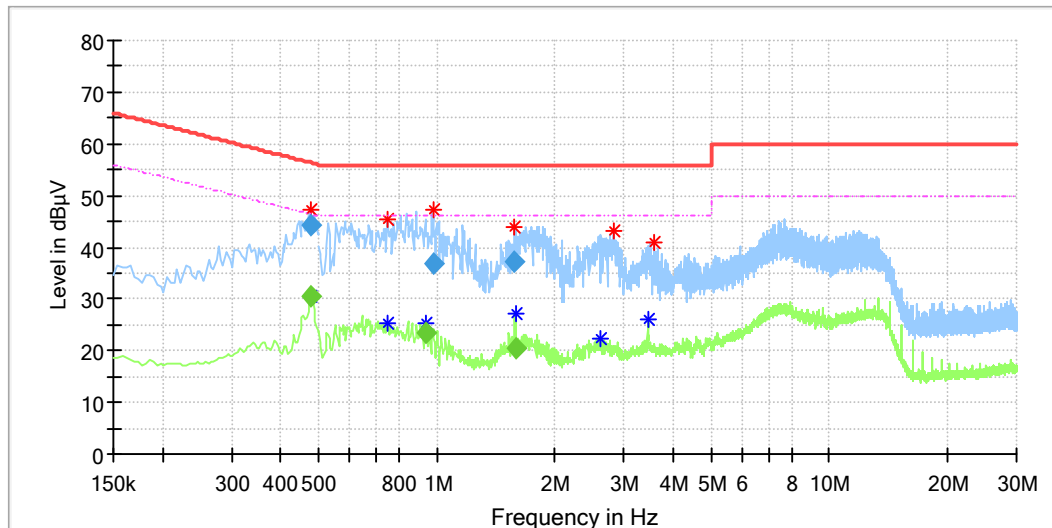
Final Result

Frequency (MHz)	QuasiPeak (dBµV)	Average (dBµV)	Limit (dBµV)	Margin (dB)	Meas. Time (ms)	Bandwidth (kHz)	Line	Corr. (dB)
0.476500	---	34.37	46.40	12.03	1000.0	9.000	L1	9.7
0.500000	41.74	---	56.00	14.26	1000.0	9.000	L1	9.7
0.746500	---	28.79	46.00	17.21	1000.0	9.000	L1	9.7
0.754500	41.06	---	56.00	14.94	1000.0	9.000	L1	9.7
0.970500	42.19	---	56.00	13.81	1000.0	9.000	L1	9.7
1.002500	---	29.21	46.00	16.79	1000.0	9.000	L1	9.7

Test Report

EUT Information

EUT Name: RichMedia Box
 Order No: 168349697
 Model: ZXV10 B866V2-H
 Test Mode: BT operation
 Test Voltage: AC 120V/60Hz
 Test By: Mac Xie
 Review By: Gary Chen
 Remark: Adapter Model:UWP-12W-1210S



Critical Freqs

Frequency (MHz)	MaxPeak (dBµV)	Average (dBµV)	Limit (dBµV)	Margin (dB)	Line	Corr. (dB)
0.480500	47.23	---	56.31	9.07	N	9.7
0.480500	---	30.56	46.37	15.82	N	9.7
0.748000	45.50	---	56.00	10.50	N	9.7
0.752000	---	25.26	46.00	20.74	N	9.7
0.934500	---	25.18	46.00	20.82	N	9.7
0.985500	47.21	---	56.00	8.79	N	9.7
1.582500	43.97	---	56.00	12.03	N	9.7
1.586500	---	27.04	46.00	18.96	N	9.7
2.608000	---	22.34	46.00	23.66	N	9.9
2.812000	43.26	---	56.00	12.74	N	9.9
3.448000	---	25.89	46.00	20.11	N	9.9
3.580000	40.86	---	56.00	15.14	N	9.9

Final Result

Frequency (MHz)	QuasiPeak (dBµV)	Average (dBµV)	Limit (dBµV)	Margin (dB)	Meas. Time (ms)	Bandwidth (kHz)	Line	Corr. (dB)
0.480500	---	30.42	46.33	15.91	1000.0	9.000	N	9.7
0.480500	44.45	---	56.33	11.88	1000.0	9.000	N	9.7
0.934500	---	23.58	46.00	22.42	1000.0	9.000	N	9.7
0.985500	36.95	---	56.00	19.05	1000.0	9.000	N	9.7
1.582500	37.31	---	56.00	18.69	1000.0	9.000	N	9.7
1.586500	---	20.47	46.00	25.53	1000.0	9.000	N	9.7