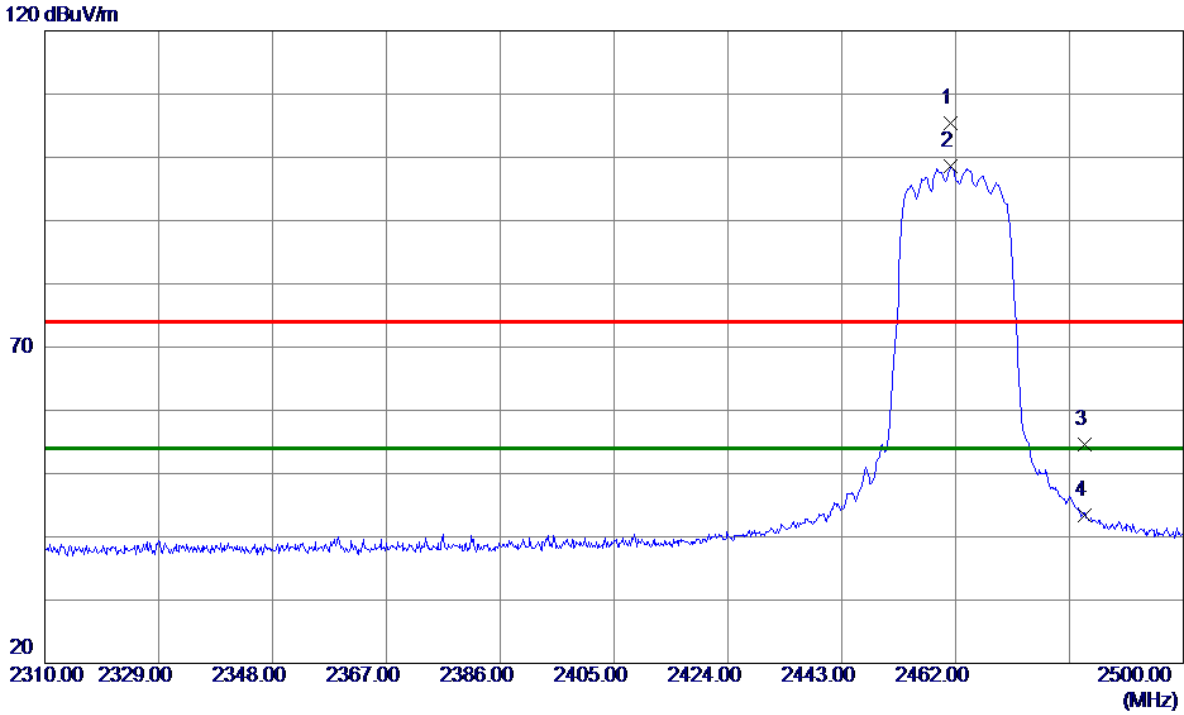


Test Mode	TX N(HT20) Mode 2462 MHz	Polarization	Horizontal
-----------	--------------------------	--------------	------------



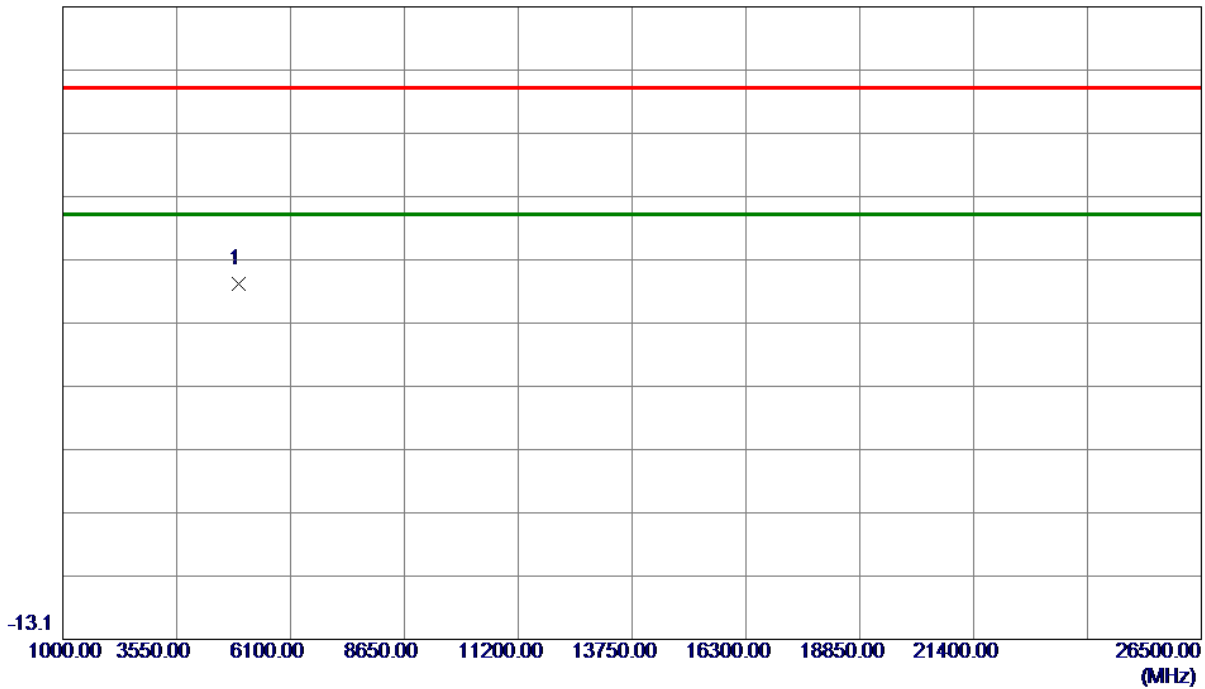
No.	Freq. MHz	Reading Level dBuV/m	Correct Factor dB	Measure ment dBuV/m	Limit dBuV/m	Margin dB	Detector	Comment
1	2461.2400	73.70	31.71	105.41	74.00	31.41	Peak	NO Limit
2 *	2461.2400	66.93	31.71	98.64	54.00	44.64	AVG	NO Limit
3	2483.5000	22.82	31.71	54.53	74.00	-19.47	Peak	
4	2483.5000	11.77	31.71	43.48	54.00	-10.52	AVG	

REMARKS:

- (1) Measurement Value = Reading Level + Correct Factor.
- (2) Margin Level = Measurement Value - Limit Value.

Test Mode	TX N(HT20) Mode 2462 MHz	Polarization	Horizontal
-----------	--------------------------	--------------	------------

86.9 dBuV/m

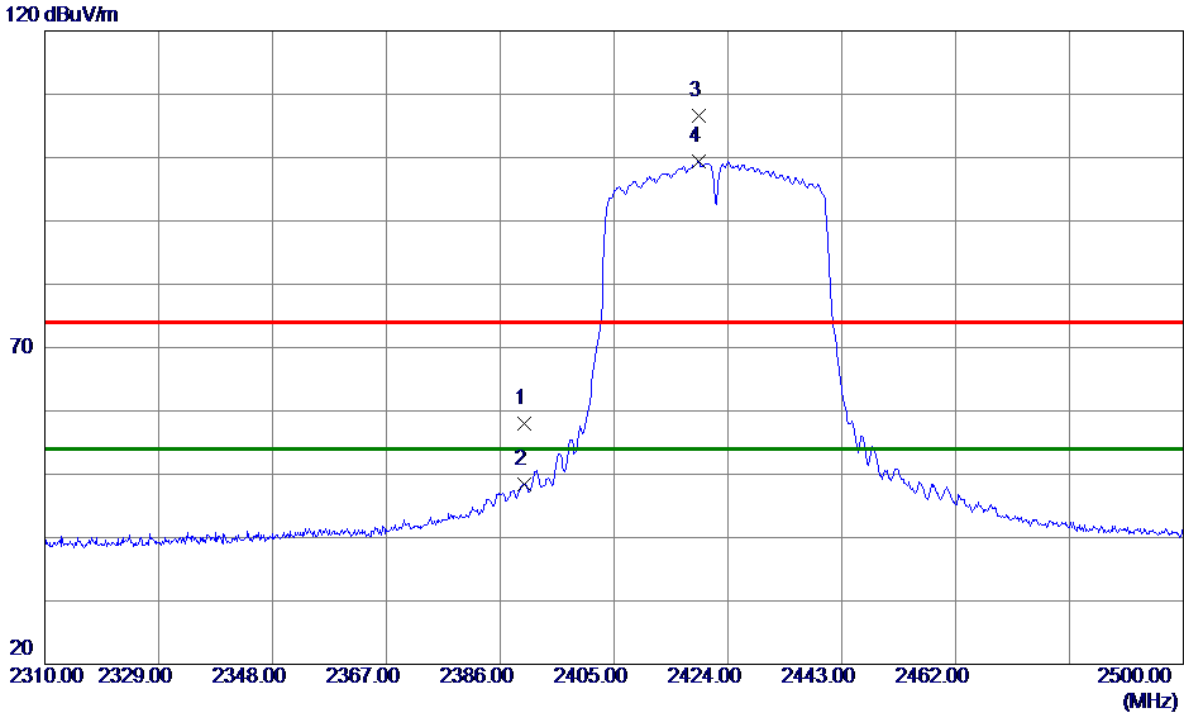


No.	Freq. MHz	Reading Level dBuV/m	Correct Factor dB	Measure ment dBuV/m	Limit dBuV/m	Margin dB	Detector	Comment
1 *	4924.4500	59.95	-16.77	43.18	74.00	-30.82	Peak	

REMARKS:

- (1) Measurement Value = Reading Level + Correct Factor.
- (2) Margin Level = Measurement Value - Limit Value.

Test Mode	TX N(HT40) Mode 2422 MHz	Polarization	Vertical
-----------	--------------------------	--------------	----------



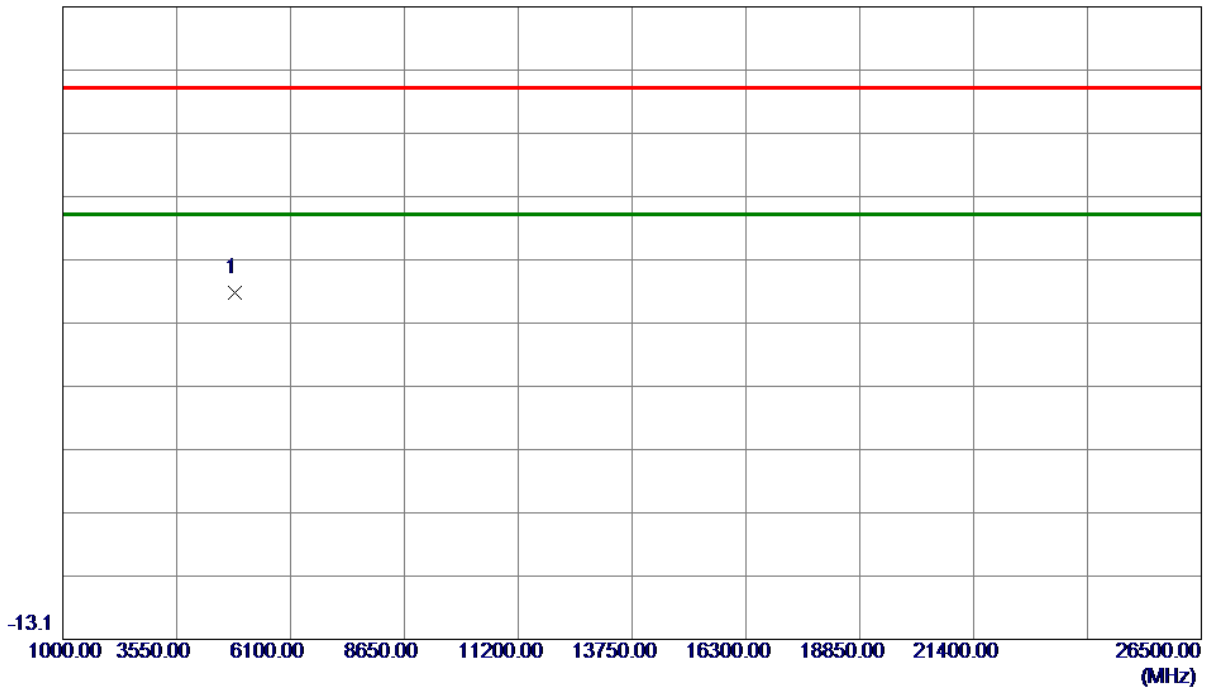
No.	Freq. MHz	Reading Level dBuV/m	Correct Factor dB	Measure ment dBuV/m	Limit dBuV/m	Margin dB	Detector	Comment
1	2390.0000	26.21	31.74	57.95	74.00	-16.05	Peak	
2	2390.0000	16.58	31.74	48.32	54.00	-5.68	AVG	
3	2419.0600	74.80	31.72	106.52	74.00	32.52	Peak	NO Limit
4 *	2419.0600	67.68	31.72	99.40	54.00	45.40	AVG	NO Limit

REMARKS:

- (1) Measurement Value = Reading Level + Correct Factor.
- (2) Margin Level = Measurement Value - Limit Value.

Test Mode	TX N(HT40) Mode 2422 MHz	Polarization	Vertical
-----------	--------------------------	--------------	----------

86.9 dBuV/m

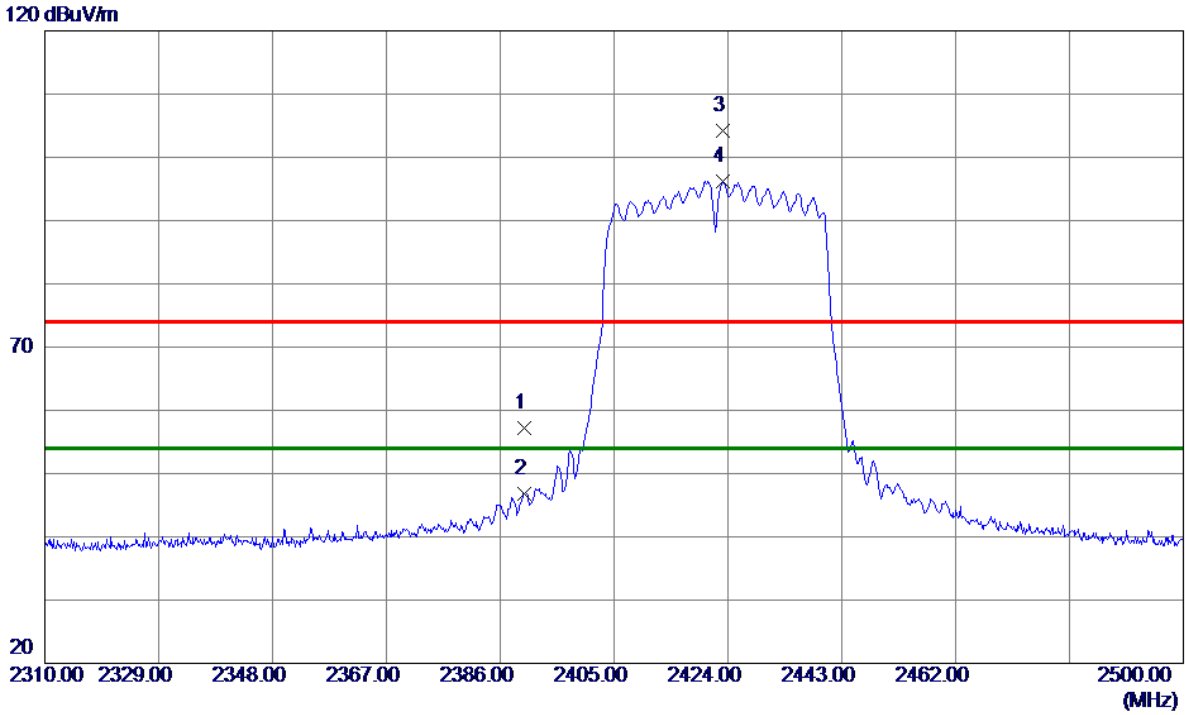


No.	Freq. MHz	Reading Level dBuV/m	Correct Factor dB	Measure ment dBuV/m	Limit dBuV/m	Margin dB	Detector	Comment
1 *	4846.6750	58.61	-16.95	41.66	74.00	-32.34	Peak	

REMARKS:

- (1) Measurement Value = Reading Level + Correct Factor.
- (2) Margin Level = Measurement Value - Limit Value.

Test Mode	TX N(HT40) Mode 2422 MHz	Polarization	Horizontal
-----------	--------------------------	--------------	------------



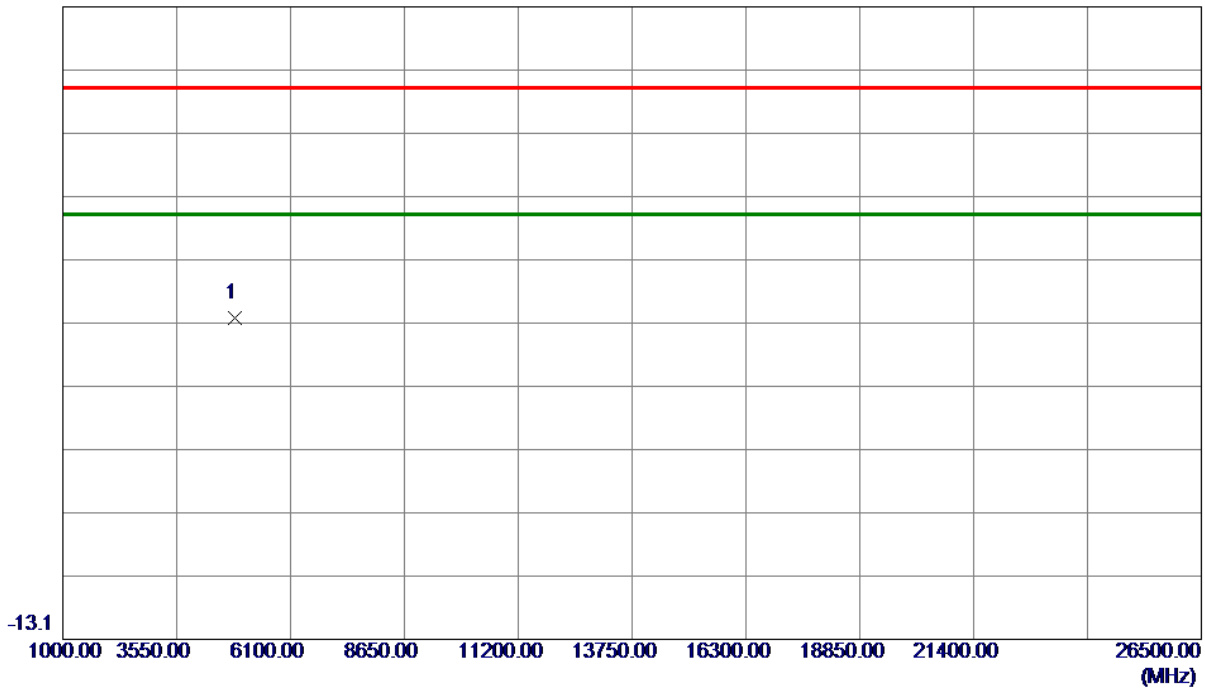
No.	Freq. MHz	Reading Level dBuV/m	Correct Factor dB	Measure ment dBuV/m	Limit dBuV/m	Margin dB	Detector	Comment
1	2390.0000	25.49	31.74	57.23	74.00	-16.77	Peak	
2	2390.0000	15.08	31.74	46.82	54.00	-7.18	AVG	
3	2423.1450	72.41	31.72	104.13	74.00	30.13	Peak	NO Limit
4 *	2423.1450	64.55	31.72	96.27	54.00	42.27	AVG	NO Limit

REMARKS:

- (1) Measurement Value = Reading Level + Correct Factor.
- (2) Margin Level = Measurement Value - Limit Value.

Test Mode	TX N(HT40) Mode 2422 MHz	Polarization	Horizontal
-----------	--------------------------	--------------	------------

86.9 dBuV/m

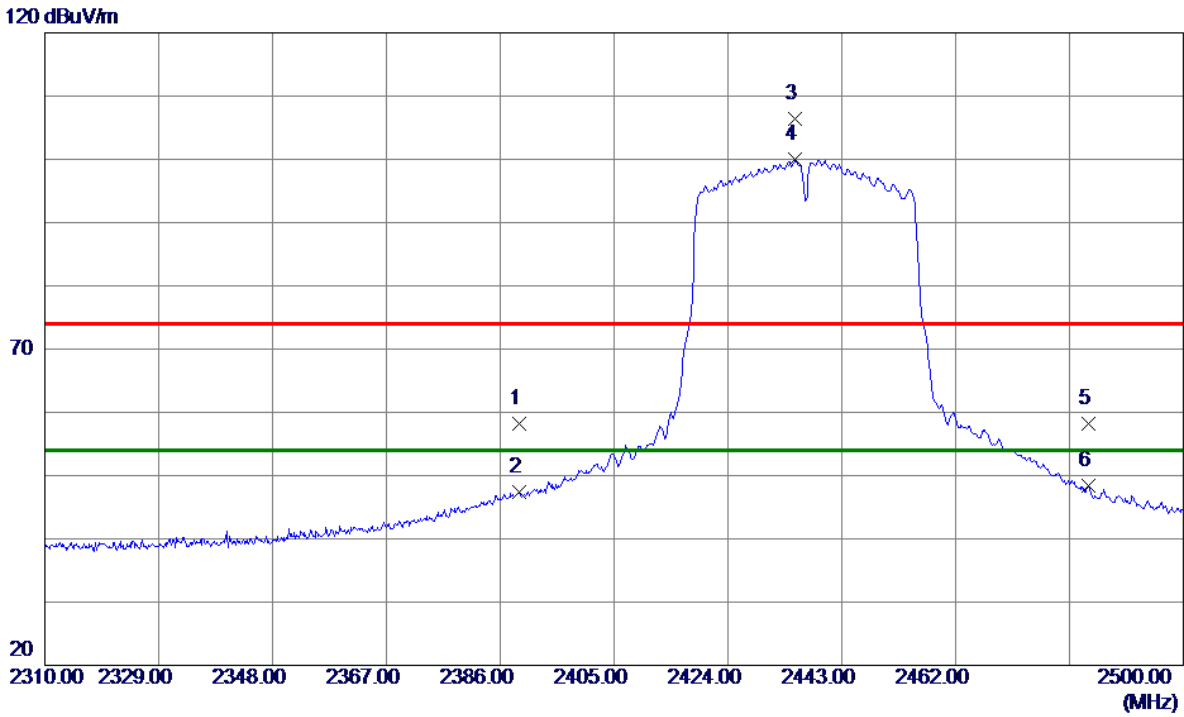


No.	Freq. MHz	Reading Level dBuV/m	Correct Factor dB	Measure ment dBuV/m	Limit dBuV/m	Margin dB	Detector	Comment
1 *	4849.2250	54.59	-16.94	37.65	74.00	-36.35	Peak	

REMARKS:

- (1) Measurement Value = Reading Level + Correct Factor.
- (2) Margin Level = Measurement Value - Limit Value.

Test Mode	TX N(HT40) Mode 2437 MHz	Polarization	Vertical
-----------	--------------------------	--------------	----------



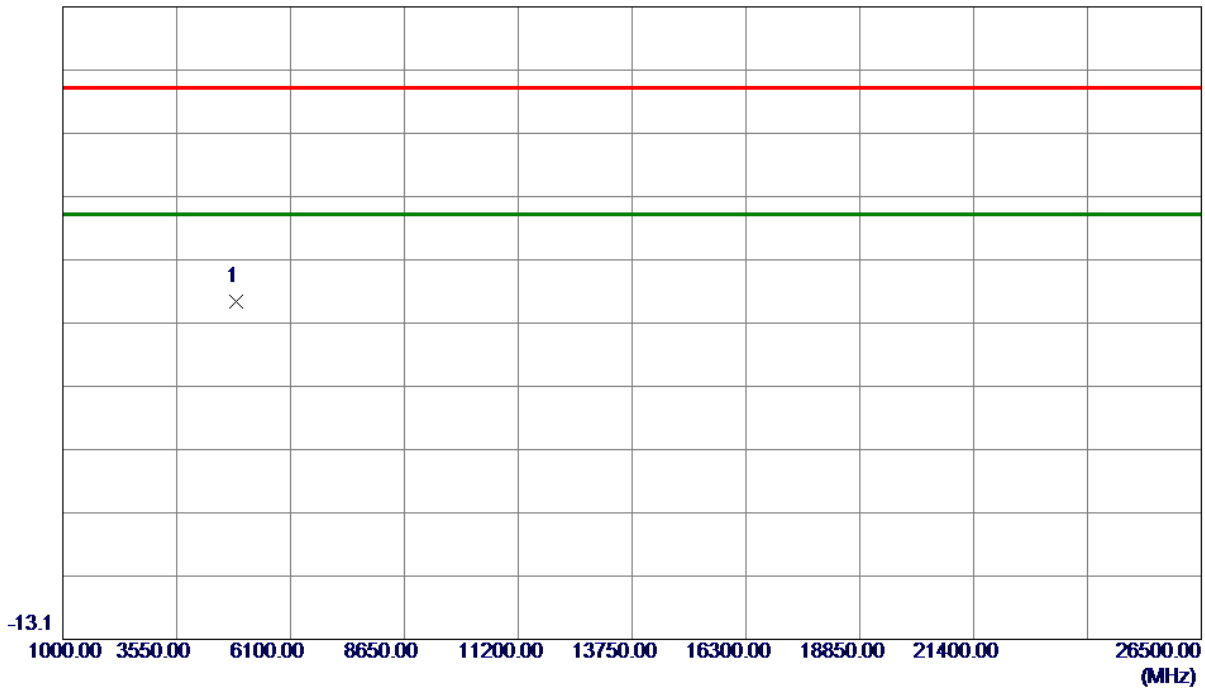
No.	Freq. MHz	Reading Level dBuV/m	Correct Factor dB	Measure ment dBuV/m	Limit dBuV/m	Margin dB	Detector	Comment
1	2389.2300	26.38	31.74	58.12	74.00	-15.88	Peak	
2	2389.2300	15.62	31.74	47.36	54.00	-6.64	AVG	
3	2435.2100	74.66	31.72	106.38	74.00	32.38	Peak	NO Limit
4 *	2435.2100	68.23	31.72	99.95	54.00	45.95	AVG	NO Limit
5	2484.2300	26.42	31.71	58.13	74.00	-15.87	Peak	
6	2484.2300	16.74	31.71	48.45	54.00	-5.55	AVG	

REMARKS:

- (1) Measurement Value = Reading Level + Correct Factor.
- (2) Margin Level = Measurement Value - Limit Value.

Test Mode	TX N(HT40) Mode 2437 MHz	Polarization	Vertical
-----------	--------------------------	--------------	----------

86.9 dBuV/m

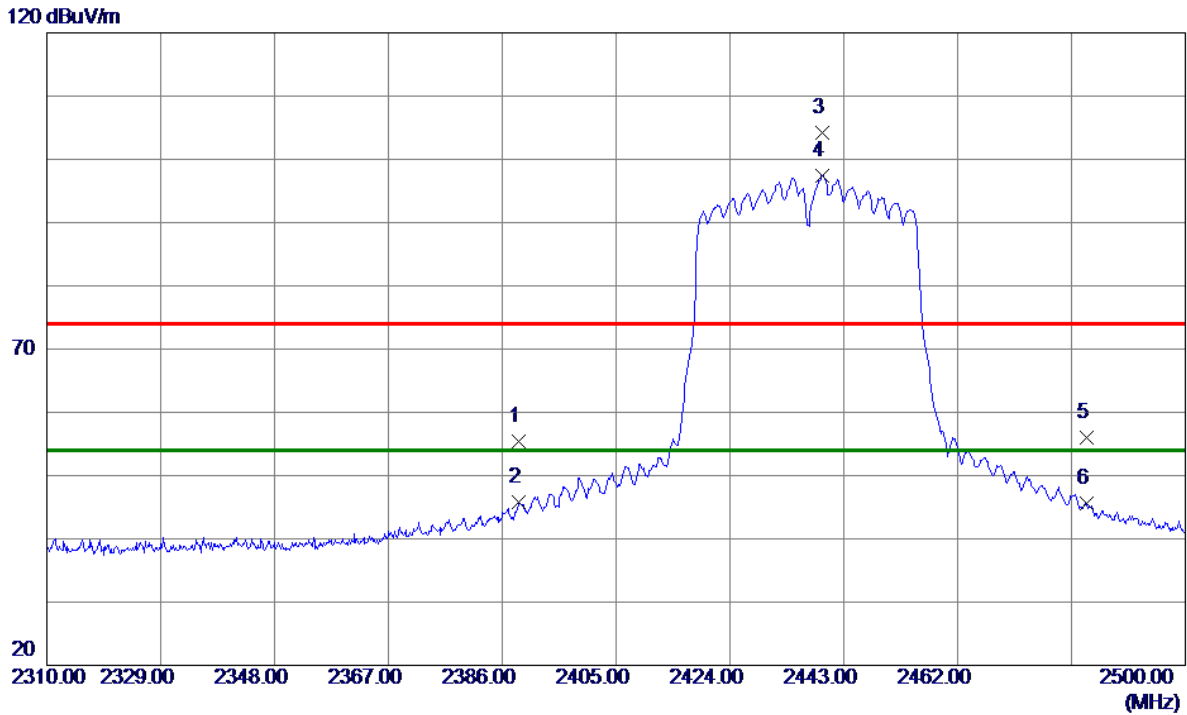


No.	Freq. MHz	Reading Level dBuV/m	Correct Factor dB	Measure ment dBuV/m	Limit dBuV/m	Margin dB	Detector	Comment
1 *	4870.9000	57.30	-16.91	40.39	74.00	-33.61	Peak	

REMARKS:

- (1) Measurement Value = Reading Level + Correct Factor.
- (2) Margin Level = Measurement Value - Limit Value.

Test Mode	TX N(HT40) Mode 2437 MHz	Polarization	Horizontal
-----------	--------------------------	--------------	------------



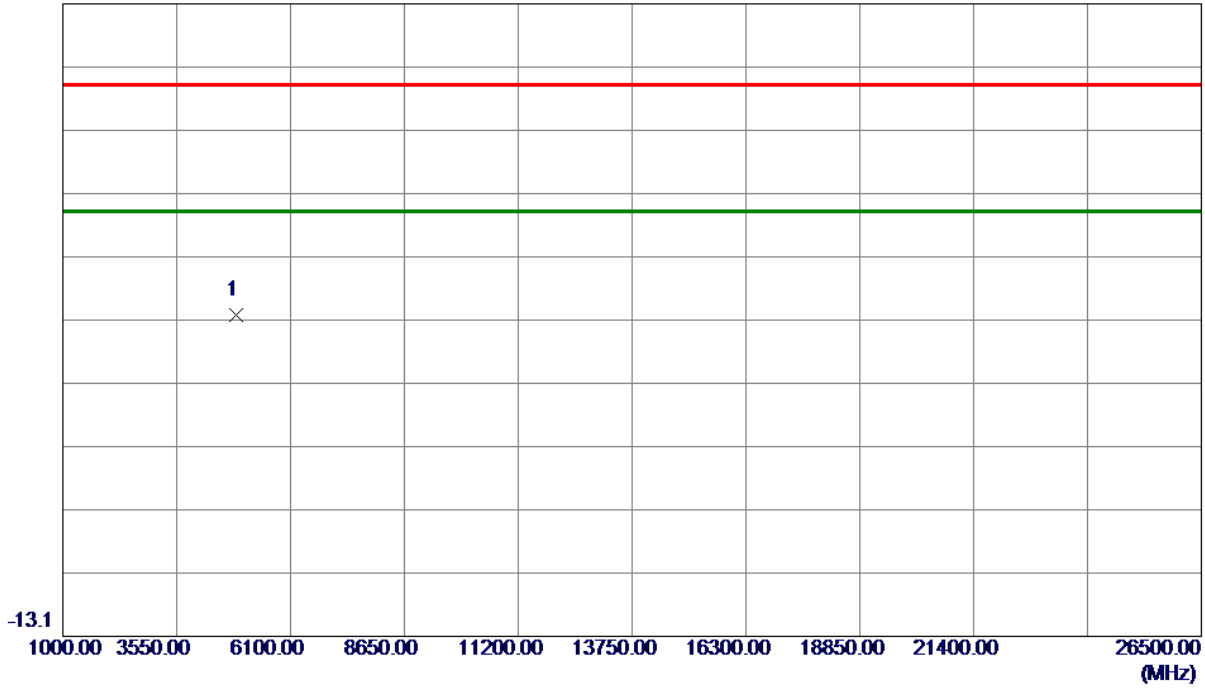
No.	Freq. MHz	Reading Level dBuV/m	Correct Factor dB	Measure ment dBuV/m	Limit dBuV/m	Margin dB	Detector	Comment
1	2388.8500	23.61	31.74	55.35	74.00	-18.65	Peak	
2	2388.8500	14.04	31.74	45.78	54.00	-8.22	AVG	
3	2439.3899	72.43	31.72	104.15	74.00	30.15	Peak	NO Limit
4 *	2439.3899	65.76	31.72	97.48	54.00	43.48	AVG	NO Limit
5	2483.4700	24.30	31.71	56.01	74.00	-17.99	Peak	
6	2483.4700	13.91	31.71	45.62	54.00	-8.38	AVG	

REMARKS:

- (1) Measurement Value = Reading Level + Correct Factor.
- (2) Margin Level = Measurement Value - Limit Value.

Test Mode	TX N(HT40) Mode 2437 MHz	Polarization	Horizontal
-----------	--------------------------	--------------	------------

86.9 dBuV/m

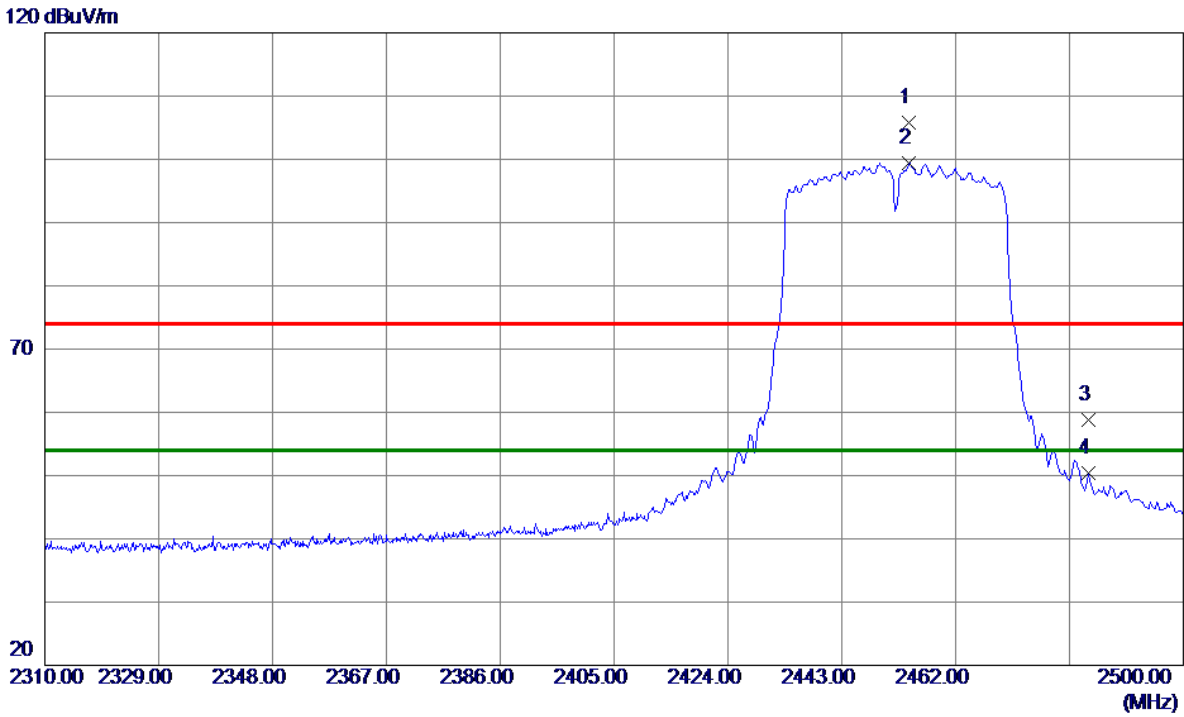


No.	Freq. MHz	Reading Level dBuV/m	Correct Factor dB	Measure ment dBuV/m	Limit dBuV/m	Margin dB	Detector	Comment
1 *	4874.0000	54.53	-16.91	37.62	74.00	-36.38	Peak	

REMARKS:

- (1) Measurement Value = Reading Level + Correct Factor.
- (2) Margin Level = Measurement Value - Limit Value.

Test Mode	TX N(HT40) Mode 2452 MHz	Polarization	Vertical
-----------	--------------------------	--------------	----------



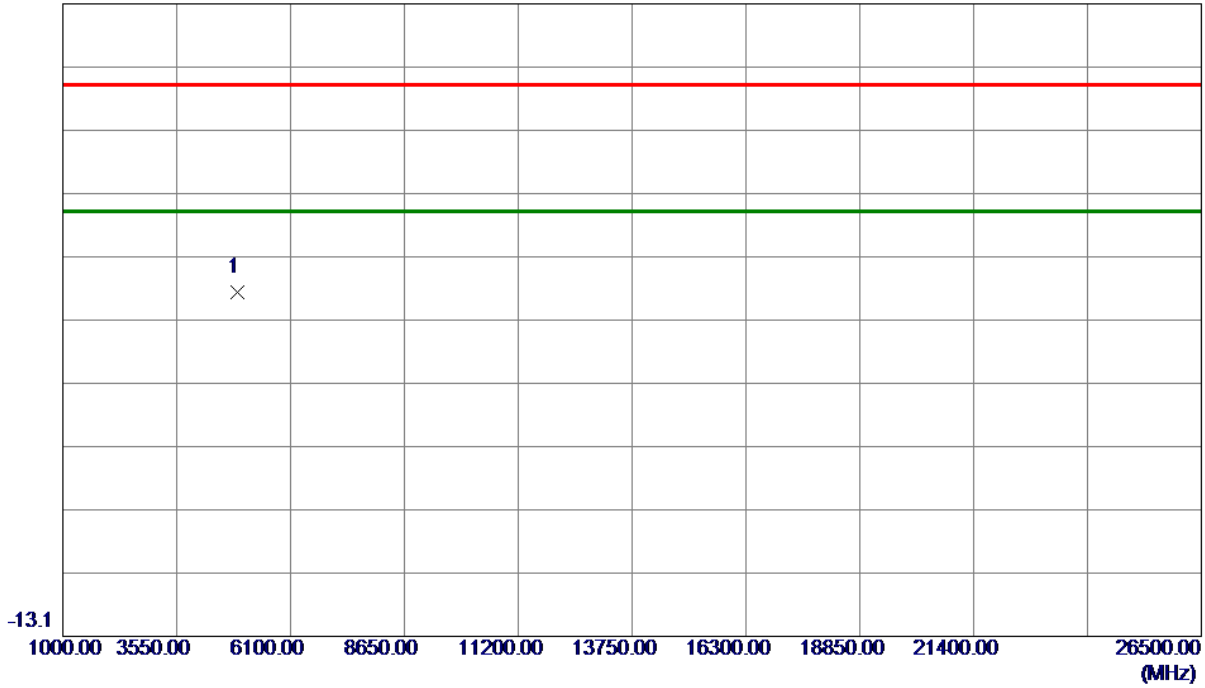
No.	Freq. MHz	Reading Level dBuV/m	Correct Factor dB	Measure ment dBuV/m	Limit dBuV/m	Margin dB	Detector	Comment
1	2454.2100	74.08	31.71	105.79	74.00	31.79	Peak	NO Limit
2 *	2454.2100	67.67	31.71	99.38	54.00	45.38	AVG	NO Limit
3	2484.2300	27.13	31.71	58.84	74.00	-15.16	Peak	
4	2484.2300	18.68	31.71	50.39	54.00	-3.61	AVG	

REMARKS:

- (1) Measurement Value = Reading Level + Correct Factor.
- (2) Margin Level = Measurement Value - Limit Value.

Test Mode	TX N(HT40) Mode 2452 MHz	Polarization	Vertical
-----------	--------------------------	--------------	----------

86.9 dBuV/m

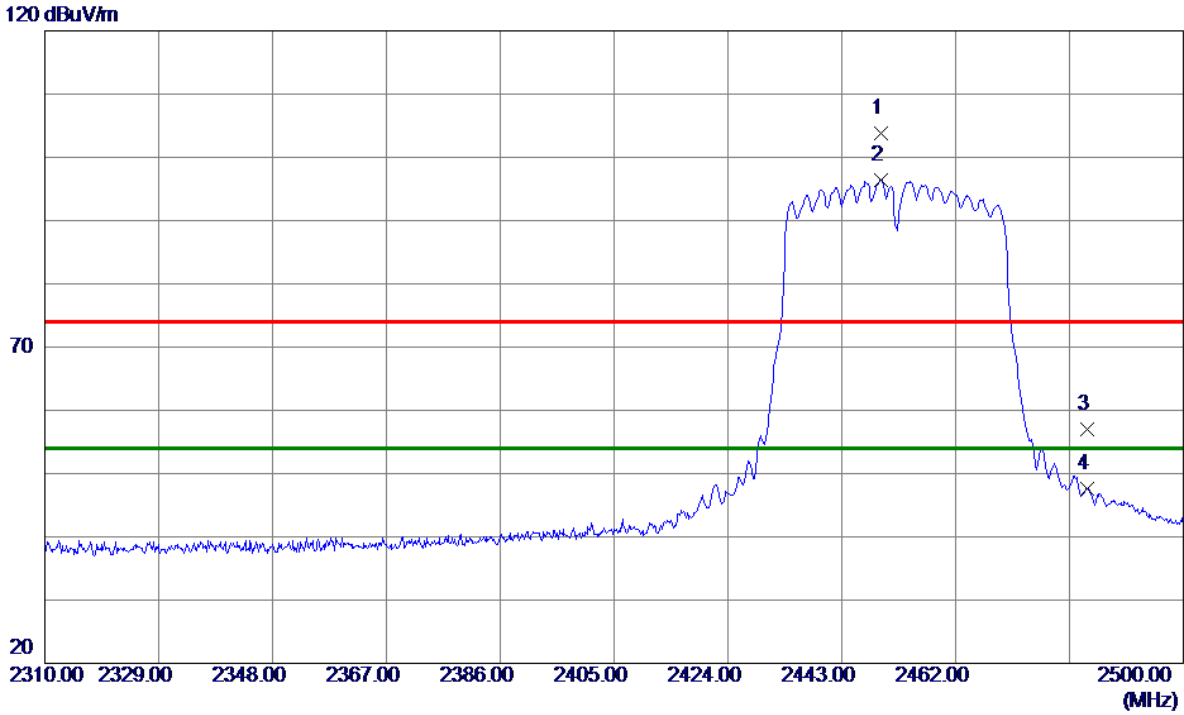


No.	Freq. MHz	Reading Level dBuV/m	Correct Factor dB	Measure ment dBuV/m	Limit dBuV/m	Margin dB	Detector	Comment
1 *	4910.4250	58.15	-16.82	41.33	74.00	-32.67	Peak	

REMARKS:

- (1) Measurement Value = Reading Level + Correct Factor.
- (2) Margin Level = Measurement Value - Limit Value.

Test Mode	TX N(HT40) Mode 2452 MHz	Polarization	Horizontal
-----------	--------------------------	--------------	------------



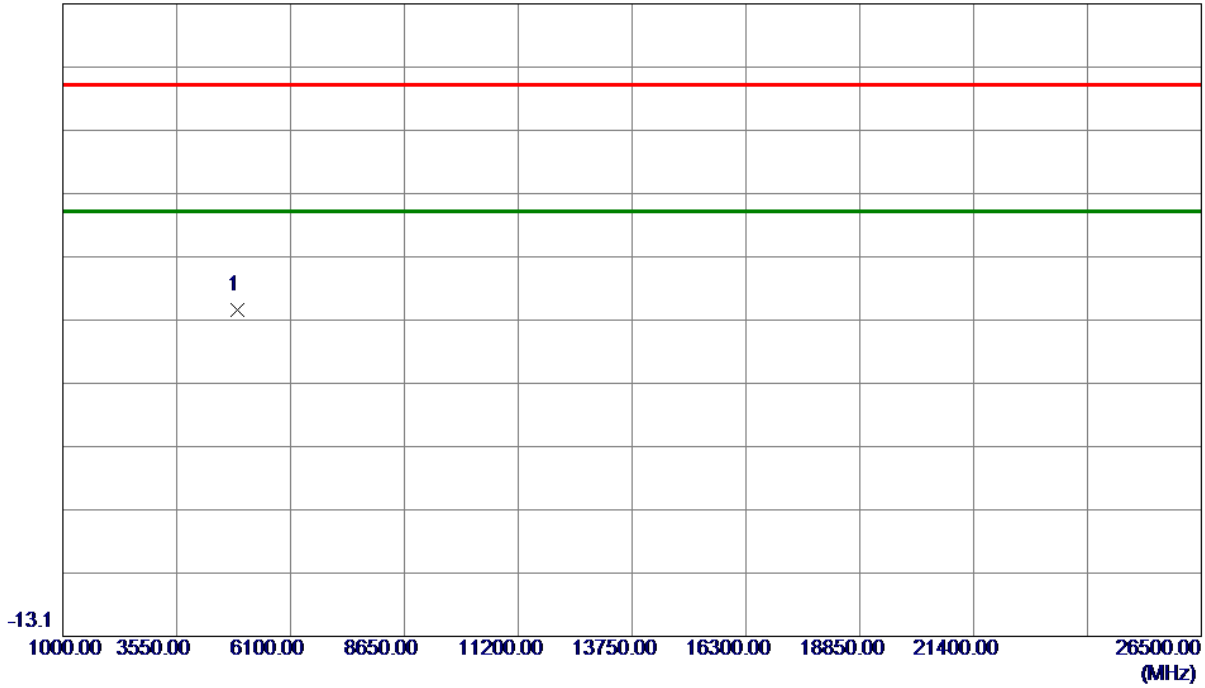
No.	Freq. MHz	Reading Level dBuV/m	Correct Factor dB	Measure ment dBuV/m	Limit dBuV/m	Margin dB	Detector	Comment
1	2449.4600	72.09	31.72	103.81	74.00	29.81	Peak	NO Limit
2 *	2449.4600	64.69	31.72	96.41	54.00	42.41	AVG	NO Limit
3	2484.0400	25.20	31.71	56.91	74.00	-17.09	Peak	
4	2484.0400	15.92	31.71	47.63	54.00	-6.37	AVG	

REMARKS:

- (1) Measurement Value = Reading Level + Correct Factor.
- (2) Margin Level = Measurement Value - Limit Value.

Test Mode	TX N(HT40) Mode 2452 MHz	Polarization	Horizontal
-----------	--------------------------	--------------	------------

86.9 dBuV/m



No.	Freq. MHz	Reading Level dBuV/m	Correct Factor dB	Measure ment dBuV/m	Limit dBuV/m	Margin dB	Detector	Comment
1 *	4916.8000	55.37	-16.80	38.57	74.00	-35.43	Peak	

REMARKS:

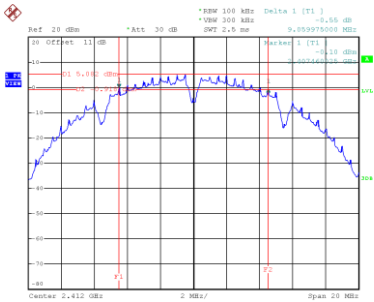
- (1) Measurement Value = Reading Level + Correct Factor.
- (2) Margin Level = Measurement Value - Limit Value.

APPENDIX E - BANDWIDTH

Test Mode TX B Mode

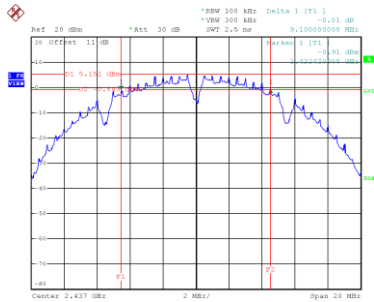
Channel	Frequency (MHz)	6 dB Bandwidth (MHz)	99 % Occupied Bandwidth (MHz)	6 dB Bandwidth Min. Limit (MHz)	Result
01	2412	9.060	13.360	0.5	Complies
06	2437	9.100	13.520	0.5	Complies
11	2462	8.620	13.440	0.5	Complies

CH01



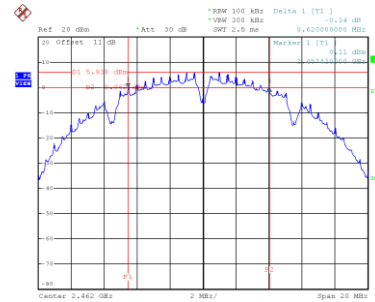
Date: 9.SEP.2021 13:27:50

CH06
6 dB Bandwidth



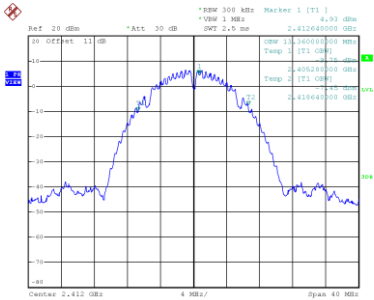
Date: 9.SEP.2021 13:30:27

CH11

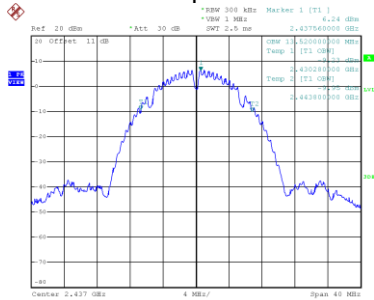


Date: 9.SEP.2021 13:57:06

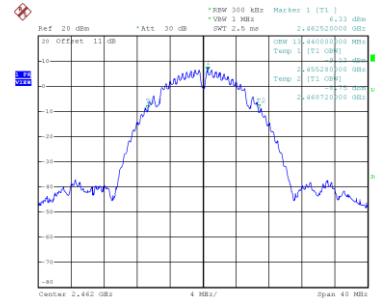
99 % Occupied Bandwidth



Date: 9.SEP.2021 13:27:57



Date: 9.SEP.2021 13:30:34

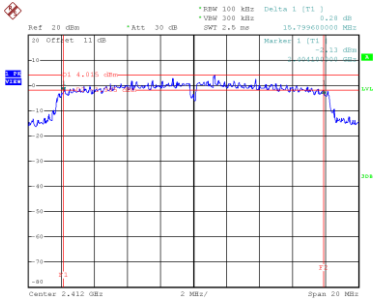


Date: 9.SEP.2021 13:57:14

Test Mode TX G Mode

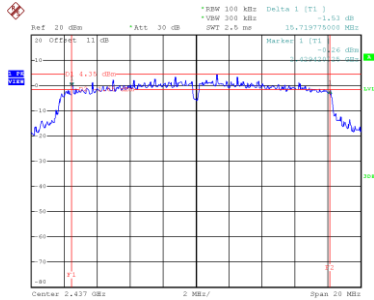
Channel	Frequency (MHz)	6 dB Bandwidth (MHz)	99 % Occupied Bandwidth (MHz)	6 dB Bandwidth Min. Limit (MHz)	Result
01	2412	15.800	24.960	0.5	Complies
06	2437	15.720	21.120	0.5	Complies
11	2462	15.150	16.720	0.5	Complies

CH01



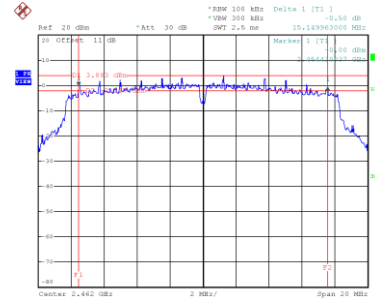
Date: 9.SEP.2021 15:14:01

CH06
6 dB Bandwidth



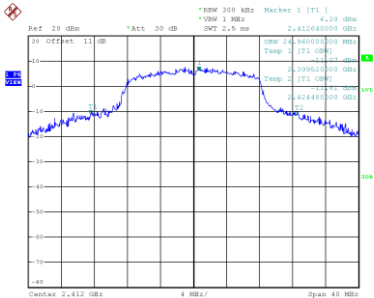
Date: 9.SEP.2021 15:25:50

CH11

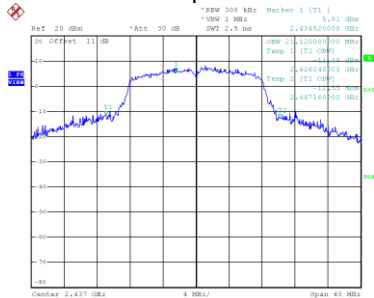


Date: 9.SEP.2021 15:28:22

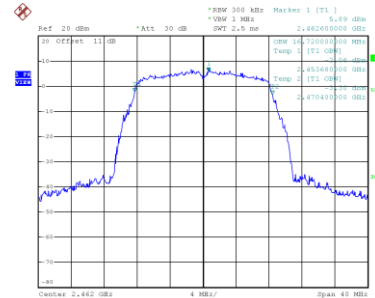
99 % Occupied Bandwidth



Date: 9.SEP.2021 15:14:07



Date: 9.SEP.2021 15:25:57

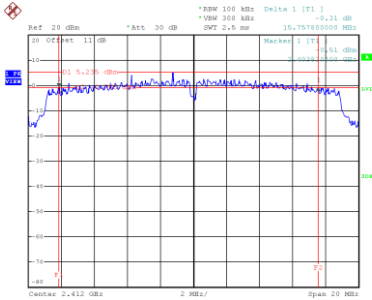


Date: 9.SEP.2021 15:28:28

Test Mode	TX N(HT20) Mode
-----------	-----------------

Channel	Frequency (MHz)	6 dB Bandwidth (MHz)	99 % Occupied Bandwidth (MHz)	6 dB Bandwidth Min. Limit (MHz)	Result
01	2412	15.758	25.200	0.5	Complies
06	2437	15.169	17.760	0.5	Complies
11	2462	15.920	18.160	0.5	Complies

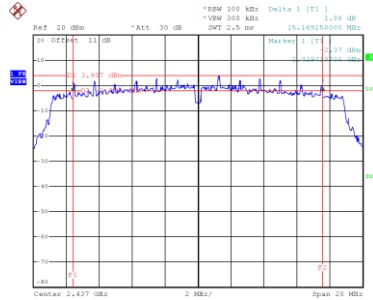
CH01



Date: 9.SEP.2021 15:34:41

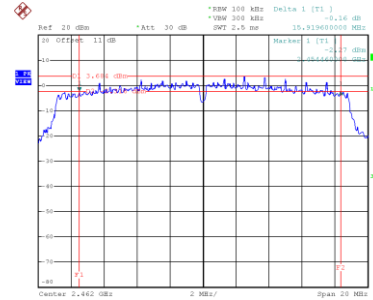
CH06

6 dB Bandwidth



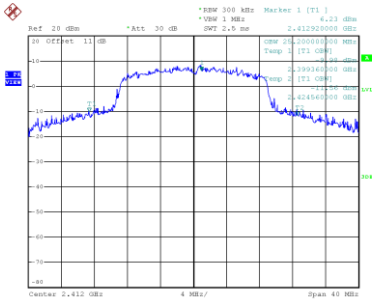
Date: 9.SEP.2021 15:36:37

CH11

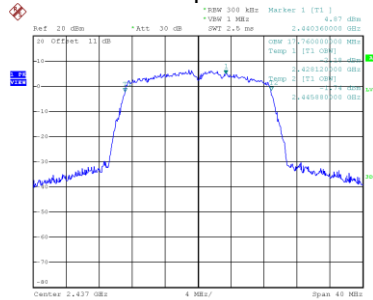


Date: 9.SEP.2021 15:41:30

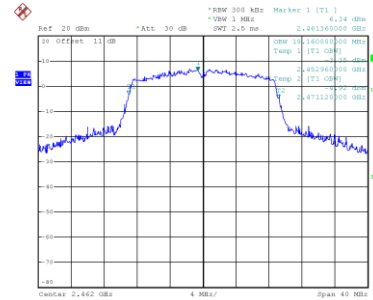
99 % Occupied Bandwidth



Date: 9.SEP.2021 15:34:47



Date: 9.SEP.2021 15:36:43

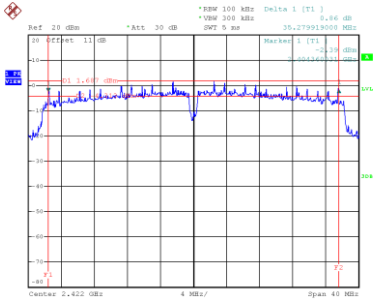


Date: 9.SEP.2021 15:41:37

Test Mode TX N(HT40) Mode

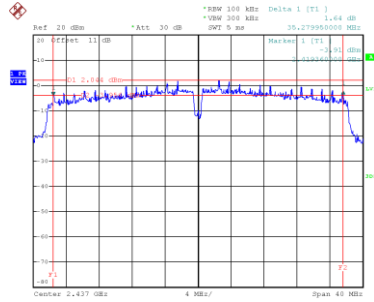
Channel	Frequency (MHz)	6 dB Bandwidth (MHz)	99 % Occupied Bandwidth (MHz)	6 dB Bandwidth Min. Limit (MHz)	Result
03	2422	35.280	41.920	0.5	Complies
06	2437	35.280	40.160	0.5	Complies
09	2452	35.280	36.320	0.5	Complies

CH03



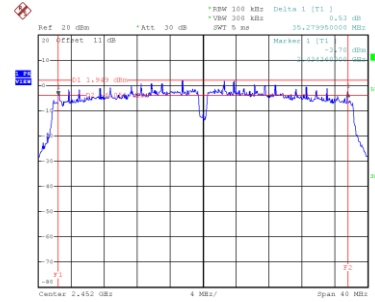
Date: 9_SEP.2021 16:02:24

CH06
6 dB Bandwidth



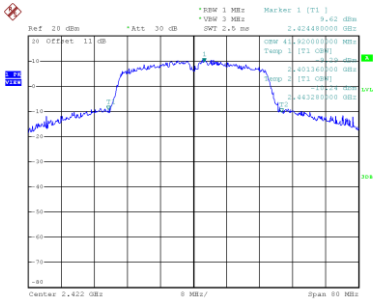
Date: 9_SEP.2021 15:57:37

CH09

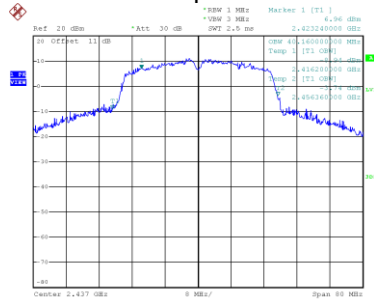


Date: 9_SEP.2021 16:04:13

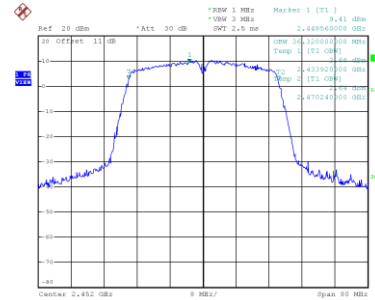
99 % Occupied Bandwidth



Date: 9_SEP.2021 16:02:31



Date: 9_SEP.2021 15:57:43



Date: 9_SEP.2021 16:04:20

APPENDIX F - MAXIMUM OUTPUT POWER

CDD**MTK 7661**

Test Mode	TX B Mode_Ant. 1
-----------	------------------

Channel	Frequency (MHz)	Output Power (dBm)	Max. Limit (dBm)	Max. Limit (W)	Result
01	2412	17.21	30.00	1.0000	Complies
06	2437	17.52	30.00	1.0000	Complies
11	2462	17.37	30.00	1.0000	Complies

Test Mode	TX B Mode_Ant. 2
-----------	------------------

Channel	Frequency (MHz)	Output Power (dBm)	Max. Limit (dBm)	Max. Limit (W)	Result
01	2412	17.46	30.00	1.0000	Complies
06	2437	17.71	30.00	1.0000	Complies
11	2462	17.20	30.00	1.0000	Complies

Test Mode	TX B Mode_Total
-----------	-----------------

Channel	Frequency (MHz)	Output Power (dBm)	Max. Limit (dBm)	Max. Limit (W)	Result
01	2412	20.35	30.00	1.0000	Complies
06	2437	20.63	30.00	1.0000	Complies
11	2462	20.30	30.00	1.0000	Complies

Test Mode	TX G Mode_Ant. 1
-----------	------------------

Channel	Frequency (MHz)	Output Power (dBm)	Max. Limit (dBm)	Max. Limit (W)	Result
01	2412	24.88	30.00	1.0000	Complies
06	2437	26.13	30.00	1.0000	Complies
11	2462	25.06	30.00	1.0000	Complies

Test Mode	TX G Mode_Ant. 2
-----------	------------------

Channel	Frequency (MHz)	Output Power (dBm)	Max. Limit (dBm)	Max. Limit (W)	Result
01	2412	22.71	30.00	1.0000	Complies
06	2437	22.52	30.00	1.0000	Complies
11	2462	23.18	30.00	1.0000	Complies

Test Mode	TX G Mode_Total
-----------	-----------------

Channel	Frequency (MHz)	Output Power (dBm)	Max. Limit (dBm)	Max. Limit (W)	Result
01	2412	26.94	30.00	1.0000	Complies
06	2437	27.70	30.00	1.0000	Complies
11	2462	27.23	30.00	1.0000	Complies

Test Mode	TX N(HT20) Mode_Ant. 1
-----------	------------------------

Channel	Frequency (MHz)	Output Power (dBm)	Max. Limit (dBm)	Max. Limit (W)	Result
01	2412	23.21	30.00	1.0000	Complies
06	2437	26.03	30.00	1.0000	Complies
11	2462	25.14	30.00	1.0000	Complies

Test Mode	TX N(HT20) Mode_Ant. 2
-----------	------------------------

Channel	Frequency (MHz)	Output Power (dBm)	Max. Limit (dBm)	Max. Limit (W)	Result
01	2412	25.51	30.00	1.0000	Complies
06	2437	22.91	30.00	1.0000	Complies
11	2462	23.54	30.00	1.0000	Complies

Test Mode	TX N(HT20) Mode_Total
-----------	-----------------------

Channel	Frequency (MHz)	Output Power (dBm)	Max. Limit (dBm)	Max. Limit (W)	Result
01	2412	27.52	30.00	1.0000	Complies
06	2437	27.75	30.00	1.0000	Complies
11	2462	27.42	30.00	1.0000	Complies

Test Mode	TX N(HT40) Mode_Ant. 1
-----------	------------------------

Channel	Frequency (MHz)	Output Power (dBm)	Max. Limit (dBm)	Max. Limit (W)	Result
03	2422	25.38	30.00	1.0000	Complies
06	2437	26.24	30.00	1.0000	Complies
09	2452	24.11	30.00	1.0000	Complies

Test Mode	TX N(HT40) Mode_Ant. 2
-----------	------------------------

Channel	Frequency (MHz)	Output Power (dBm)	Max. Limit (dBm)	Max. Limit (W)	Result
03	2422	24.36	30.00	1.0000	Complies
06	2437	24.01	30.00	1.0000	Complies
09	2452	25.66	30.00	1.0000	Complies

Test Mode	TX N(HT40) Mode_Total
-----------	-----------------------

Channel	Frequency (MHz)	Output Power (dBm)	Max. Limit (dBm)	Max. Limit (W)	Result
03	2422	27.91	30.00	1.0000	Complies
06	2437	28.28	30.00	1.0000	Complies
09	2452	27.96	30.00	1.0000	Complies

MTK 7663

Test Mode	TX B Mode_Ant. 1
-----------	------------------

Channel	Frequency (MHz)	Output Power (dBm)	Max. Limit (dBm)	Max. Limit (W)	Result
01	2412	16.80	30.00	1.0000	Complies
06	2437	17.05	30.00	1.0000	Complies
11	2462	17.18	30.00	1.0000	Complies

Test Mode	TX B Mode_Ant. 2
-----------	------------------

Channel	Frequency (MHz)	Output Power (dBm)	Max. Limit (dBm)	Max. Limit (W)	Result
01	2412	16.93	30.00	1.0000	Complies
06	2437	17.47	30.00	1.0000	Complies
11	2462	17.33	30.00	1.0000	Complies

Test Mode	TX B Mode_Total
-----------	-----------------

Channel	Frequency (MHz)	Output Power (dBm)	Max. Limit (dBm)	Max. Limit (W)	Result
01	2412	19.88	30.00	1.0000	Complies
06	2437	20.28	30.00	1.0000	Complies
11	2462	20.27	30.00	1.0000	Complies

Test Mode	TX G Mode_Ant. 1
-----------	------------------

Channel	Frequency (MHz)	Output Power (dBm)	Max. Limit (dBm)	Max. Limit (W)	Result
01	2412	24.79	30.00	1.0000	Complies
06	2437	22.66	30.00	1.0000	Complies
11	2462	25.04	30.00	1.0000	Complies

Test Mode	TX G Mode_Ant. 2
-----------	------------------

Channel	Frequency (MHz)	Output Power (dBm)	Max. Limit (dBm)	Max. Limit (W)	Result
01	2412	22.10	30.00	1.0000	Complies
06	2437	25.84	30.00	1.0000	Complies
11	2462	22.87	30.00	1.0000	Complies

Test Mode	TX G Mode_Total
-----------	-----------------

Channel	Frequency (MHz)	Output Power (dBm)	Max. Limit (dBm)	Max. Limit (W)	Result
01	2412	26.66	30.00	1.0000	Complies
06	2437	27.55	30.00	1.0000	Complies
11	2462	27.10	30.00	1.0000	Complies

Test Mode	TX N(HT20) Mode_Ant. 1
-----------	------------------------

Channel	Frequency (MHz)	Output Power (dBm)	Max. Limit (dBm)	Max. Limit (W)	Result
01	2412	25.08	30.00	1.0000	Complies
06	2437	26.23	30.00	1.0000	Complies
11	2462	23.24	30.00	1.0000	Complies

Test Mode	TX N(HT20) Mode_Ant. 2
-----------	------------------------

Channel	Frequency (MHz)	Output Power (dBm)	Max. Limit (dBm)	Max. Limit (W)	Result
01	2412	23.48	30.00	1.0000	Complies
06	2437	23.22	30.00	1.0000	Complies
11	2462	25.31	30.00	1.0000	Complies

Test Mode	TX N(HT20) Mode_Total
-----------	-----------------------

Channel	Frequency (MHz)	Output Power (dBm)	Max. Limit (dBm)	Max. Limit (W)	Result
01	2412	27.36	30.00	1.0000	Complies
06	2437	27.99	30.00	1.0000	Complies
11	2462	27.41	30.00	1.0000	Complies

Test Mode	TX N(HT40) Mode_Ant. 1
-----------	------------------------

Channel	Frequency (MHz)	Output Power (dBm)	Max. Limit (dBm)	Max. Limit (W)	Result
03	2422	26.51	30.00	1.0000	Complies
06	2437	23.91	30.00	1.0000	Complies
09	2452	25.97	30.00	1.0000	Complies

Test Mode	TX N(HT40) Mode_Ant. 2
-----------	------------------------

Channel	Frequency (MHz)	Output Power (dBm)	Max. Limit (dBm)	Max. Limit (W)	Result
03	2422	24.08	30.00	1.0000	Complies
06	2437	26.43	30.00	1.0000	Complies
09	2452	24.04	30.00	1.0000	Complies

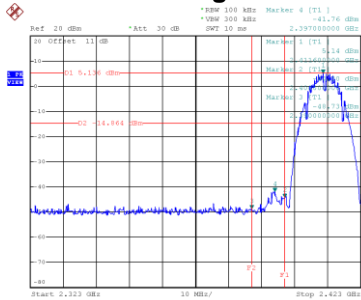
Test Mode	TX N(HT40) Mode_Total
-----------	-----------------------

Channel	Frequency (MHz)	Output Power (dBm)	Max. Limit (dBm)	Max. Limit (W)	Result
03	2422	28.47	30.00	1.0000	Complies
06	2437	28.36	30.00	1.0000	Complies
09	2452	28.12	30.00	1.0000	Complies

APPENDIX G - CONDUCTED SPURIOUS EMISSIONS

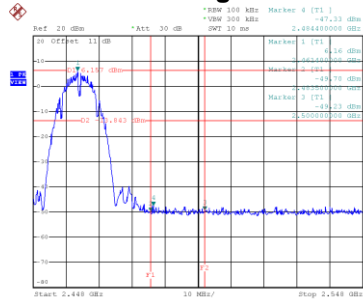
Test Mode TX B Mode_Ant. 1

Bandedge-CH01



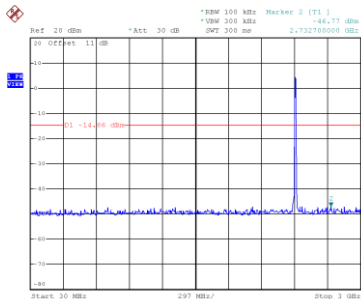
Date: 9.SEP.2021 13:28:05

Bandedge-CH11

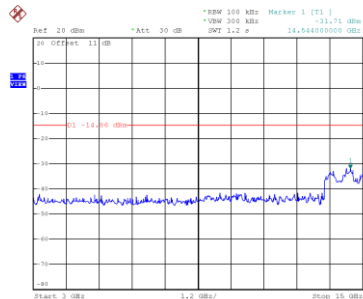


Date: 9.SEP.2021 13:57:21

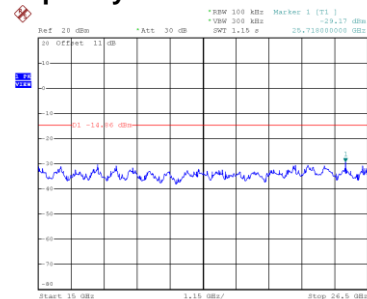
CH01 – 10th Harmonic of the fundamental frequency



Date: 9.SEP.2021 13:28:19

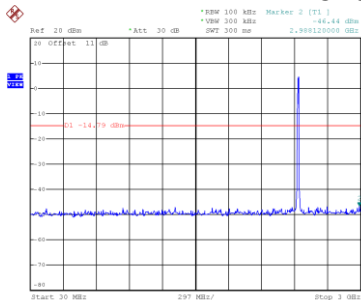


Date: 9.SEP.2021 13:28:27

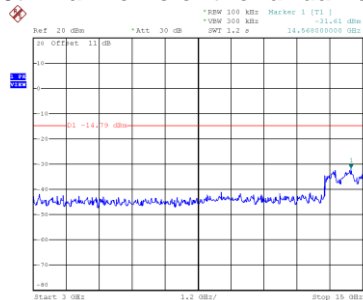


Date: 9.SEP.2021 13:28:34

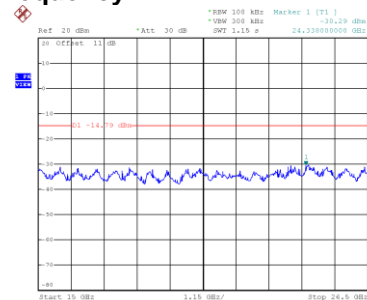
CH06 – 10th Harmonic of the fundamental frequency



Date: 9.SEP.2021 13:35:54

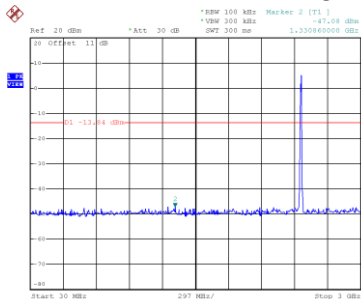


Date: 9.SEP.2021 13:36:01

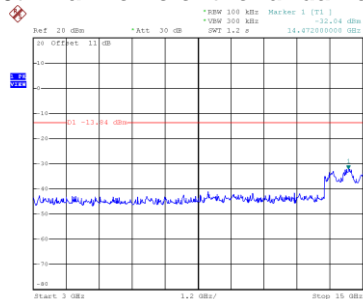


Date: 9.SEP.2021 13:36:08

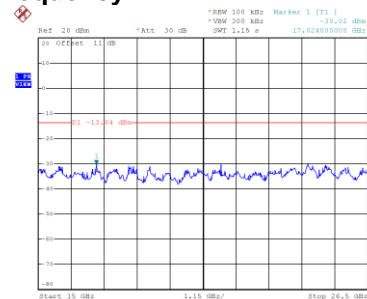
CH11 – 10th Harmonic of the fundamental frequency



Date: 9.SEP.2021 13:57:34



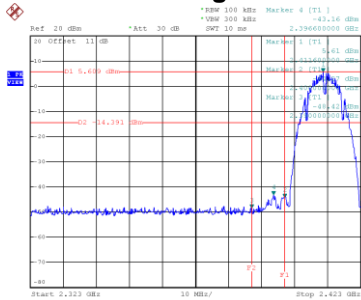
Date: 9.SEP.2021 13:57:42



Date: 9.SEP.2021 13:57:49

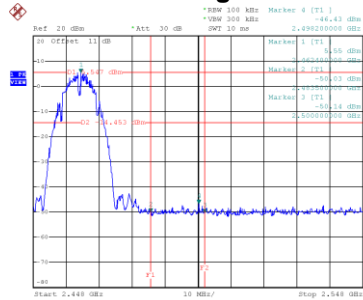
Test Mode TX B Mode_Ant. 2

Bandedge-CH01



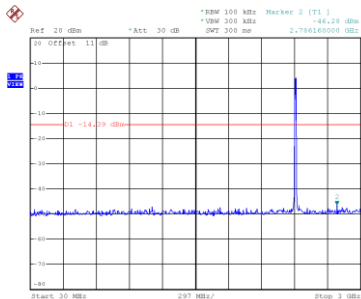
Date: 9.SEP.2021 13:31:19

Bandedge-CH11

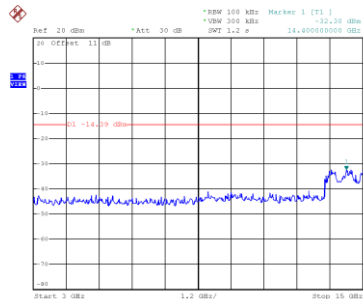


Date: 9.SEP.2021 13:59:10

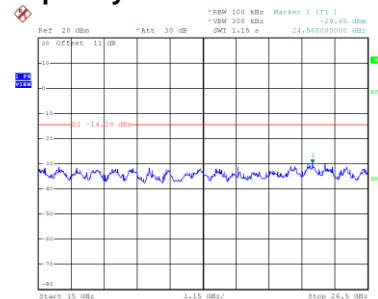
CH01 – 10th Harmonic of the fundamental frequency



Date: 9.SEP.2021 13:31:32

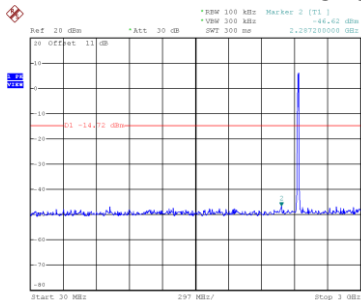


Date: 9.SEP.2021 13:31:40

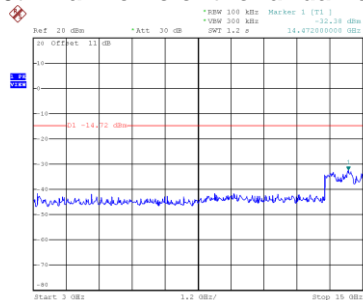


Date: 9.SEP.2021 13:31:48

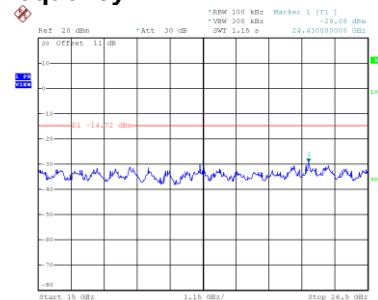
CH06 – 10th Harmonic of the fundamental frequency



Date: 9.SEP.2021 13:33:48

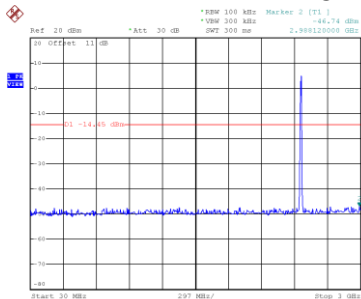


Date: 9.SEP.2021 13:33:55

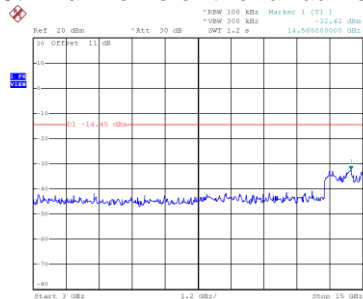


Date: 9.SEP.2021 13:34:02

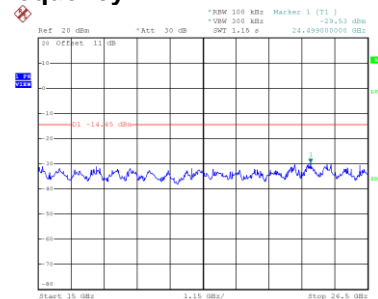
CH11 – 10th Harmonic of the fundamental frequency



Date: 9.SEP.2021 13:59:23



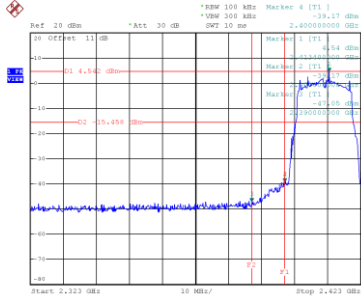
Date: 9.SEP.2021 13:59:30



Date: 9.SEP.2021 13:59:38

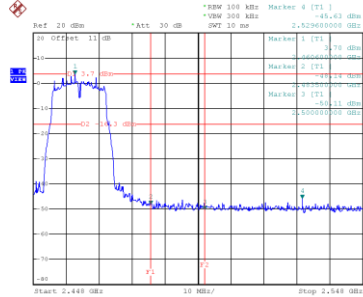
Test Mode TX G Mode_Ant. 1

Bandedge-CH01



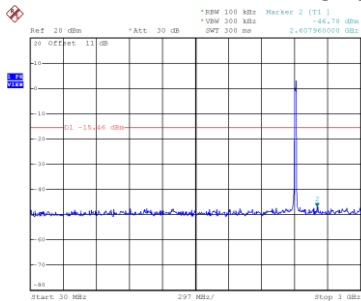
Date: 16.SEP.2021 12:13:36

Bandedge-CH11

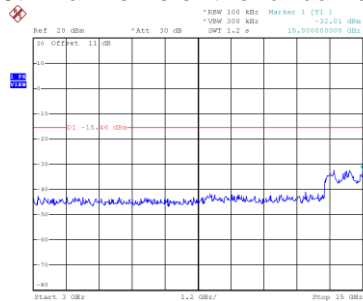


Date: 9.SEP.2021 15:28:36

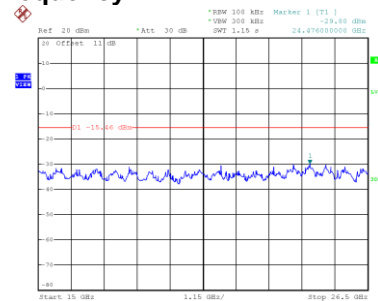
CH01 – 10th Harmonic of the fundamental frequency



Date: 16.SEP.2021 12:13:49

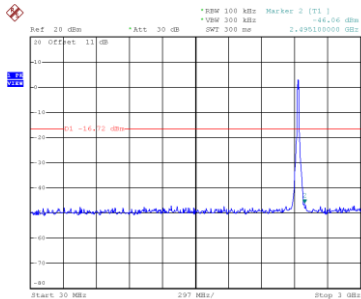


Date: 16.SEP.2021 12:13:56

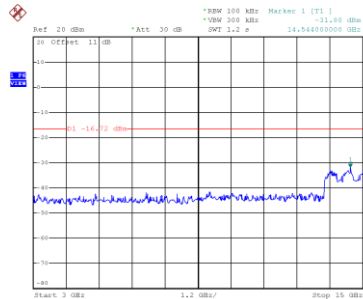


Date: 16.SEP.2021 12:14:03

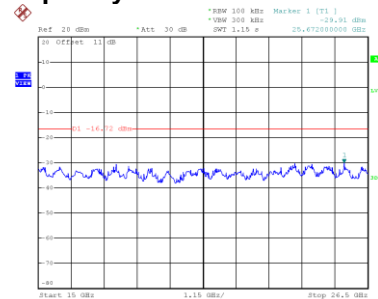
CH06 – 10th Harmonic of the fundamental frequency



Date: 9.SEP.2021 15:26:17

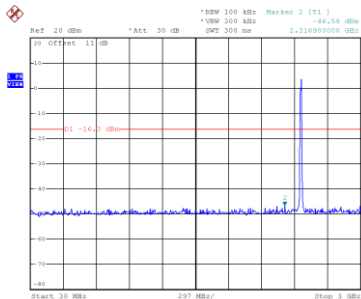


Date: 9.SEP.2021 15:26:24

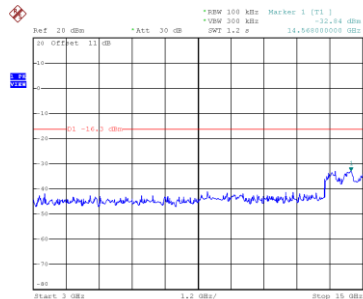


Date: 9.SEP.2021 15:26:31

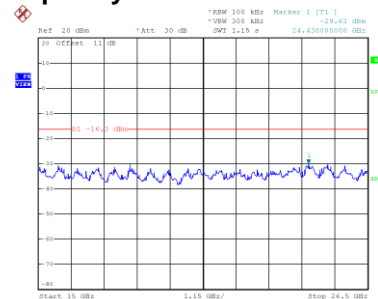
CH11 – 10th Harmonic of the fundamental frequency



Date: 9.SEP.2021 15:28:49



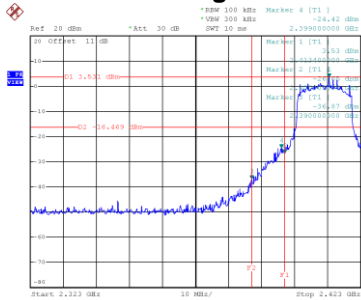
Date: 9.SEP.2021 15:28:56



Date: 9.SEP.2021 15:29:03

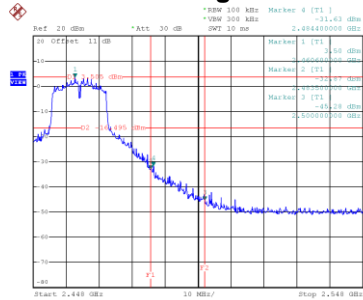
Test Mode TX G Mode_Ant. 2

Bandedge-CH01



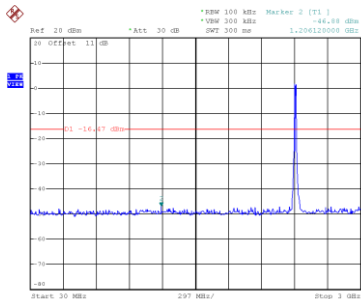
Date: 9.SEP.2021 15:21:55

Bandedge-CH11

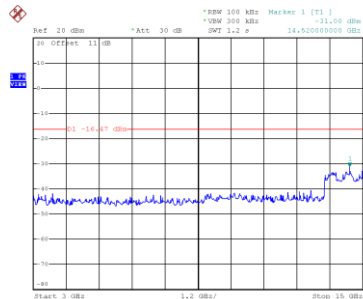


Date: 9.SEP.2021 15:30:13

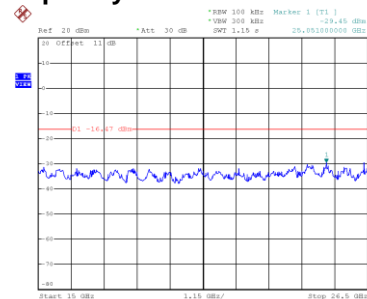
CH01 – 10th Harmonic of the fundamental frequency



Date: 9.SEP.2021 15:22:08

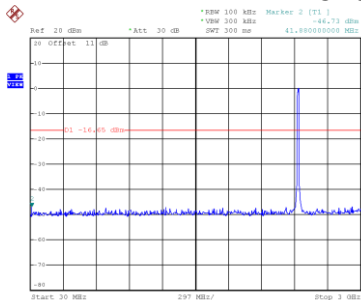


Date: 9.SEP.2021 15:22:15

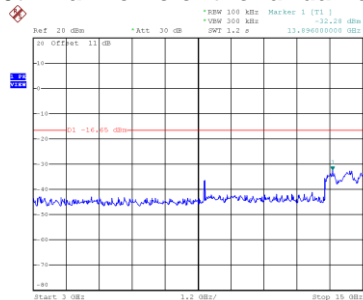


Date: 9.SEP.2021 15:22:22

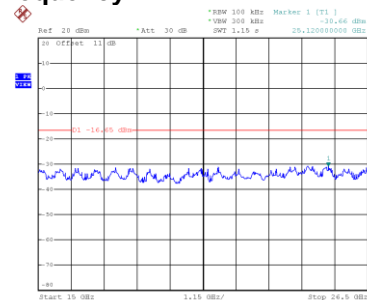
CH06 – 10th Harmonic of the fundamental frequency



Date: 9.SEP.2021 15:24:54

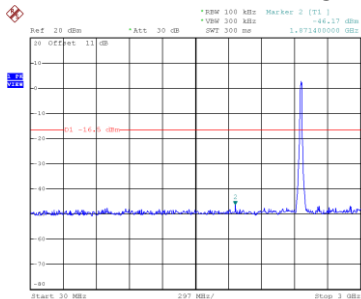


Date: 9.SEP.2021 15:25:01

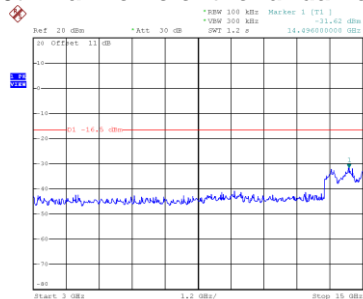


Date: 9.SEP.2021 15:25:09

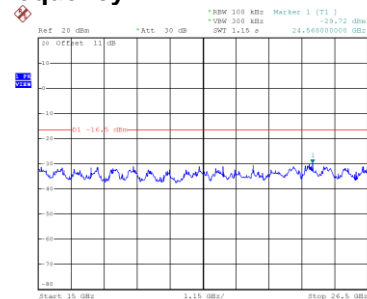
CH11 – 10th Harmonic of the fundamental frequency



Date: 9.SEP.2021 15:30:26



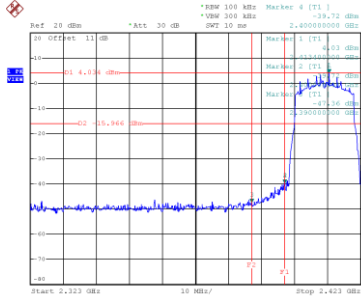
Date: 9.SEP.2021 15:30:33



Date: 9.SEP.2021 15:30:40

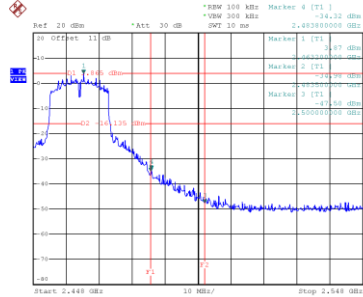
Test Mode TX N(HT20) Mode_Ant. 1

Bandedge-CH01



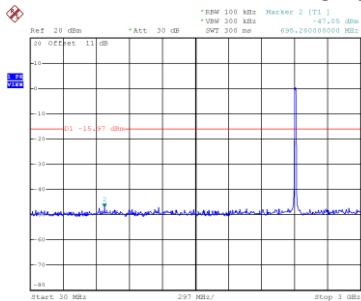
Date: 16-SEP-2021 12:20:32

Bandedge-CH11

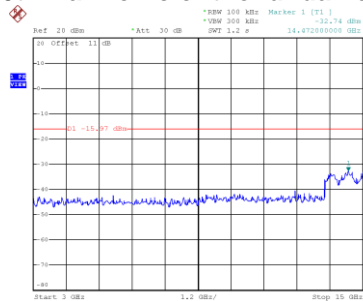


Date: 9-SEP-2021 15:41:44

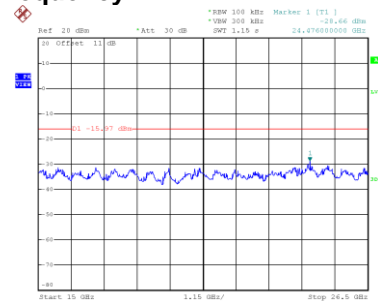
CH01 – 10th Harmonic of the fundamental frequency



Date: 16-SEP-2021 12:20:45

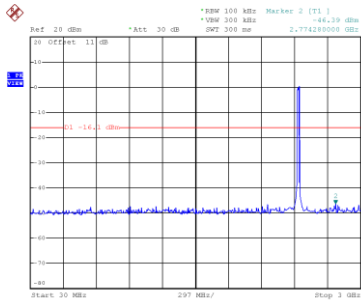


Date: 16-SEP-2021 12:20:52

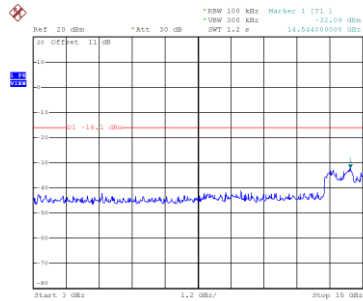


Date: 16-SEP-2021 12:20:59

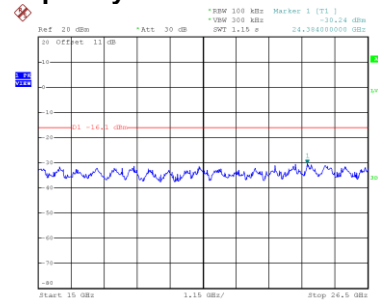
CH06 – 10th Harmonic of the fundamental frequency



Date: 9-SEP-2021 15:37:04

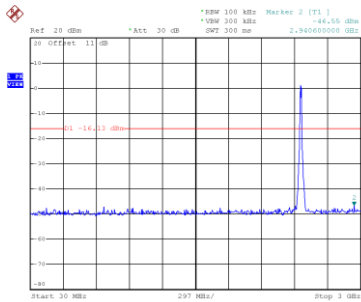


Date: 9-SEP-2021 15:37:11

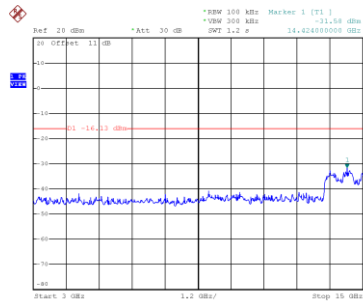


Date: 9-SEP-2021 15:37:18

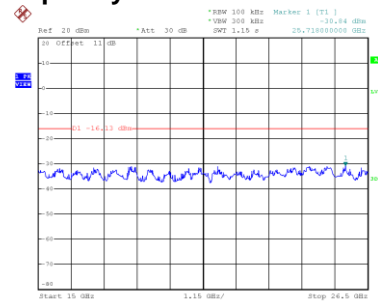
CH11 – 10th Harmonic of the fundamental frequency



Date: 9-SEP-2021 15:41:57



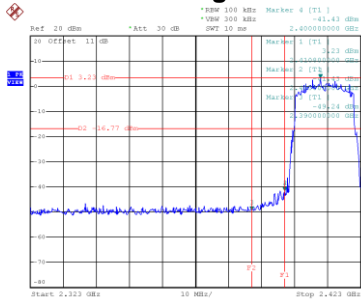
Date: 9-SEP-2021 15:42:04



Date: 9-SEP-2021 15:42:11

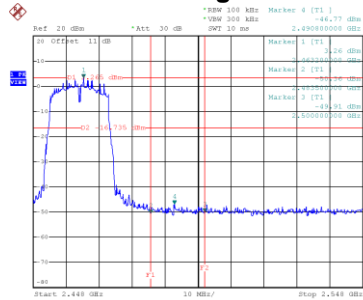
Test Mode TX N(HT20) Mode_Ant. 2

Bandedge-CH01



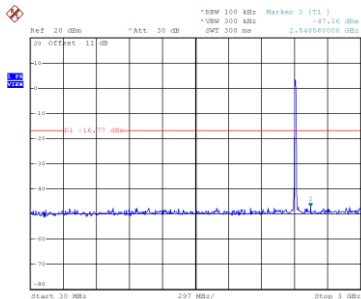
Date: 9.SEP.2021 15:33:19

Bandedge-CH11

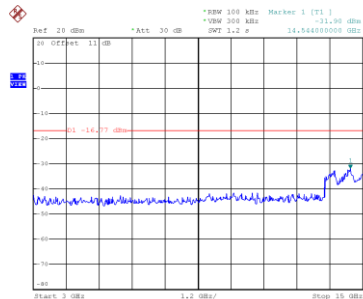


Date: 9.SEP.2021 15:40:16

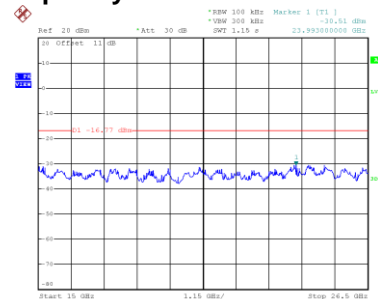
CH01 – 10th Harmonic of the fundamental frequency



Date: 9.SEP.2021 15:33:32

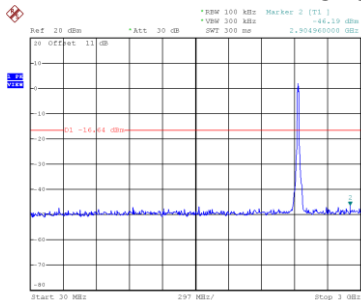


Date: 9.SEP.2021 15:33:39

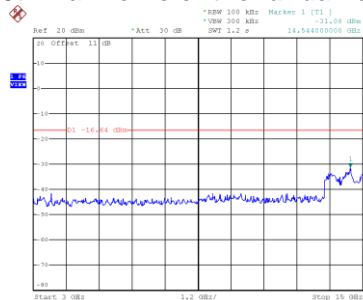


Date: 9.SEP.2021 15:33:46

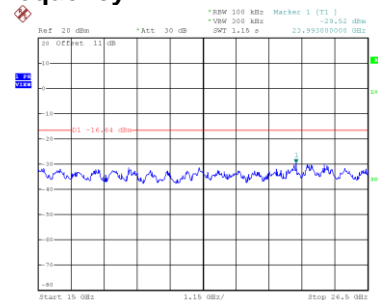
CH06 – 10th Harmonic of the fundamental frequency



Date: 9.SEP.2021 15:38:43

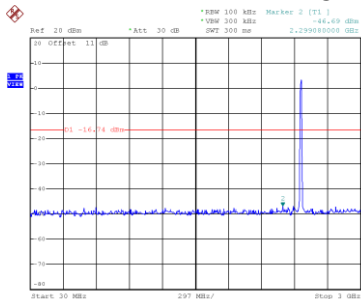


Date: 9.SEP.2021 15:38:50

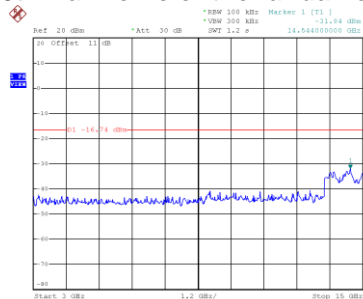


Date: 9.SEP.2021 15:38:57

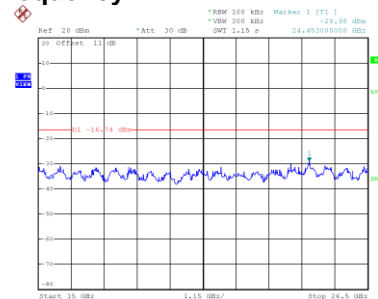
CH11 – 10th Harmonic of the fundamental frequency



Date: 9.SEP.2021 15:40:29



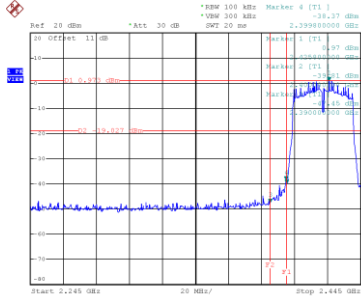
Date: 9.SEP.2021 15:40:36



Date: 9.SEP.2021 15:40:43

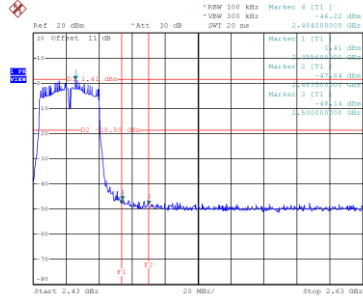
Test Mode TX N(HT40) Mode_Ant. 1

Bandedge-CH03



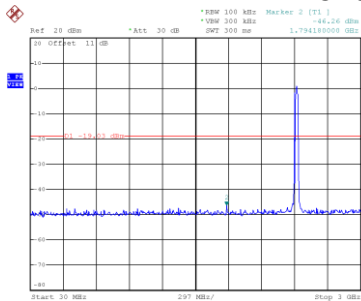
Date: 16.SEP.2021 12:19:23

Bandedge-CH09

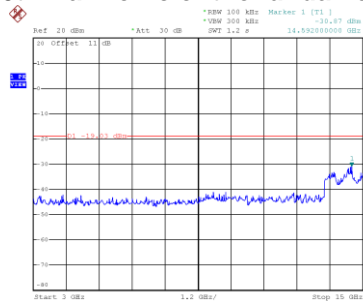


Date: 9.SEP.2021 16:04:27

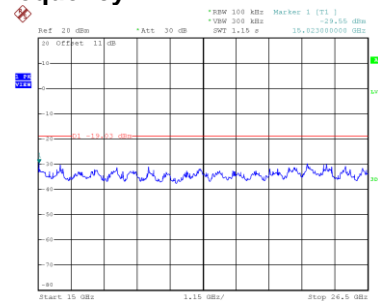
CH03 – 10th Harmonic of the fundamental frequency



Date: 16.SEP.2021 12:19:36

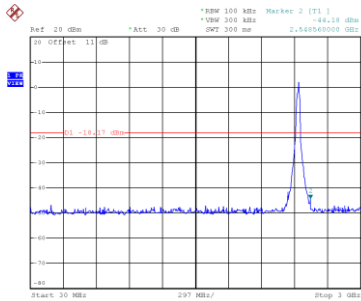


Date: 16.SEP.2021 12:19:43

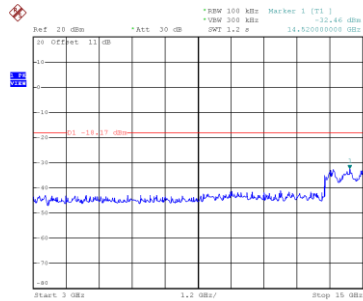


Date: 16.SEP.2021 12:19:50

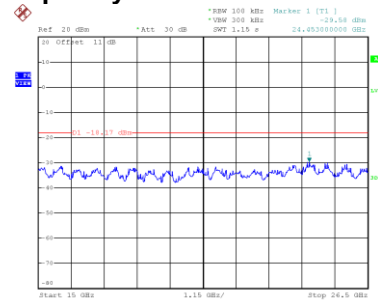
CH06 – 10th Harmonic of the fundamental frequency



Date: 9.SEP.2021 15:58:03

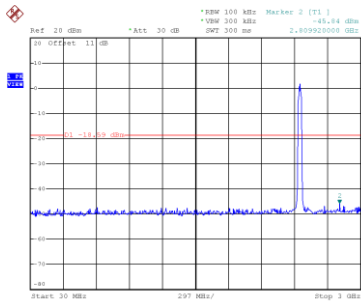


Date: 9.SEP.2021 15:58:10

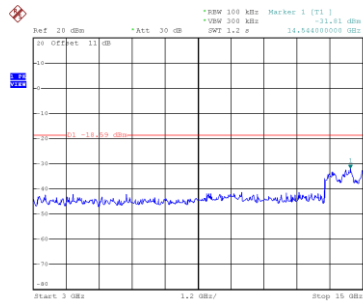


Date: 9.SEP.2021 15:58:18

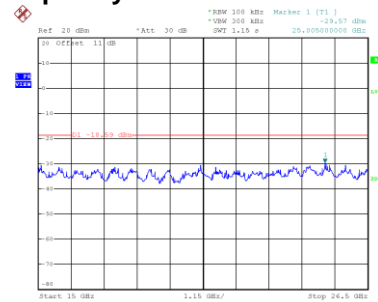
CH09 – 10th Harmonic of the fundamental frequency



Date: 9.SEP.2021 16:04:40



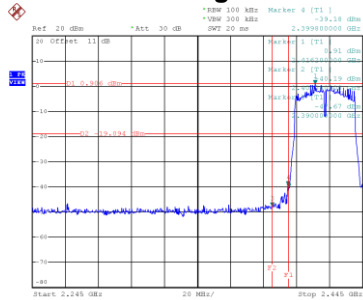
Date: 9.SEP.2021 16:04:47



Date: 9.SEP.2021 16:04:54

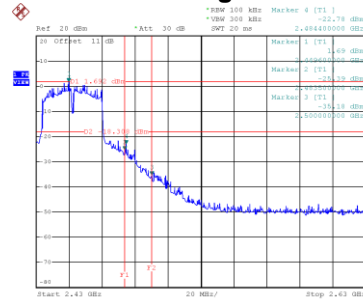
Test Mode TX N(HT40) Mode_Ant. 2

Bandedge-CH03



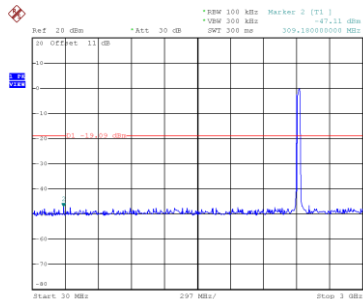
Date: 9.SEP.2021 16:01:19

Bandedge-CH09

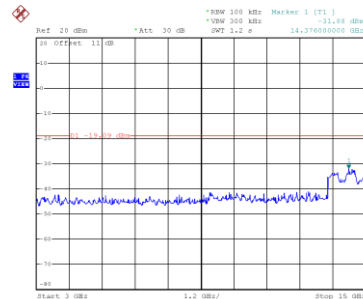


Date: 9.SEP.2021 16:05:48

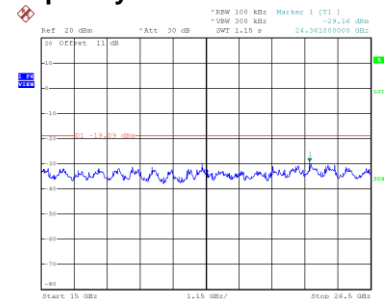
CH03 – 10th Harmonic of the fundamental frequency



Date: 9.SEP.2021 16:01:32

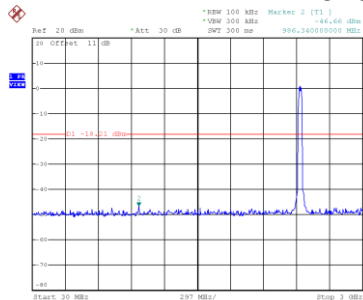


Date: 9.SEP.2021 16:01:39

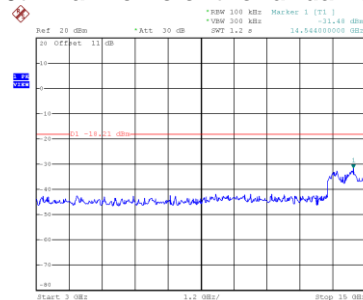


Date: 9.SEP.2021 16:01:46

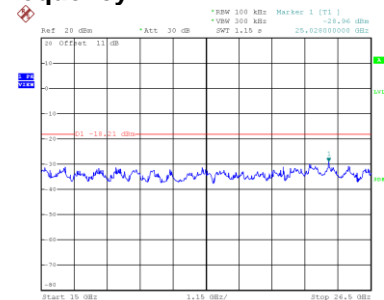
CH06 – 10th Harmonic of the fundamental frequency



Date: 9.SEP.2021 15:59:27

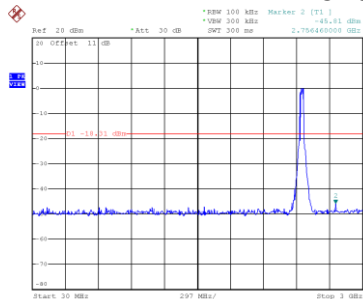


Date: 9.SEP.2021 15:59:34

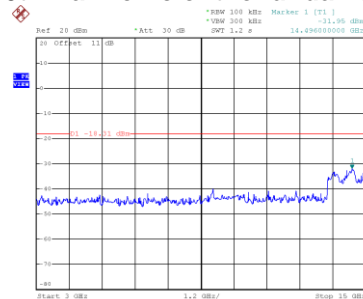


Date: 9.SEP.2021 15:59:42

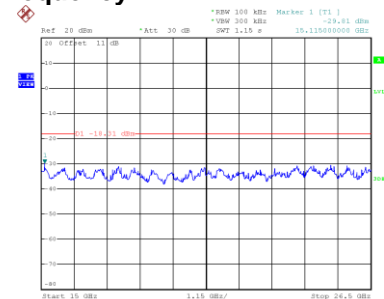
CH09 – 10th Harmonic of the fundamental frequency



Date: 9.SEP.2021 16:06:01



Date: 9.SEP.2021 16:06:08

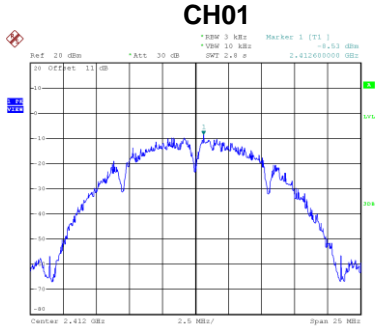


Date: 9.SEP.2021 16:06:15

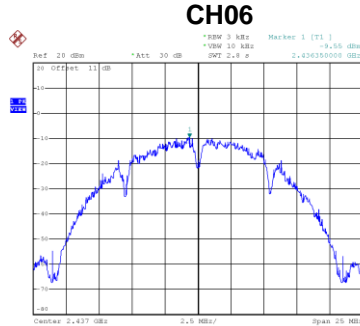
APPENDIX H - POWER SPECTRAL DENSITY

Test Mode	TX B Mode_Ant. 1
-----------	------------------

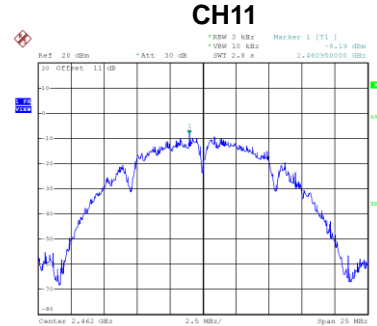
Channel	Frequency (MHz)	Power Spectral Density (dBm/3kHz)	Max. Limit (dBm/3kHz)	Result
01	2412	-8.53	8.00	Complies
06	2437	-9.55	8.00	Complies
11	2462	-8.19	8.00	Complies



Date: 9-SEP-2021 13:28:42



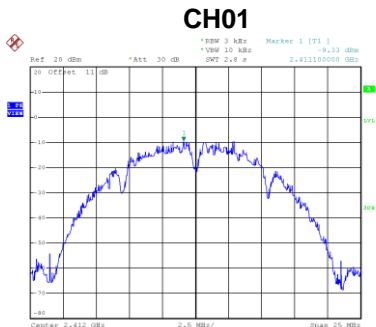
Date: 9-SEP-2021 13:36:17



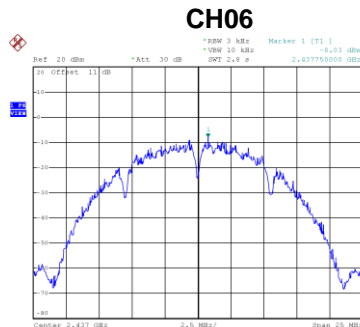
Date: 9-SEP-2021 15:27:28

Test Mode	TX B Mode_Ant. 2
-----------	------------------

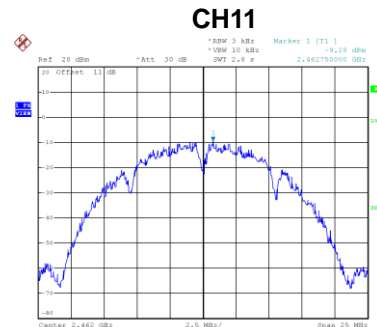
Channel	Frequency (MHz)	Power Spectral Density (dBm/3kHz)	Max. Limit (dBm/3kHz)	Result
01	2412	-9.33	8.00	Complies
06	2437	-8.03	8.00	Complies
11	2462	-9.28	8.00	Complies



Date: 9-SEP-2021 13:31:56



Date: 9-SEP-2021 13:34:10



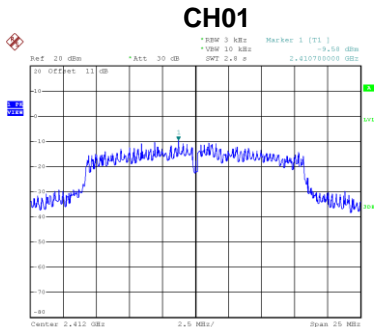
Date: 9-SEP-2021 13:59:46

Test Mode	TX B Mode_Total
-----------	-----------------

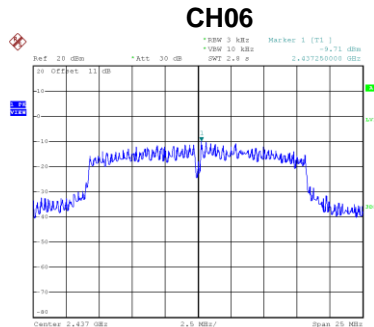
Channel	Frequency (MHz)	Power Spectral Density (dBm/3kHz)	Max. Limit (dBm/3kHz)	Result
01	2412	-5.90	8.00	Complies
06	2437	-5.71	8.00	Complies
11	2462	-5.69	8.00	Complies

Test Mode	TX G Mode_Ant. 1
-----------	------------------

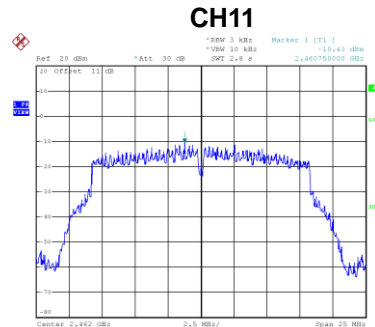
Channel	Frequency (MHz)	Power Spectral Density (dBm/3kHz)	Max. Limit (dBm/3kHz)	Result
01	2412	-9.58	8.00	Complies
06	2437	-9.71	8.00	Complies
11	2462	-10.43	8.00	Complies



Date: 9-SEP-2021 15:14:50



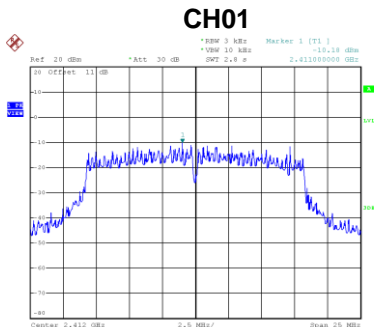
Date: 9-SEP-2021 15:12:40



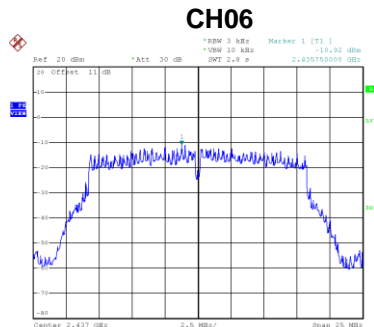
Date: 9-SEP-2021 15:12:11

Test Mode	TX G Mode_Ant. 2
-----------	------------------

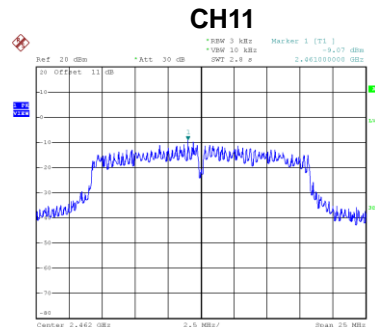
Channel	Frequency (MHz)	Power Spectral Density (dBm/3kHz)	Max. Limit (dBm/3kHz)	Result
01	2412	-10.18	8.00	Complies
06	2437	-10.92	8.00	Complies
11	2462	-9.07	8.00	Complies



Date: 9-SEP-2021 15:22:31



Date: 9-SEP-2021 15:25:17



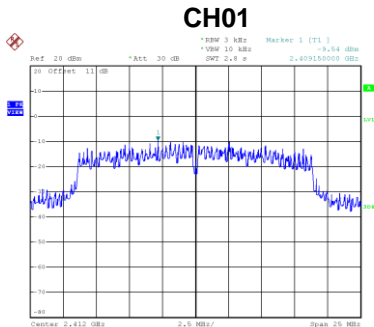
Date: 9-SEP-2021 15:13:48

Test Mode	TX G Mode_Total
-----------	-----------------

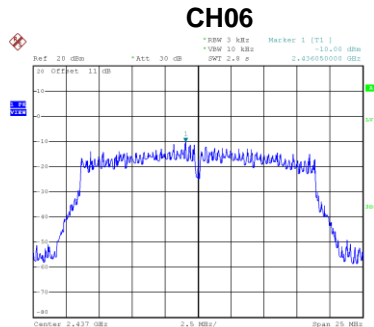
Channel	Frequency (MHz)	Power Spectral Density (dBm/3kHz)	Max. Limit (dBm/3kHz)	Result
01	2412	-6.86	8.00	Complies
06	2437	-7.26	8.00	Complies
11	2462	-6.69	8.00	Complies

Test Mode	TX N(HT20) Mode_Ant. 1
-----------	------------------------

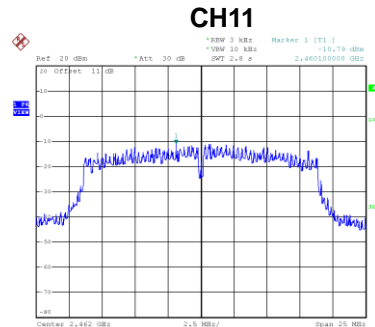
Channel	Frequency (MHz)	Power Spectral Density (dBm/3kHz)	Max. Limit (dBm/3kHz)	Result
01	2412	-9.54	8.00	Complies
06	2437	-10.00	8.00	Complies
11	2462	-10.79	8.00	Complies



Date: 9-SEP-2021 15:35:30



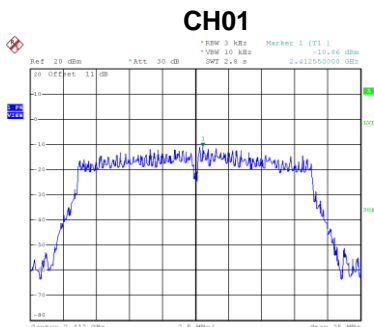
Date: 9-SEP-2021 15:37:26



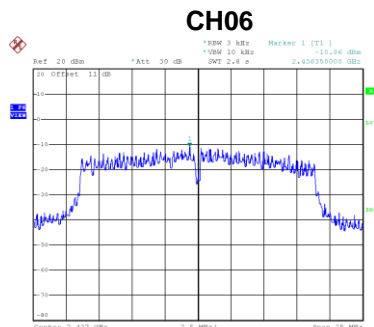
Date: 9-SEP-2021 15:42:19

Test Mode	TX N(HT20) Mode_Ant. 2
-----------	------------------------

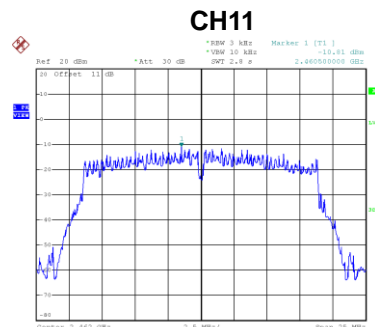
Channel	Frequency (MHz)	Power Spectral Density (dBm/3kHz)	Max. Limit (dBm/3kHz)	Result
01	2412	-10.86	8.00	Complies
06	2437	-10.86	8.00	Complies
11	2462	-10.81	8.00	Complies



Date: 9-SEP-2021 15:33:55



Date: 9-SEP-2021 15:39:05



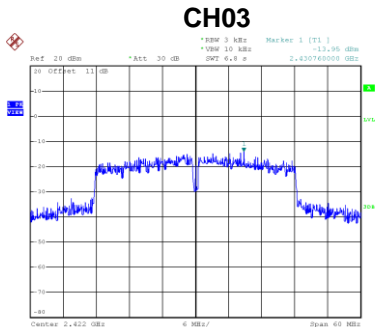
Date: 9-SEP-2021 15:40:51

Test Mode	TX N(HT20) Mode_Total
-----------	-----------------------

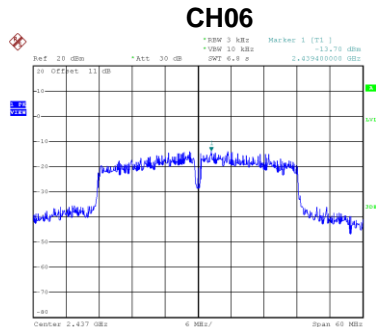
Channel	Frequency (MHz)	Power Spectral Density (dBm/3kHz)	Max. Limit (dBm/3kHz)	Result
01	2412	-7.14	8.00	Complies
06	2437	-7.40	8.00	Complies
11	2462	-7.79	8.00	Complies

Test Mode	TX N(HT40) Mode_Ant. 1
-----------	------------------------

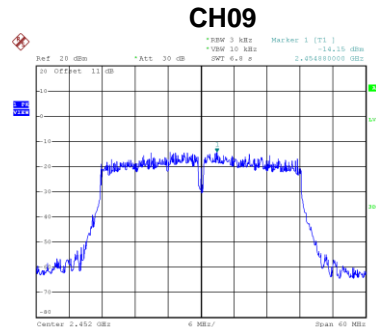
Channel	Frequency (MHz)	Power Spectral Density (dBm/3kHz)	Max. Limit (dBm/3kHz)	Result
03	2422	-13.95	8.00	Complies
06	2437	-13.70	8.00	Complies
09	2452	-14.15	8.00	Complies



Date: 9-SEP-2021 16:03:17



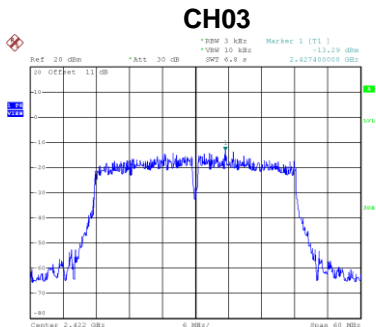
Date: 9-SEP-2021 15:58:29



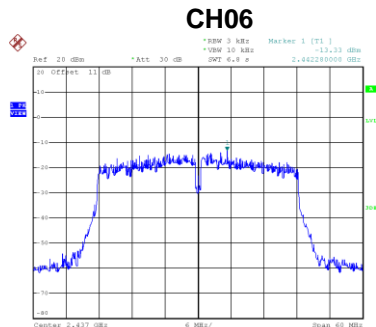
Date: 9-SEP-2021 16:05:05

Test Mode	TX N(HT40) Mode_Ant. 2
-----------	------------------------

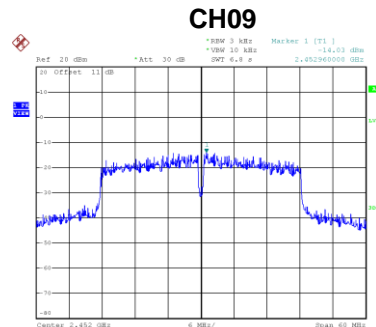
Channel	Frequency (MHz)	Power Spectral Density (dBm/3kHz)	Max. Limit (dBm/3kHz)	Result
03	2422	-13.29	8.00	Complies
06	2437	-13.33	8.00	Complies
09	2452	-14.03	8.00	Complies



Date: 9-SEP-2021 16:01:57



Date: 9-SEP-2021 15:59:53



Date: 9-SEP-2021 16:06:26

Test Mode	TX N(HT40) Mode_Total
-----------	-----------------------

Channel	Frequency (MHz)	Power Spectral Density (dBm/3kHz)	Max. Limit (dBm/3kHz)	Result
03	2422	-10.60	8.00	Complies
06	2437	-10.50	8.00	Complies
09	2452	-11.08	8.00	Complies

End of Test Report