

APPENDIX 3: Photographs of test setup

Radiated Spurious Emission




Photo 1




Photo 2

Worst Case Position


**(Below 1GHz)
(Horizontal: X-axis / Vertical: X-axis)**

**(Above 1GHz)
(Horizontal: Z-axis / Vertical: Y-axis)**

X-axis



Y-axis



Z-axis



Antenna Terminal Conducted Tests




Photo 1




Photo 2

End of Report

UL Japan, Inc.

Ise EMC Lab.

4383-326 Asama-cho, Ise-shi, Mie-ken 516-0021 JAPAN

Telephone : +81 596 24 8999

Facsimile : +81 596 24 8124