

APPENDIX 3: Photographs of test setup
Radiated Spurious Emission




Photo 1



Photo 2


Worst Case Position

**Below 1GHz (Horizontal: X-axis/ Vertical: X-axis)
Above 1GHz (Horizontal: Y-axis/ Vertical: Z-axis)**


X-axis



Y-axis



Z-axis



End of Report