

OCCUPIED BANDWIDTH

Testing was performed using the mode(s) of operation and configuration(s) noted within the report. The individuals and/or the organization requesting the test provided the modes, configurations and settings used to complete the evaluation. The actual test parameters are specified in the test data, this includes items such as investigated frequency range (scanned) and test levels. The testing methods and performance specifications, as well as the test site used for the evaluation are indicated in the test data.

TEST EQUIPMENT

Description	Manufacturer	Model	ID	Last Cal.	Interval (mos)
Spectrum Analyzer	Agilent	N9010A	AFL	9/20/2014	12
DC Block, 40 GHz	Fairview Microwave	SD3379	AMM	2/27/2015	12
Attenuator, 20dB, 40 GHz	Fairview Microwave	SA4018-20	TQY	2/27/2015	12
Signal Generator, 40 GHz	Agilent	N5173B	TIW	7/15/2014	36

TEST DESCRIPTION

The 6dB occupied bandwidth was measured using 100 kHz resolution bandwidth and 300 kHz video bandwidth. The 99.9% (approximate 26 dB) emission bandwidth (EBW) was also measured at the same time.

The EUT was set to the channels and modes listed in the datasheet. The measurement was made using a direct connection between the RF output of the EUT and the spectrum analyzer. The reference level offset on the spectrum analyzer was adjusted to compensate for cable loss and the external attenuation used between the RF output and the spectrum analyzer input.

OCCUPIED BANDWIDTH

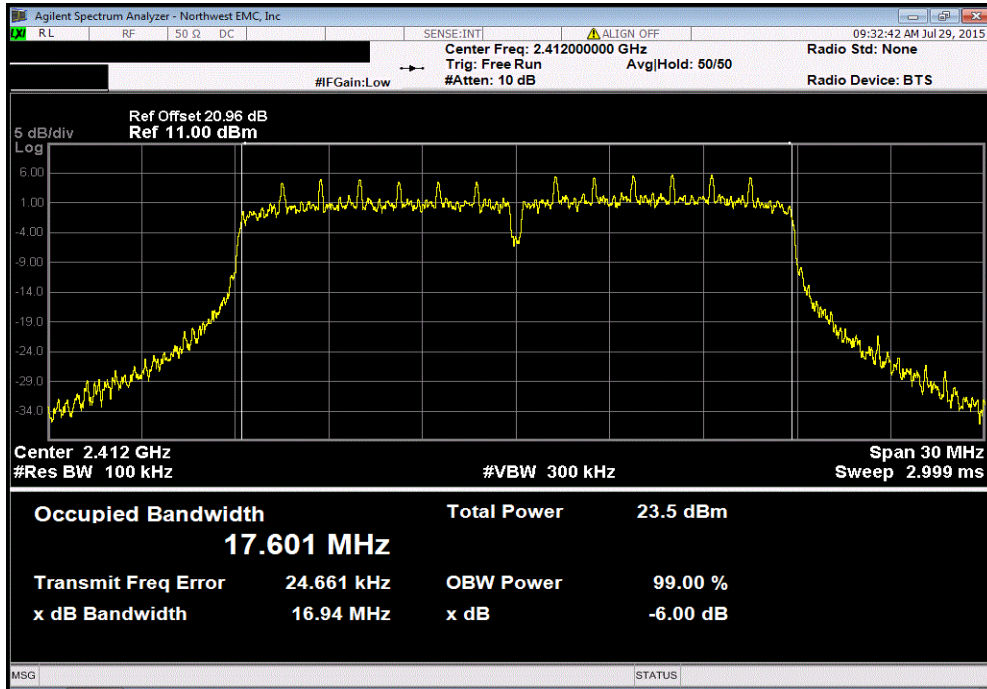


XMI 2015.01.14

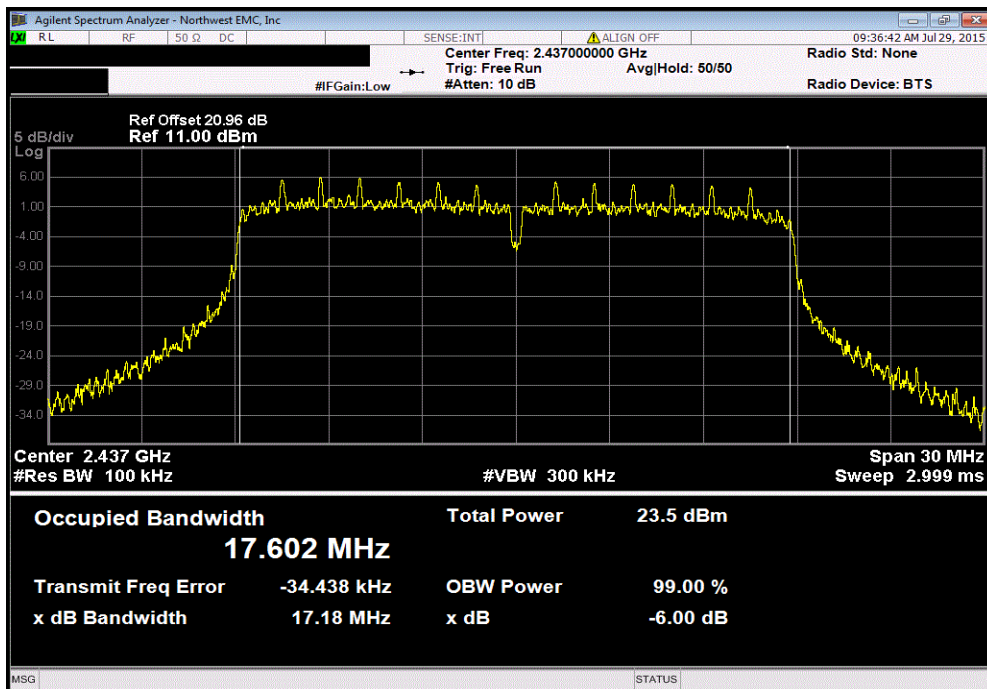
EUT: Firebox T50-W (BS5AE7W)		Work Order: VDEI0009	
Serial Number: 70AF00069-3EB6		Date: 07/29/15	
Customer: WatchGuard Technologies, Inc.		Temperature: 24.9°C	
Attendees: None		Humidity: 47%	
Project: None		Barometric Pres.: 1014 mbar	
Tested by: Jonathan Kiefer		Power: 110VAC/60Hz	Job Site: TX09
TEST SPECIFICATIONS		Test Method	
FCC 15.247:2015		ANSI C63.10:2013	
COMMENTS			
2x2 MIMO mode, Chain AB (Chains 0 and 1).			
DEVIATIONS FROM TEST STANDARD			
None			
Configuration #	1	Signature <i>Jonathan Kiefer</i>	
		Value	Limit (-) Result
Chain A			
	20 MHz		
	2400 MHz - 2483.5 MHz Band		
	802.11(n) MCS8		
	Low Channel 1, 2412 MHz	16.944 MHz	500 kHz Pass
	Mid Channel 6, 2437 MHz	17.183 MHz	500 kHz Pass
	High Channel 11, 2462 MHz	17.326 MHz	500 kHz Pass
	802.11(n) MCS15		
	Low Channel 1, 2412 MHz	17.702 MHz	500 kHz Pass
	Mid Channel 6, 2437 MHz	17.69 MHz	500 kHz Pass
	High Channel 11, 2462 MHz	17.699 MHz	500 kHz Pass
Chain B			
	20 MHz		
	2400 MHz - 2483.5 MHz Band		
	802.11(n) MCS8		
	Low Channel 1, 2412 MHz	17.563 MHz	500 kHz Pass
	Mid Channel 6, 2437 MHz	17.554 MHz	500 kHz Pass
	High Channel 11, 2462 MHz	17.584 MHz	500 kHz Pass
	802.11(n) MCS15		
	Low Channel 1, 2412 MHz	17.681 MHz	500 kHz Pass
	Mid Channel 6, 2437 MHz	17.674 MHz	500 kHz Pass
	High Channel 11, 2462 MHz	17.687 MHz	500 kHz Pass

OCCUPIED BANDWIDTH

Chain A, 20 MHz, 2400 MHz - 2483.5 MHz Band, 802.11(n) MCS8, Low Channel 1, 2412 MHz						
				Value	Limit	Result
				16.944 MHz	>	Pass

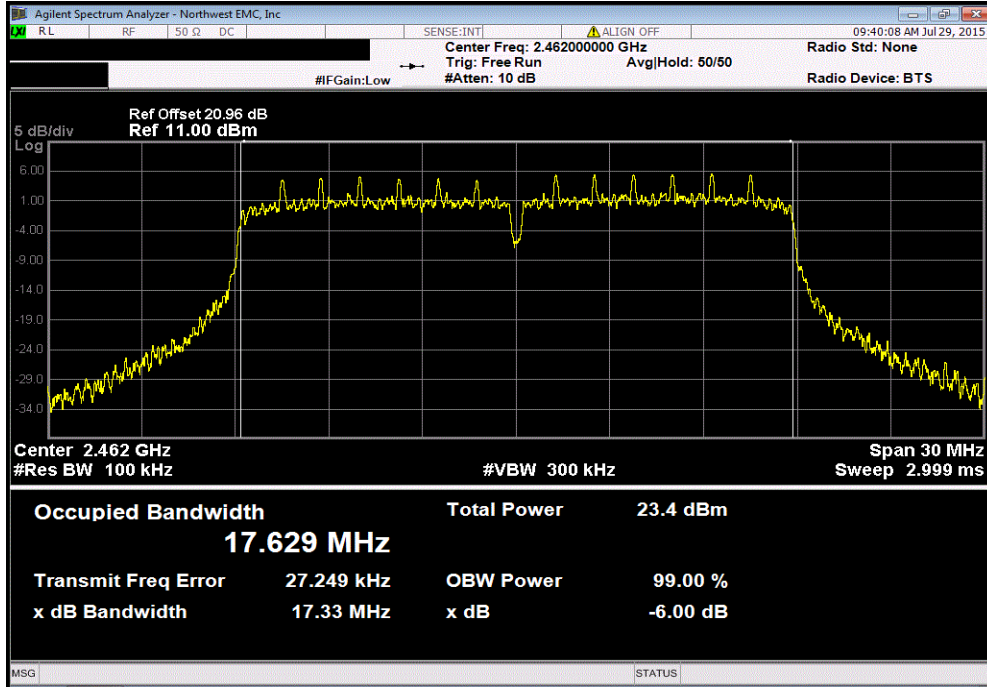


Chain A, 20 MHz, 2400 MHz - 2483.5 MHz Band, 802.11(n) MCS8, Mid Channel 6, 2437 MHz						
				Value	Limit	Result
				17.183 MHz	>	Pass

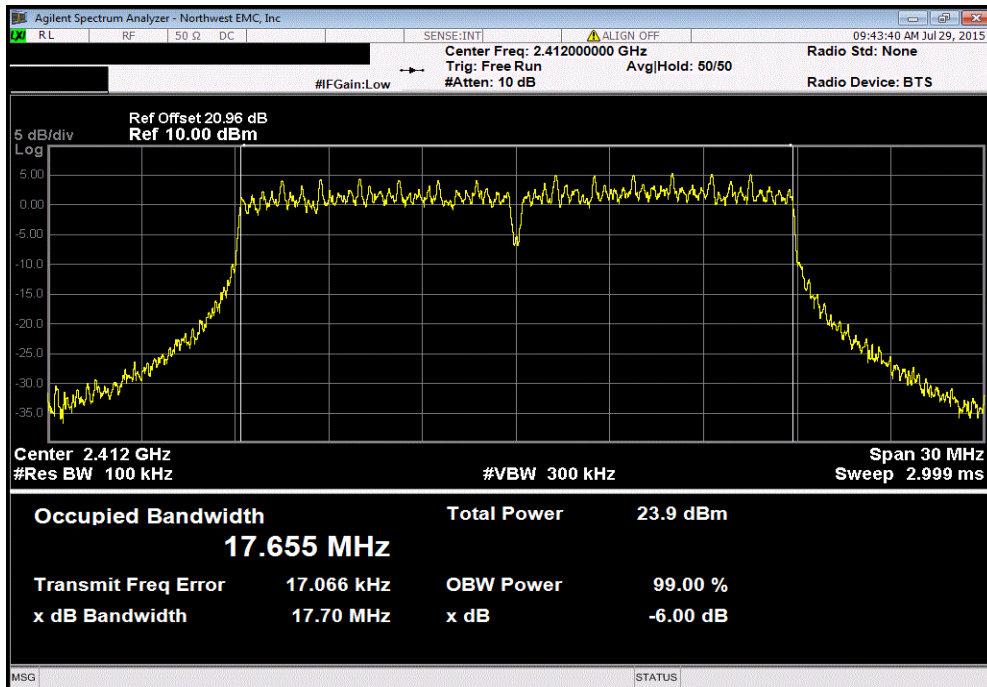


OCCUPIED BANDWIDTH

Chain A, 20 MHz, 2400 MHz - 2483.5 MHz Band, 802.11(n) MCS8, High Channel 11, 2462 MHz						
			Value	Limit	Result	
				(>)		
			17.326 MHz	500 kHz	Pass	



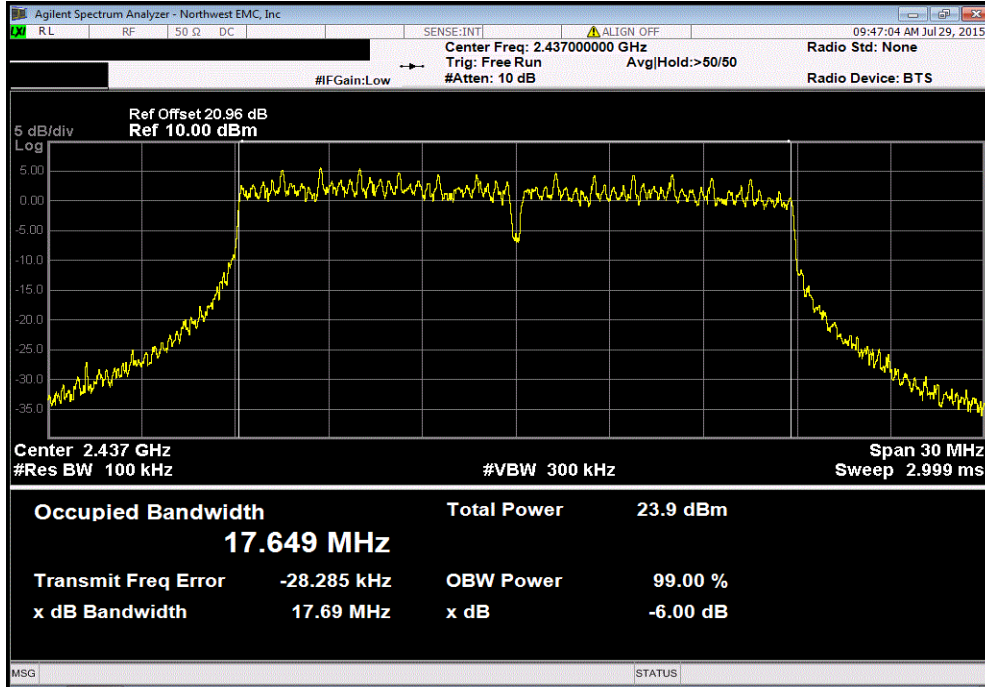
Chain A, 20 MHz, 2400 MHz - 2483.5 MHz Band, 802.11(n) MCS15, Low Channel 1, 2412 MHz						
			Value	Limit	Result	
				(>)		
			17.702 MHz	500 kHz	Pass	



OCCUPIED BANDWIDTH

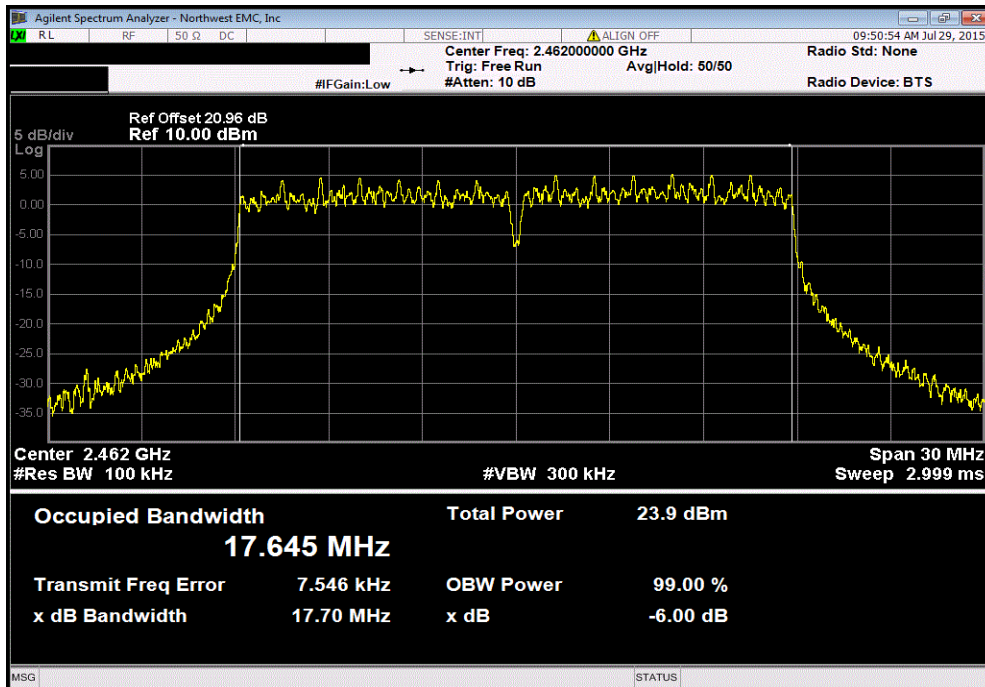
Chain A, 20 MHz, 2400 MHz - 2483.5 MHz Band, 802.11(n) MCS15, Mid Channel 6, 2437 MHz

	Value	Limit	Result
	17.69 MHz	500 kHz	Pass



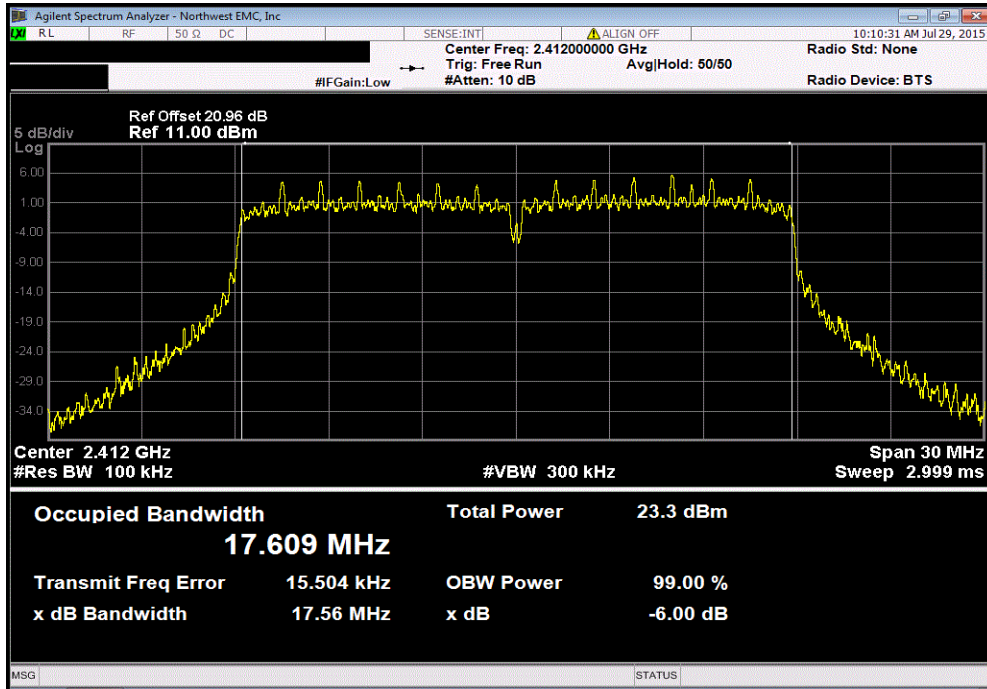
Chain A, 20 MHz, 2400 MHz - 2483.5 MHz Band, 802.11(n) MCS15, High Channel 11, 2462 MHz

	Value	Limit	Result
	17.699 MHz	500 kHz	Pass

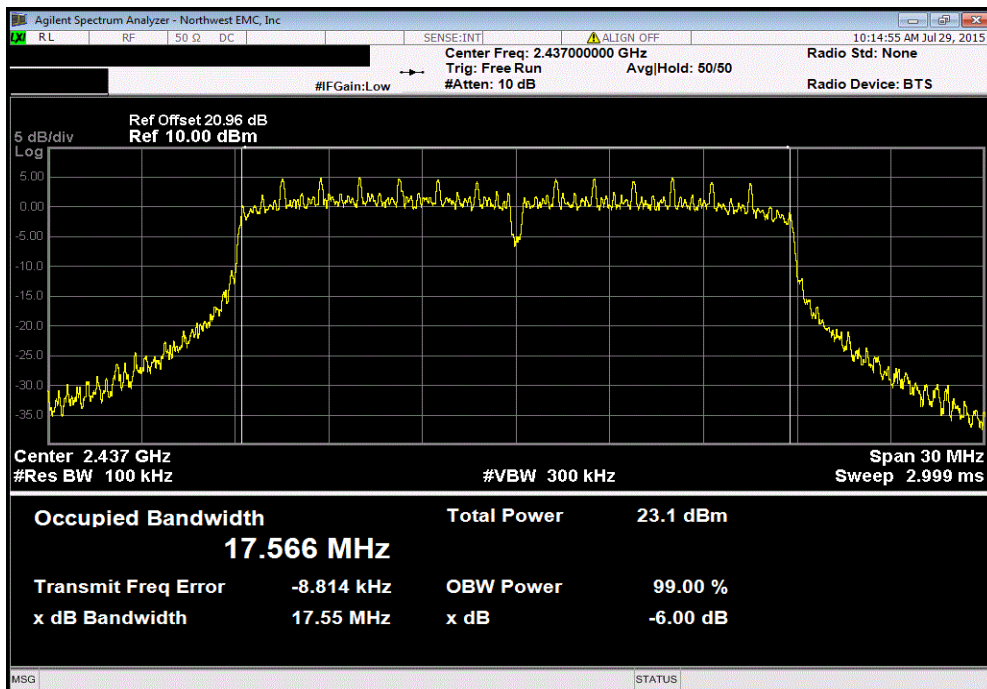


OCCUPIED BANDWIDTH

Chain B, 20 MHz, 2400 MHz - 2483.5 MHz Band, 802.11(n) MCS8, Low Channel 1, 2412 MHz						
			Value	Limit	Result	
				(>)		
			17.563 MHz	500 kHz	Pass	



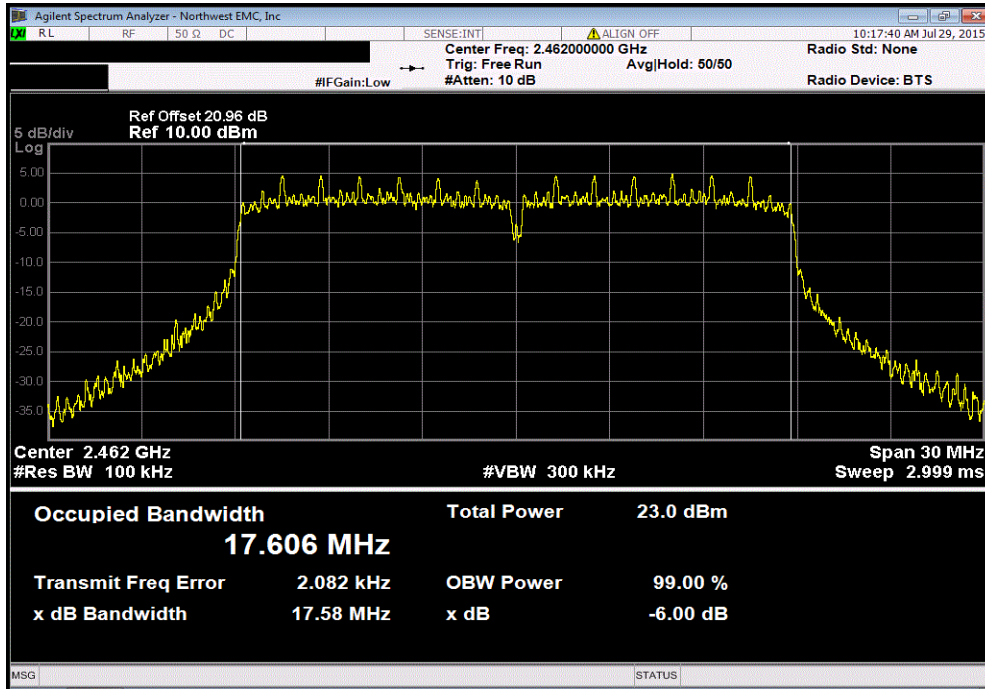
Chain B, 20 MHz, 2400 MHz - 2483.5 MHz Band, 802.11(n) MCS8, Mid Channel 6, 2437 MHz						
			Value	Limit	Result	
				(>)		
			17.554 MHz	500 kHz	Pass	



OCCUPIED BANDWIDTH

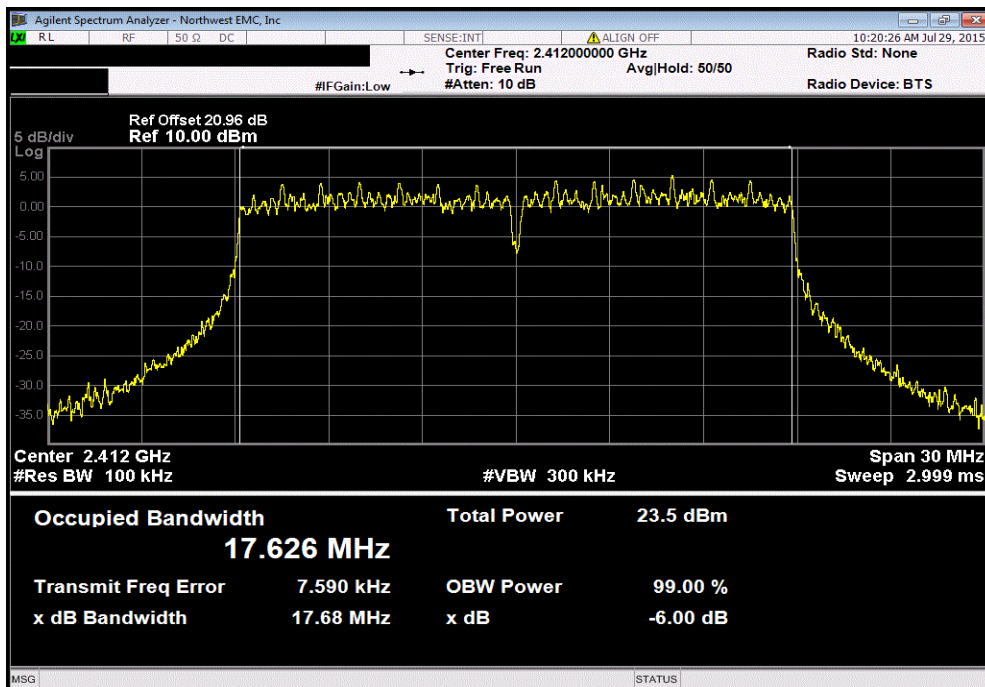
Chain B, 20 MHz, 2400 MHz - 2483.5 MHz Band, 802.11(n) MCS8, High Channel 11, 2462 MHz

			Limit		
	Value		(>)	Result	
	17.584 MHz		500 kHz	Pass	



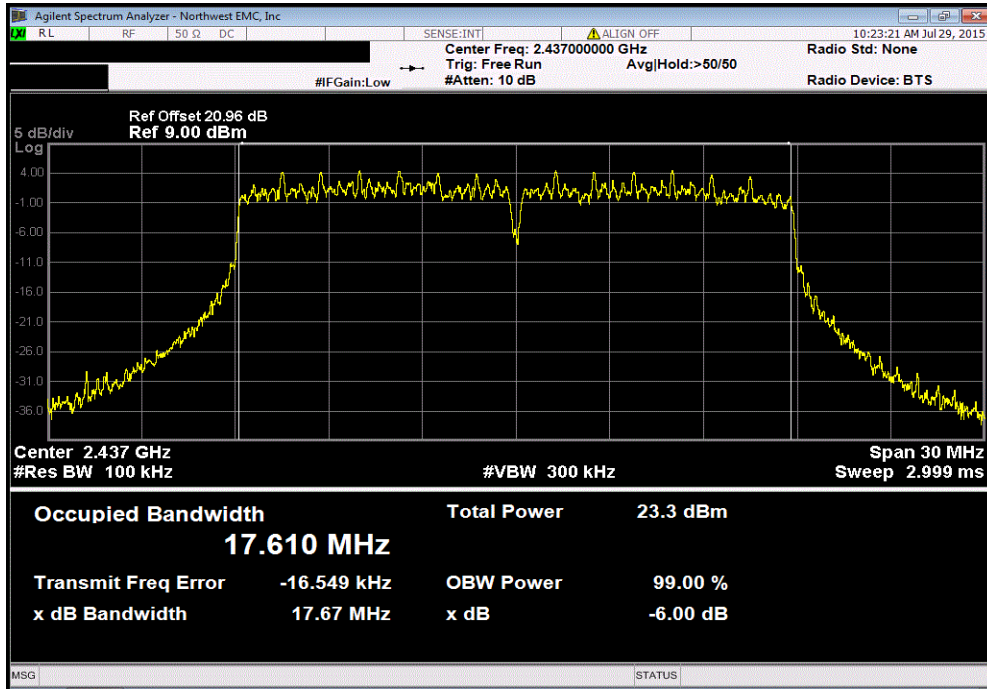
Chain B, 20 MHz, 2400 MHz - 2483.5 MHz Band, 802.11(n) MCS15, Low Channel 1, 2412 MHz

			Limit		
	Value		(>)	Result	
	17.681 MHz		500 kHz	Pass	

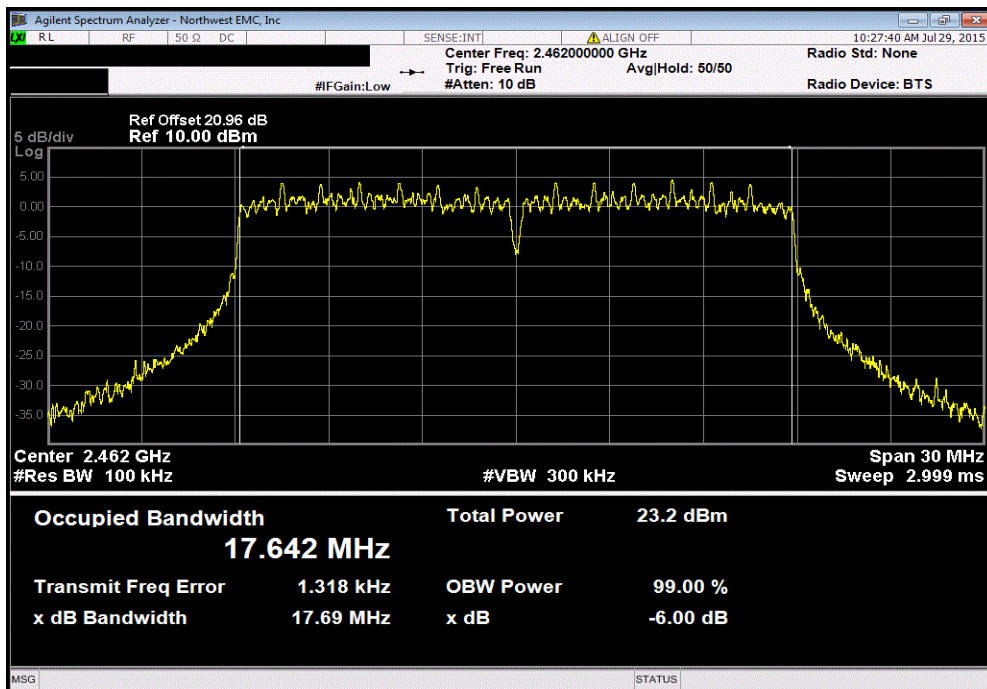


OCCUPIED BANDWIDTH

Chain B, 20 MHz, 2400 MHz - 2483.5 MHz Band, 802.11(n) MCS15, Mid Channel 6, 2437 MHz						
				Value	Limit	Result
				17.674 MHz	500 kHz	Pass



Chain B, 20 MHz, 2400 MHz - 2483.5 MHz Band, 802.11(n) MCS15, High Channel 11, 2462 MHz						
				Value	Limit	Result
				17.687 MHz	500 kHz	Pass



OCCUPIED BANDWIDTH

Testing was performed using the mode(s) of operation and configuration(s) noted within the report. The individuals and/or the organization requesting the test provided the modes, configurations and settings used to complete the evaluation. The actual test parameters are specified in the test data, this includes items such as investigated frequency range (scanned) and test levels. The testing methods and performance specifications, as well as the test site used for the evaluation are indicated in the test data.

TEST EQUIPMENT

Description	Manufacturer	Model	ID	Last Cal.	Interval (mos)
Spectrum Analyzer	Agilent	N9010A	AFL	9/20/2014	12
DC Block, 40 GHz	Fairview Microwave	SD3379	AMM	2/27/2015	12
Attenuator, 20dB, 40 GHz	Fairview Microwave	SA4018-20	TQY	2/27/2015	12
Signal Generator, 40 GHz	Agilent	N5173B	TIW	7/15/2014	36

TEST DESCRIPTION

The 6dB occupied bandwidth was measured using 100 kHz resolution bandwidth and 300 kHz video bandwidth. The 99.9% (approximate 26 dB) emission bandwidth (EBW) was also measured at the same time.

The EUT was set to the channels and modes listed in the datasheet. The measurement was made using a direct connection between the RF output of the EUT and the spectrum analyzer. The reference level offset on the spectrum analyzer was adjusted to compensate for cable loss and the external attenuation used between the RF output and the spectrum analyzer input.

OCCUPIED BANDWIDTH

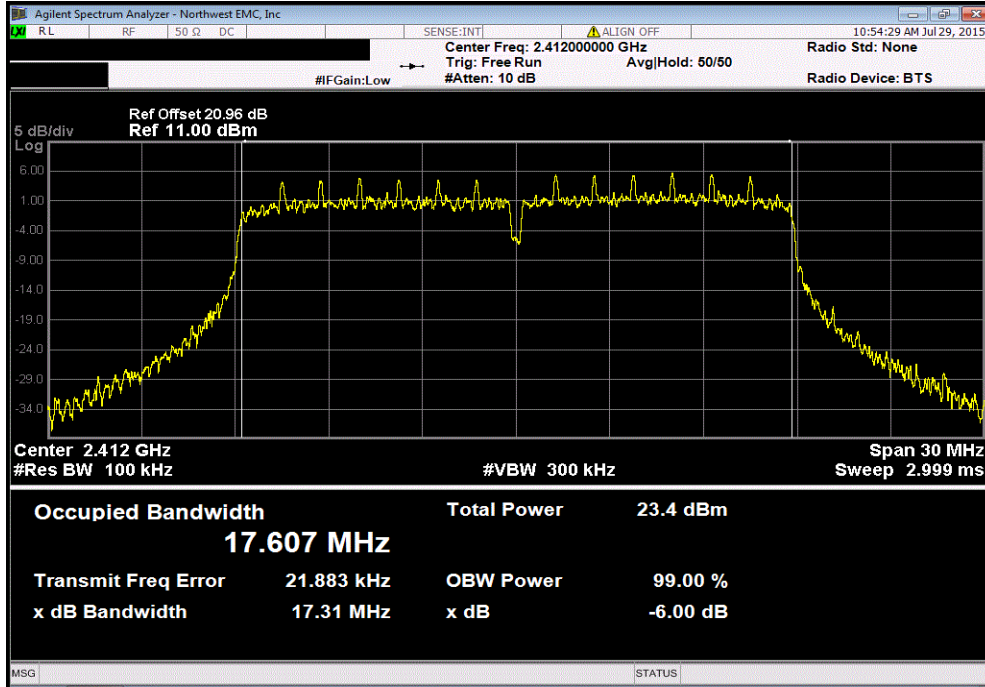


XMit 2015.01.14

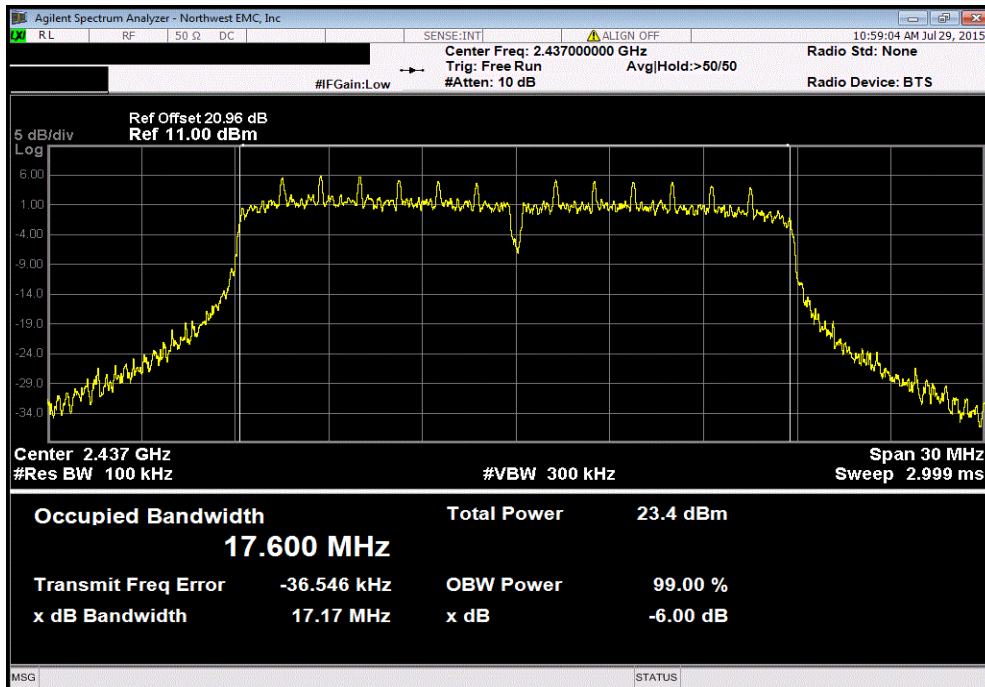
EUT: Firebox T50-W (BS5AE7W)		Work Order: VDEI0009	
Serial Number: 70AF00069-3EB6		Date: 07/29/15	
Customer: WatchGuard Technologies, Inc.		Temperature: 24.9°C	
Attendees: None		Humidity: 47%	
Project: None		Barometric Pres.: 1014 mbar	
Tested by: Jonathan Kiefer		Power: 110VAC/60Hz	
TEST SPECIFICATIONS		Test Method	
FCC 15.247:2015		ANSI C63.10:2013	
COMMENTS			
2x2 MIMO mode, Chain AC (Chains 0 and 2).			
DEVIATIONS FROM TEST STANDARD			
None			
Configuration #	1	Signature <i>Jonathan Kiefer</i>	
		Value	Limit (>)
Chain A			
	20 MHz		
	2400 MHz - 2483.5 MHz Band		
	802.11(n) MCS8		
	Low Channel 1, 2412 MHz	17.31 MHz	500 kHz
	Mid Channel 6, 2437 MHz	17.172 MHz	500 kHz
	High Channel 11, 2462 MHz	17.313 MHz	500 kHz
	802.11(n) MCS15		
	Low Channel 1, 2412 MHz	17.662 MHz	500 kHz
	Mid Channel 6, 2437 MHz	17.695 MHz	500 kHz
	High Channel 11, 2462 MHz	17.705 MHz	500 kHz
Chain C			
	20 MHz		
	2400 MHz - 2483.5 MHz Band		
	802.11(n) MCS8		
	Low Channel 1, 2412 MHz	17.579 MHz	500 kHz
	Mid Channel 6, 2437 MHz	17.584 MHz	500 kHz
	High Channel 11, 2462 MHz	17.558 MHz	500 kHz
	802.11(n) MCS15		
	Low Channel 1, 2412 MHz	17.691 MHz	500 kHz
	Mid Channel 6, 2437 MHz	17.699 MHz	500 kHz
	High Channel 11, 2462 MHz	17.696 MHz	500 kHz

OCCUPIED BANDWIDTH

Chain A, 20 MHz, 2400 MHz - 2483.5 MHz Band, 802.11(n) MCS8, Low Channel 1, 2412 MHz						
				Value	Limit	Result
				17.31 MHz	>	Pass

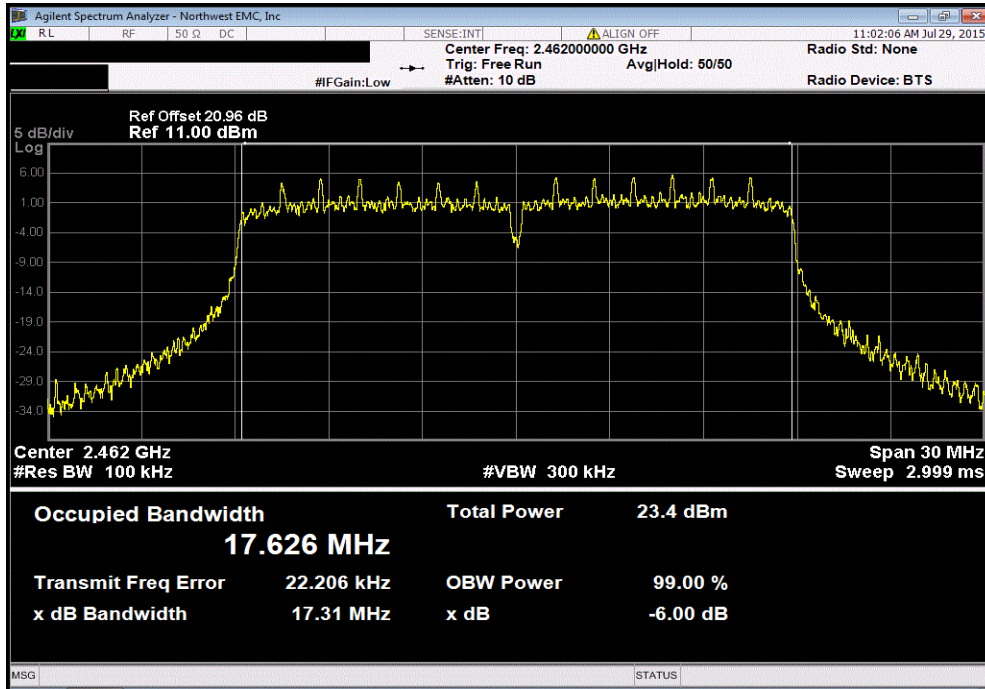


Chain A, 20 MHz, 2400 MHz - 2483.5 MHz Band, 802.11(n) MCS8, Mid Channel 6, 2437 MHz						
				Value	Limit	Result
				17.172 MHz	>	Pass

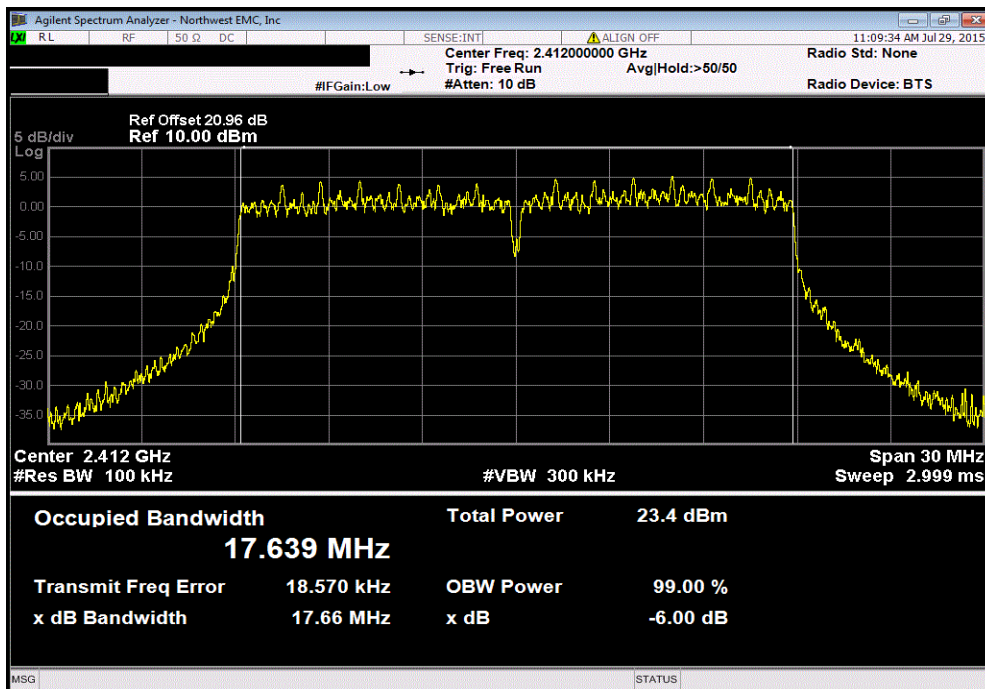


OCCUPIED BANDWIDTH

Chain A, 20 MHz, 2400 MHz - 2483.5 MHz Band, 802.11(n) MCS8, High Channel 11, 2462 MHz						
			Value	Limit	Result	
				(>)		
			17.313 MHz	500 kHz	Pass	

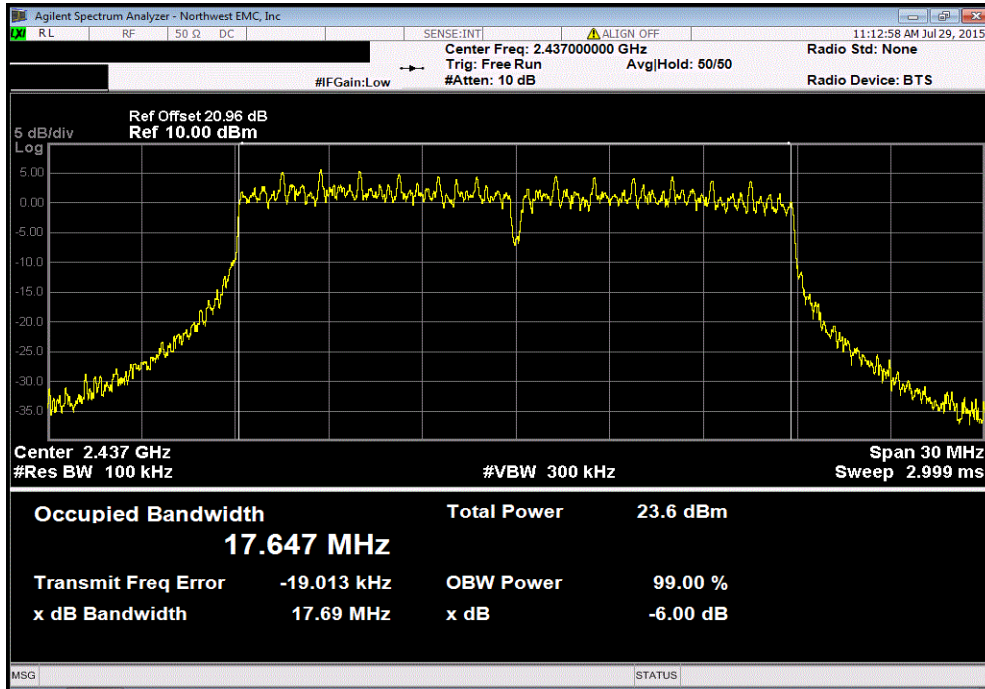


Chain A, 20 MHz, 2400 MHz - 2483.5 MHz Band, 802.11(n) MCS15, Low Channel 1, 2412 MHz						
			Value	Limit	Result	
				(>)		
			17.662 MHz	500 kHz	Pass	

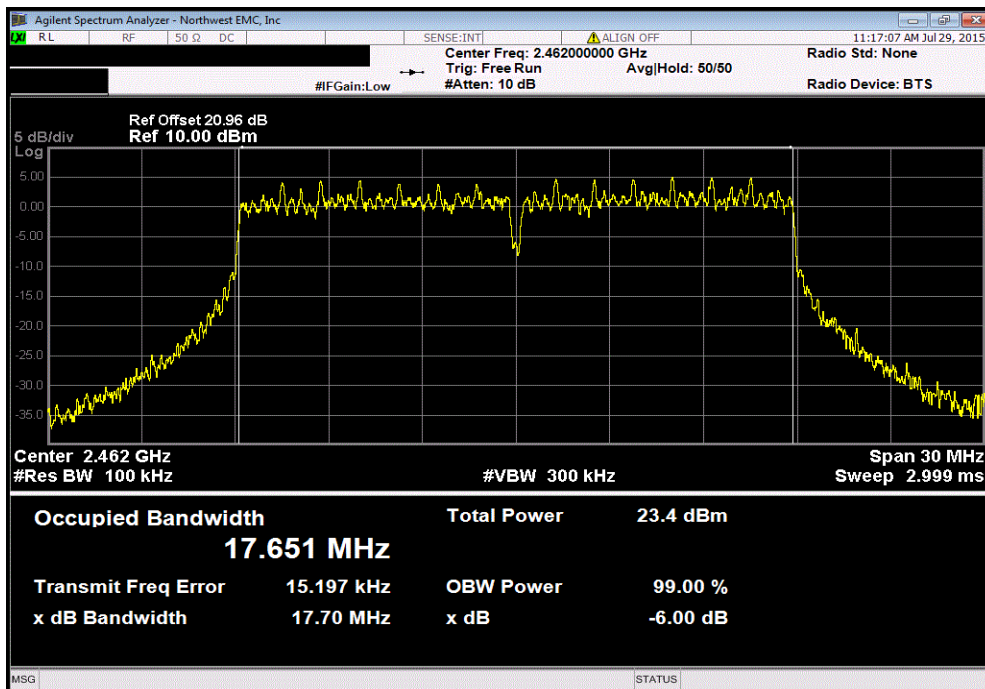


OCCUPIED BANDWIDTH

Chain A, 20 MHz, 2400 MHz - 2483.5 MHz Band, 802.11(n) MCS15, Mid Channel 6, 2437 MHz						
				Value	Limit	Result
				17.695 MHz	500 kHz	Pass

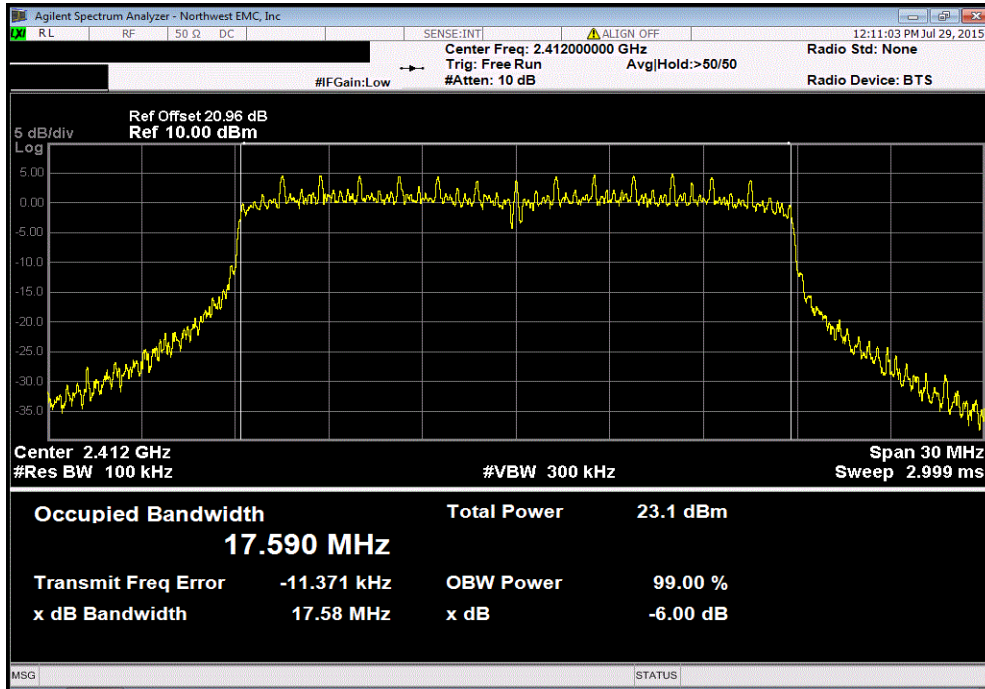


Chain A, 20 MHz, 2400 MHz - 2483.5 MHz Band, 802.11(n) MCS15, High Channel 11, 2462 MHz						
				Value	Limit	Result
				17.705 MHz	500 kHz	Pass

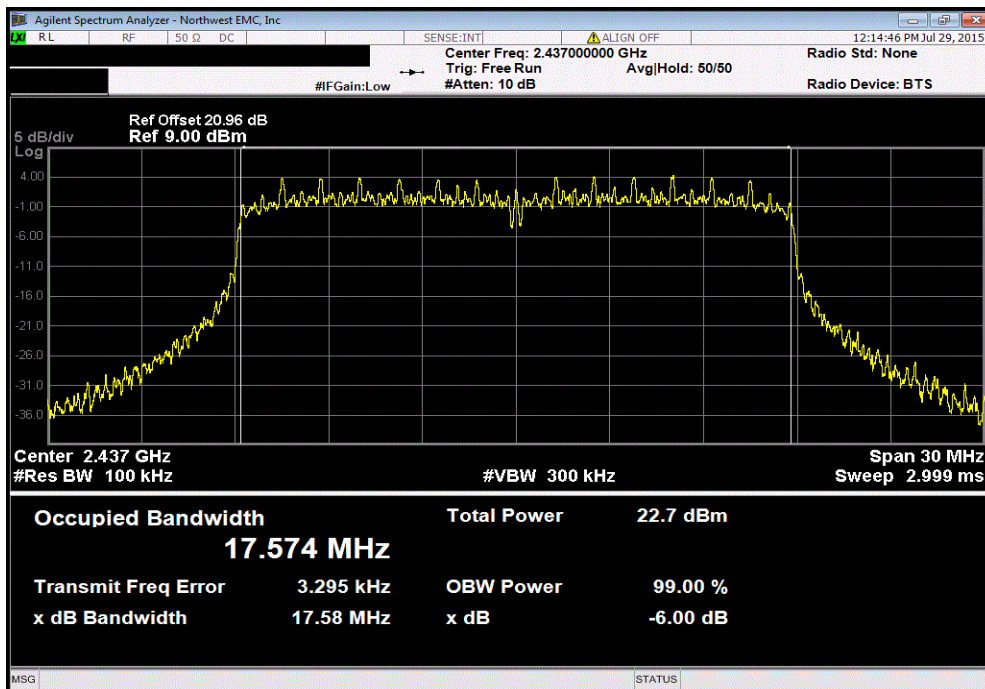


OCCUPIED BANDWIDTH

Chain C, 20 MHz, 2400 MHz - 2483.5 MHz Band, 802.11(n) MCS8, Low Channel 1, 2412 MHz						
				Value	Limit	Result
				17.579 MHz	500 kHz	Pass



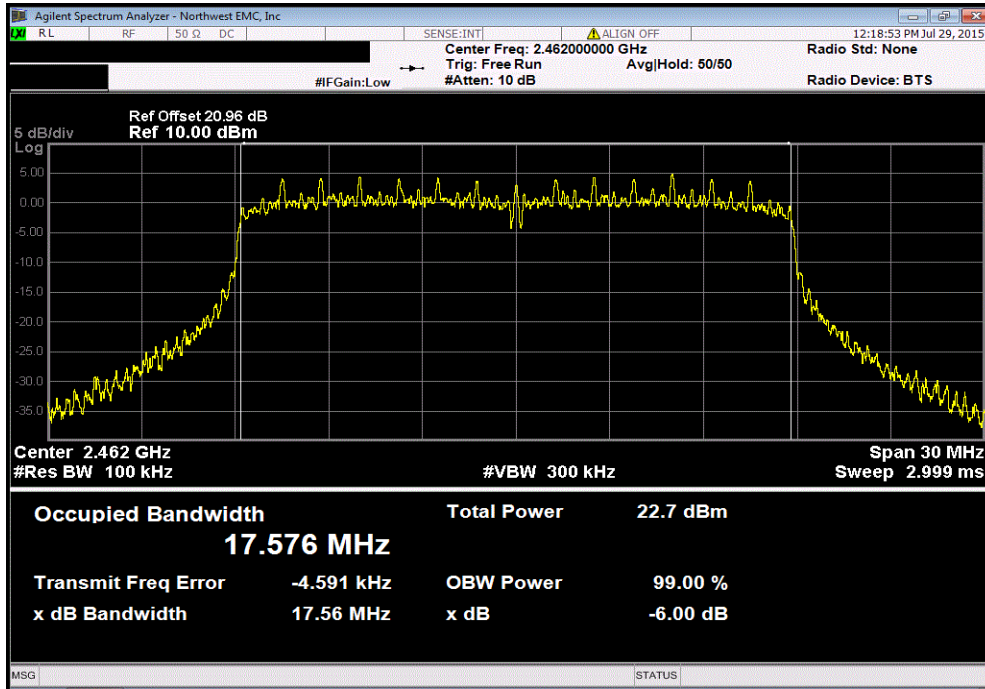
Chain C, 20 MHz, 2400 MHz - 2483.5 MHz Band, 802.11(n) MCS8, Mid Channel 6, 2437 MHz						
				Value	Limit	Result
				17.584 MHz	500 kHz	Pass



OCCUPIED BANDWIDTH

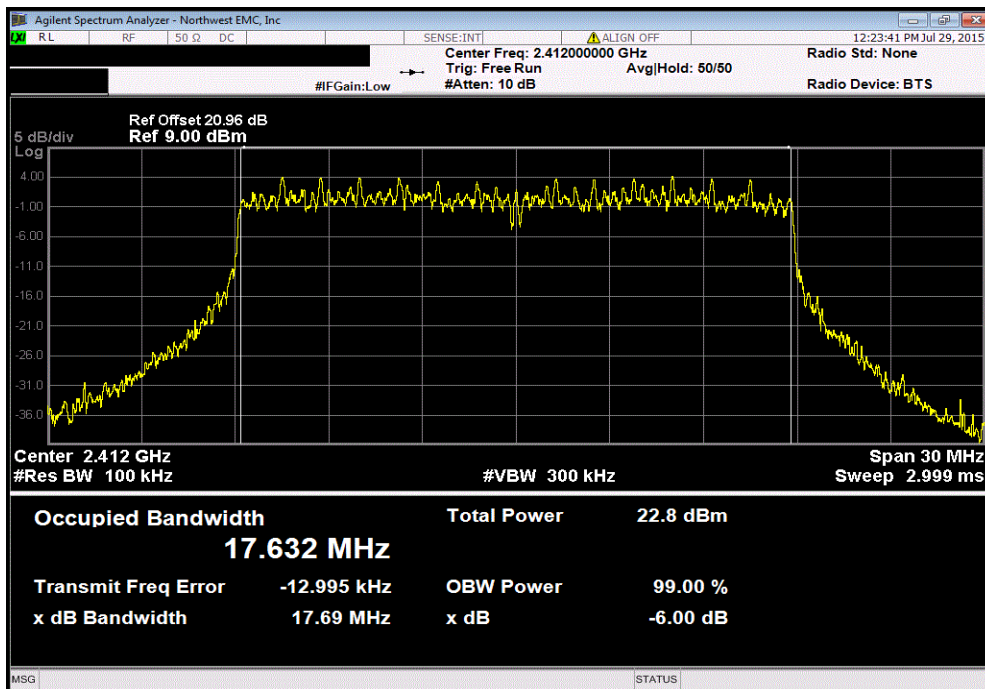
Chain C, 20 MHz, 2400 MHz - 2483.5 MHz Band, 802.11(n) MCS8, High Channel 11, 2462 MHz

	Value	Limit	Result
	17.558 MHz	500 kHz	Pass



Chain C, 20 MHz, 2400 MHz - 2483.5 MHz Band, 802.11(n) MCS15, Low Channel 1, 2412 MHz

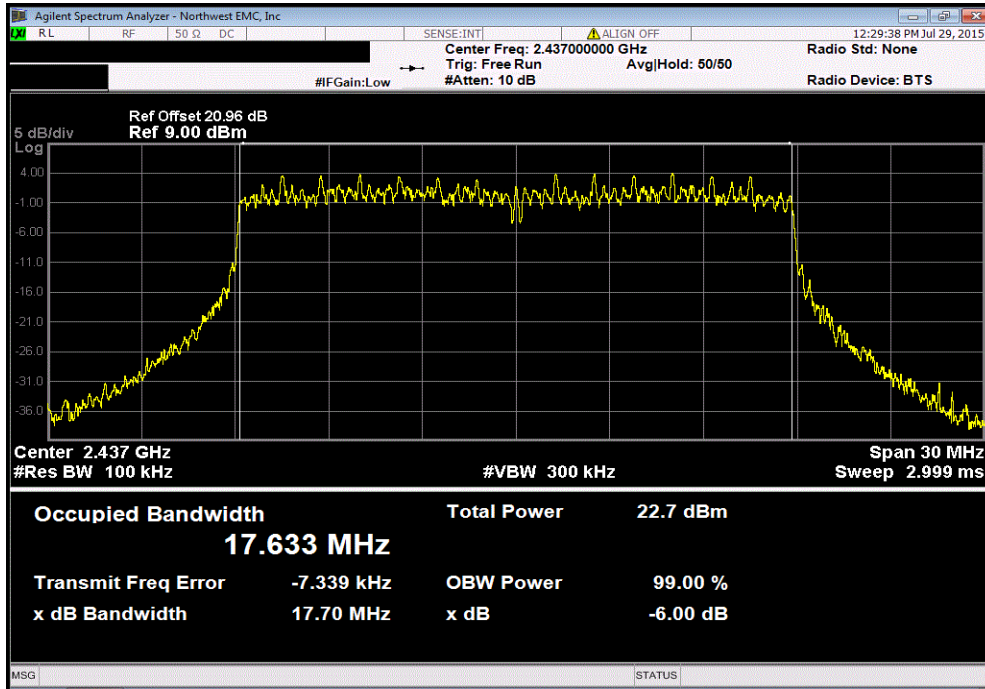
	Value	Limit	Result
	17.691 MHz	500 kHz	Pass



OCCUPIED BANDWIDTH

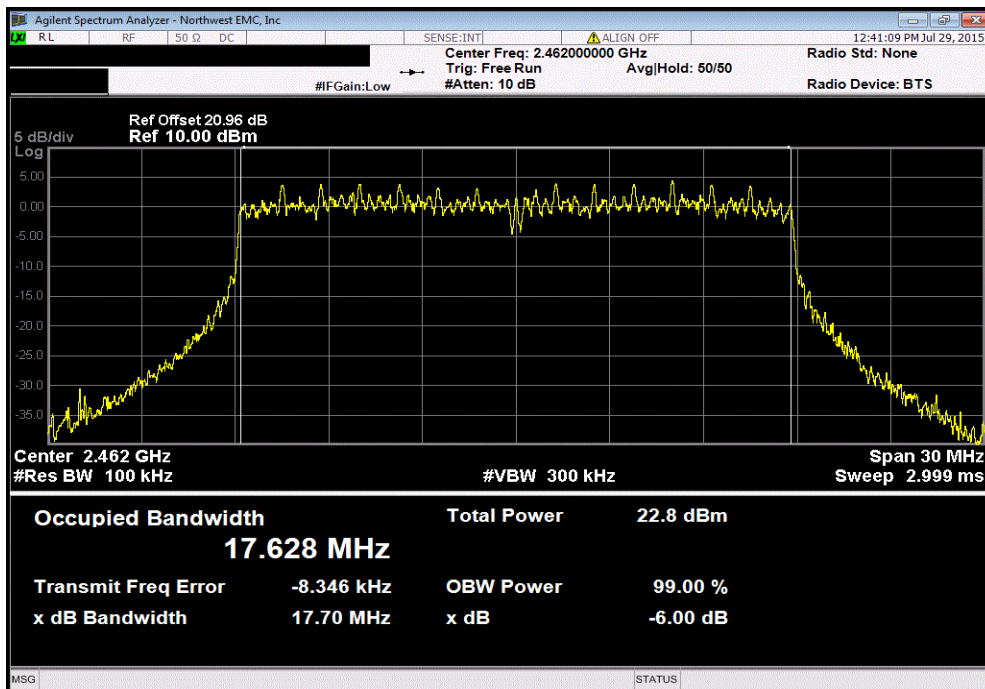
Chain C, 20 MHz, 2400 MHz - 2483.5 MHz Band, 802.11(n) MCS15, Mid Channel 6, 2437 MHz

	Value	Limit	Result
	17.699 MHz	500 kHz	Pass



Chain C, 20 MHz, 2400 MHz - 2483.5 MHz Band, 802.11(n) MCS15, High Channel 11, 2462 MHz

	Value	Limit	Result
	17.696 MHz	500 kHz	Pass



OCCUPIED BANDWIDTH

Testing was performed using the mode(s) of operation and configuration(s) noted within the report. The individuals and/or the organization requesting the test provided the modes, configurations and settings used to complete the evaluation. The actual test parameters are specified in the test data, this includes items such as investigated frequency range (scanned) and test levels. The testing methods and performance specifications, as well as the test site used for the evaluation are indicated in the test data.

TEST EQUIPMENT

Description	Manufacturer	Model	ID	Last Cal.	Interval (mos)
Spectrum Analyzer	Agilent	N9010A	AFL	9/20/2014	12
DC Block, 40 GHz	Fairview Microwave	SD3379	AMM	2/27/2015	12
Attenuator, 20dB, 40 GHz	Fairview Microwave	SA4018-20	TQY	2/27/2015	12
Signal Generator, 40 GHz	Agilent	N5173B	TIW	7/15/2014	36

TEST DESCRIPTION

The 6dB occupied bandwidth was measured using 100 kHz resolution bandwidth and 300 kHz video bandwidth. The 99.9% (approximate 26 dB) emission bandwidth (EBW) was also measured at the same time.

The EUT was set to the channels and modes listed in the datasheet. The measurement was made using a direct connection between the RF output of the EUT and the spectrum analyzer. The reference level offset on the spectrum analyzer was adjusted to compensate for cable loss and the external attenuation used between the RF output and the spectrum analyzer input.

OCCUPIED BANDWIDTH



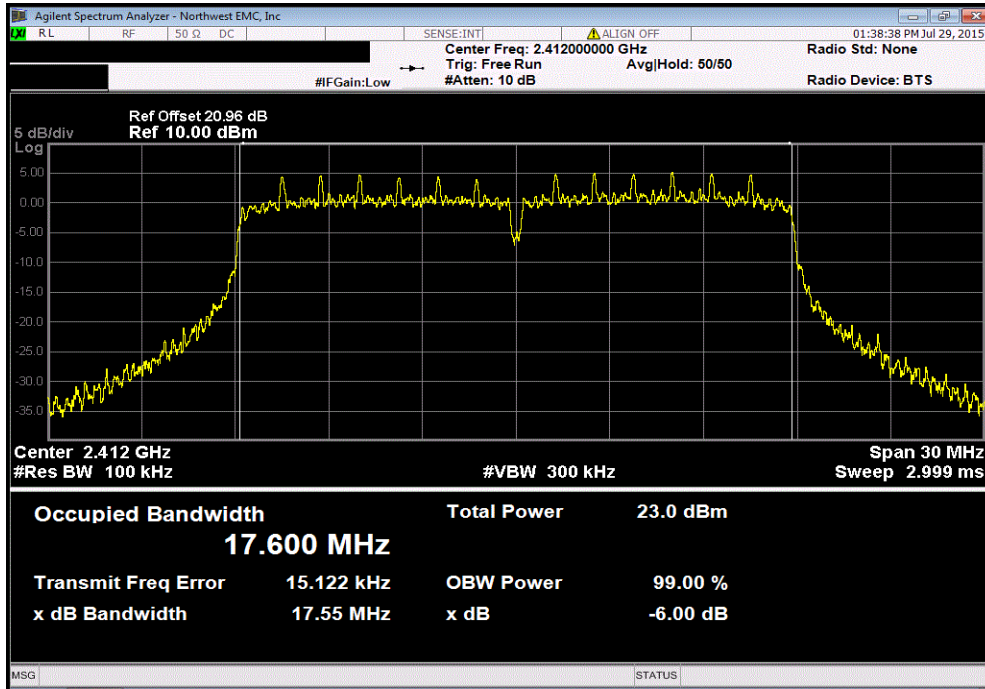
XMit 2015.01.14

EUT: Firebox T50-W (BS5AE7W)		Work Order: VDEI0009	
Serial Number: 70AF00069-3EB6		Date: 07/29/15	
Customer: WatchGuard Technologies, Inc.		Temperature: 24.9°C	
Attendees: None		Humidity: 47%	
Project: None		Barometric Pres.: 1014 mbar	
Tested by: Jonathan Kiefer		Power: 110VAC/60Hz	
TEST SPECIFICATIONS		Test Method	
FCC 15.247:2015		ANSI C63.10:2013	
COMMENTS			
2x2 MIMO mode, Chain BC (Chains 1 and 2).			
DEVIATIONS FROM TEST STANDARD			
None			
Configuration #	1	Signature <i>Jonathan Kiefer</i>	
		Value	Limit (>)
Chain B			
	20 MHz		
	2400 MHz - 2483.5 MHz Band		
	802.11(n) MCS8		
	Low Channel 1, 2412 MHz	17.553 MHz	500 kHz Pass
	Mid Channel 6, 2437 MHz	17.178 MHz	500 kHz Pass
	High Channel 11, 2462 MHz	17.548 MHz	500 kHz Pass
	802.11(n) MCS15		
	Low Channel 1, 2412 MHz	17.655 MHz	500 kHz Pass
	Mid Channel 6, 2437 MHz	17.664 MHz	500 kHz Pass
	High Channel 11, 2462 MHz	17.685 MHz	500 kHz Pass
Chain C			
	20 MHz		
	2400 MHz - 2483.5 MHz Band		
	802.11(n) MCS8		
	Low Channel 1, 2412 MHz	17.585 MHz	500 kHz Pass
	Mid Channel 6, 2437 MHz	17.553 MHz	500 kHz Pass
	High Channel 11, 2462 MHz	17.557 MHz	500 kHz Pass
	802.11(n) MCS15		
	Low Channel 1, 2412 MHz	17.71 MHz	500 kHz Pass
	Mid Channel 6, 2437 MHz	17.676 MHz	500 kHz Pass
	High Channel 11, 2462 MHz	17.68 MHz	500 kHz Pass

OCCUPIED BANDWIDTH

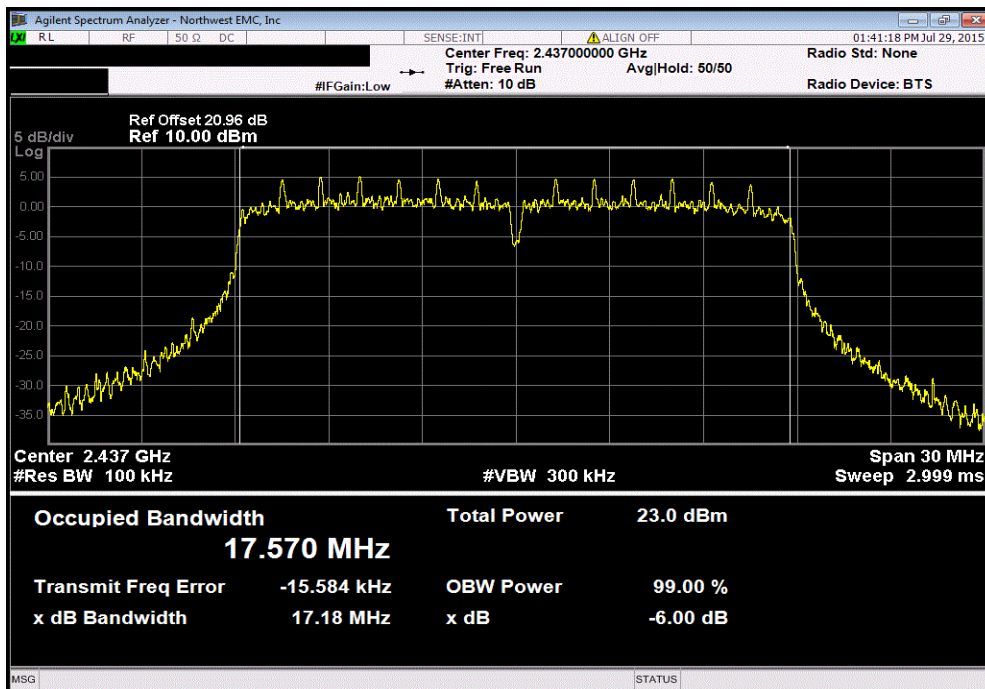
Chain B, 20 MHz, 2400 MHz - 2483.5 MHz Band, 802.11(n) MCS8, Low Channel 1, 2412 MHz

				Value	Limit	Result
				17.553 MHz	500 kHz	Pass



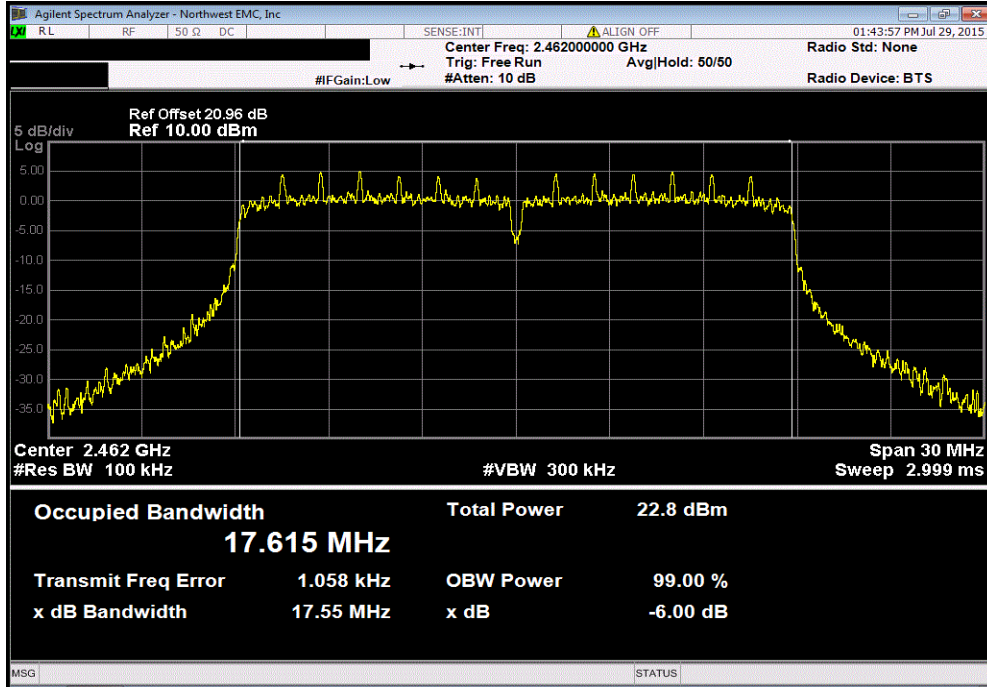
Chain B, 20 MHz, 2400 MHz - 2483.5 MHz Band, 802.11(n) MCS8, Mid Channel 6, 2437 MHz

				Value	Limit	Result
				17.178 MHz	500 kHz	Pass

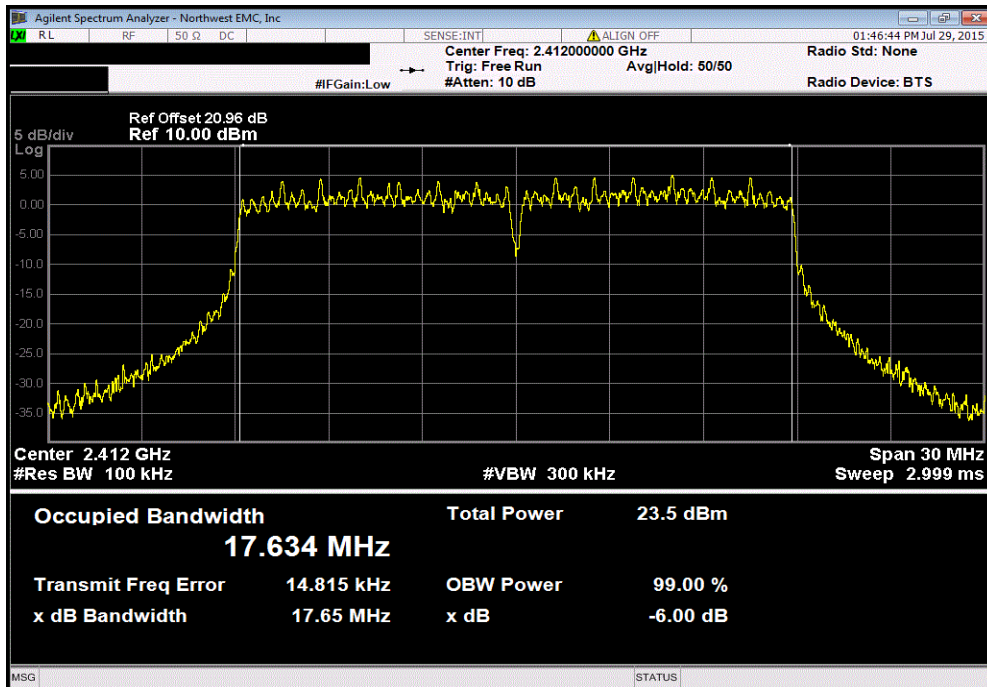


OCCUPIED BANDWIDTH

Chain B, 20 MHz, 2400 MHz - 2483.5 MHz Band, 802.11(n) MCS8, High Channel 11, 2462 MHz						
			Value	Limit	Result	
				(>)		
			17.548 MHz	500 kHz	Pass	



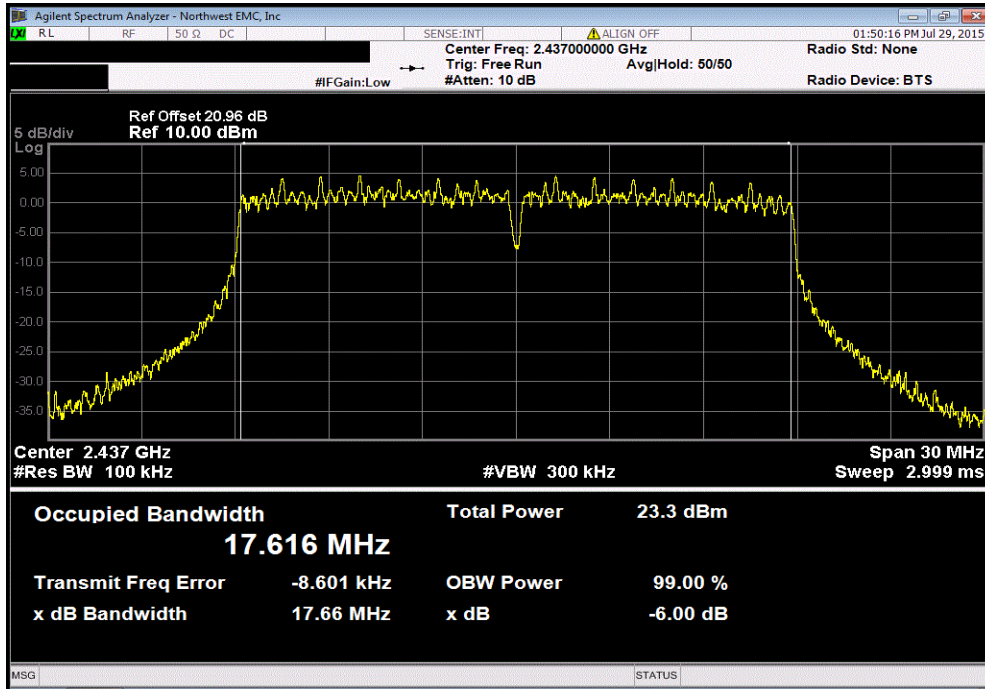
Chain B, 20 MHz, 2400 MHz - 2483.5 MHz Band, 802.11(n) MCS15, Low Channel 1, 2412 MHz						
			Value	Limit	Result	
				(>)		
			17.655 MHz	500 kHz	Pass	



OCCUPIED BANDWIDTH

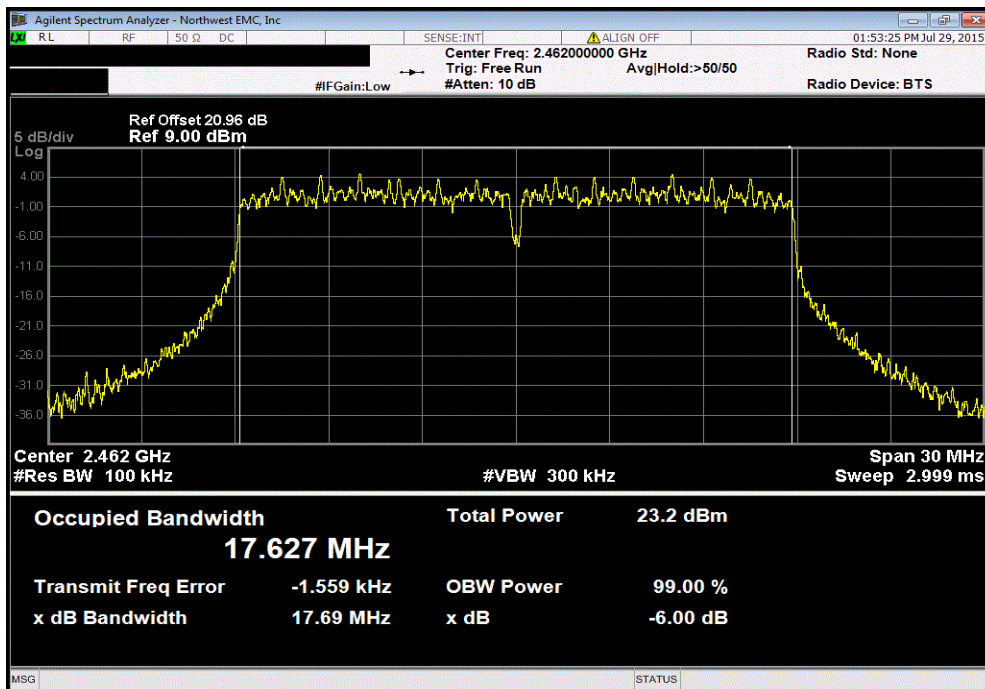
Chain B, 20 MHz, 2400 MHz - 2483.5 MHz Band, 802.11(n) MCS15, Mid Channel 6, 2437 MHz

	Value	Limit	Result
	17.664 MHz	(>) 500 kHz	Pass



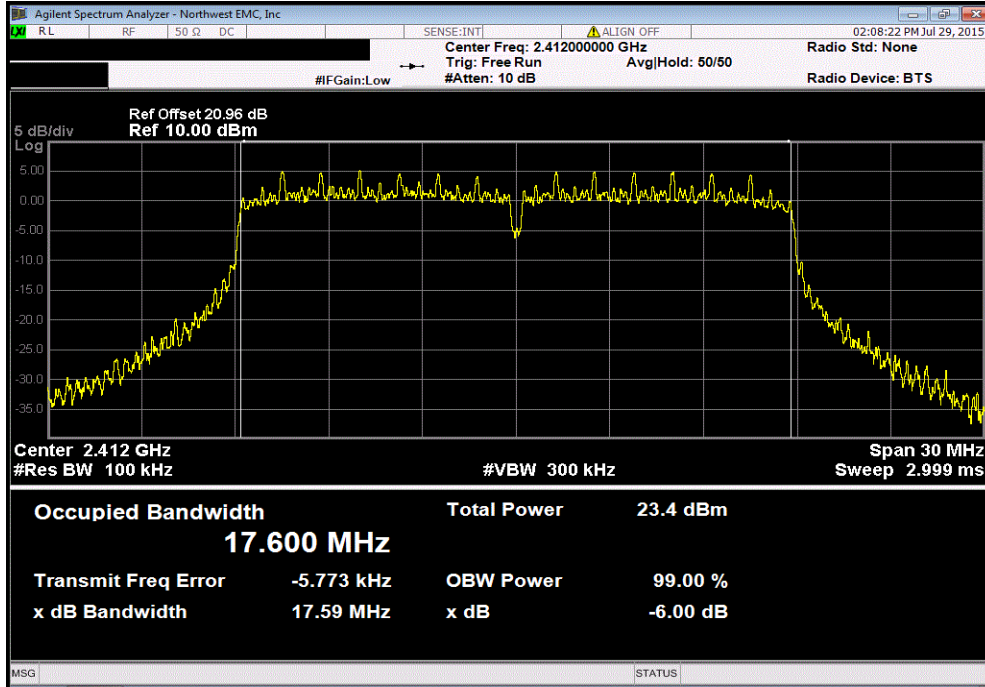
Chain B, 20 MHz, 2400 MHz - 2483.5 MHz Band, 802.11(n) MCS15, High Channel 11, 2462 MHz

	Value	Limit	Result
	17.685 MHz	(>) 500 kHz	Pass

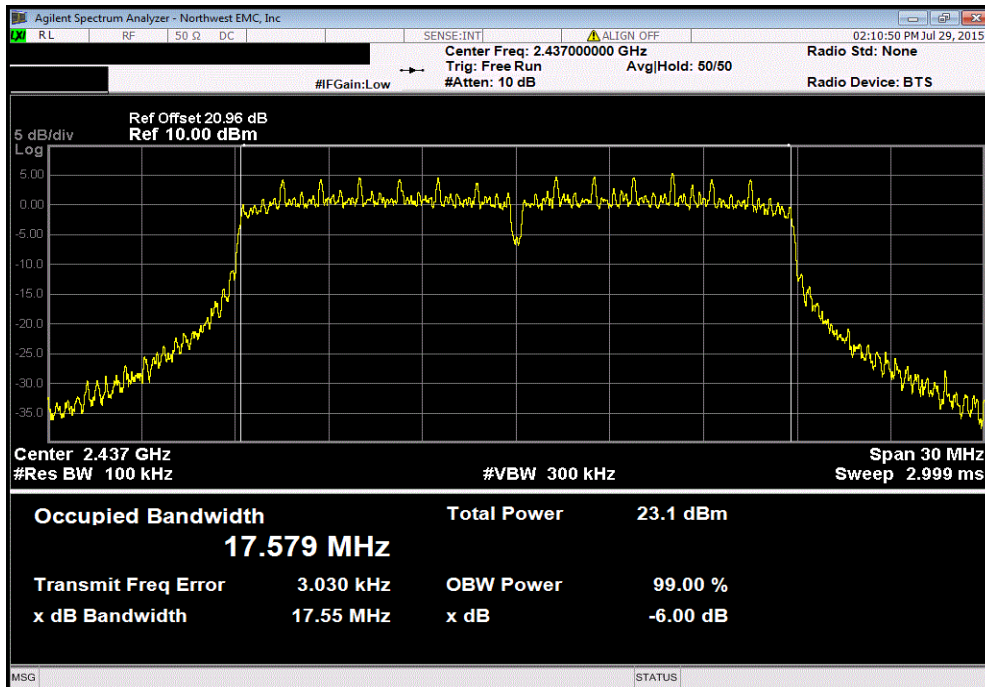


OCCUPIED BANDWIDTH

Chain C, 20 MHz, 2400 MHz - 2483.5 MHz Band, 802.11(n) MCS8, Low Channel 1, 2412 MHz						
				Value	Limit	Result
				17.585 MHz	>	Pass



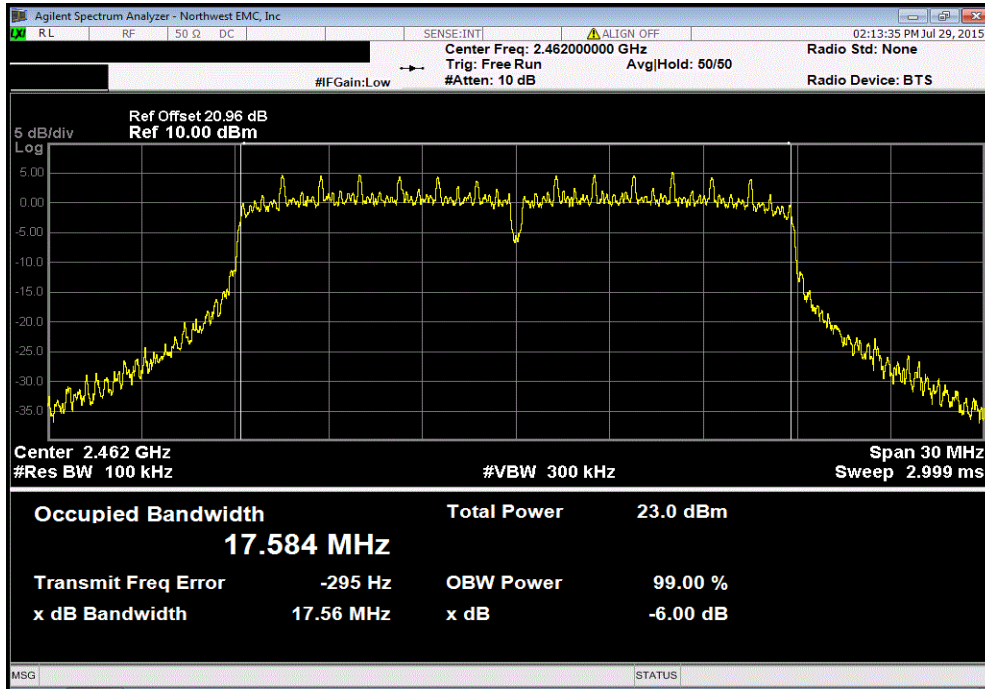
Chain C, 20 MHz, 2400 MHz - 2483.5 MHz Band, 802.11(n) MCS8, Mid Channel 6, 2437 MHz						
				Value	Limit	Result
				17.553 MHz	>	Pass



OCCUPIED BANDWIDTH

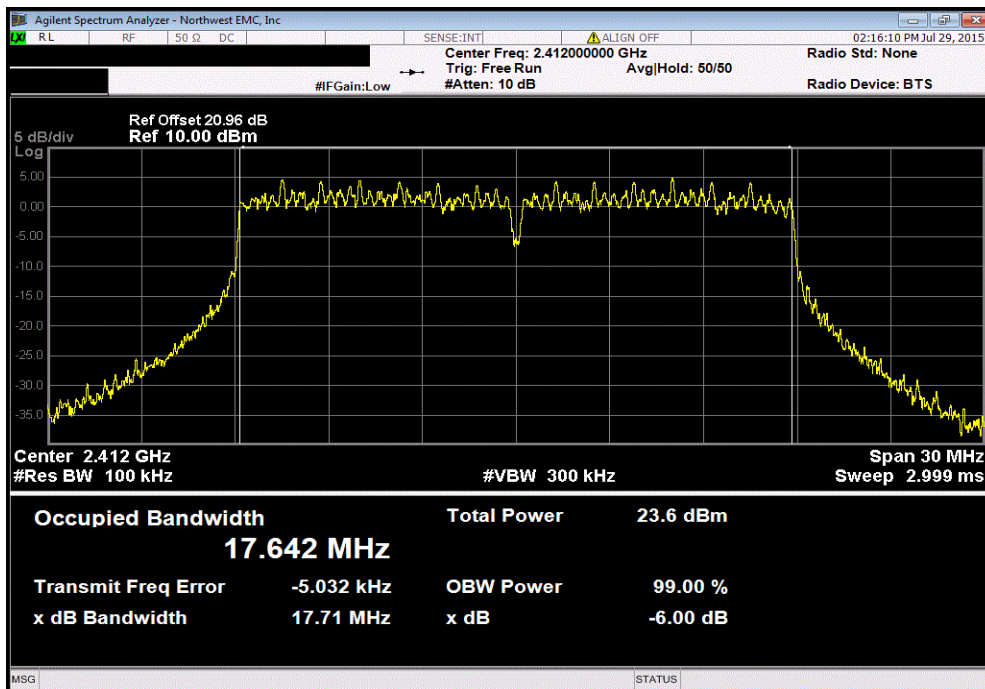
Chain C, 20 MHz, 2400 MHz - 2483.5 MHz Band, 802.11(n) MCS8, High Channel 11, 2462 MHz

	Value	Limit	Result
	17.557 MHz	500 kHz	Pass



Chain C, 20 MHz, 2400 MHz - 2483.5 MHz Band, 802.11(n) MCS15, Low Channel 1, 2412 MHz

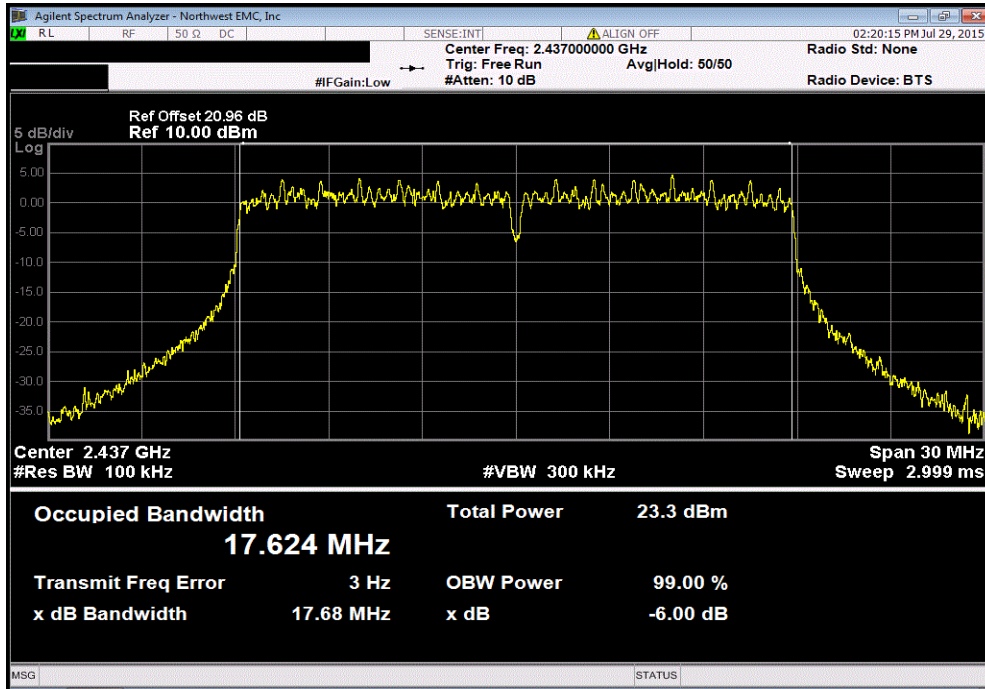
	Value	Limit	Result
	17.71 MHz	500 kHz	Pass



OCCUPIED BANDWIDTH

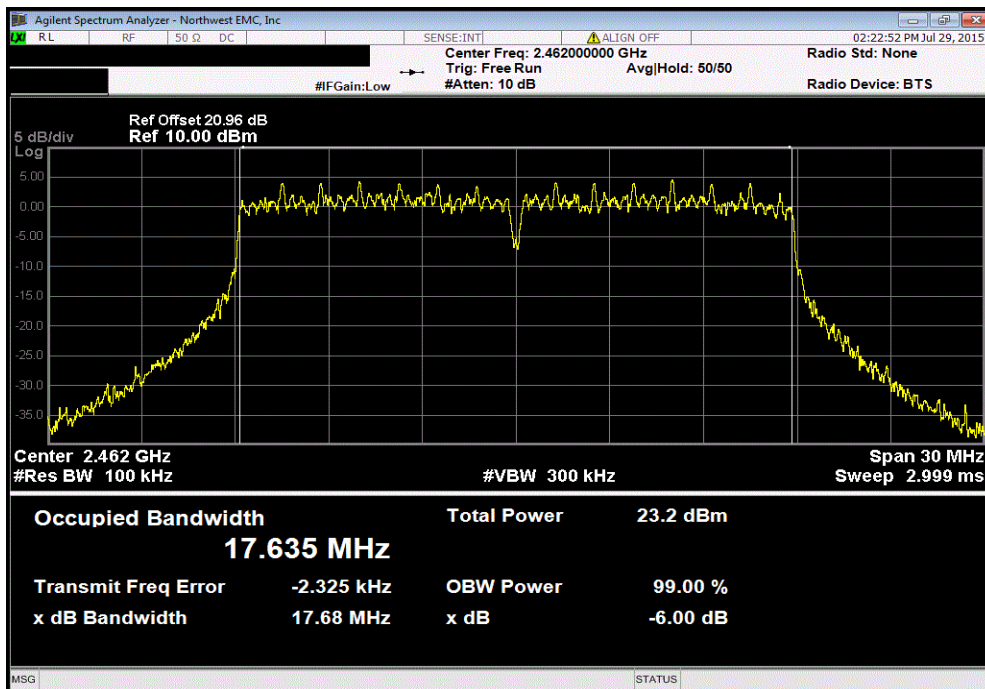
Chain C, 20 MHz, 2400 MHz - 2483.5 MHz Band, 802.11(n) MCS15, Mid Channel 6, 2437 MHz

	Value	Limit	Result
	17.676 MHz	500 kHz	Pass



Chain C, 20 MHz, 2400 MHz - 2483.5 MHz Band, 802.11(n) MCS15, High Channel 11, 2462 MHz

	Value	Limit	Result
	17.68 MHz	500 kHz	Pass



OCCUPIED BANDWIDTH

Testing was performed using the mode(s) of operation and configuration(s) noted within the report. The individuals and/or the organization requesting the test provided the modes, configurations and settings used to complete the evaluation. The actual test parameters are specified in the test data, this includes items such as investigated frequency range (scanned) and test levels. The testing methods and performance specifications, as well as the test site used for the evaluation are indicated in the test data.

TEST EQUIPMENT

Description	Manufacturer	Model	ID	Last Cal.	Interval (mos)
Spectrum Analyzer	Agilent	N9010A	AFL	9/20/2014	12
DC Block, 40 GHz	Fairview Microwave	SD3379	AMM	2/27/2015	12
Attenuator, 20dB, 40 GHz	Fairview Microwave	SA4018-20	TQY	2/27/2015	12
Signal Generator, 40 GHz	Agilent	N5173B	TIW	7/15/2014	36

TEST DESCRIPTION

The 6dB occupied bandwidth was measured using 100 kHz resolution bandwidth and 300 kHz video bandwidth. The 99.9% (approximate 26 dB) emission bandwidth (EBW) was also measured at the same time.

The EUT was set to the channels and modes listed in the datasheet. The measurement was made using a direct connection between the RF output of the EUT and the spectrum analyzer. The reference level offset on the spectrum analyzer was adjusted to compensate for cable loss and the external attenuation used between the RF output and the spectrum analyzer input.

OCCUPIED BANDWIDTH



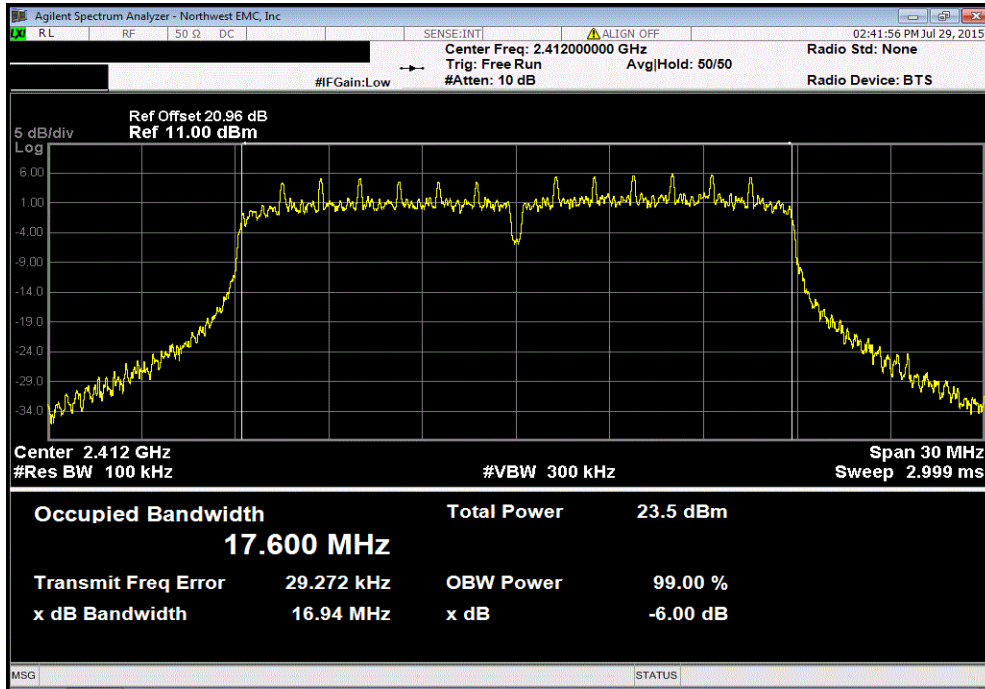
XMit 2015.01.14

EUT: Firebox T50-W (BS5AE7W)		Work Order: VDEI0009	
Serial Number: 70AF0069-3EB6		Date: 07/29/15	
Customer: WatchGuard Technologies, Inc.		Temperature: 24.9°C	
Attendees: None		Humidity: 47%	
Project: None		Barometric Pres.: 1014 mbar	
Tested by: Jonathan Kiefer		Power: 110VAC/60Hz	
TEST SPECIFICATIONS		Job Site: TX09	
FCC 15.247:2015		Test Method: ANSI C63.10:2013	
COMMENTS			
3x3 MIMO mode, Chain ABC (Chains 0, 1 and 2).			
DEVIATIONS FROM TEST STANDARD			
None			
Configuration #	1	Signature <i>Jonathan Kiefer</i>	
		Value	Limit (>)
Chain A	20 MHz		
	2400 MHz - 2483.5 MHz Band		
	802.11(n) MCS16		
	Low Channel 1, 2412 MHz	16.936 MHz	500 kHz Pass
	Mid Channel 6, 2437 MHz	17.17 MHz	500 kHz Pass
	High Channel 11, 2462 MHz	17.31 MHz	500 kHz Pass
	802.11(n) MCS23		
	Low Channel 1, 2412 MHz	17.698 MHz	500 kHz Pass
	Mid Channel 6, 2437 MHz	17.661 MHz	500 kHz Pass
	High Channel 11, 2462 MHz	17.691 MHz	500 kHz Pass
Chain B	20 MHz		
	2400 MHz - 2483.5 MHz Band		
	802.11(n) MCS16		
	Low Channel 1, 2412 MHz	17.569 MHz	500 kHz Pass
	Mid Channel 6, 2437 MHz	17.556 MHz	500 kHz Pass
	High Channel 11, 2462 MHz	17.586 MHz	500 kHz Pass
	802.11(n) MCS23		
	Low Channel 1, 2412 MHz	17.7 MHz	500 kHz Pass
	Mid Channel 6, 2437 MHz	17.674 MHz	500 kHz Pass
	High Channel 11, 2462 MHz	17.67 MHz	500 kHz Pass
Chain C	20 MHz		
	2400 MHz - 2483.5 MHz Band		
	802.11(n) MCS16		
	Low Channel 1, 2412 MHz	17.303 MHz	500 kHz Pass
	Mid Channel 6, 2437 MHz	17.541 MHz	500 kHz Pass
	High Channel 11, 2462 MHz	17.54 MHz	500 kHz Pass
	802.11(n) MCS23		
	Low Channel 1, 2412 MHz	17.675 MHz	500 kHz Pass
	Mid Channel 6, 2437 MHz	17.668 MHz	500 kHz Pass
	High Channel 11, 2462 MHz	17.661 MHz	500 kHz Pass

OCCUPIED BANDWIDTH

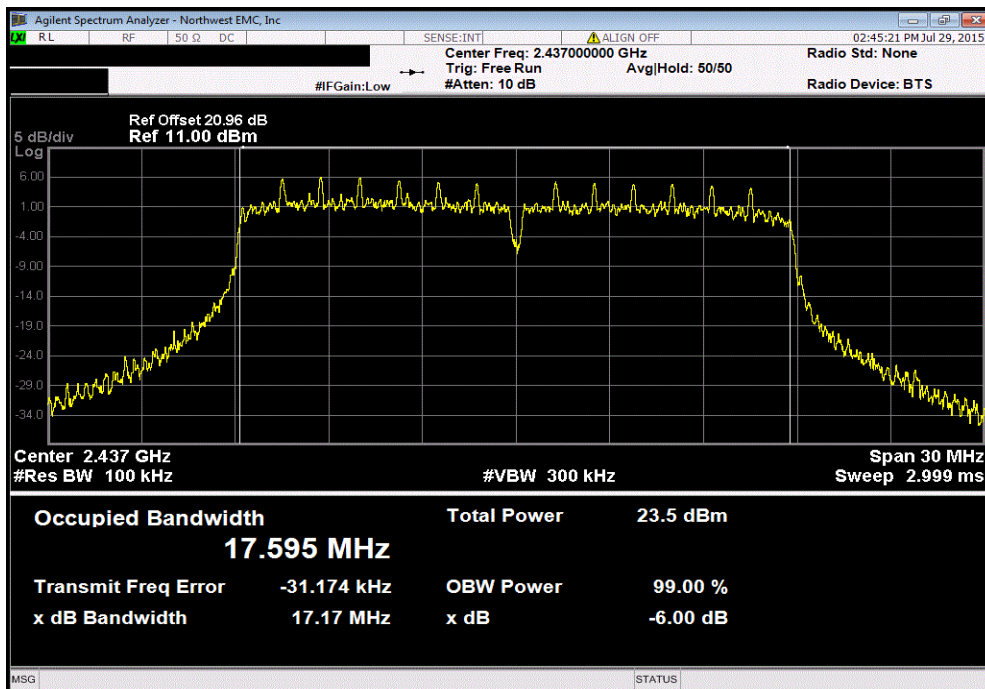
Chain A, 20 MHz, 2400 MHz - 2483.5 MHz Band, 802.11(n) MCS16, Low Channel 1, 2412 MHz

	Value	Limit	Result
	16.936 MHz	500 kHz	Pass



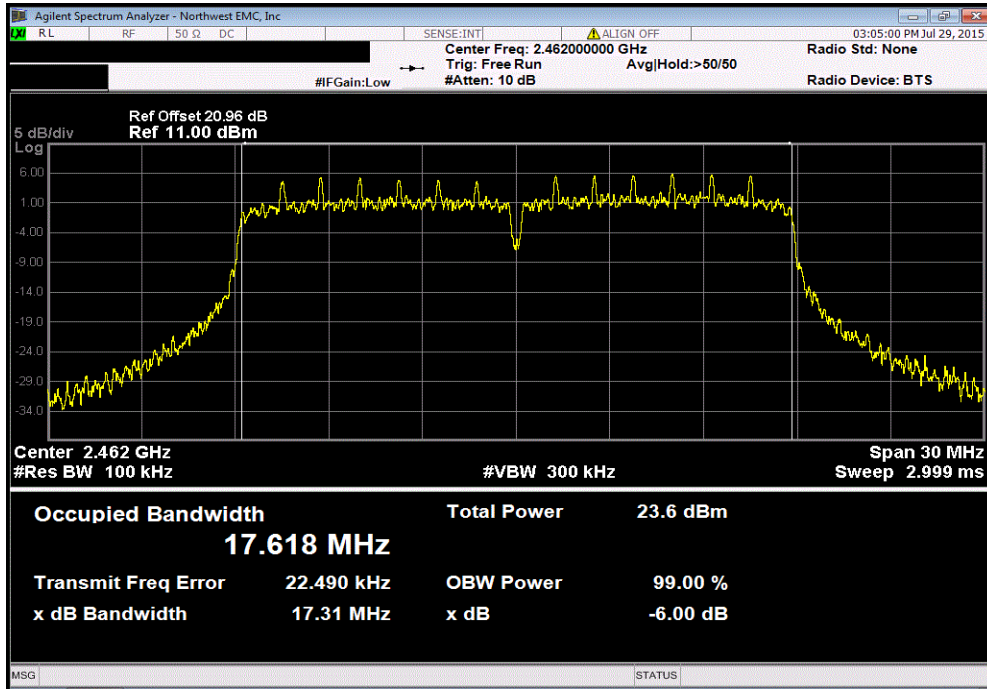
Chain A, 20 MHz, 2400 MHz - 2483.5 MHz Band, 802.11(n) MCS16, Mid Channel 6, 2437 MHz

	Value	Limit	Result
	17.17 MHz	500 kHz	Pass

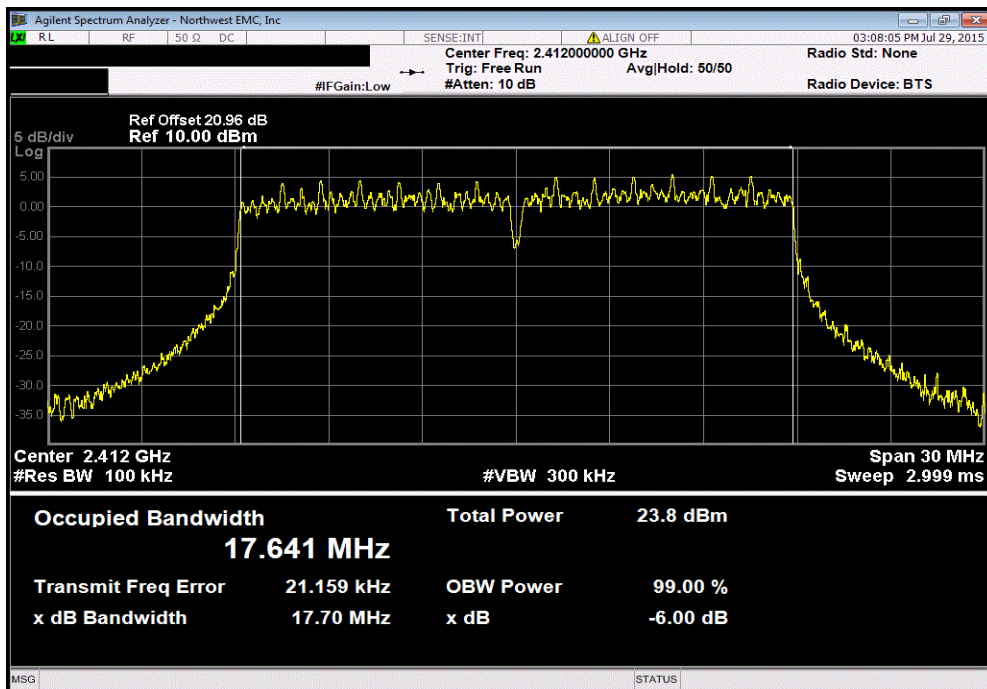


OCCUPIED BANDWIDTH

Chain A, 20 MHz, 2400 MHz - 2483.5 MHz Band, 802.11(n) MCS16, High Channel 11, 2462 MHz						
				Value	Limit	Result
				17.31 MHz	500 kHz	Pass

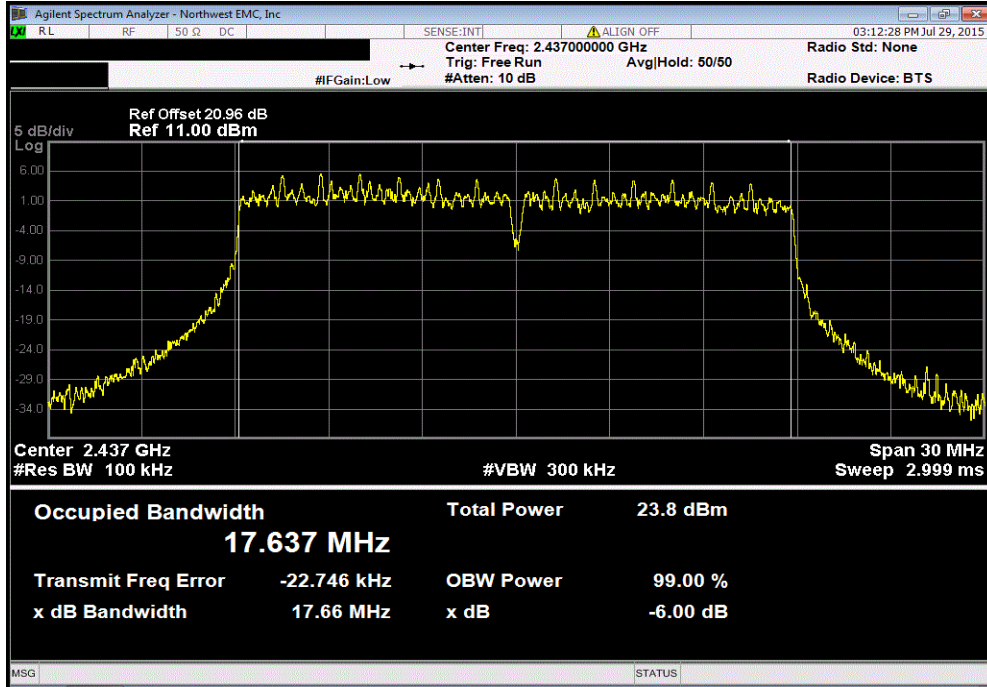


Chain A, 20 MHz, 2400 MHz - 2483.5 MHz Band, 802.11(n) MCS23, Low Channel 1, 2412 MHz						
				Value	Limit	Result
				17.698 MHz	500 kHz	Pass

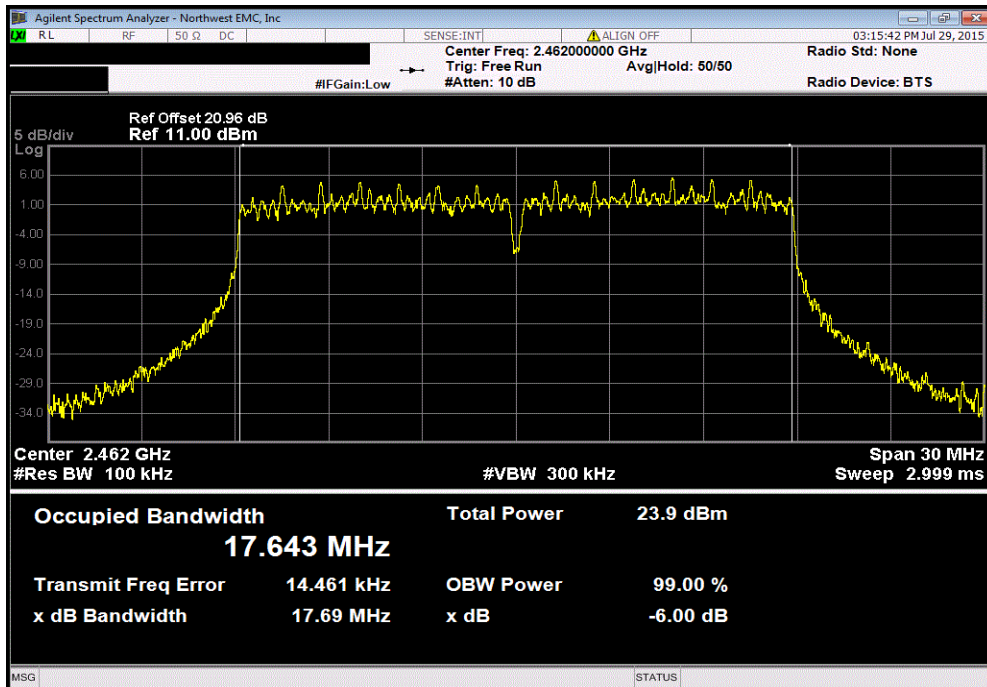


OCCUPIED BANDWIDTH

Chain A, 20 MHz, 2400 MHz - 2483.5 MHz Band, 802.11(n) MCS23, Mid Channel 6, 2437 MHz						
				Value	Limit	Result
				17.661 MHz	500 kHz	Pass



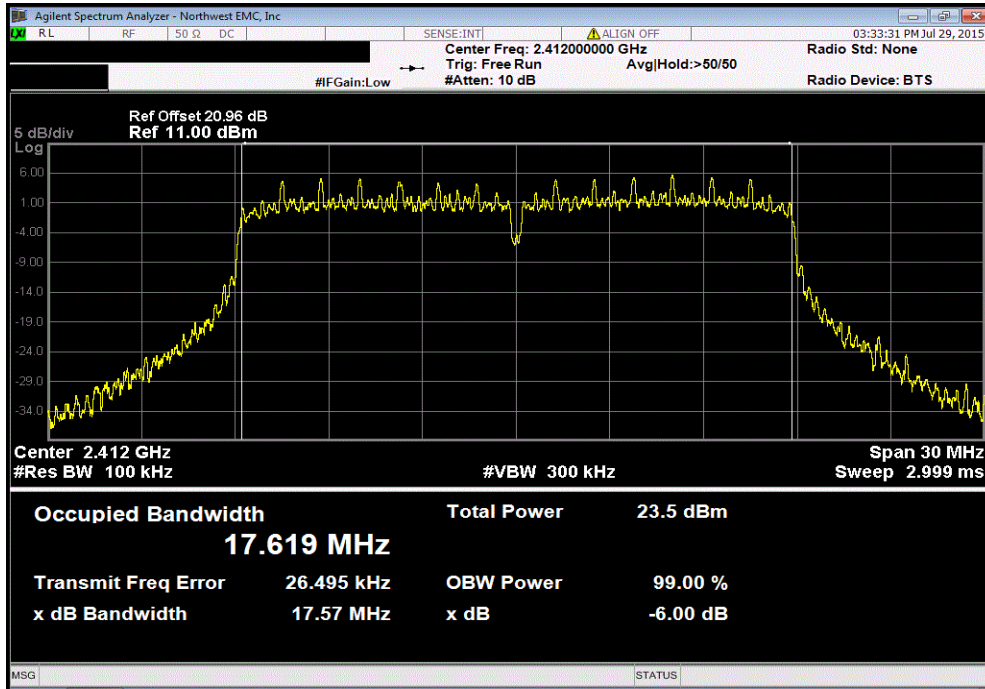
Chain A, 20 MHz, 2400 MHz - 2483.5 MHz Band, 802.11(n) MCS23, High Channel 11, 2462 MHz						
				Value	Limit	Result
				17.691 MHz	500 kHz	Pass



OCCUPIED BANDWIDTH

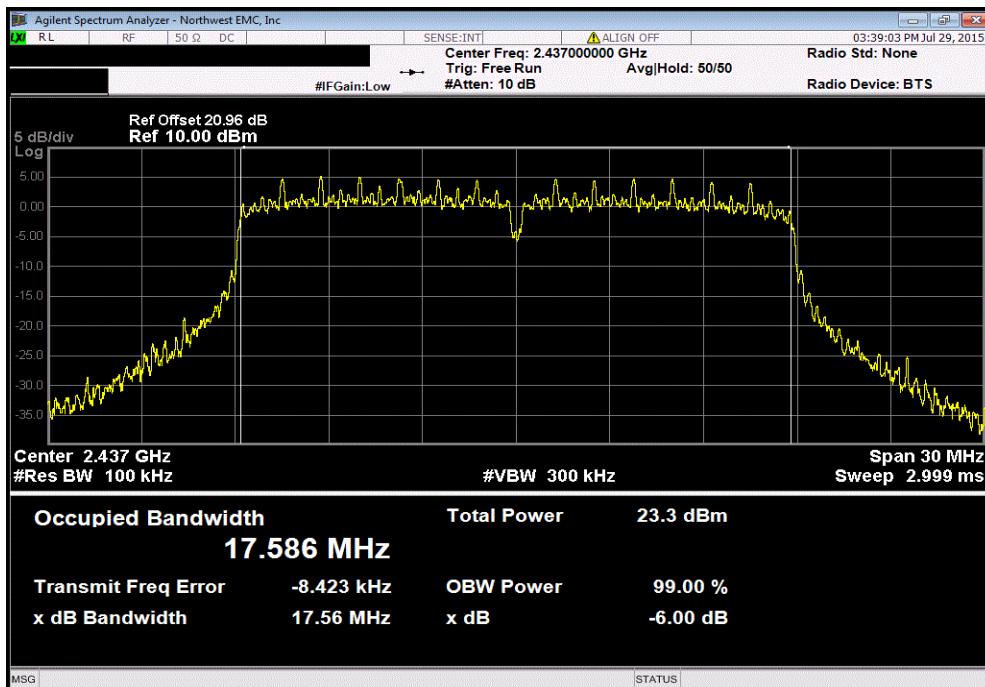
Chain B, 20 MHz, 2400 MHz - 2483.5 MHz Band, 802.11(n) MCS16, Low Channel 1, 2412 MHz

	Value	Limit	Result
	17.569 MHz	500 kHz	Pass



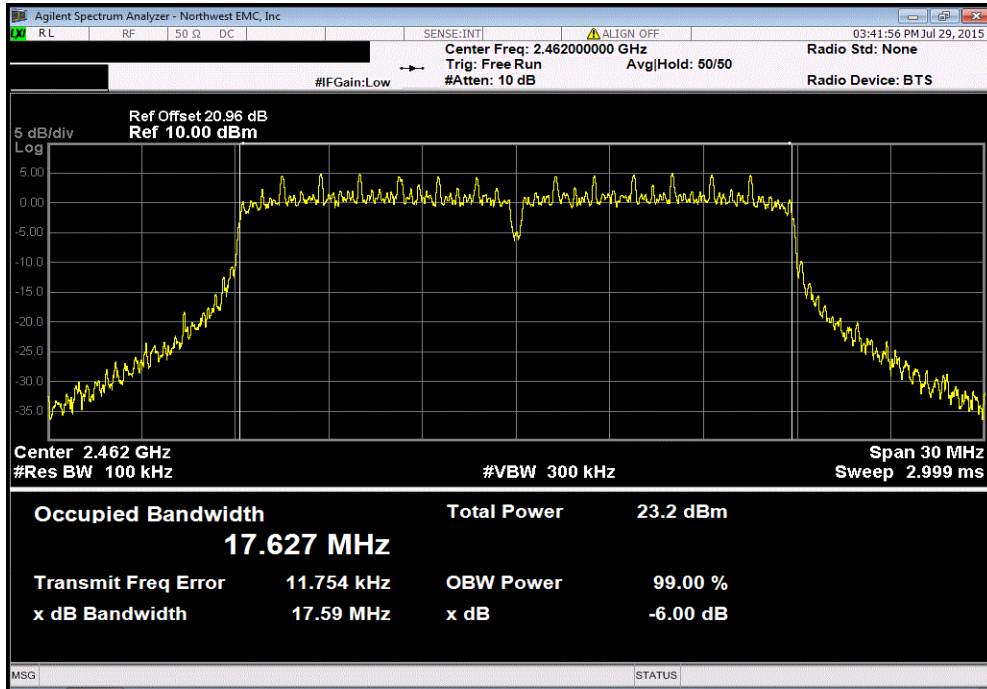
Chain B, 20 MHz, 2400 MHz - 2483.5 MHz Band, 802.11(n) MCS16, Mid Channel 6, 2437 MHz

	Value	Limit	Result
	17.556 MHz	500 kHz	Pass

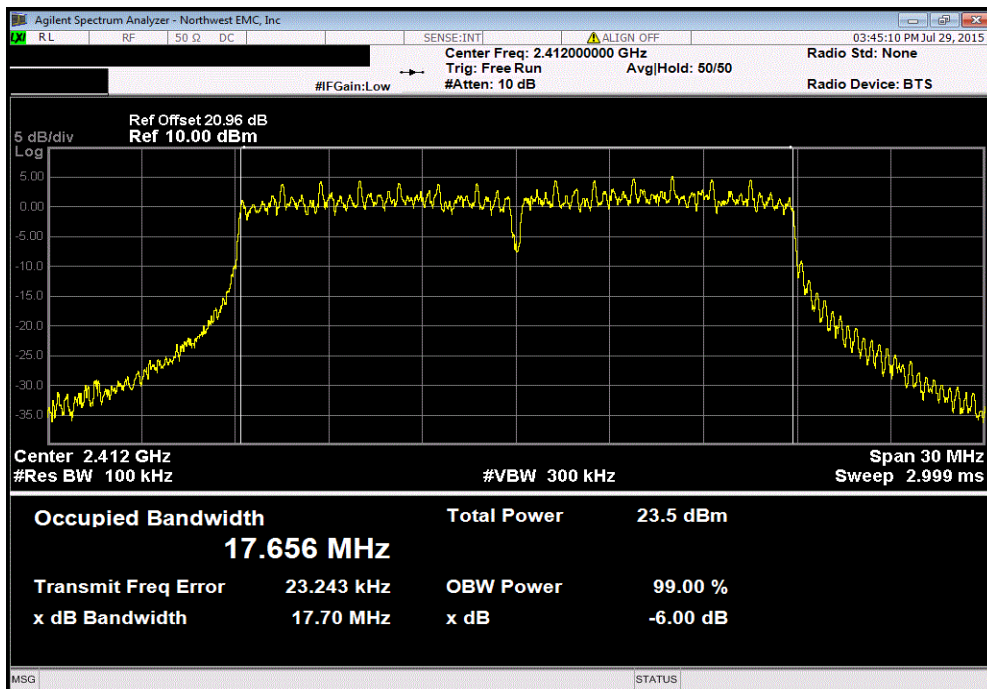


OCCUPIED BANDWIDTH

Chain B, 20 MHz, 2400 MHz - 2483.5 MHz Band, 802.11(n) MCS16, High Channel 11, 2462 MHz						
			Value	Limit	Result	
				(>)		
			17.586 MHz	500 kHz	Pass	



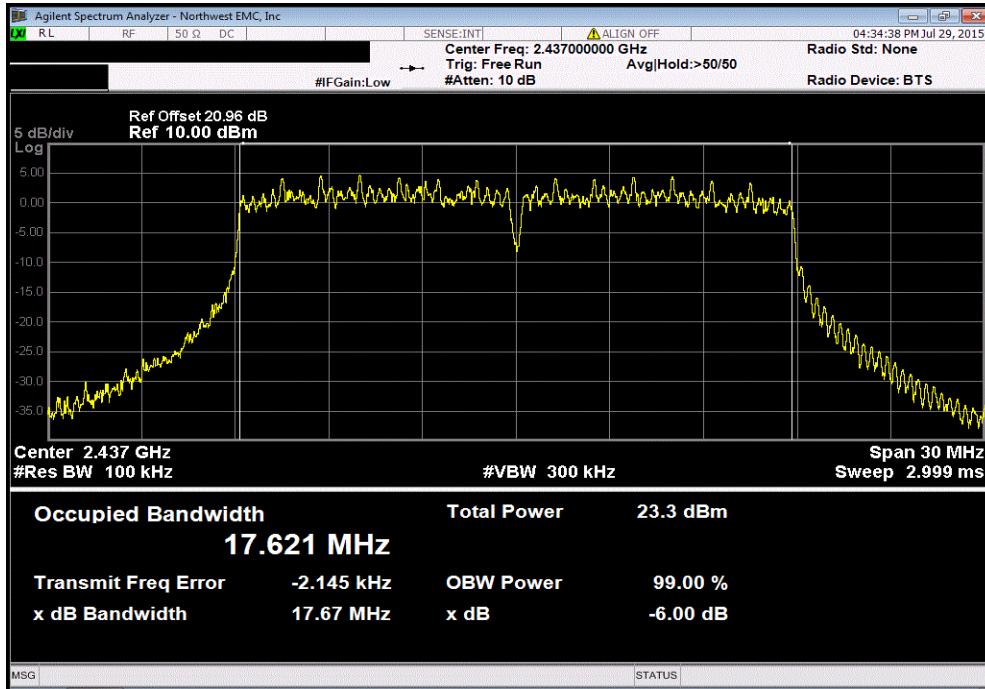
Chain B, 20 MHz, 2400 MHz - 2483.5 MHz Band, 802.11(n) MCS23, Low Channel 1, 2412 MHz						
			Value	Limit	Result	
				(>)		
			17.7 MHz	500 kHz	Pass	



OCCUPIED BANDWIDTH

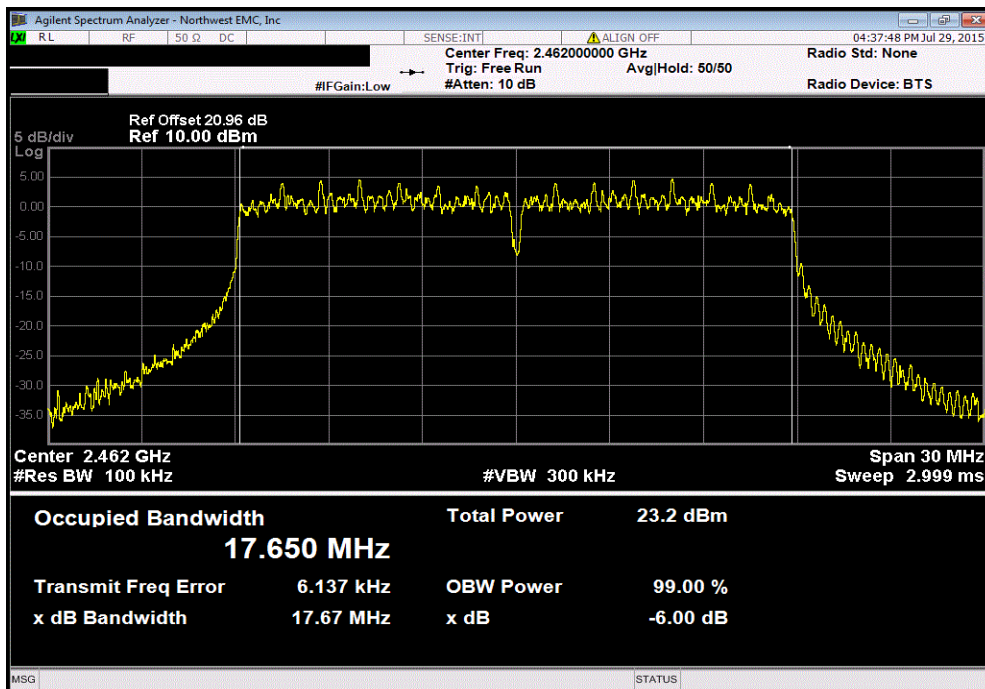
Chain B, 20 MHz, 2400 MHz - 2483.5 MHz Band, 802.11(n) MCS23, Mid Channel 6, 2437 MHz

	Value	Limit	Result
	17.674 MHz	500 kHz	Pass



Chain B, 20 MHz, 2400 MHz - 2483.5 MHz Band, 802.11(n) MCS23, High Channel 11, 2462 MHz

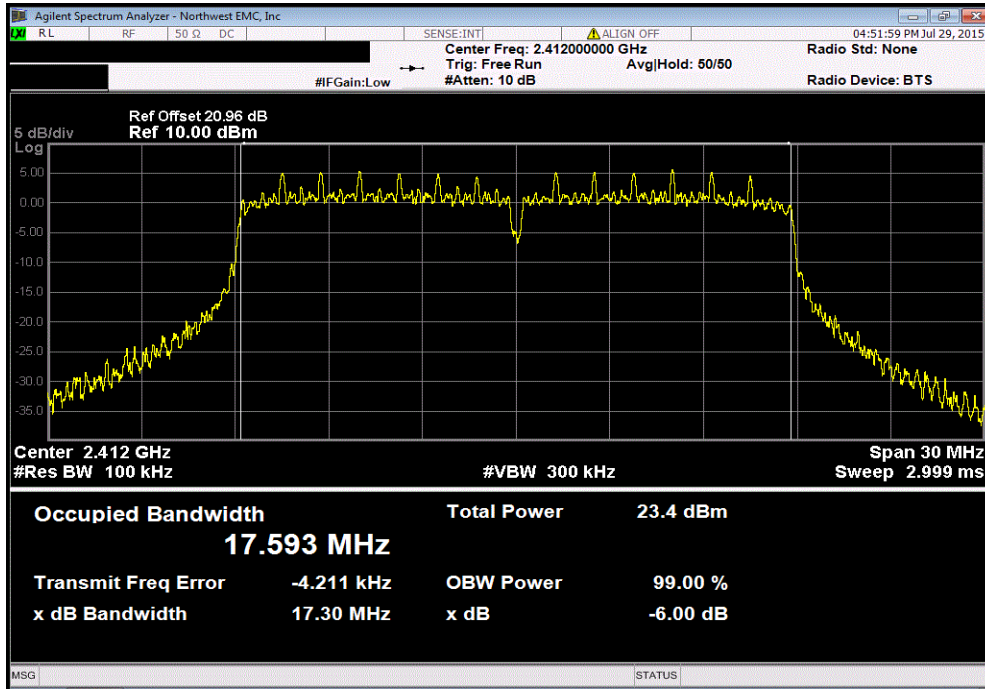
	Value	Limit	Result
	17.67 MHz	500 kHz	Pass



OCCUPIED BANDWIDTH

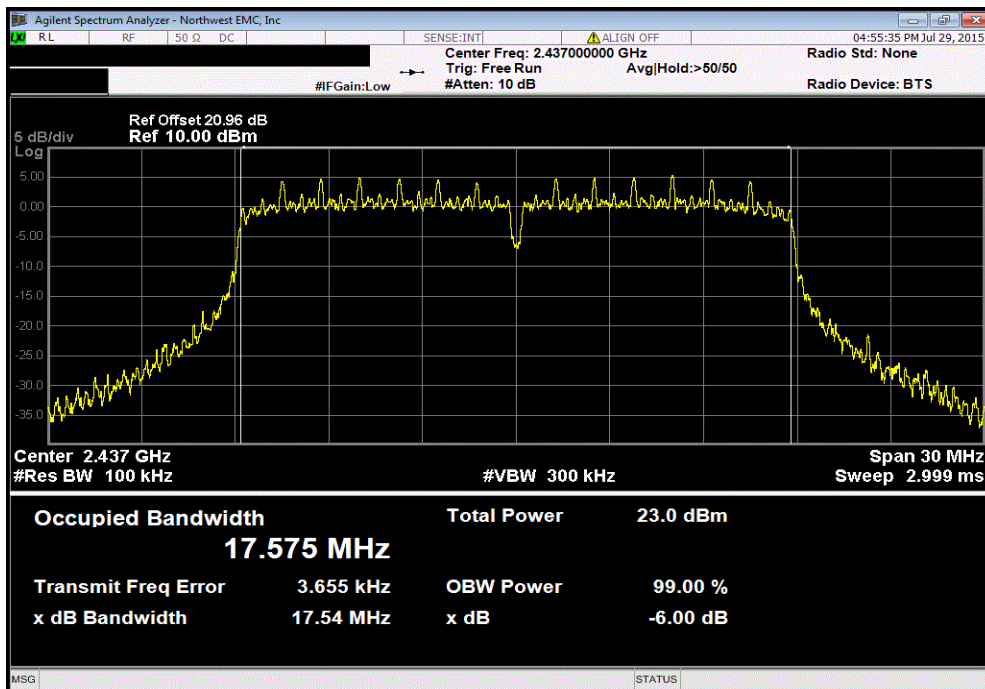
Chain C, 20 MHz, 2400 MHz - 2483.5 MHz Band, 802.11(n) MCS16, Low Channel 1, 2412 MHz

	Value	Limit	Result
	17.303 MHz	500 kHz	Pass



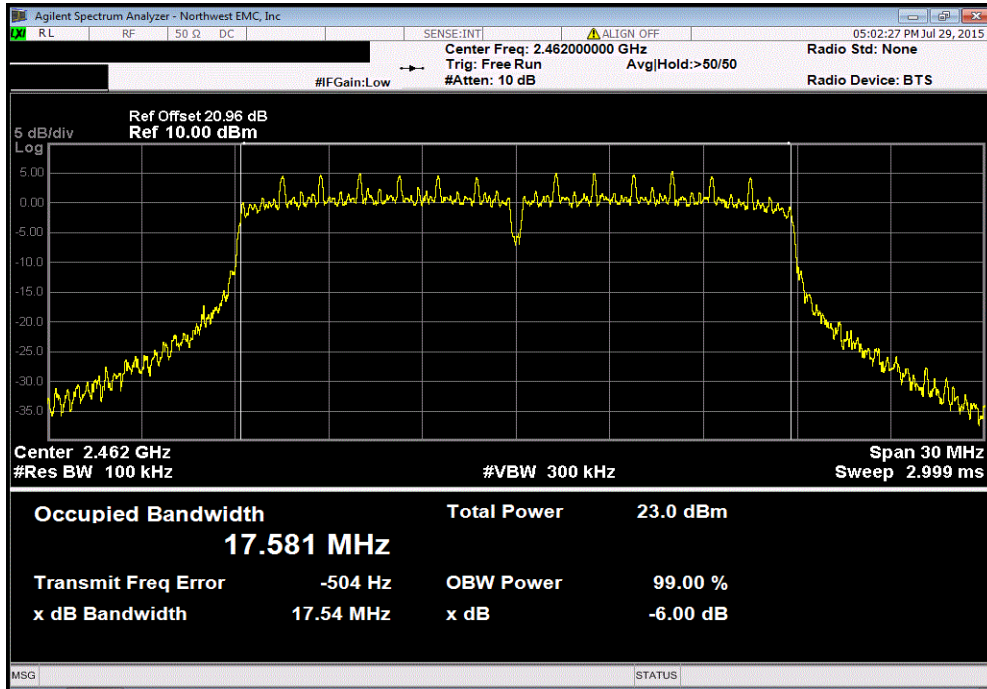
Chain C, 20 MHz, 2400 MHz - 2483.5 MHz Band, 802.11(n) MCS16, Mid Channel 6, 2437 MHz

	Value	Limit	Result
	17.541 MHz	500 kHz	Pass

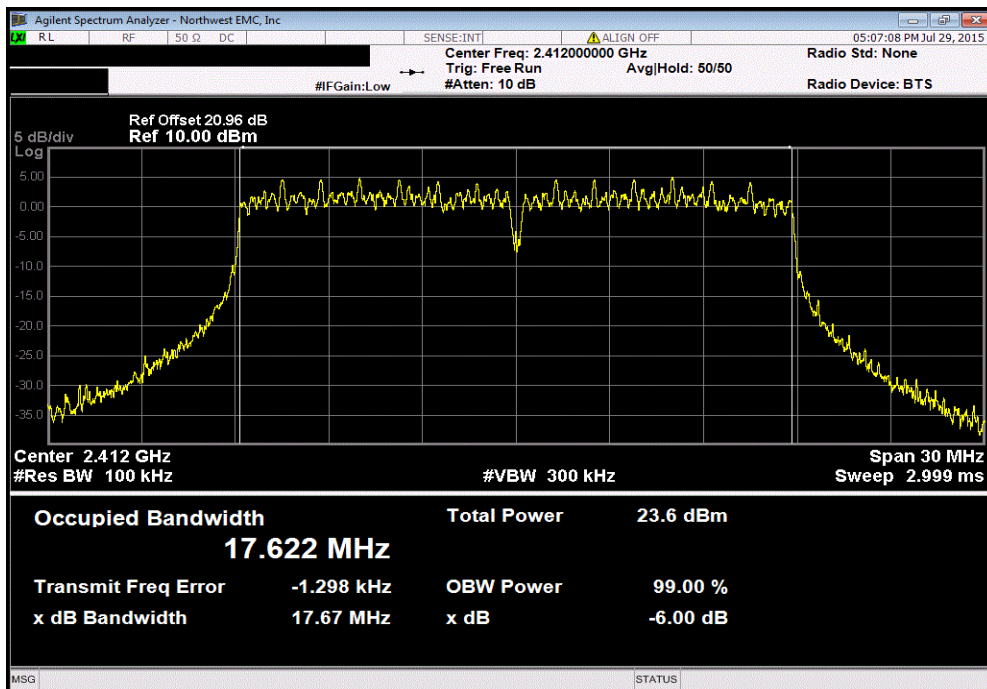


OCCUPIED BANDWIDTH

Chain C, 20 MHz, 2400 MHz - 2483.5 MHz Band, 802.11(n) MCS16, High Channel 11, 2462 MHz						
				Value	Limit	Result
				17.54 MHz	500 kHz	Pass



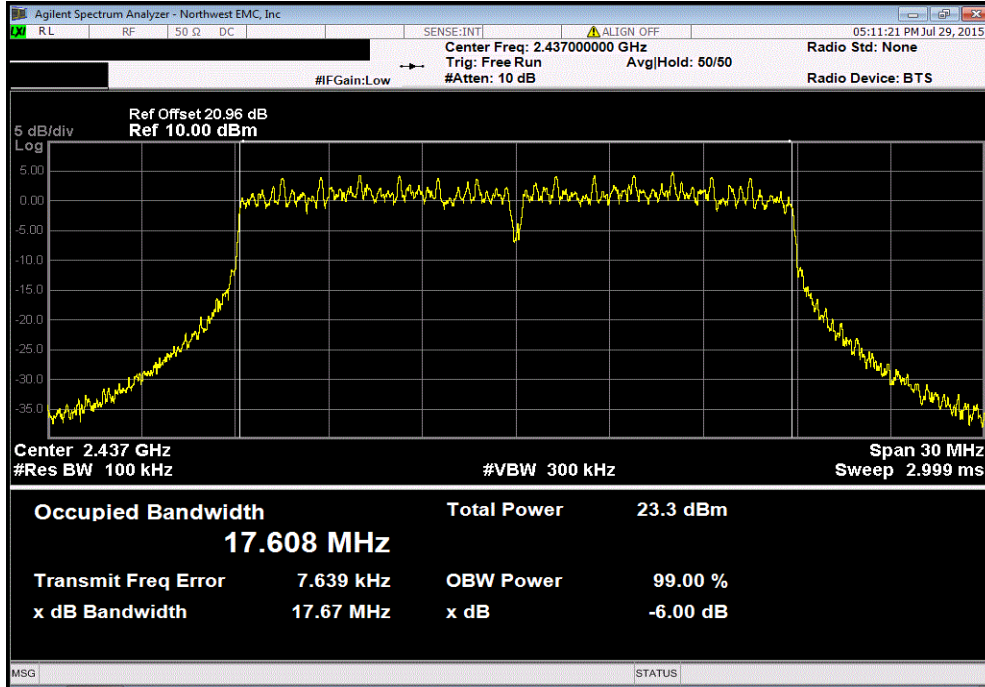
Chain C, 20 MHz, 2400 MHz - 2483.5 MHz Band, 802.11(n) MCS23, Low Channel 1, 2412 MHz						
				Value	Limit	Result
				17.675 MHz	500 kHz	Pass



OCCUPIED BANDWIDTH

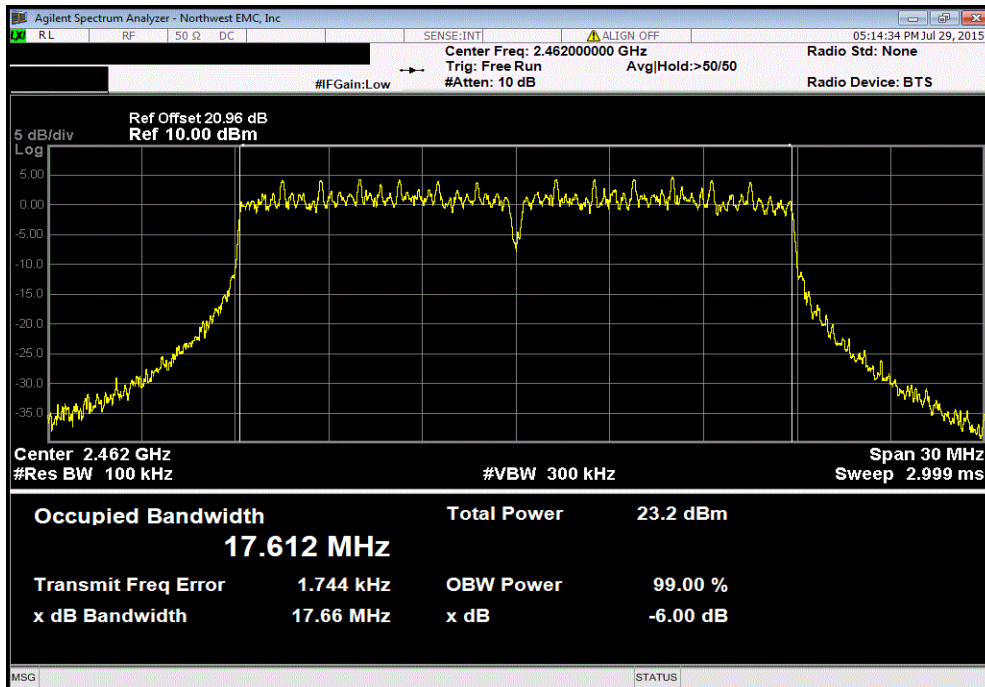
Chain C, 20 MHz, 2400 MHz - 2483.5 MHz Band, 802.11(n) MCS23, Mid Channel 6, 2437 MHz

	Value	Limit	Result
	17.668 MHz	500 kHz	Pass



Chain C, 20 MHz, 2400 MHz - 2483.5 MHz Band, 802.11(n) MCS23, High Channel 11, 2462 MHz

	Value	Limit	Result
	17.661 MHz	500 kHz	Pass



OCCUPIED BANDWIDTH

Testing was performed using the mode(s) of operation and configuration(s) noted within the report. The individuals and/or the organization requesting the test provided the modes, configurations and settings used to complete the evaluation. The actual test parameters are specified in the test data, this includes items such as investigated frequency range (scanned) and test levels. The testing methods and performance specifications, as well as the test site used for the evaluation are indicated in the test data.

TEST EQUIPMENT

Description	Manufacturer	Model	ID	Last Cal.	Interval (mos)
DC Block, 40 GHz	Fairview Microwave	SD3379	AMM	2/27/2015	12
Attenuator, 20dB, 40 GHz	Fairview Microwave	SA4018-20	TQY	2/27/2015	12
Spectrum Analyzer	Agilent	N9010A	AFL	9/20/2014	12
Signal Generator, 40 GHz	Agilent	N5173B	TIW	7/15/2014	36

TEST DESCRIPTION

The 6dB occupied bandwidth was measured using 100 kHz resolution bandwidth and 300 kHz video bandwidth. The 99.9% (approximate 26 dB) emission bandwidth (EBW) was also measured at the same time.

The EUT was set to the channels and modes listed in the datasheet. The measurement was made using a direct connection between the RF output of the EUT and the spectrum analyzer. The reference level offset on the spectrum analyzer was adjusted to compensate for cable loss and the external attenuation used between the RF output and the spectrum analyzer input.

OCCUPIED BANDWIDTH



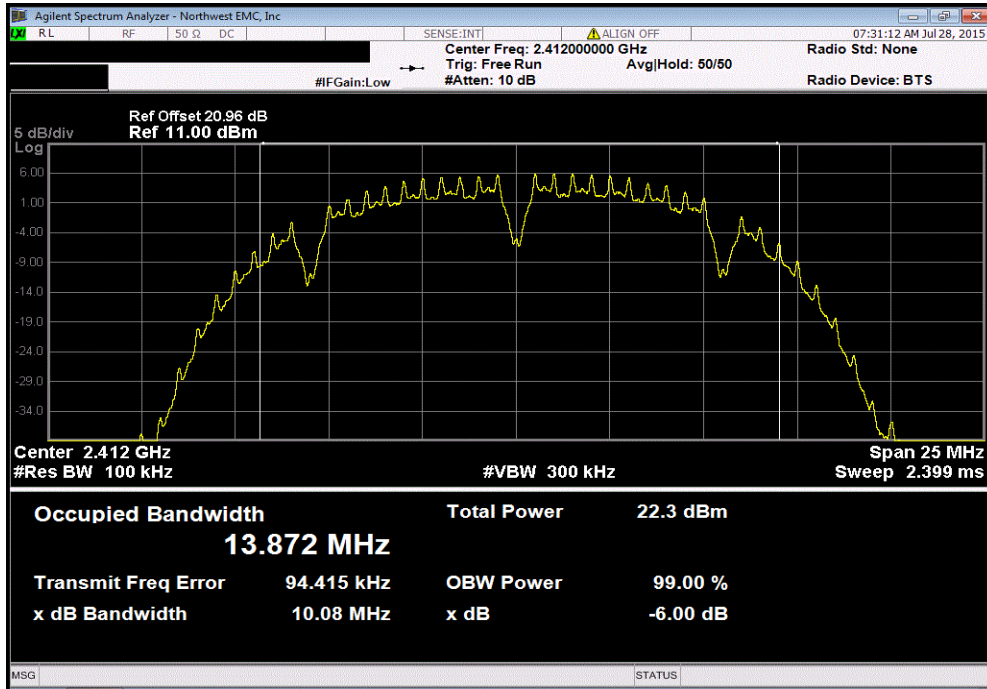
XMit 2015.01.14

EUT: Firebox T50-W (BS5AE7W)		Work Order: VDEI0009	
Serial Number: 70AF00069-3EB6		Date: 07/28/15	
Customer: WatchGuard Technologies, Inc.		Temperature: 24.7°C	
Attendees: None		Humidity: 44%	
Project: None		Barometric Pres.: 1014 mbar	
Tested by: Jonathan Kiefer		Power: 110VAC/60Hz	
Job Site: TX09			
TEST SPECIFICATIONS		Test Method	
FCC 15.247-2015		ANSI C63.10-2013	
COMMENTS			
Reference power level table for channel power setting. Chains A, B, and C, correspond to Chains 0, 1, and 2, respectively.			
DEVIATIONS FROM TEST STANDARD			
None			
Configuration #	1	Signature <i>Jonathan Kiefer</i>	

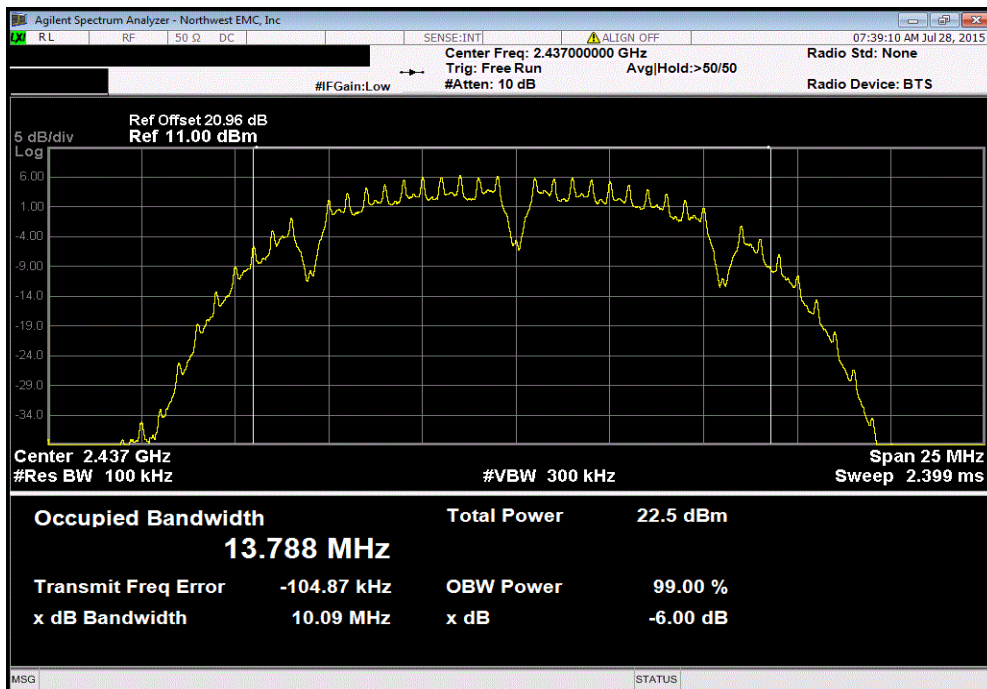
			Value	Limit (-)	Result
Chain A					
	20 MHz	2400 MHz - 2483.5 MHz Band			
		802.11(b) 1 Mbps			
		Low Channel 1, 2412 MHz	10.078 MHz	500 kHz	Pass
		Mid Channel 6, 2437 MHz	10.085 MHz	500 kHz	Pass
		High Channel 11, 2462 MHz	10.089 MHz	500 kHz	Pass
		802.11(b) 11 Mbps			
		Low Channel 1, 2412 MHz	10.361 MHz	500 kHz	Pass
		Mid Channel 6, 2437 MHz	10.781 MHz	500 kHz	Pass
		High Channel 11, 2462 MHz	10.726 MHz	500 kHz	Pass
		802.11(g) 6 Mbps			
		Low Channel 1, 2412 MHz	16.34 MHz	500 kHz	Pass
		Mid Channel 6, 2437 MHz	16.071 MHz	500 kHz	Pass
		High Channel 11, 2462 MHz	16.339 MHz	500 kHz	Pass
		802.11(g) 36 Mbps			
		Low Channel 1, 2412 MHz	16.452 MHz	500 kHz	Pass
		Mid Channel 6, 2437 MHz	16.449 MHz	500 kHz	Pass
		High Channel 11, 2462 MHz	16.46 MHz	500 kHz	Pass
		802.11(g) 54 Mbps			
		Low Channel 1, 2412 MHz	16.489 MHz	500 kHz	Pass
		Mid Channel 6, 2437 MHz	16.484 MHz	500 kHz	Pass
		High Channel 11, 2462 MHz	16.512 MHz	500 kHz	Pass
		802.11(n) MCS0			
		Low Channel 1, 2412 MHz	17.315 MHz	500 kHz	Pass
		Mid Channel 6, 2437 MHz	16.94 MHz	500 kHz	Pass
		High Channel 11, 2462 MHz	17.315 MHz	500 kHz	Pass
		802.11(n) MCS7			
		Low Channel 1, 2412 MHz	17.692 MHz	500 kHz	Pass
		Mid Channel 6, 2437 MHz	17.712 MHz	500 kHz	Pass
		High Channel 11, 2462 MHz	17.726 MHz	500 kHz	Pass
Chain B					
	20 MHz	2400 MHz - 2483.5 MHz Band			
		802.11(b) 1 Mbps			
		Low Channel 1, 2412 MHz	10.095 MHz	500 kHz	Pass
		Mid Channel 6, 2437 MHz	10.089 MHz	500 kHz	Pass
		High Channel 11, 2462 MHz	10.094 MHz	500 kHz	Pass
		802.11(b) 11 Mbps			
		Low Channel 1, 2412 MHz	10.762 MHz	500 kHz	Pass
		Mid Channel 6, 2437 MHz	10.533 MHz	500 kHz	Pass
		High Channel 11, 2462 MHz	10.831 MHz	500 kHz	Pass
		802.11(g) 6 Mbps			
		Low Channel 1, 2412 MHz	16.341 MHz	500 kHz	Pass
		Mid Channel 6, 2437 MHz	16.329 MHz	500 kHz	Pass
		High Channel 11, 2462 MHz	16.338 MHz	500 kHz	Pass
		802.11(g) 36 Mbps			
		Low Channel 1, 2412 MHz	16.477 MHz	500 kHz	Pass
		Mid Channel 6, 2437 MHz	16.475 MHz	500 kHz	Pass
		High Channel 11, 2462 MHz	16.461 MHz	500 kHz	Pass
		802.11(g) 54 Mbps			
		Low Channel 1, 2412 MHz	16.507 MHz	500 kHz	Pass
		Mid Channel 6, 2437 MHz	16.482 MHz	500 kHz	Pass
		High Channel 11, 2462 MHz	16.511 MHz	500 kHz	Pass
		802.11(n) MCS0			
		Low Channel 1, 2412 MHz	17.317 MHz	500 kHz	Pass
		Mid Channel 6, 2437 MHz	17.309 MHz	500 kHz	Pass
		High Channel 11, 2462 MHz	17.538 MHz	500 kHz	Pass
		802.11(n) MCS7			
		Low Channel 1, 2412 MHz	17.718 MHz	500 kHz	Pass
		Mid Channel 6, 2437 MHz	17.715 MHz	500 kHz	Pass
		High Channel 11, 2462 MHz	17.714 MHz	500 kHz	Pass
Chain C					
	20 MHz	2400 MHz - 2483.5 MHz Band			
		802.11(b) 1 Mbps			
		Low Channel 1, 2412 MHz	10.099 MHz	500 kHz	Pass
		Mid Channel 6, 2437 MHz	10.082 MHz	500 kHz	Pass
		High Channel 11, 2462 MHz	10.088 MHz	500 kHz	Pass
		802.11(b) 11 Mbps			
		Low Channel 1, 2412 MHz	10.503 MHz	500 kHz	Pass
		Mid Channel 6, 2437 MHz	10.529 MHz	500 kHz	Pass
		High Channel 11, 2462 MHz	10.536 MHz	500 kHz	Pass
		802.11(g) 6 Mbps			
		Low Channel 1, 2412 MHz	16.333 MHz	500 kHz	Pass
		Mid Channel 6, 2437 MHz	16.342 MHz	500 kHz	Pass
		High Channel 11, 2462 MHz	16.323 MHz	500 kHz	Pass
		802.11(g) 36 Mbps			
		Low Channel 1, 2412 MHz	16.448 MHz	500 kHz	Pass
		Mid Channel 6, 2437 MHz	16.465 MHz	500 kHz	Pass
		High Channel 11, 2462 MHz	16.465 MHz	500 kHz	Pass
		802.11(g) 54 Mbps			
		Low Channel 1, 2412 MHz	16.489 MHz	500 kHz	Pass
		Mid Channel 6, 2437 MHz	16.497 MHz	500 kHz	Pass
		High Channel 11, 2462 MHz	16.488 MHz	500 kHz	Pass
		802.11(n) MCS0			
		Low Channel 1, 2412 MHz	17.553 MHz	500 kHz	Pass
		Mid Channel 6, 2437 MHz	17.559 MHz	500 kHz	Pass
		High Channel 11, 2462 MHz	17.296 MHz	500 kHz	Pass
		802.11(n) MCS7			
		Low Channel 1, 2412 MHz	17.716 MHz	500 kHz	Pass
		Mid Channel 6, 2437 MHz	17.711 MHz	500 kHz	Pass
		High Channel 11, 2462 MHz	17.742 MHz	500 kHz	Pass

OCCUPIED BANDWIDTH

Chain A, 20 MHz, 2400 MHz - 2483.5 MHz Band, 802.11(b) 1 Mbps, Low Channel 1, 2412 MHz						
			Value	Limit	Result	
				(>)		
			10.078 MHz	500 kHz	Pass	

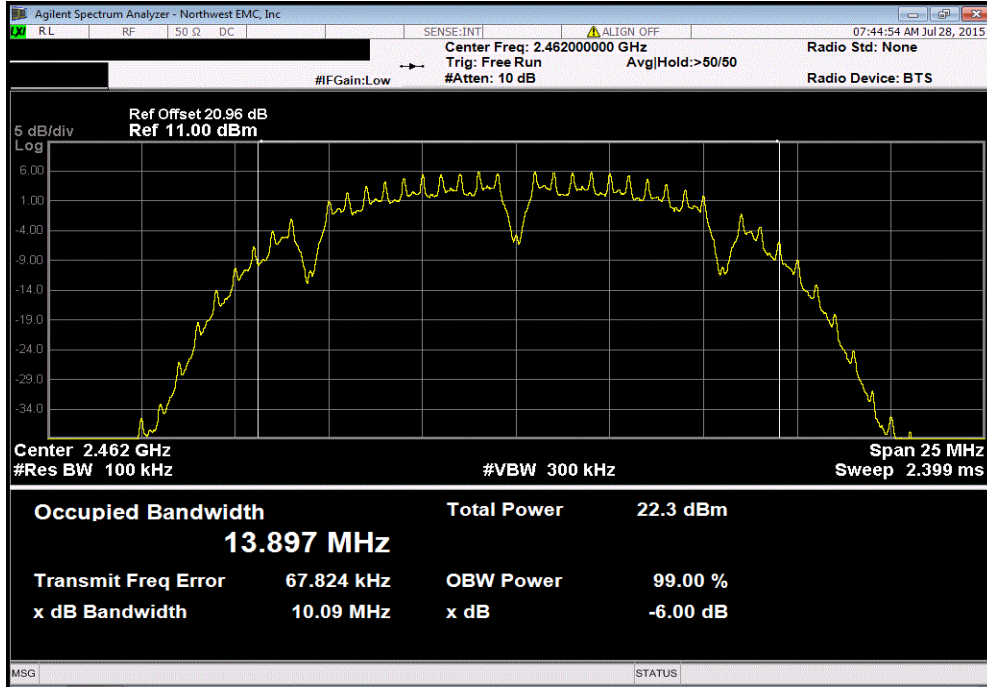


Chain A, 20 MHz, 2400 MHz - 2483.5 MHz Band, 802.11(b) 1 Mbps, Mid Channel 6, 2437 MHz						
			Value	Limit	Result	
				(>)		
			10.085 MHz	500 kHz	Pass	

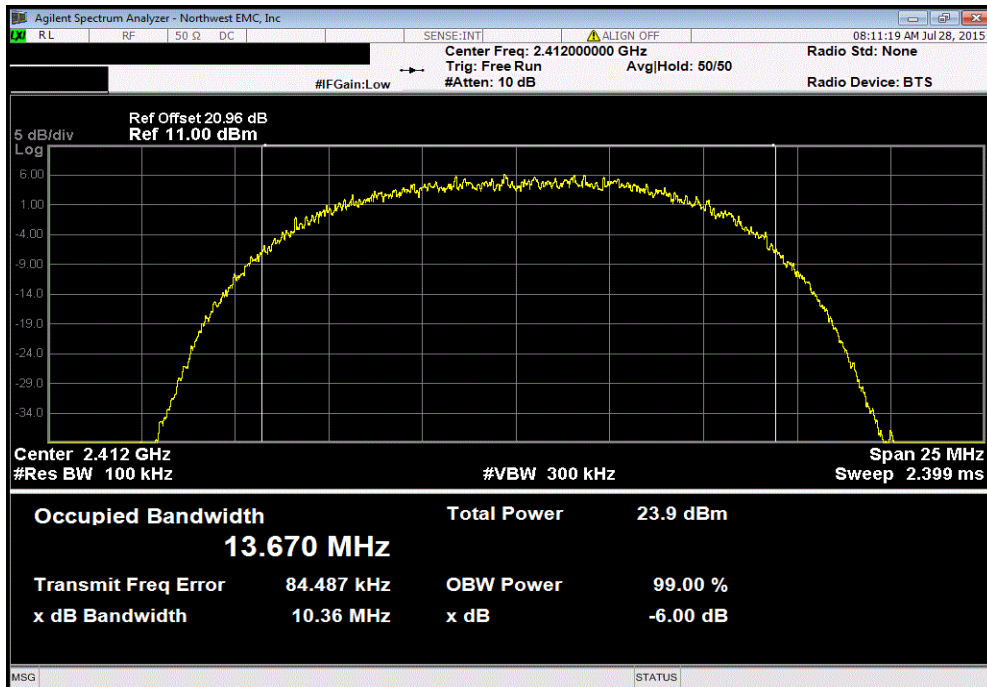


OCCUPIED BANDWIDTH

Chain A, 20 MHz, 2400 MHz - 2483.5 MHz Band, 802.11(b) 1 Mbps, High Channel 11, 2462 MHz						
			Value	Limit	Result	
				(>)		
			10.089 MHz	500 kHz	Pass	



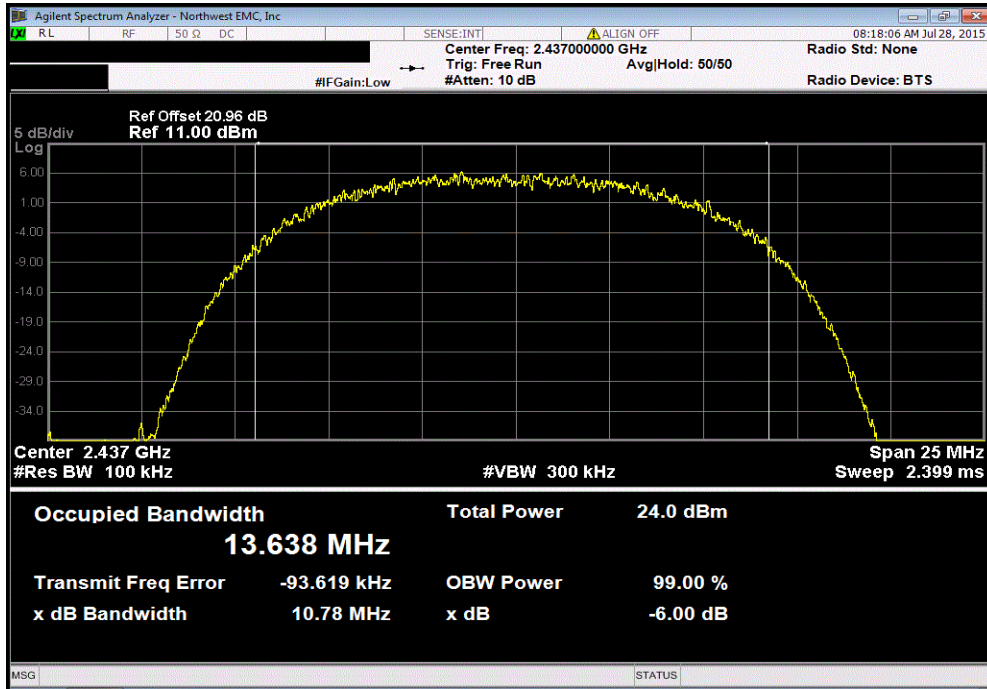
Chain A, 20 MHz, 2400 MHz - 2483.5 MHz Band, 802.11(b) 11 Mbps, Low Channel 1, 2412 MHz						
			Value	Limit	Result	
				(>)		
			10.361 MHz	500 kHz	Pass	



OCCUPIED BANDWIDTH

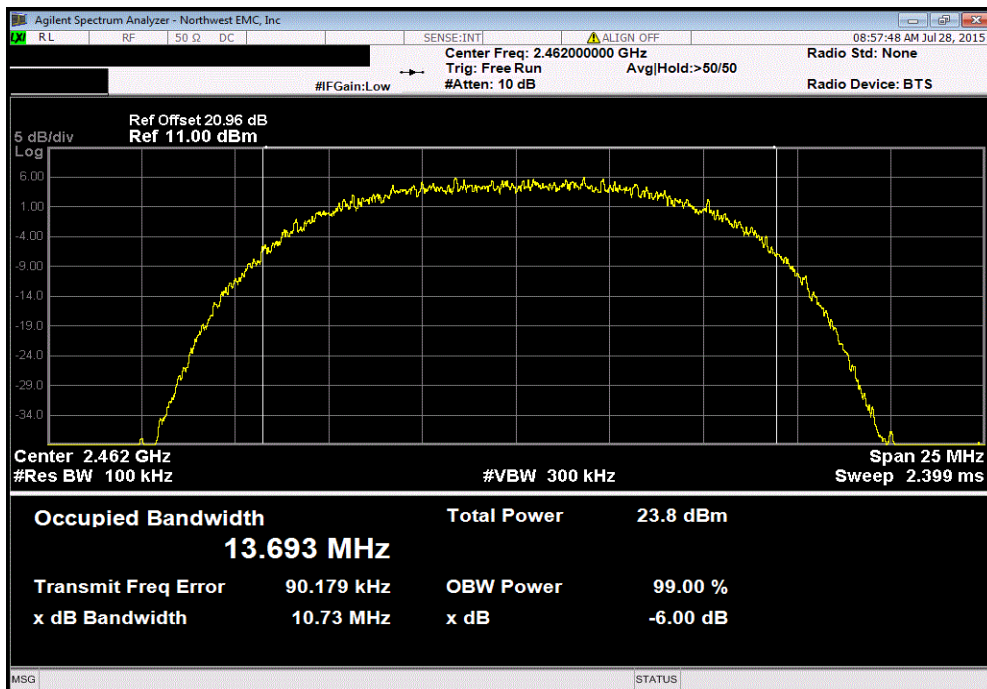
Chain A, 20 MHz, 2400 MHz - 2483.5 MHz Band, 802.11(b) 11 Mbps, Mid Channel 6, 2437 MHz

	Value	Limit	Result
	10.781 MHz	500 kHz	Pass



Chain A, 20 MHz, 2400 MHz - 2483.5 MHz Band, 802.11(b) 11 Mbps, High Channel 11, 2462 MHz

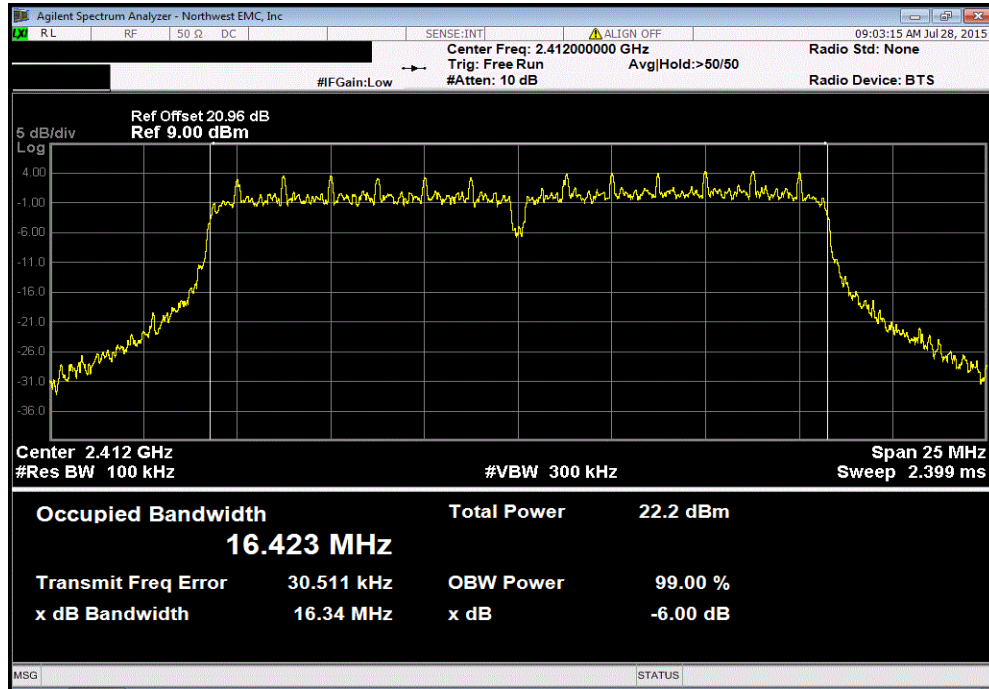
	Value	Limit	Result
	10.726 MHz	500 kHz	Pass



OCCUPIED BANDWIDTH

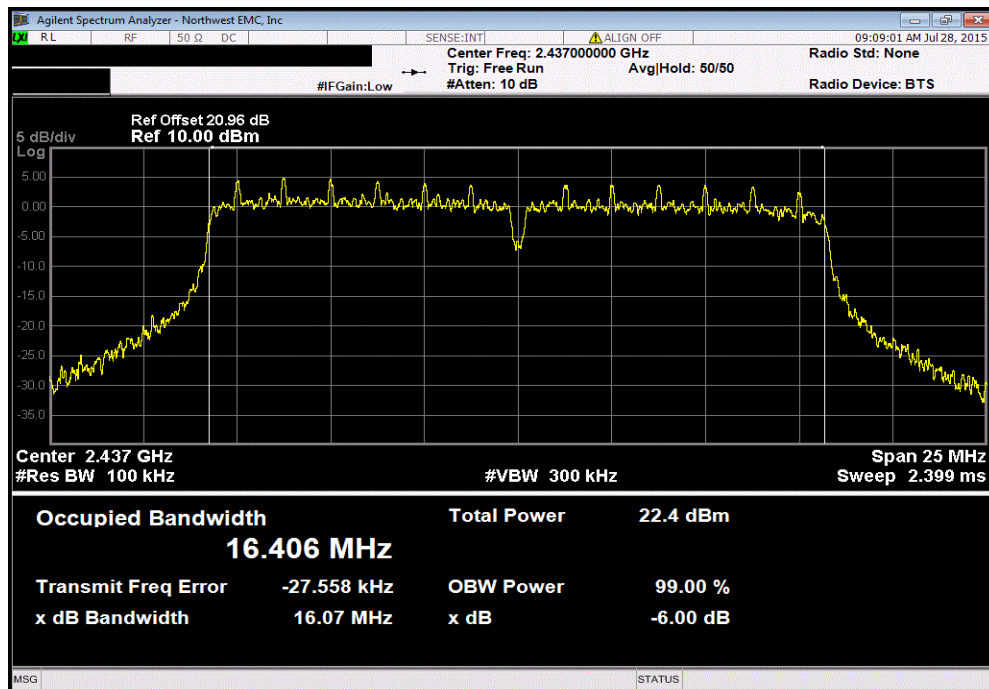
Chain A, 20 MHz, 2400 MHz - 2483.5 MHz Band, 802.11(g) 6 Mbps, Low Channel 1, 2412 MHz

			Limit		
	Value		(>)	Result	
	16.34 MHz		500 kHz	Pass	



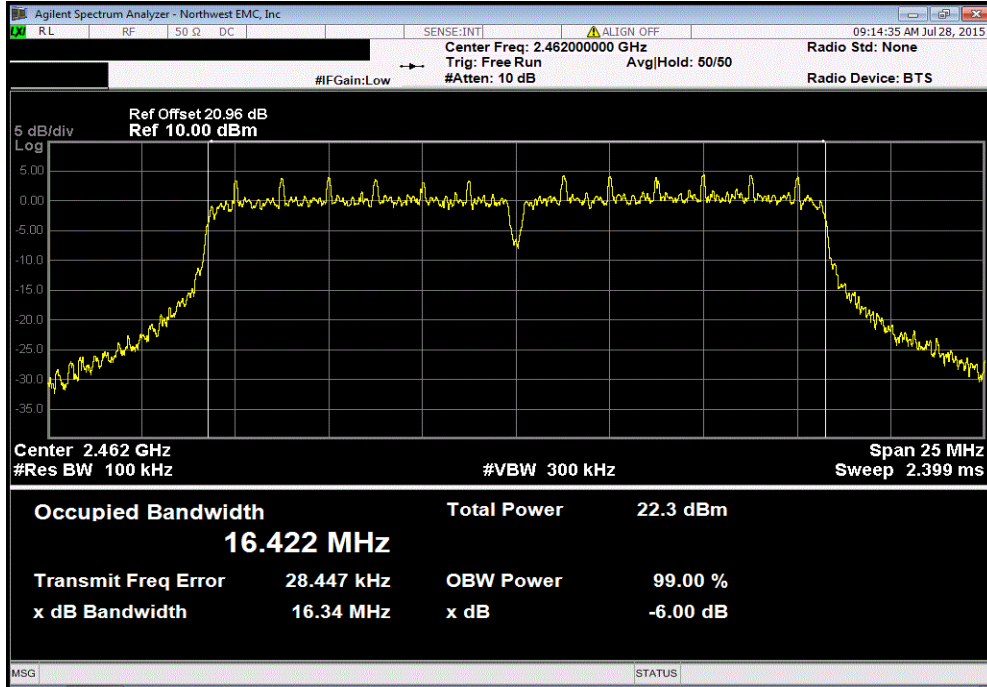
Chain A, 20 MHz, 2400 MHz - 2483.5 MHz Band, 802.11(g) 6 Mbps, Mid Channel 6, 2437 MHz

			Limit		
	Value		(>)	Result	
	16.071 MHz		500 kHz	Pass	

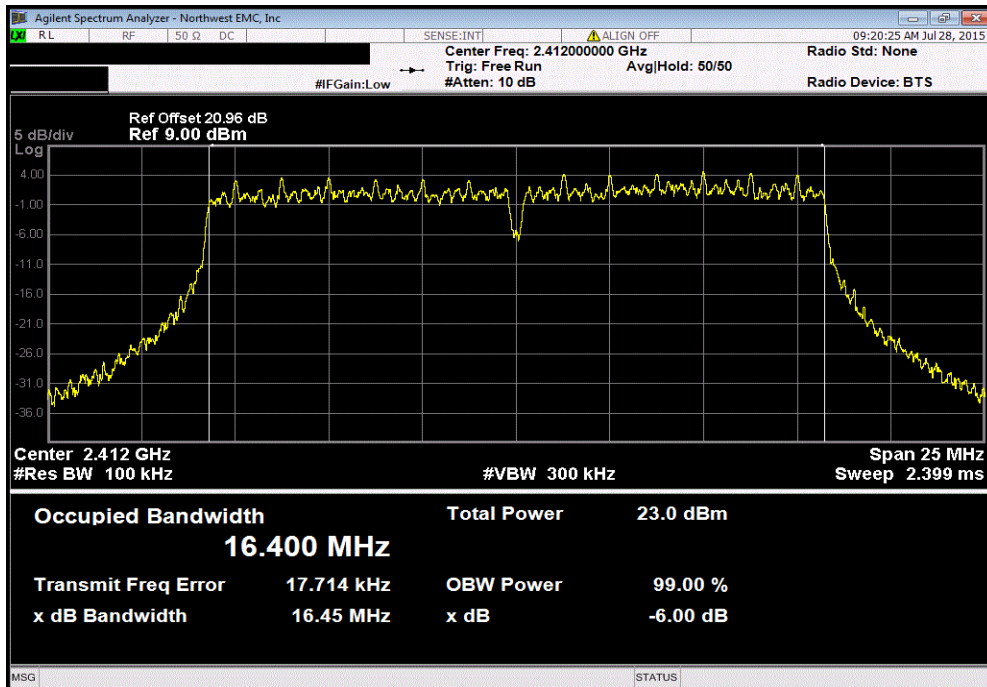


OCCUPIED BANDWIDTH

Chain A, 20 MHz, 2400 MHz - 2483.5 MHz Band, 802.11(g) 6 Mbps, High Channel 11, 2462 MHz						
			Value	Limit	Result	
				(>)		
			16.339 MHz	500 kHz	Pass	

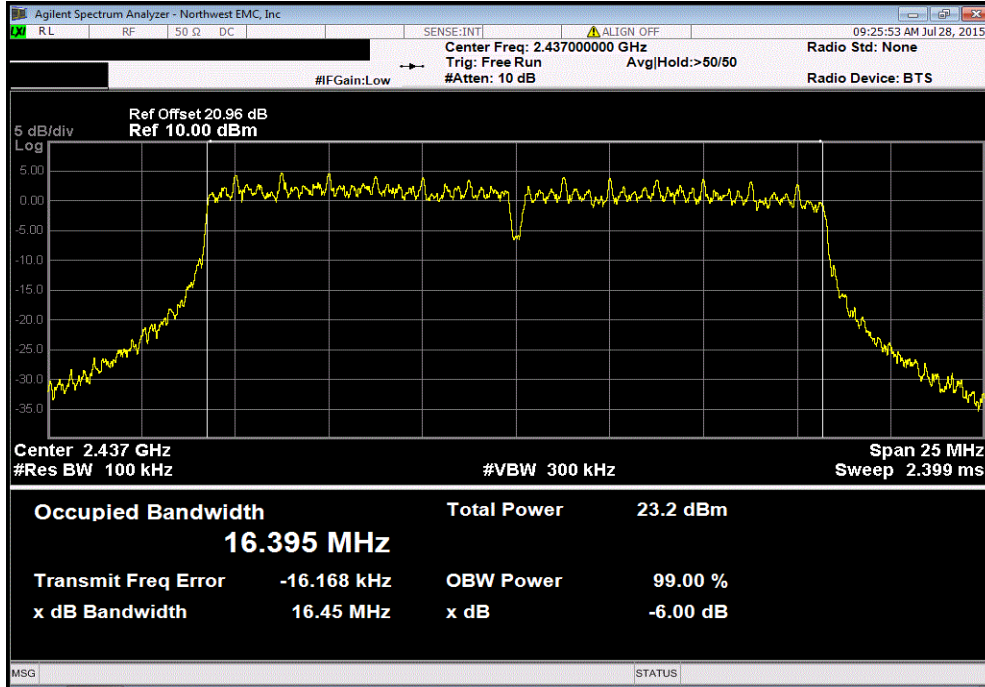


Chain A, 20 MHz, 2400 MHz - 2483.5 MHz Band, 802.11(g) 36 Mbps, Low Channel 1, 2412 MHz						
			Value	Limit	Result	
				(>)		
			16.452 MHz	500 kHz	Pass	

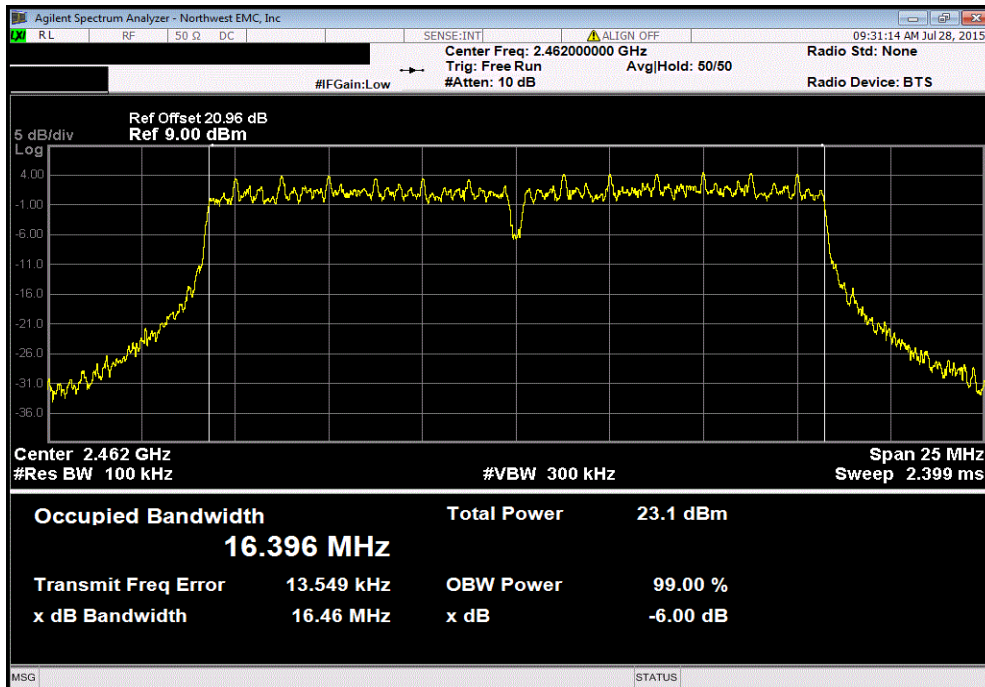


OCCUPIED BANDWIDTH

Chain A, 20 MHz, 2400 MHz - 2483.5 MHz Band, 802.11(g) 36 Mbps, Mid Channel 6, 2437 MHz						
				Value	Limit	Result
				16.449 MHz	500 kHz	Pass



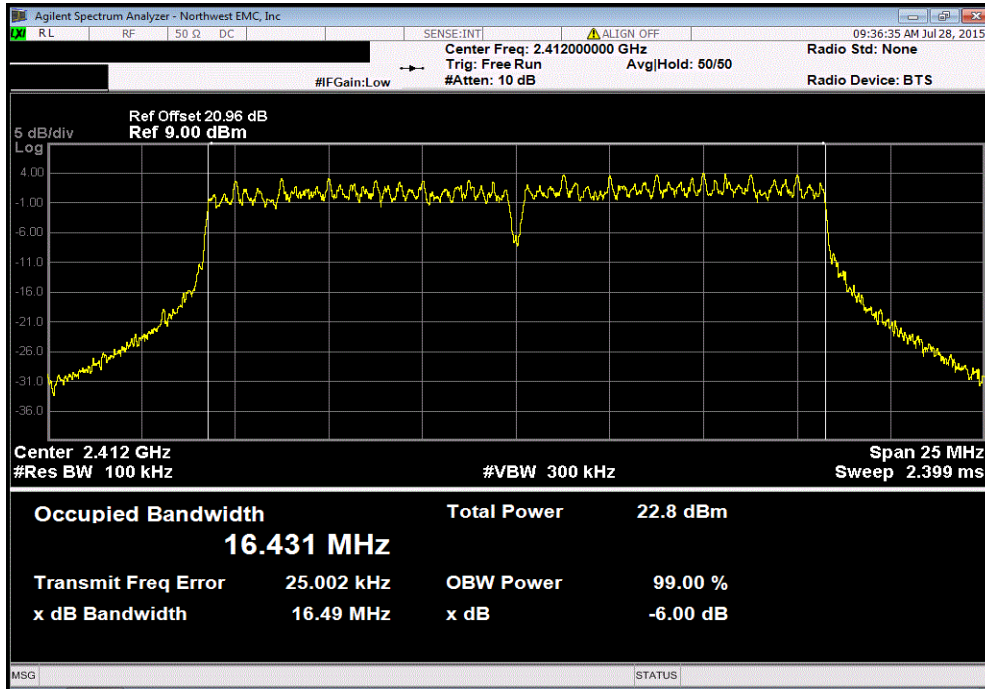
Chain A, 20 MHz, 2400 MHz - 2483.5 MHz Band, 802.11(g) 36 Mbps, High Channel 11, 2462 MHz						
				Value	Limit	Result
				16.46 MHz	500 kHz	Pass



OCCUPIED BANDWIDTH

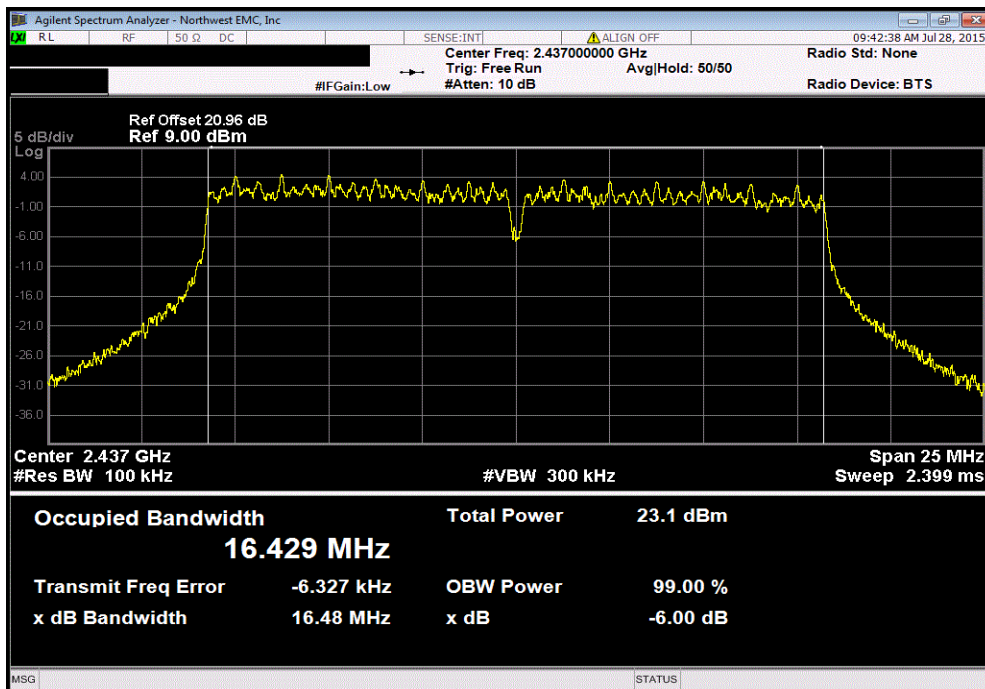
Chain A, 20 MHz, 2400 MHz - 2483.5 MHz Band, 802.11(g) 54 Mbps, Low Channel 1, 2412 MHz

			Limit		
	Value		(>)	Result	
	16.489 MHz		500 kHz	Pass	



Chain A, 20 MHz, 2400 MHz - 2483.5 MHz Band, 802.11(g) 54 Mbps, Mid Channel 6, 2437 MHz

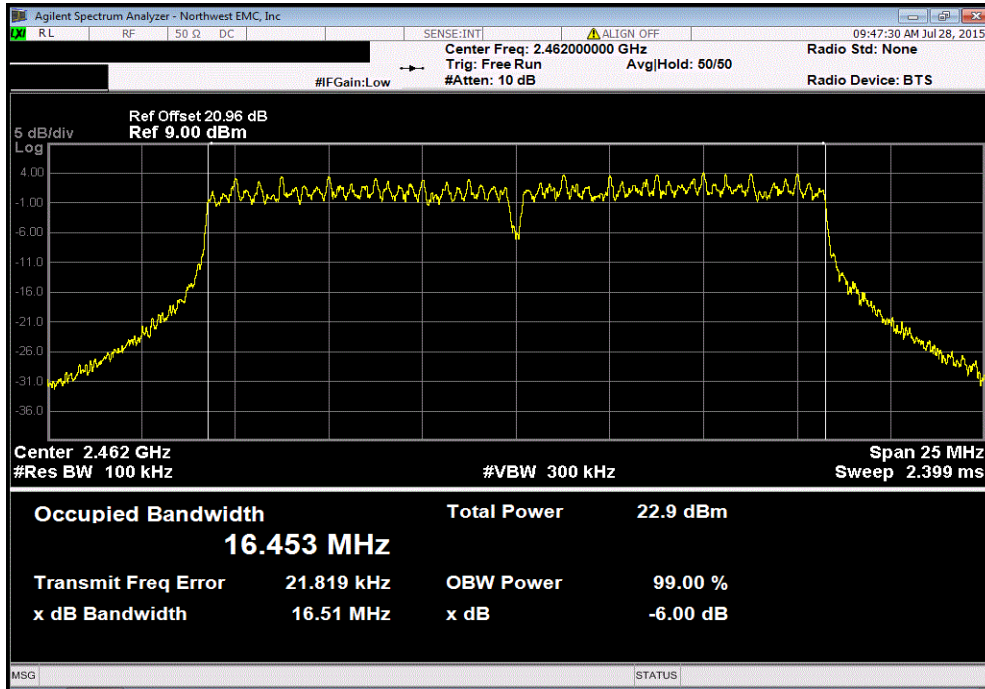
			Limit		
	Value		(>)	Result	
	16.484 MHz		500 kHz	Pass	



OCCUPIED BANDWIDTH

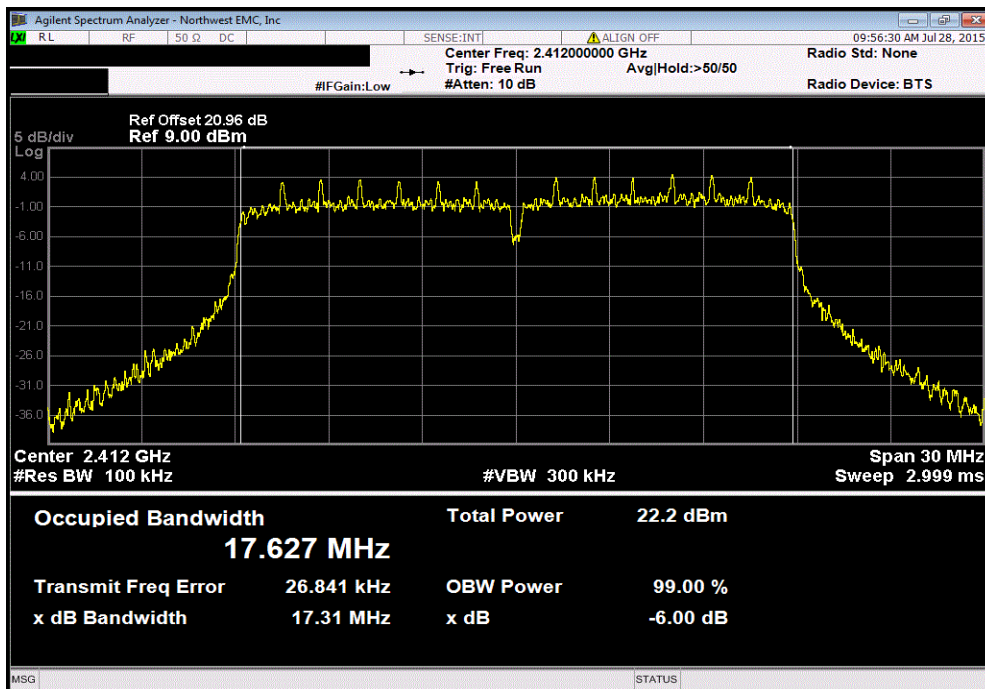
Chain A, 20 MHz, 2400 MHz - 2483.5 MHz Band, 802.11(g) 54 Mbps, High Channel 11, 2462 MHz

			Limit		
	Value		(>)	Result	
	16.512 MHz		500 kHz	Pass	



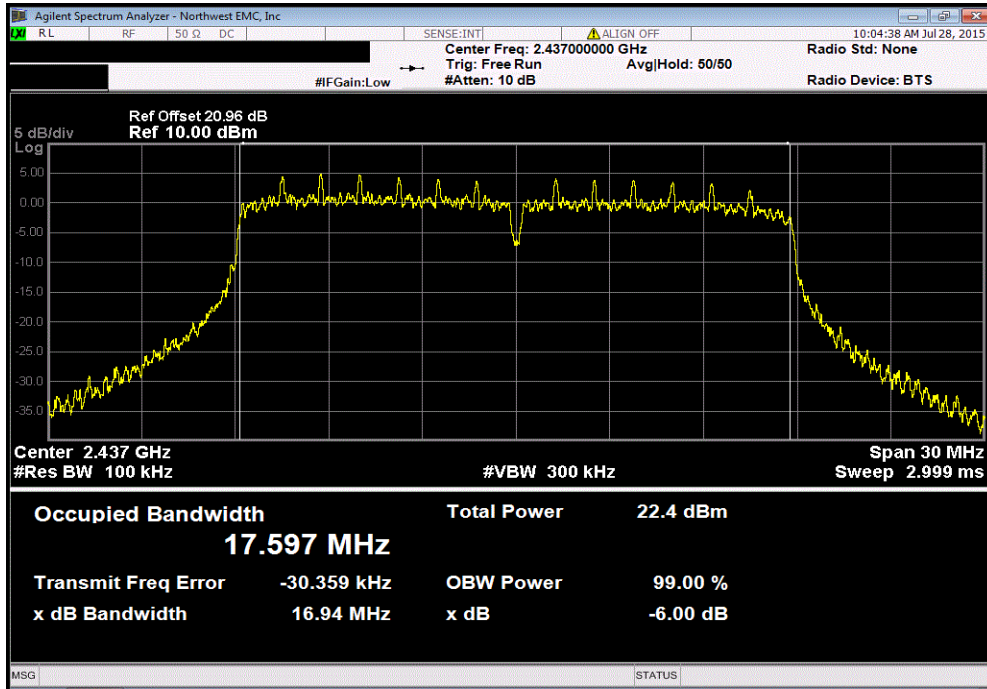
Chain A, 20 MHz, 2400 MHz - 2483.5 MHz Band, 802.11(n) MCS0, Low Channel 1, 2412 MHz

			Limit		
	Value		(>)	Result	
	17.315 MHz		500 kHz	Pass	

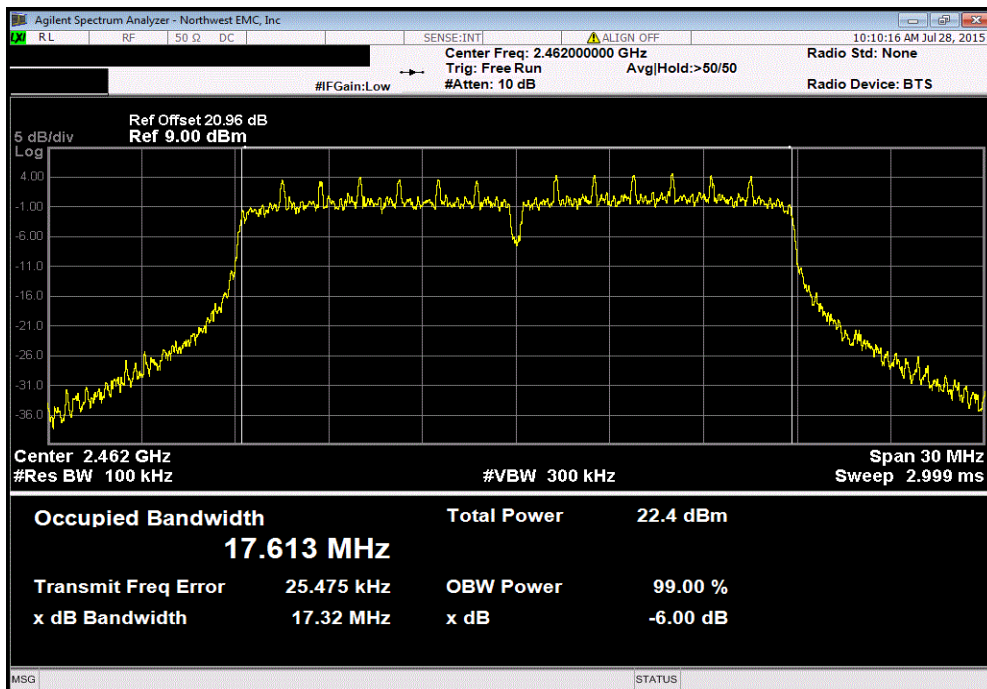


OCCUPIED BANDWIDTH

Chain A, 20 MHz, 2400 MHz - 2483.5 MHz Band, 802.11(n) MCS0, Mid Channel 6, 2437 MHz						
				Value	Limit	Result
				16.94 MHz	> 500 kHz	Pass

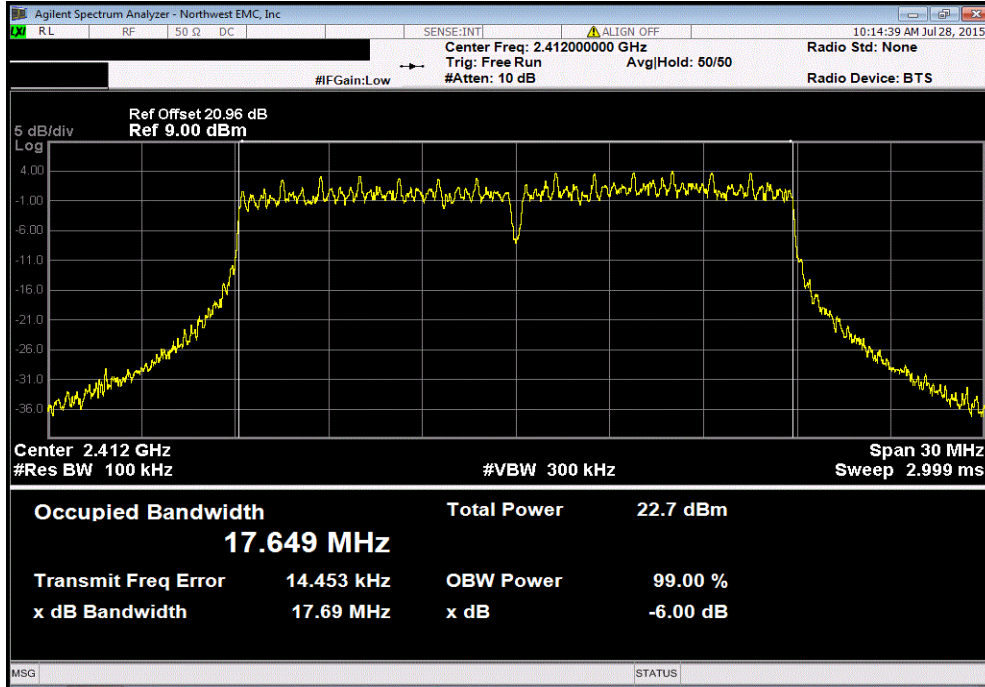


Chain A, 20 MHz, 2400 MHz - 2483.5 MHz Band, 802.11(n) MCS0, High Channel 11, 2462 MHz						
				Value	Limit	Result
				17.315 MHz	> 500 kHz	Pass

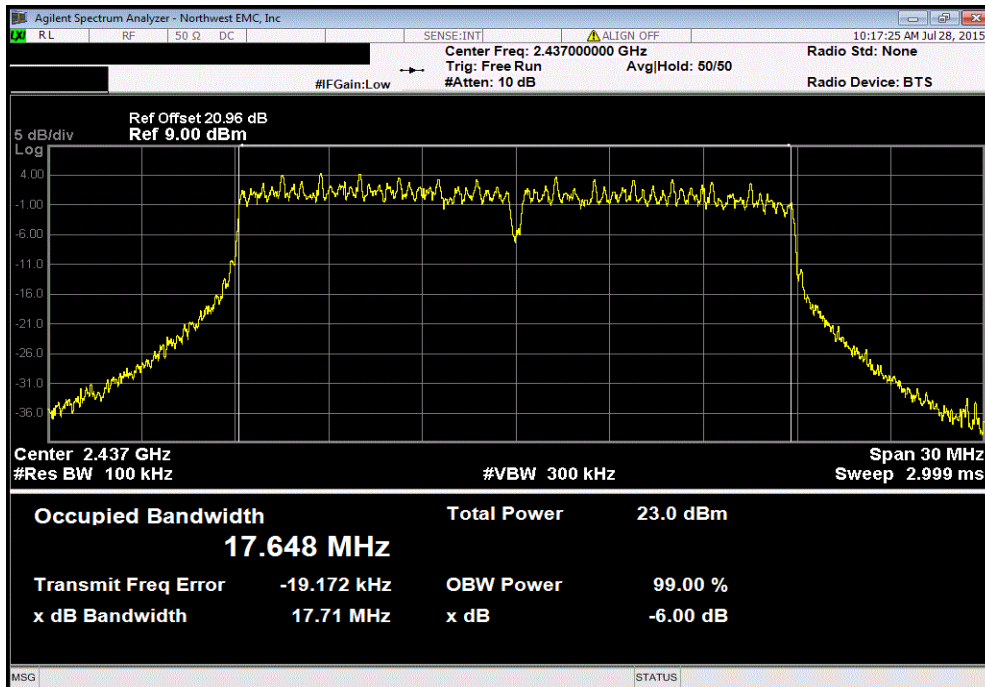


OCCUPIED BANDWIDTH

Chain A, 20 MHz, 2400 MHz - 2483.5 MHz Band, 802.11(n) MCS7, Low Channel 1, 2412 MHz						
				Value	Limit	Result
				17.692 MHz	(>) 500 kHz	Pass



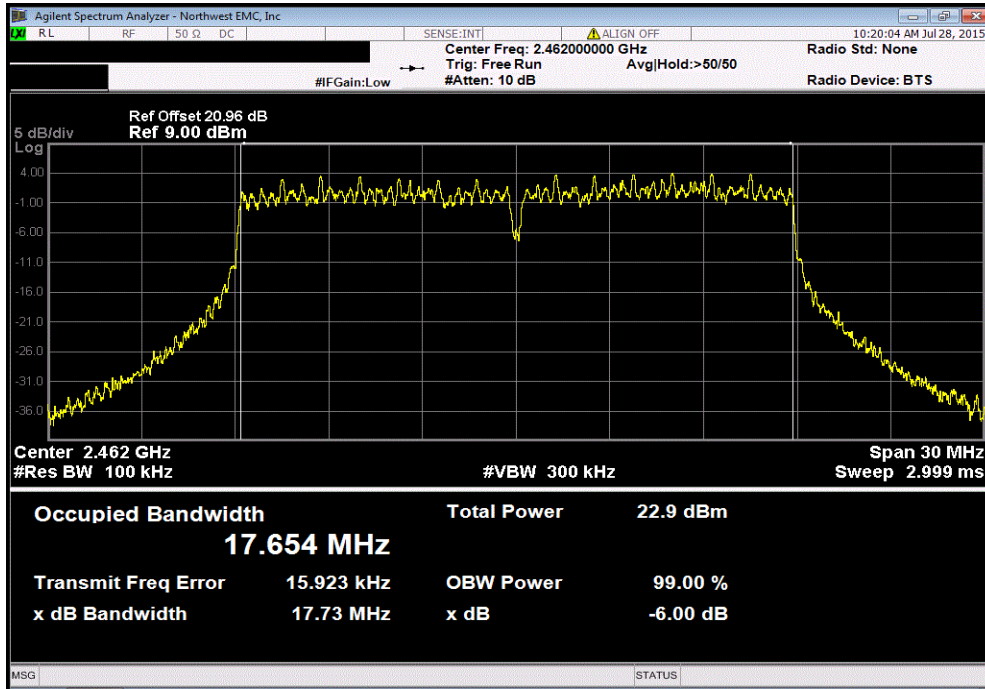
Chain A, 20 MHz, 2400 MHz - 2483.5 MHz Band, 802.11(n) MCS7, Mid Channel 6, 2437 MHz						
				Value	Limit	Result
				17.712 MHz	(>) 500 kHz	Pass



OCCUPIED BANDWIDTH

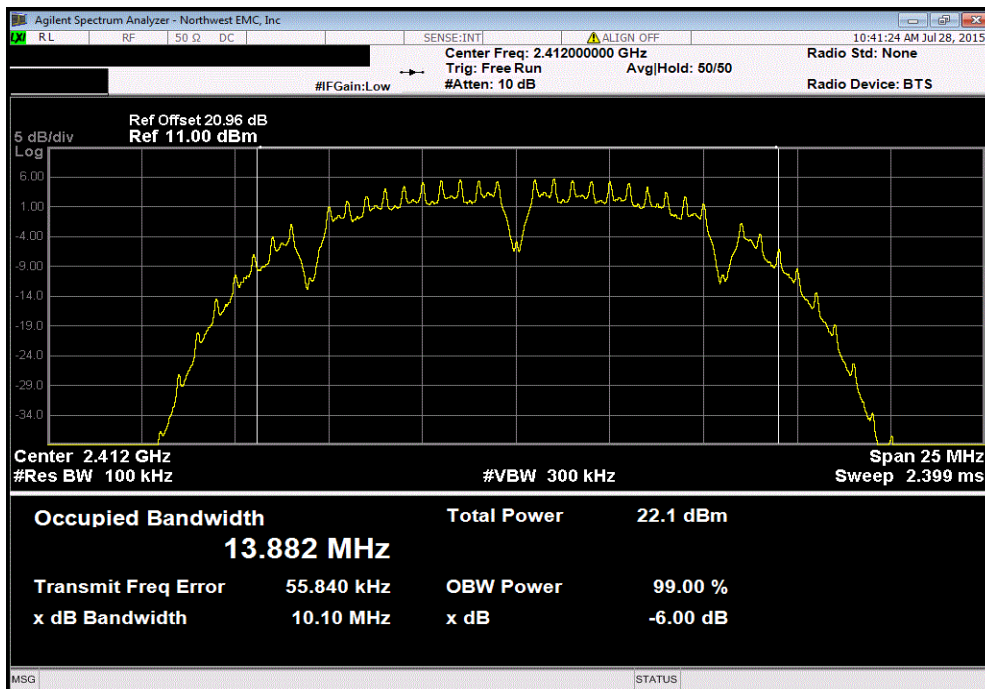
Chain A, 20 MHz, 2400 MHz - 2483.5 MHz Band, 802.11(n) MCS7, High Channel 11, 2462 MHz

	Value	Limit	Result
	17.726 MHz	500 kHz	Pass



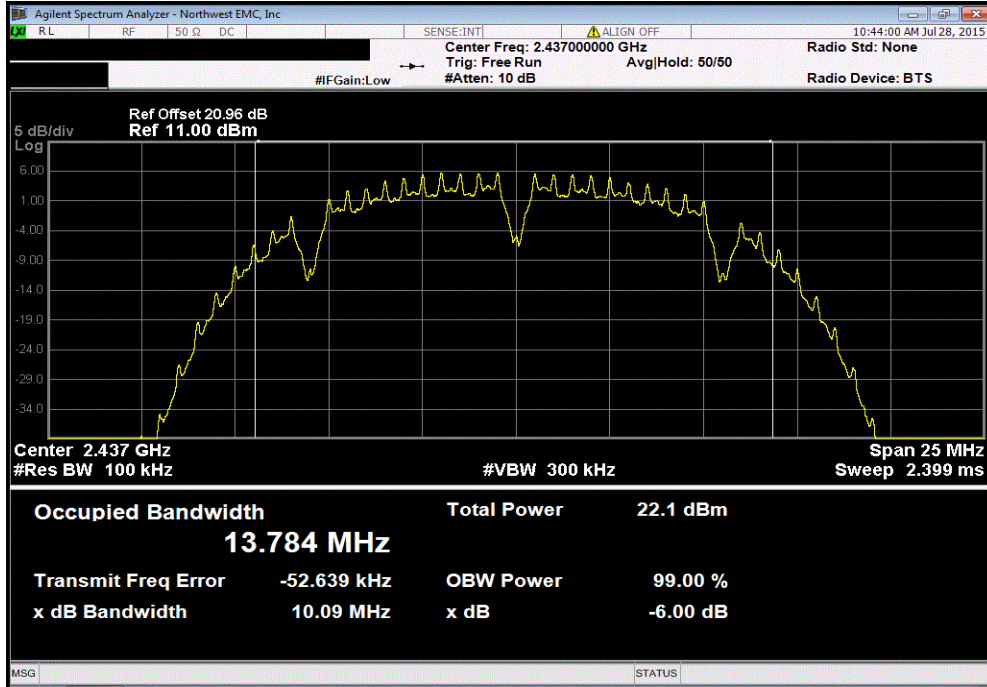
Chain B, 20 MHz, 2400 MHz - 2483.5 MHz Band, 802.11(b) 1 Mbps, Low Channel 1, 2412 MHz

	Value	Limit	Result
	10.095 MHz	500 kHz	Pass

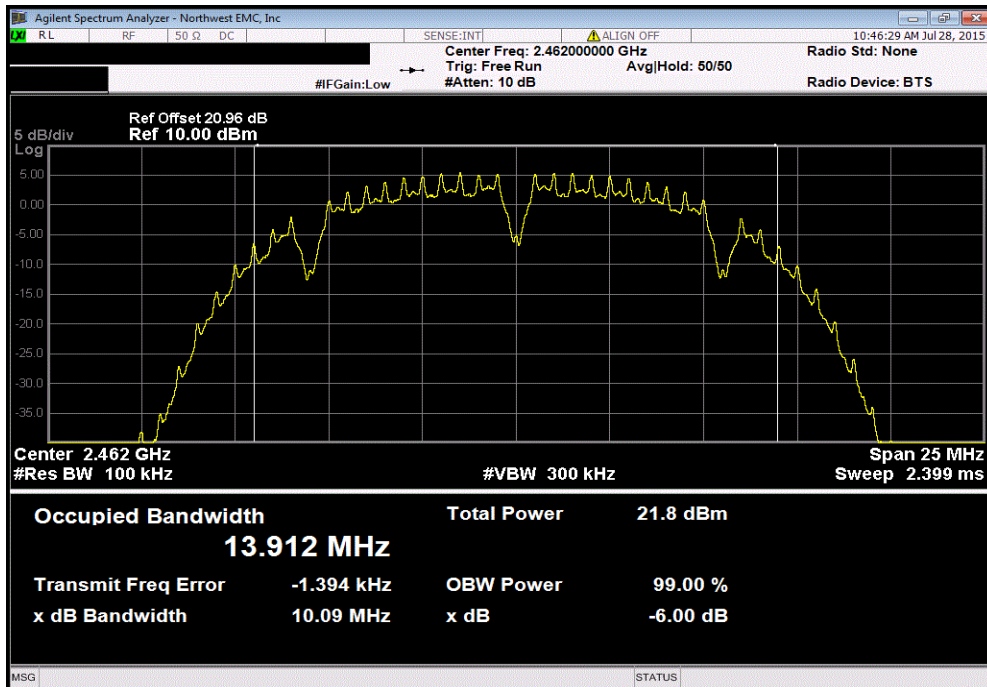


OCCUPIED BANDWIDTH

Chain B, 20 MHz, 2400 MHz - 2483.5 MHz Band, 802.11(b) 1 Mbps, Mid Channel 6, 2437 MHz						
			Value	Limit	Result	
				(>)		
			10.089 MHz	500 kHz	Pass	



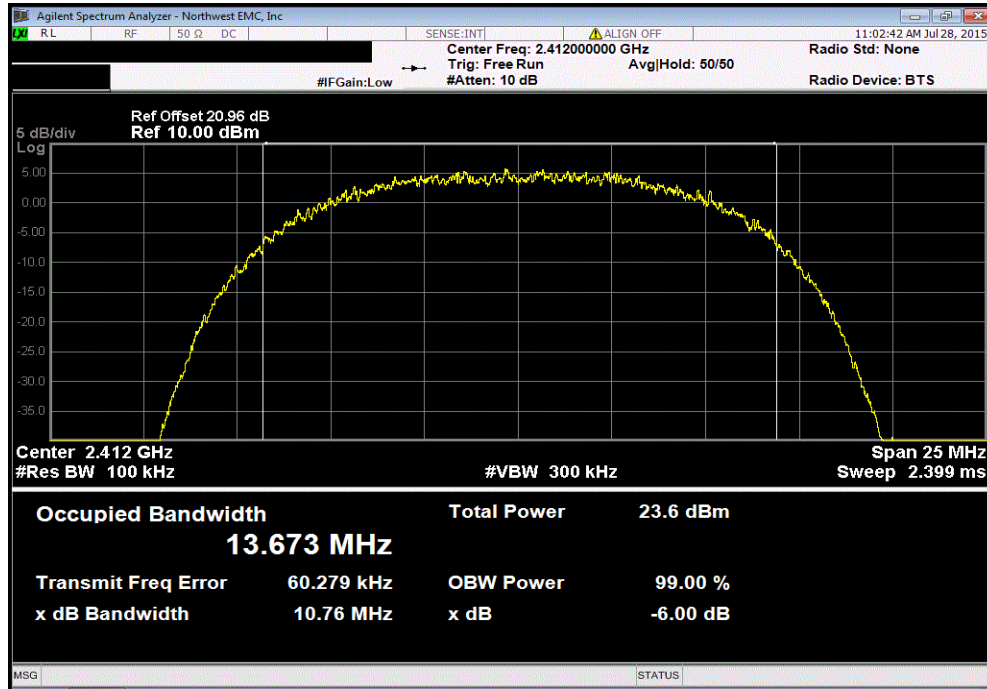
Chain B, 20 MHz, 2400 MHz - 2483.5 MHz Band, 802.11(b) 1 Mbps, High Channel 11, 2462 MHz						
			Value	Limit	Result	
				(>)		
			10.094 MHz	500 kHz	Pass	



OCCUPIED BANDWIDTH

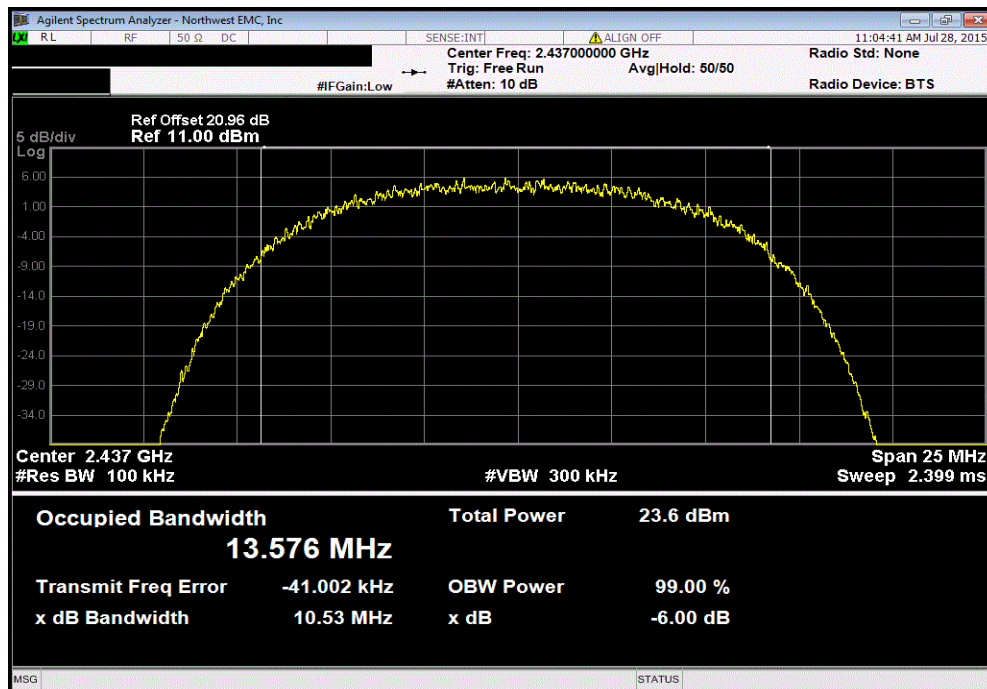
Chain B, 20 MHz, 2400 MHz - 2483.5 MHz Band, 802.11(b) 11 Mbps, Low Channel 1, 2412 MHz

			Limit		
	Value		(>)	Result	
	10.762 MHz		500 kHz	Pass	



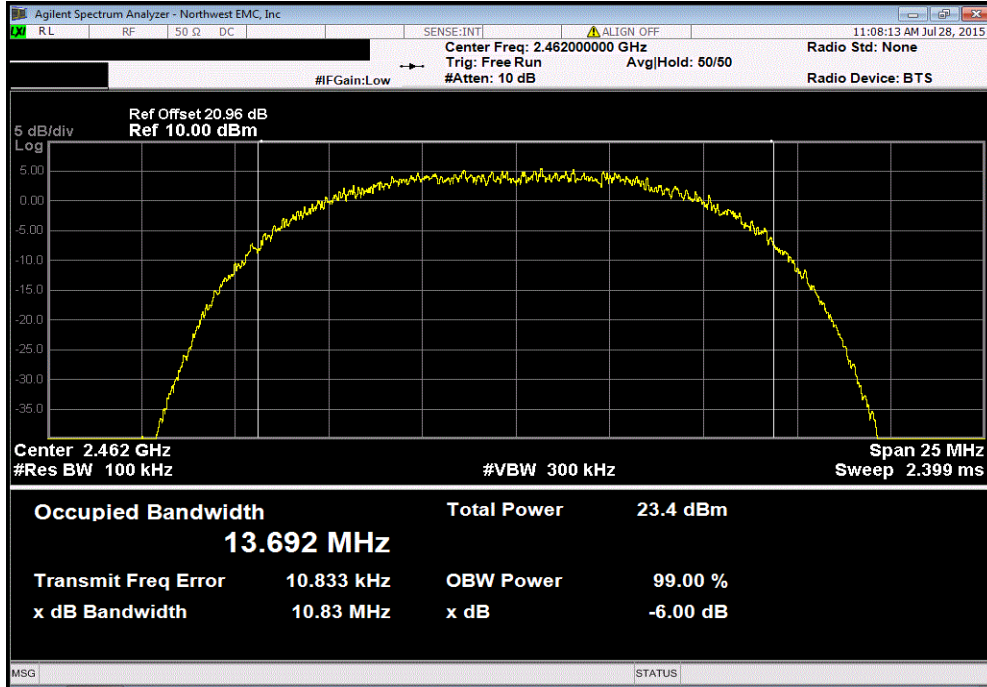
Chain B, 20 MHz, 2400 MHz - 2483.5 MHz Band, 802.11(b) 11 Mbps, Mid Channel 6, 2437 MHz

			Limit		
	Value		(>)	Result	
	10.533 MHz		500 kHz	Pass	

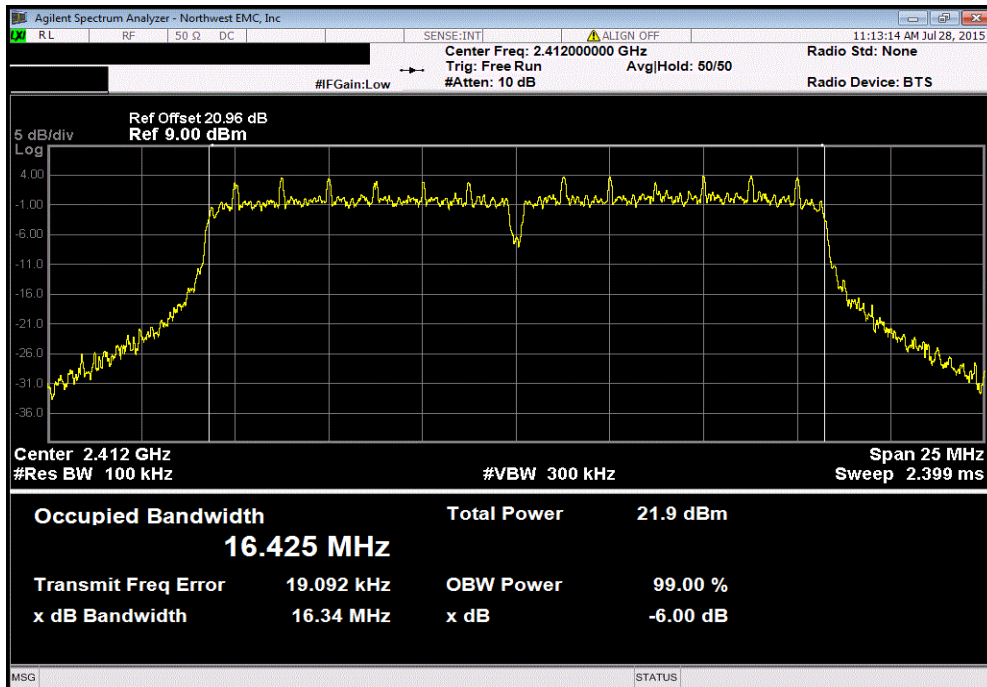


OCCUPIED BANDWIDTH

Chain B, 20 MHz, 2400 MHz - 2483.5 MHz Band, 802.11(b) 11 Mbps, High Channel 11, 2462 MHz						
			Value	Limit	Result	
				(>)		
			10.831 MHz	500 kHz	Pass	



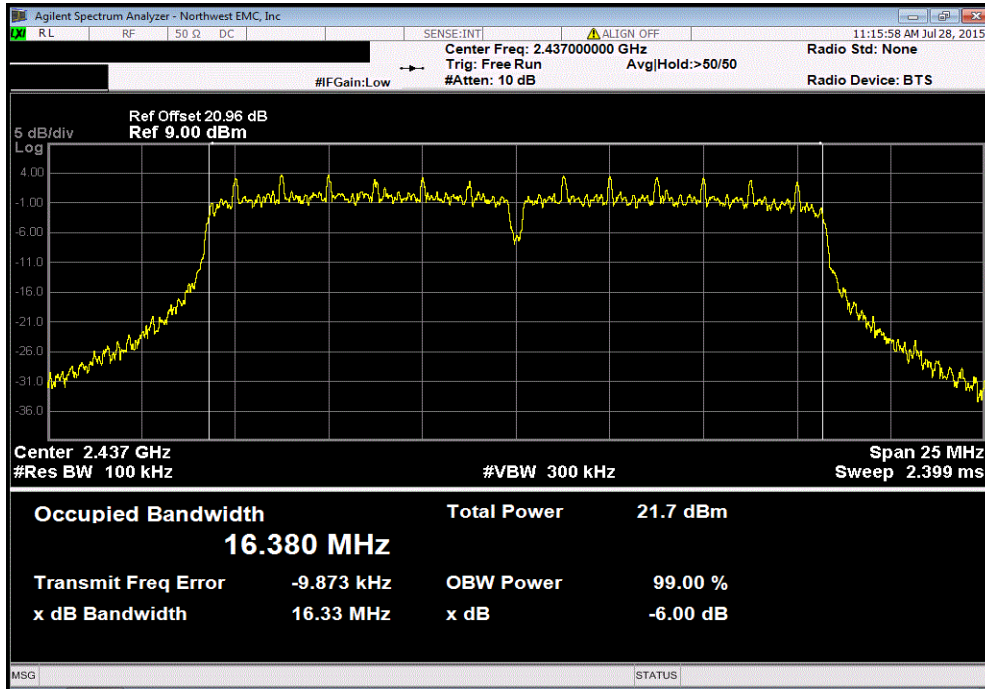
Chain B, 20 MHz, 2400 MHz - 2483.5 MHz Band, 802.11(g) 6 Mbps, Low Channel 1, 2412 MHz						
			Value	Limit	Result	
				(>)		
			16.341 MHz	500 kHz	Pass	



OCCUPIED BANDWIDTH

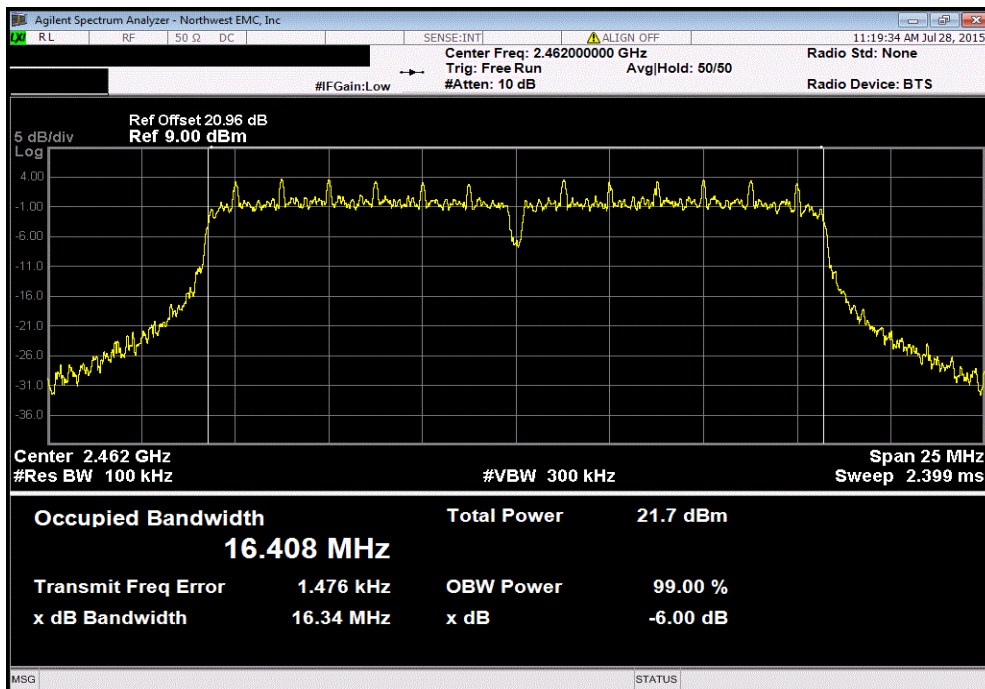
Chain B, 20 MHz, 2400 MHz - 2483.5 MHz Band, 802.11(g) 6 Mbps, Mid Channel 6, 2437 MHz

			Value	Limit	Result
				(>)	
			16.329 MHz	500 kHz	Pass



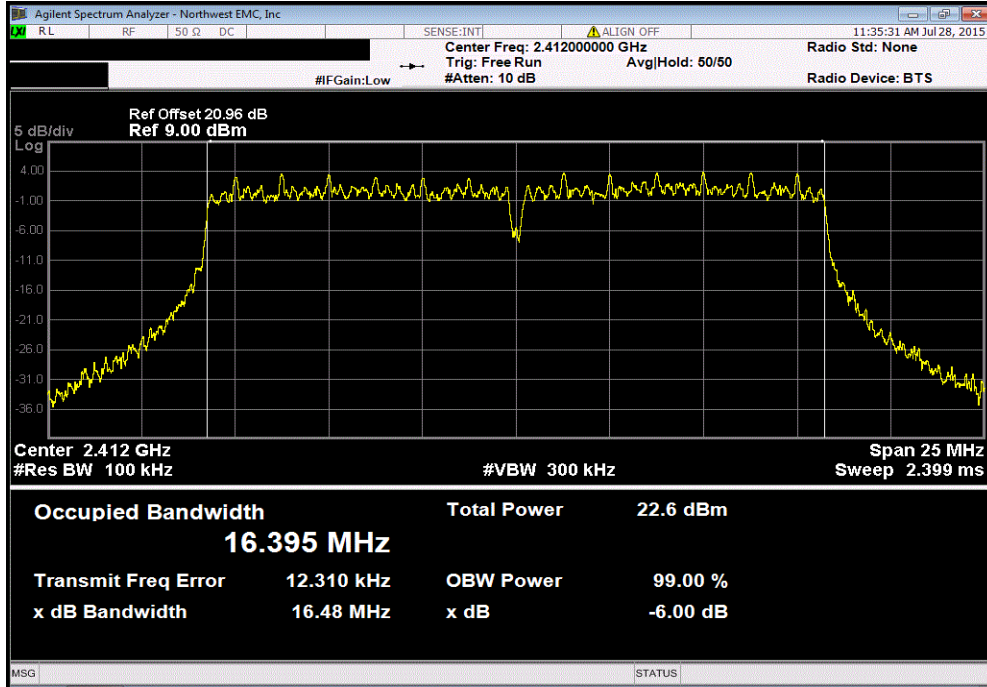
Chain B, 20 MHz, 2400 MHz - 2483.5 MHz Band, 802.11(g) 6 Mbps, High Channel 11, 2462 MHz

			Value	Limit	Result
				(>)	
			16.338 MHz	500 kHz	Pass

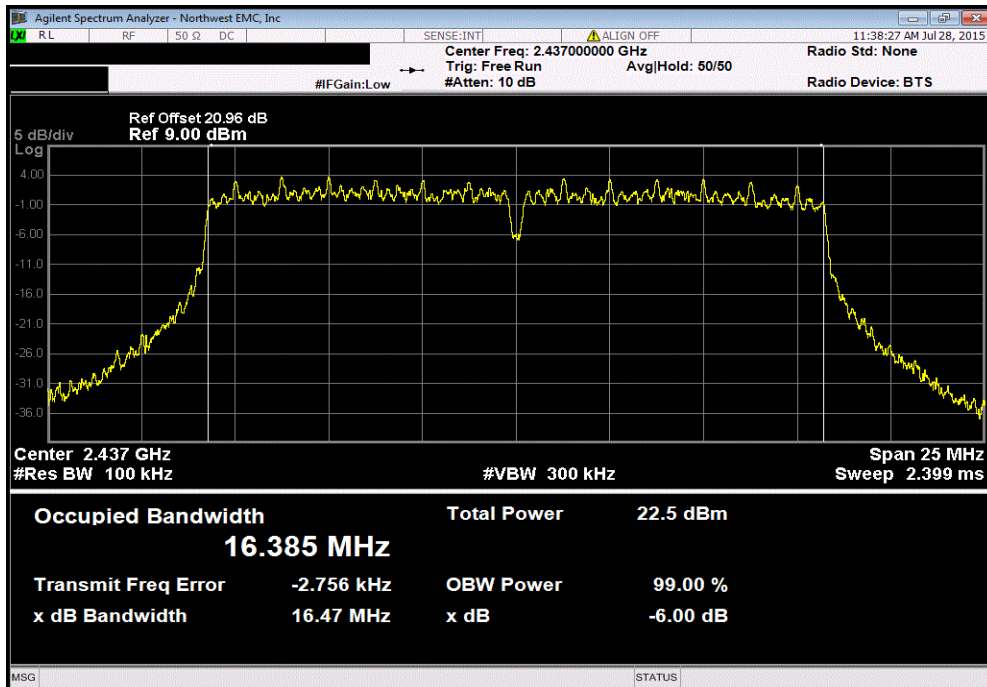


OCCUPIED BANDWIDTH

Chain B, 20 MHz, 2400 MHz - 2483.5 MHz Band, 802.11(g) 36 Mbps, Low Channel 1, 2412 MHz						
			Value	Limit	Result	
				(>)		
			16.477 MHz	500 kHz	Pass	

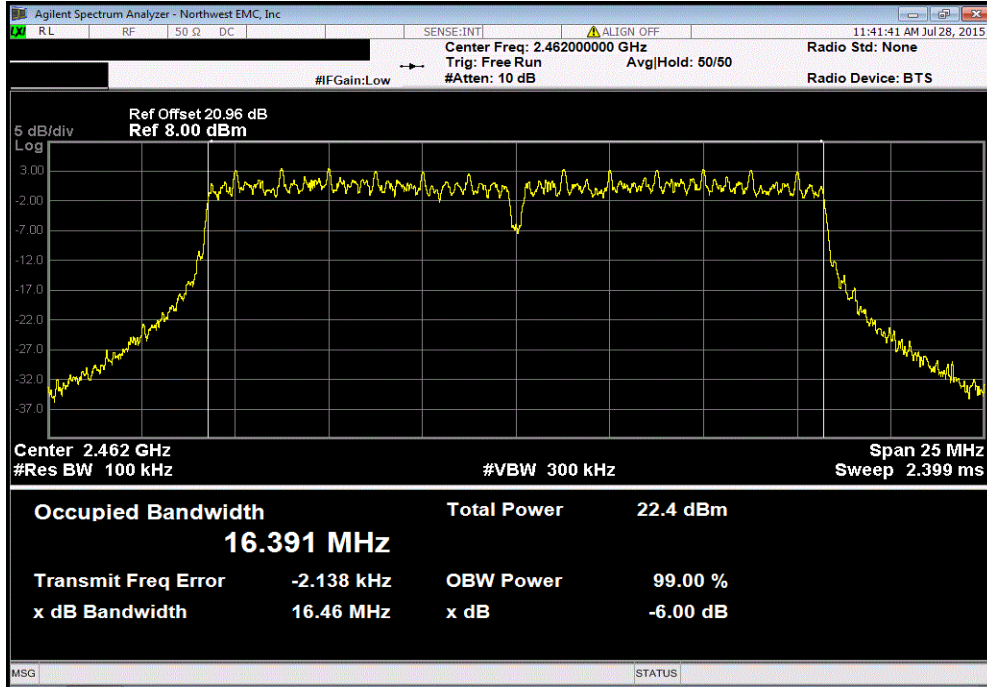


Chain B, 20 MHz, 2400 MHz - 2483.5 MHz Band, 802.11(g) 36 Mbps, Mid Channel 6, 2437 MHz						
			Value	Limit	Result	
				(>)		
			16.475 MHz	500 kHz	Pass	

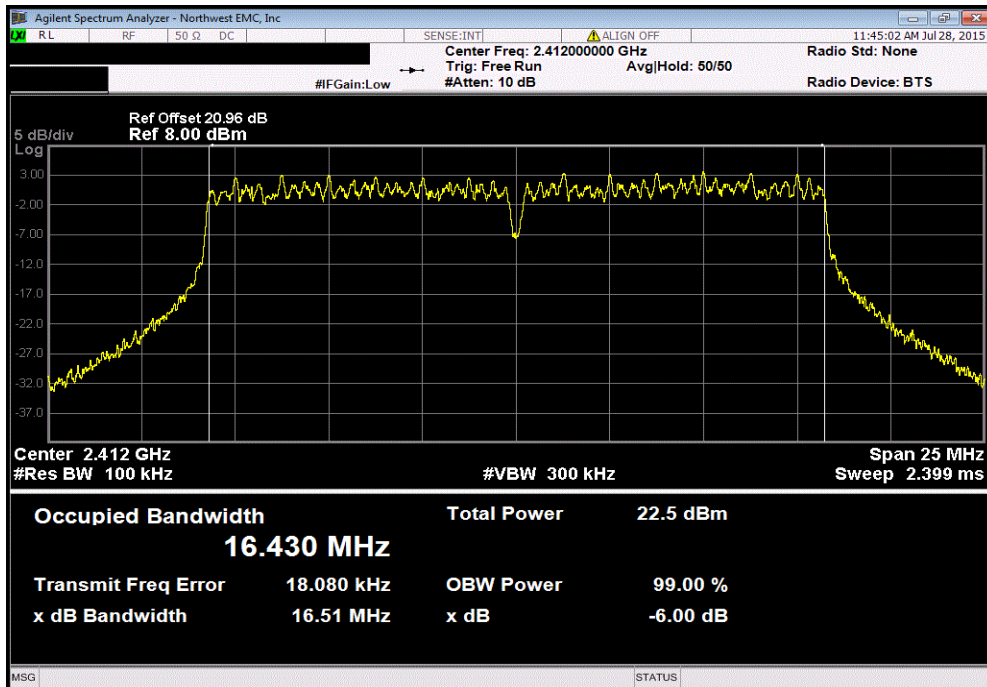


OCCUPIED BANDWIDTH

Chain B, 20 MHz, 2400 MHz - 2483.5 MHz Band, 802.11(g) 36 Mbps, High Channel 11, 2462 MHz						
			Value	Limit	Result	
				(>)		
			16.461 MHz	500 kHz	Pass	



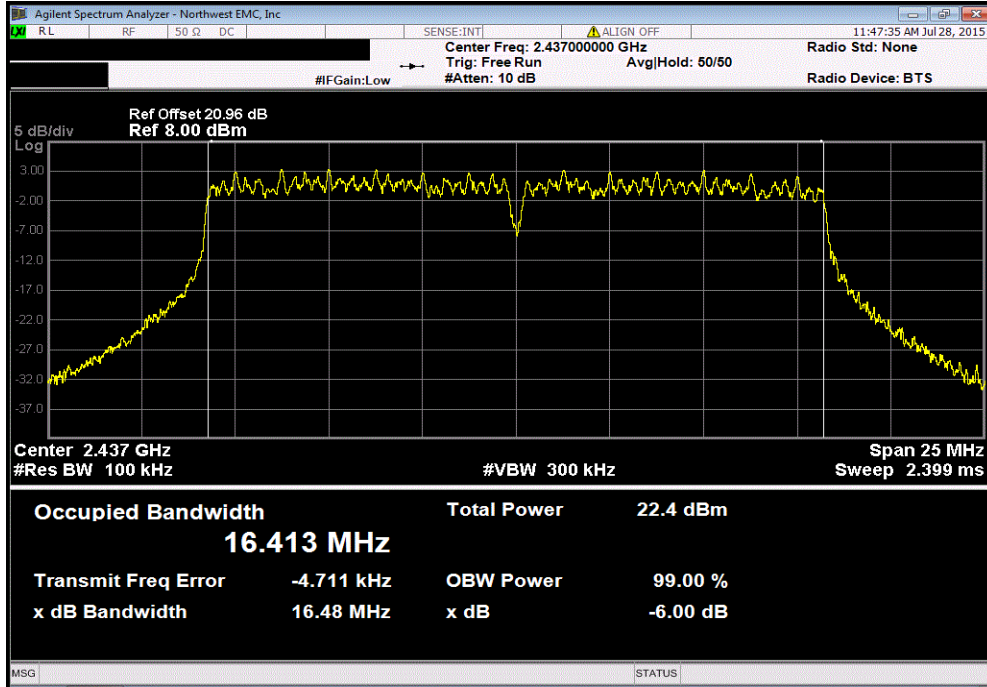
Chain B, 20 MHz, 2400 MHz - 2483.5 MHz Band, 802.11(g) 54 Mbps, Low Channel 1, 2412 MHz						
			Value	Limit	Result	
				(>)		
			16.507 MHz	500 kHz	Pass	



OCCUPIED BANDWIDTH

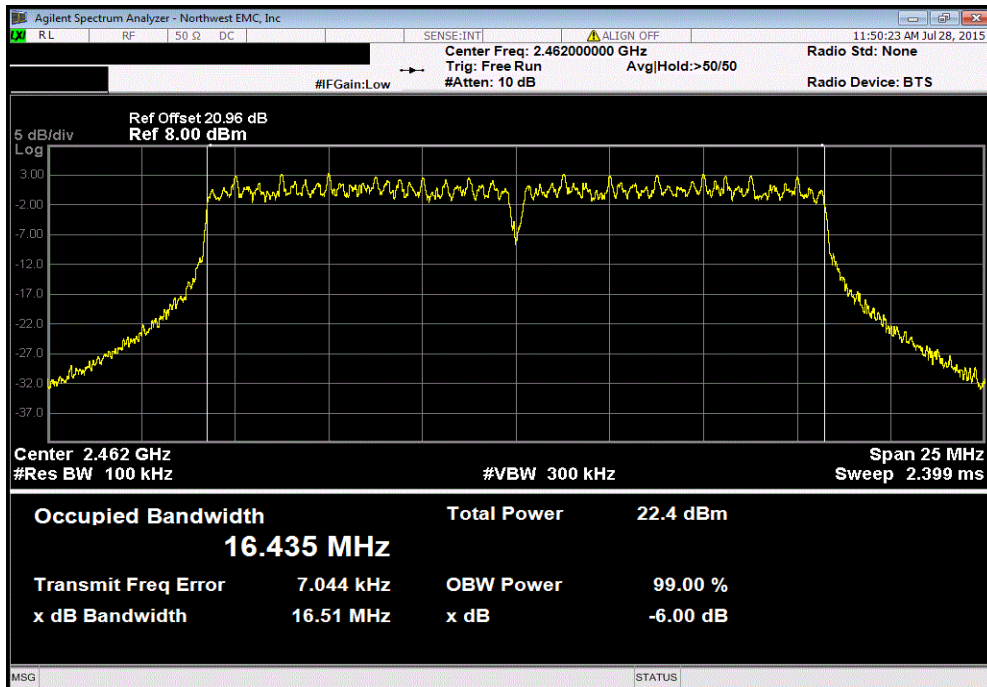
Chain B, 20 MHz, 2400 MHz - 2483.5 MHz Band, 802.11(g) 54 Mbps, Mid Channel 6, 2437 MHz

	Value	Limit	Result
	16.482 MHz	500 kHz	Pass



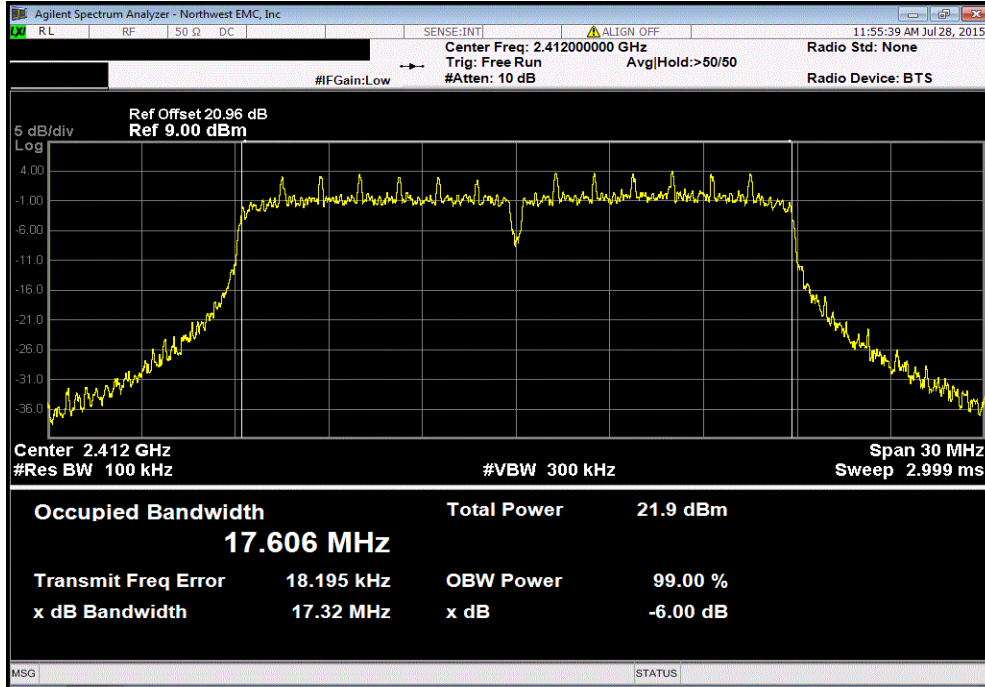
Chain B, 20 MHz, 2400 MHz - 2483.5 MHz Band, 802.11(g) 54 Mbps, High Channel 11, 2462 MHz

	Value	Limit	Result
	16.511 MHz	500 kHz	Pass

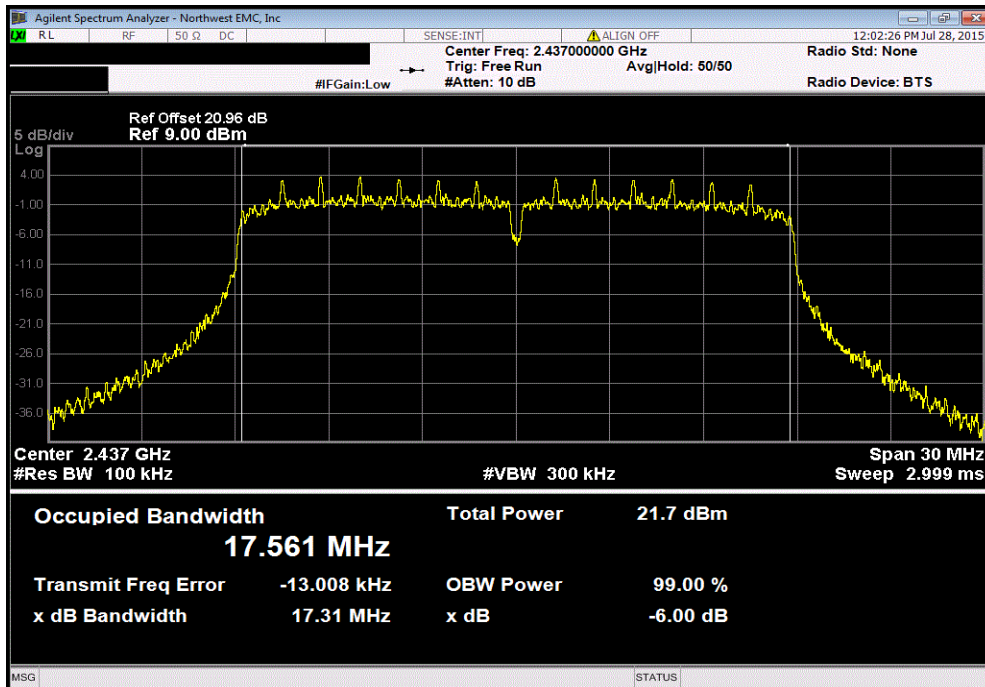


OCCUPIED BANDWIDTH

Chain B, 20 MHz, 2400 MHz - 2483.5 MHz Band, 802.11(n) MCS0, Low Channel 1, 2412 MHz						
				Value	Limit	Result
				17.317 MHz	(>) 500 kHz	Pass



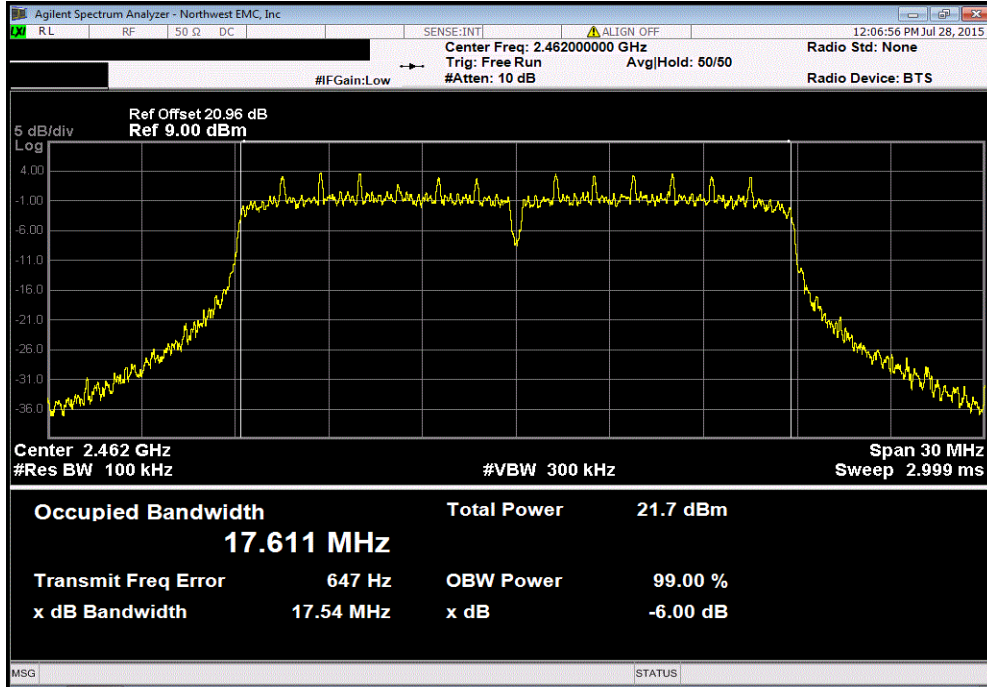
Chain B, 20 MHz, 2400 MHz - 2483.5 MHz Band, 802.11(n) MCS0, Mid Channel 6, 2437 MHz						
				Value	Limit	Result
				17.309 MHz	(>) 500 kHz	Pass



OCCUPIED BANDWIDTH

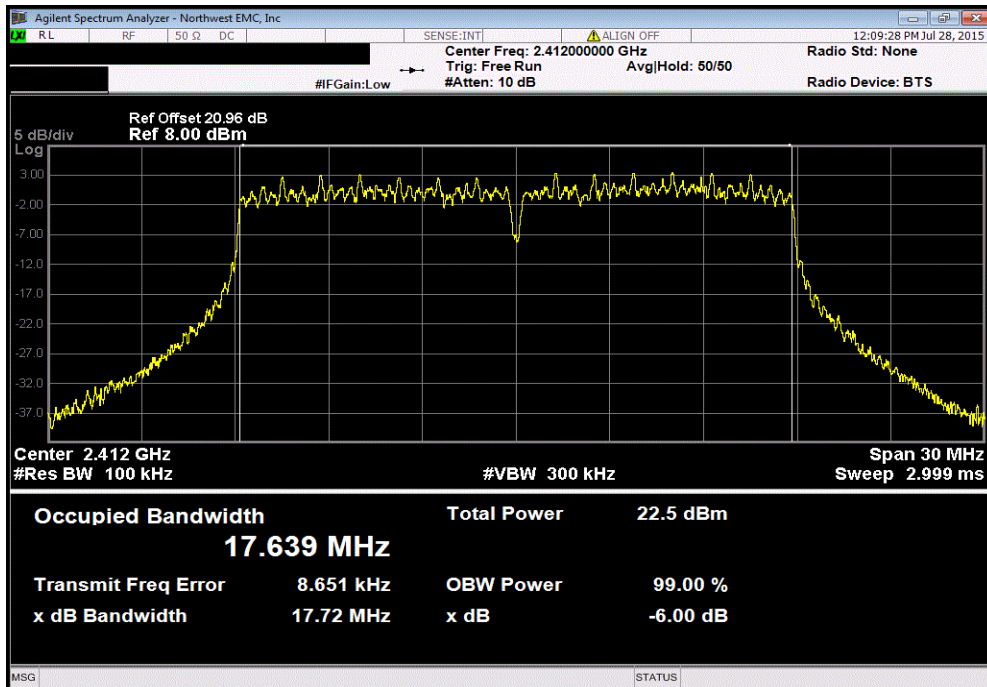
Chain B, 20 MHz, 2400 MHz - 2483.5 MHz Band, 802.11(n) MCS0, High Channel 11, 2462 MHz

	Value	Limit	Result
	17.538 MHz	500 kHz	Pass



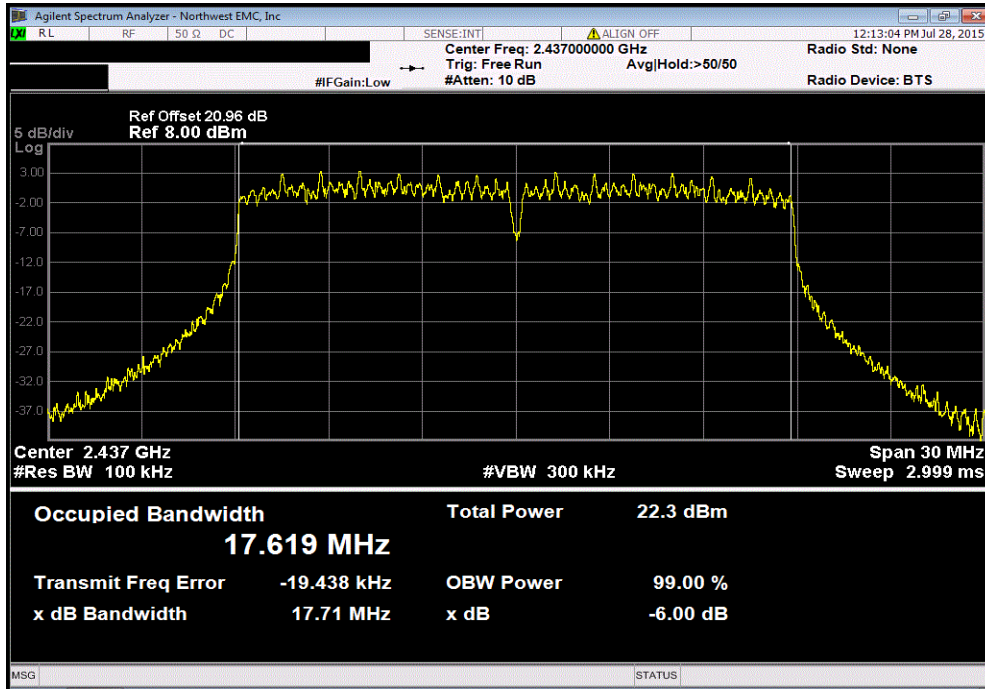
Chain B, 20 MHz, 2400 MHz - 2483.5 MHz Band, 802.11(n) MCS7, Low Channel 1, 2412 MHz

	Value	Limit	Result
	17.718 MHz	500 kHz	Pass

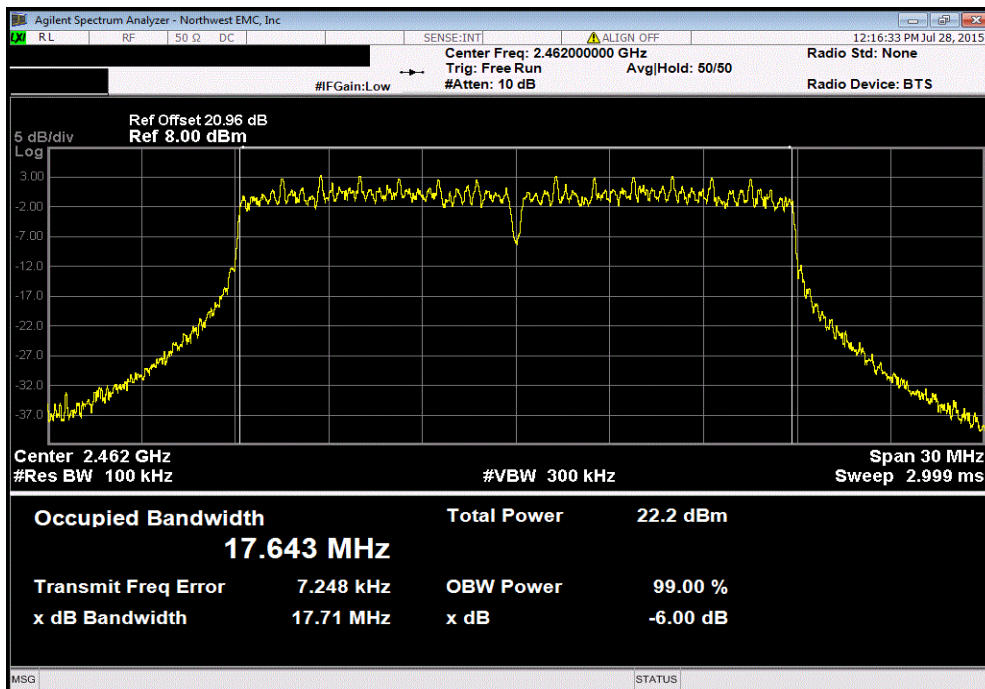


OCCUPIED BANDWIDTH

Chain B, 20 MHz, 2400 MHz - 2483.5 MHz Band, 802.11(n) MCS7, Mid Channel 6, 2437 MHz						
				Value	Limit	Result
				17.715 MHz	500 kHz	Pass



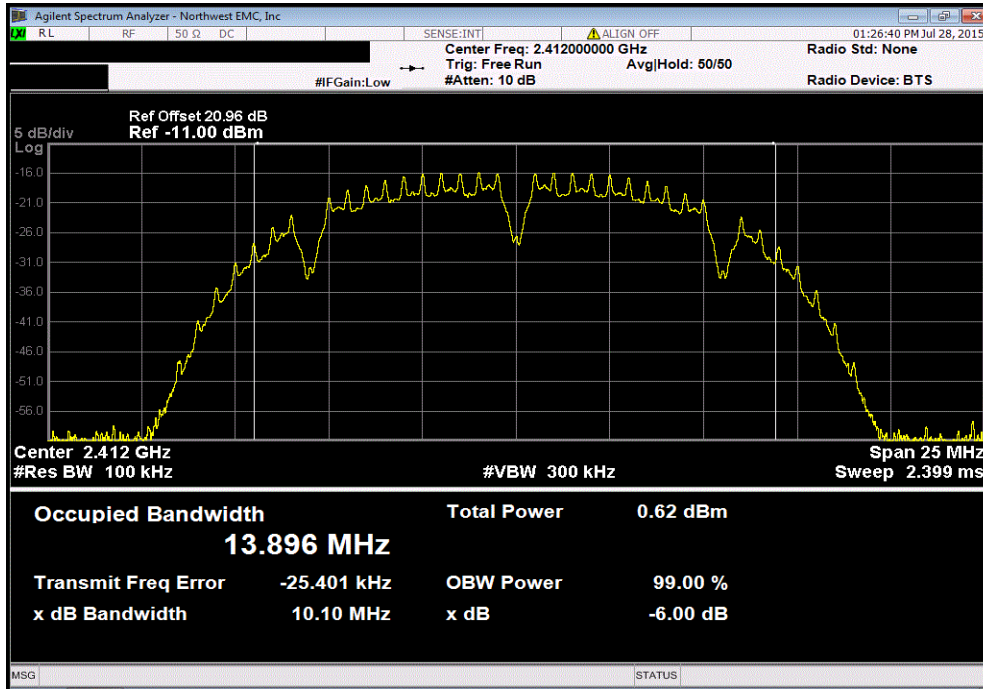
Chain B, 20 MHz, 2400 MHz - 2483.5 MHz Band, 802.11(n) MCS7, High Channel 11, 2462 MHz						
				Value	Limit	Result
				17.714 MHz	500 kHz	Pass



OCCUPIED BANDWIDTH

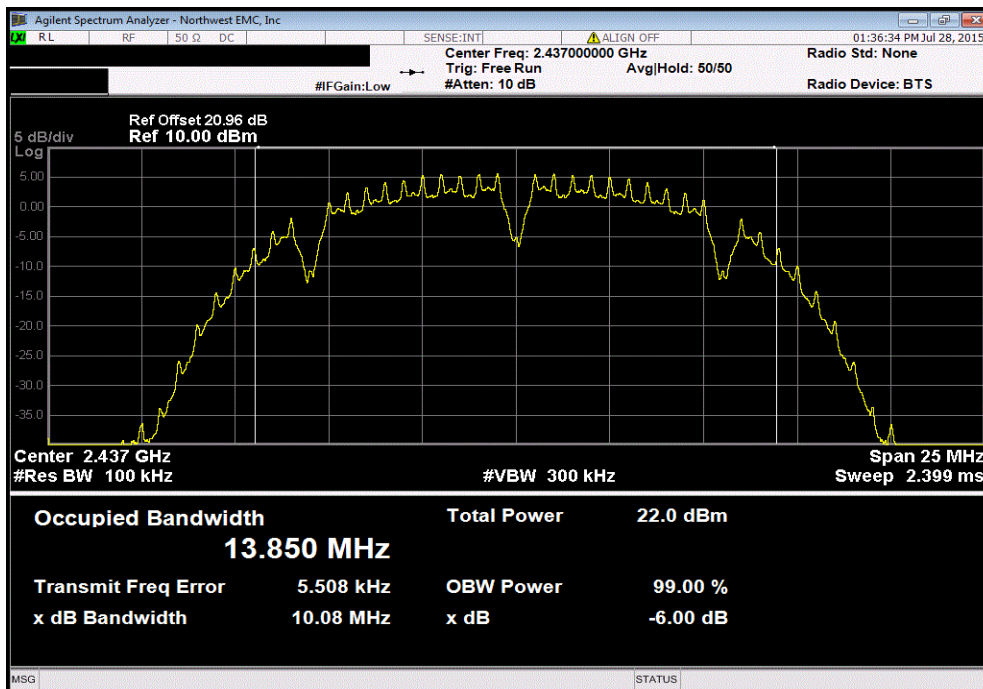
Chain C, 20 MHz, 2400 MHz - 2483.5 MHz Band, 802.11(b) 1 Mbps, Low Channel 1, 2412 MHz

			Limit		
	Value		(>)	Result	
	10.099 MHz		500 kHz	Pass	



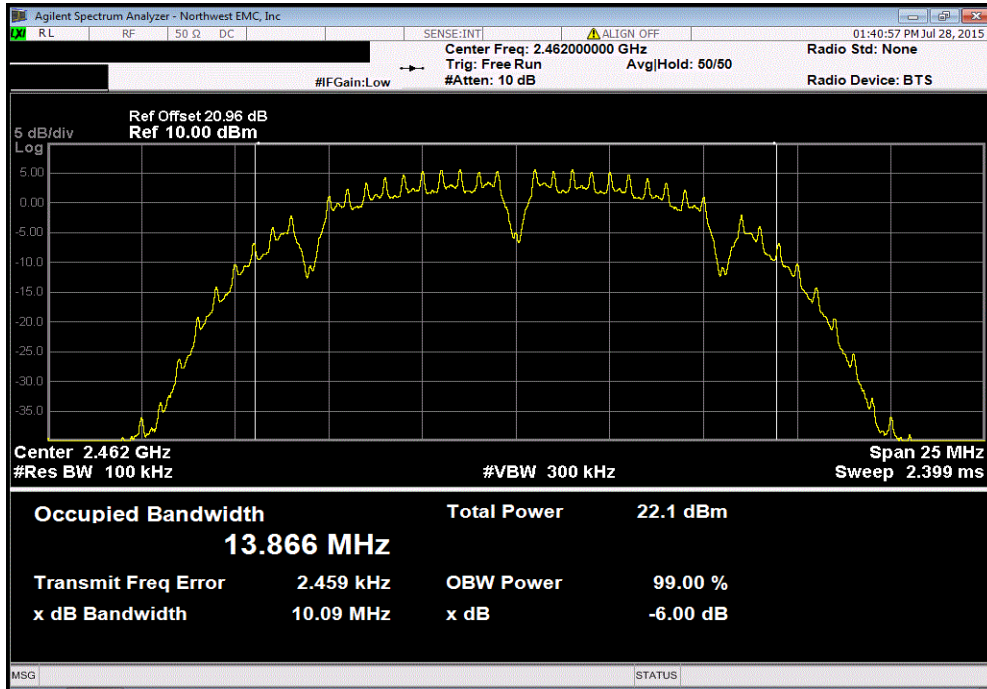
Chain C, 20 MHz, 2400 MHz - 2483.5 MHz Band, 802.11(b) 1 Mbps, Mid Channel 6, 2437 MHz

			Limit		
	Value		(>)	Result	
	10.082 MHz		500 kHz	Pass	

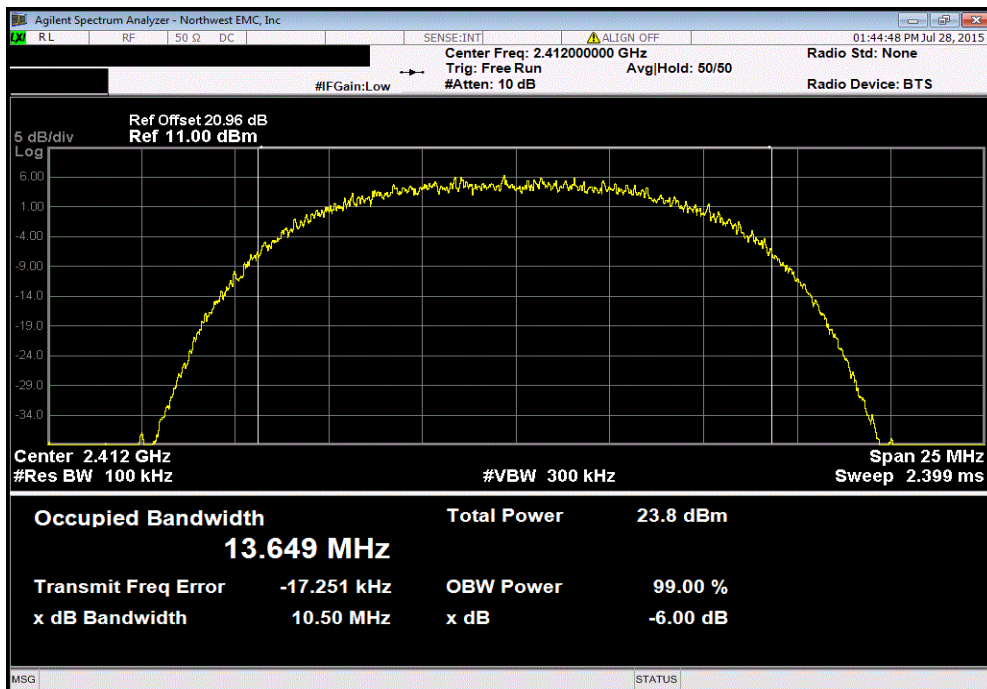


OCCUPIED BANDWIDTH

Chain C, 20 MHz, 2400 MHz - 2483.5 MHz Band, 802.11(b) 1 Mbps, High Channel 11, 2462 MHz						
			Value	Limit	Result	
				(>)		
			10.088 MHz	500 kHz	Pass	

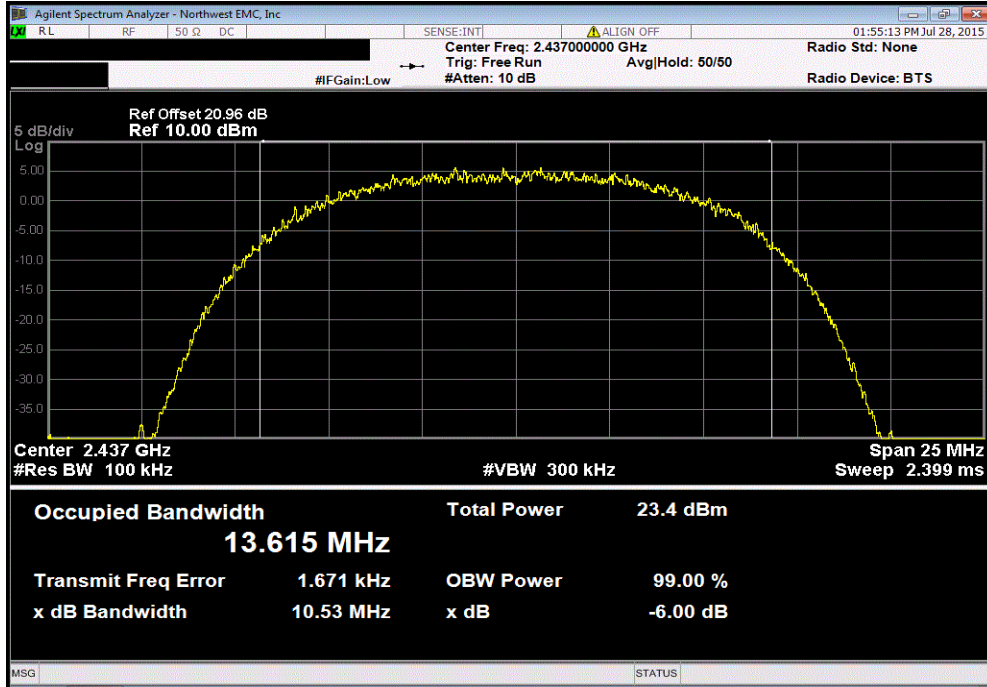


Chain C, 20 MHz, 2400 MHz - 2483.5 MHz Band, 802.11(b) 11 Mbps, Low Channel 1, 2412 MHz						
			Value	Limit	Result	
				(>)		
			10.503 MHz	500 kHz	Pass	

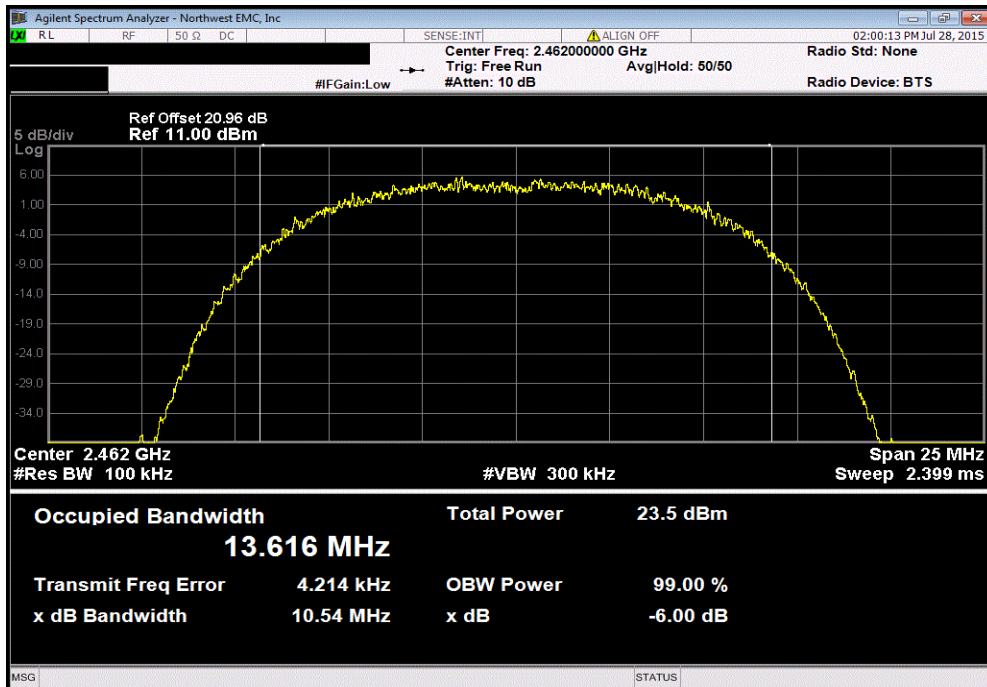


OCCUPIED BANDWIDTH

Chain C, 20 MHz, 2400 MHz - 2483.5 MHz Band, 802.11(b) 11 Mbps, Mid Channel 6, 2437 MHz						
			Value	Limit	Result	
				(>)		
			10.529 MHz	500 kHz	Pass	



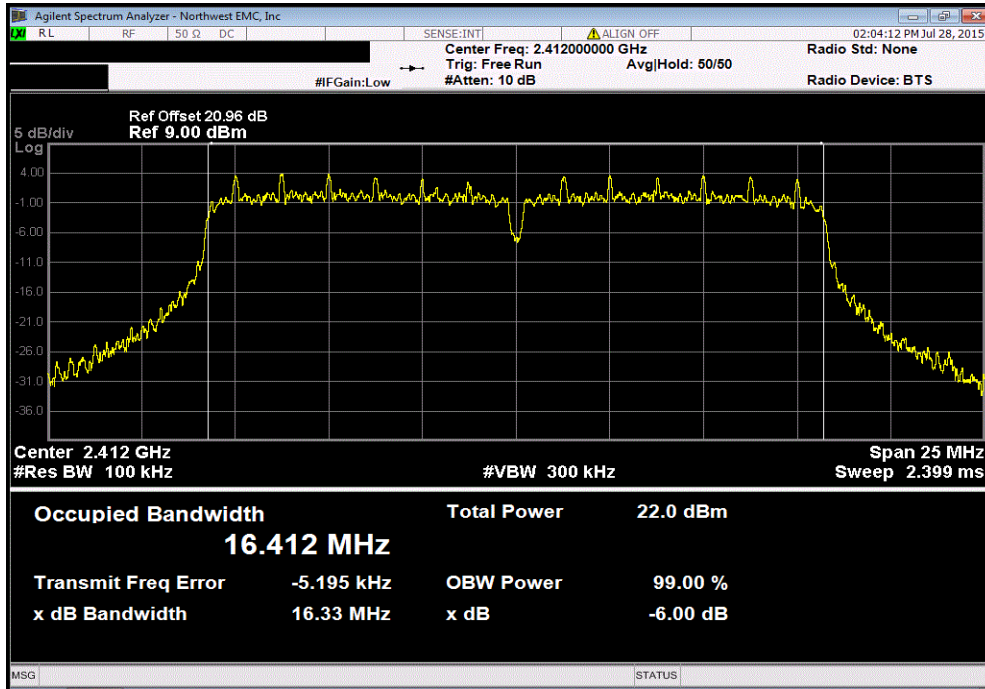
Chain C, 20 MHz, 2400 MHz - 2483.5 MHz Band, 802.11(b) 11 Mbps, High Channel 11, 2462 MHz						
			Value	Limit	Result	
				(>)		
			10.536 MHz	500 kHz	Pass	



OCCUPIED BANDWIDTH

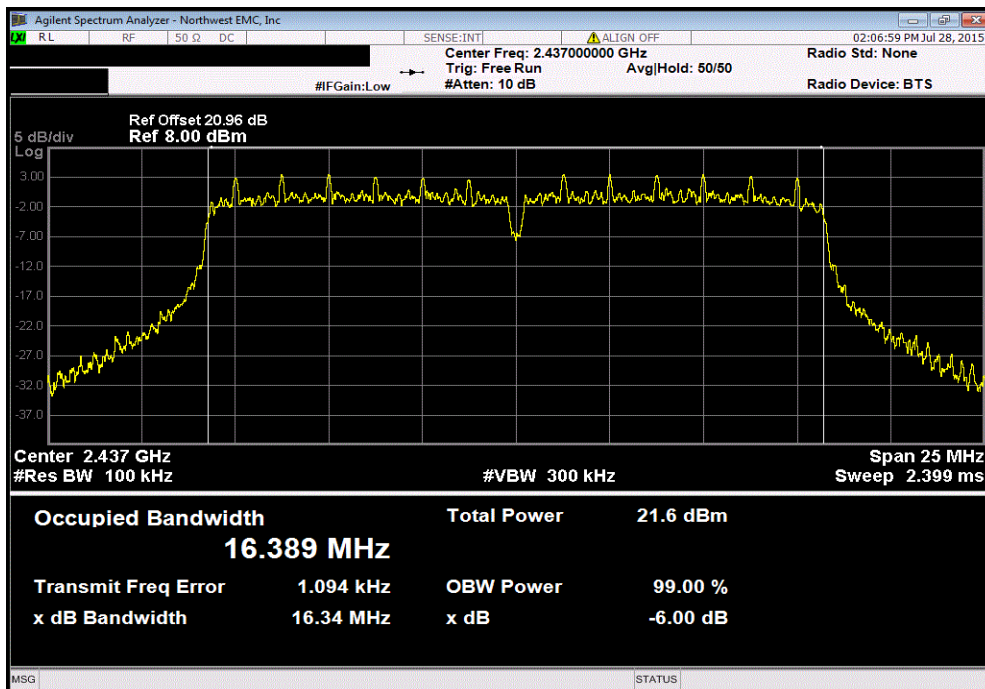
Chain C, 20 MHz, 2400 MHz - 2483.5 MHz Band, 802.11(g) 6 Mbps, Low Channel 1, 2412 MHz

			Value	Limit	Result
				(>)	
			16.333 MHz	500 kHz	Pass



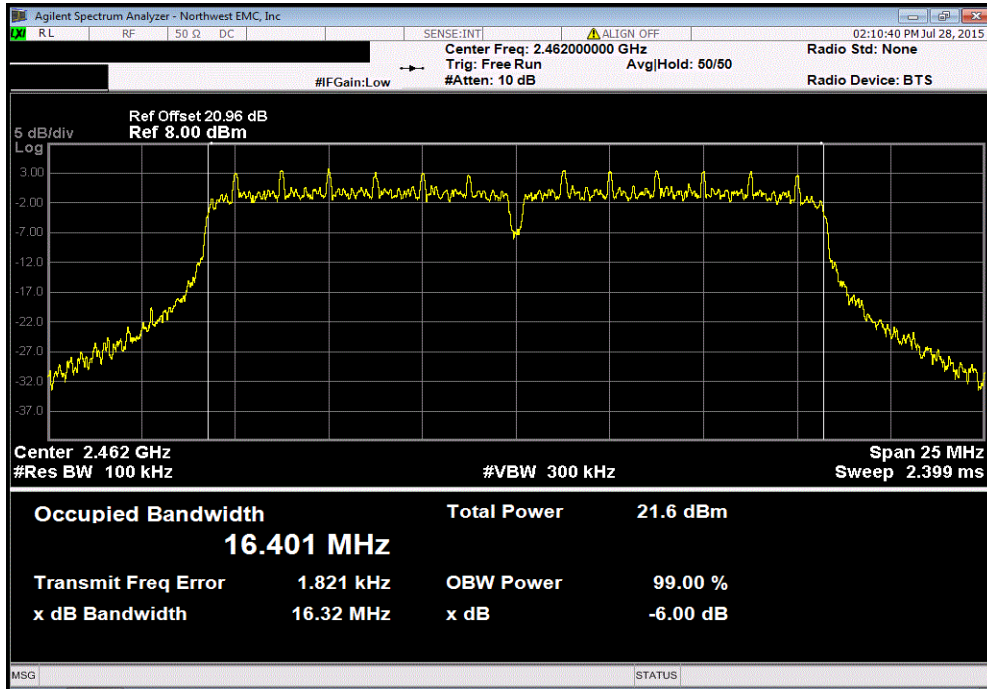
Chain C, 20 MHz, 2400 MHz - 2483.5 MHz Band, 802.11(g) 6 Mbps, Mid Channel 6, 2437 MHz

			Value	Limit	Result
				(>)	
			16.342 MHz	500 kHz	Pass

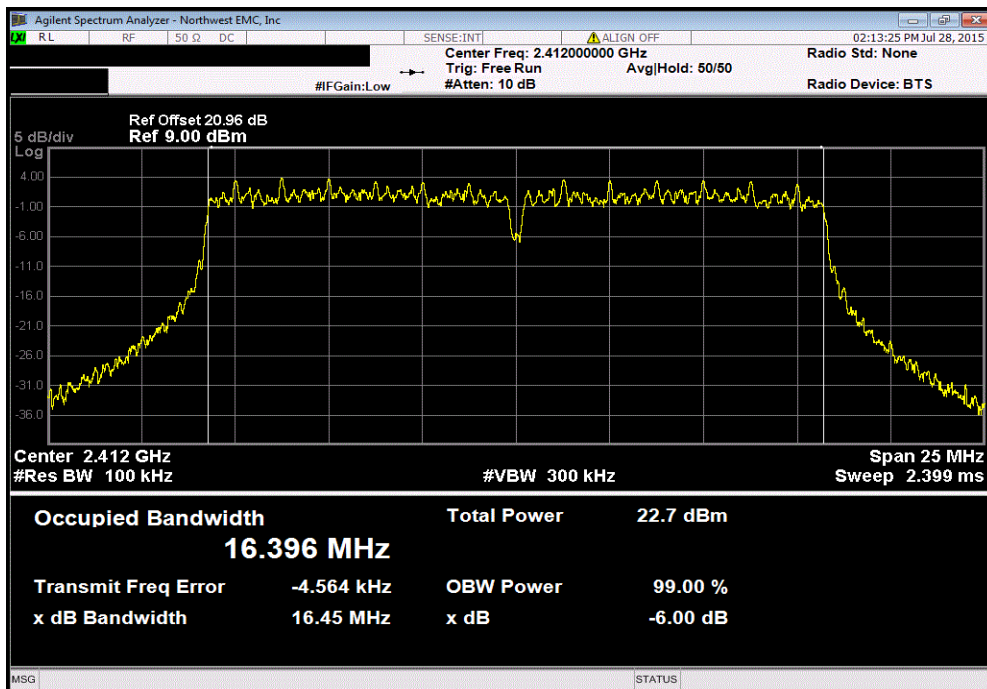


OCCUPIED BANDWIDTH

Chain C, 20 MHz, 2400 MHz - 2483.5 MHz Band, 802.11(g) 6 Mbps, High Channel 11, 2462 MHz						
			Value	Limit	Result	
				(>)		
			16.323 MHz	500 kHz	Pass	



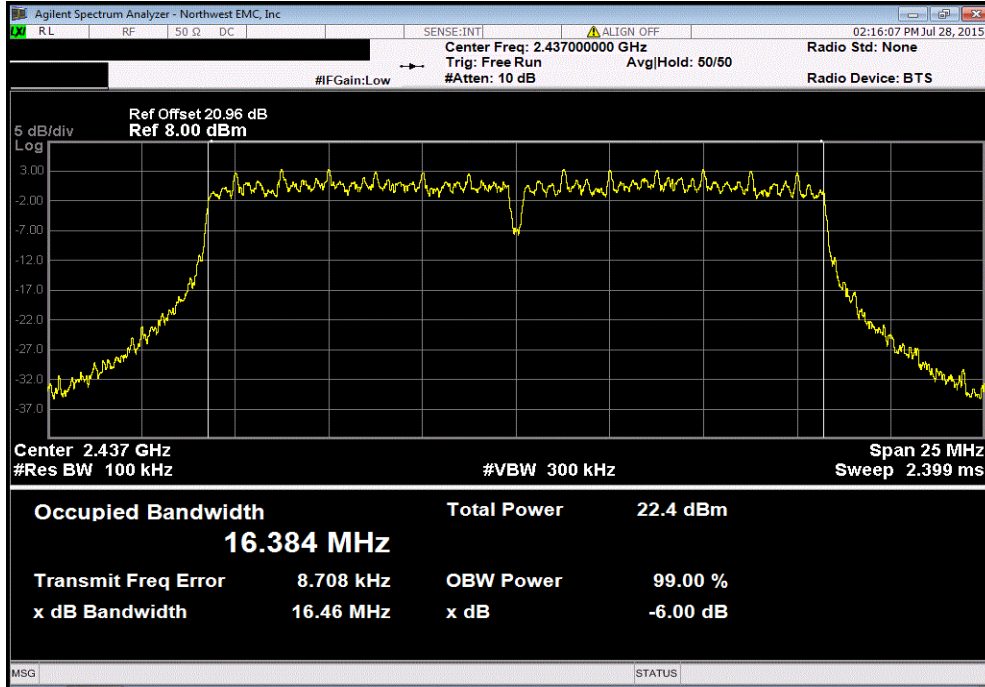
Chain C, 20 MHz, 2400 MHz - 2483.5 MHz Band, 802.11(g) 36 Mbps, Low Channel 1, 2412 MHz						
			Value	Limit	Result	
				(>)		
			16.448 MHz	500 kHz	Pass	



OCCUPIED BANDWIDTH

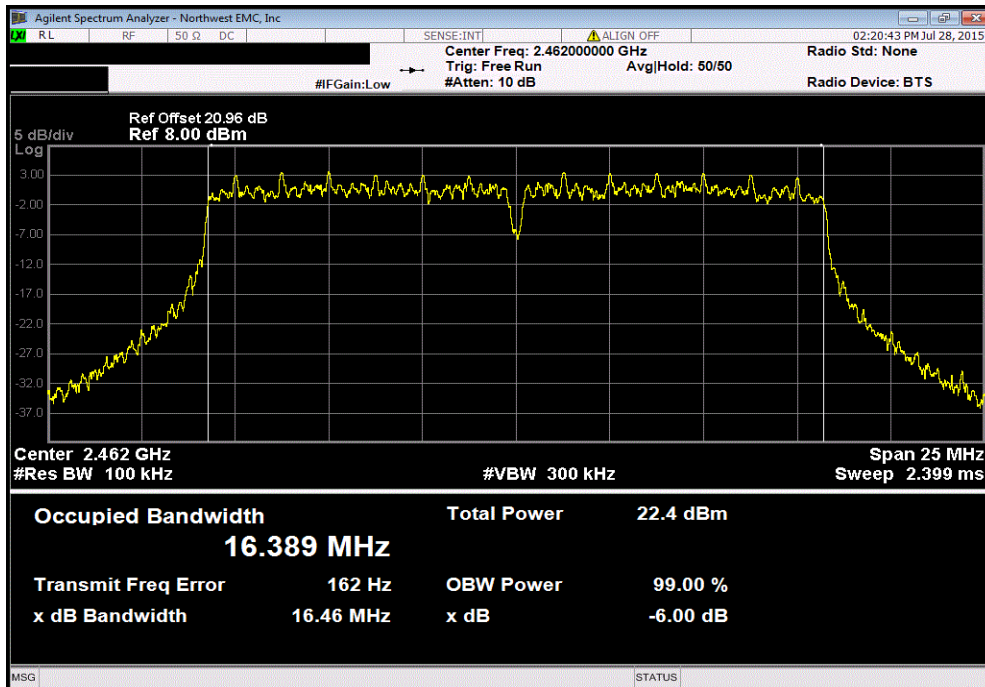
Chain C, 20 MHz, 2400 MHz - 2483.5 MHz Band, 802.11(g) 36 Mbps, Mid Channel 6, 2437 MHz

			Value	Limit	Result
				(>)	
			16.465 MHz	500 kHz	Pass



Chain C, 20 MHz, 2400 MHz - 2483.5 MHz Band, 802.11(g) 36 Mbps, High Channel 11, 2462 MHz

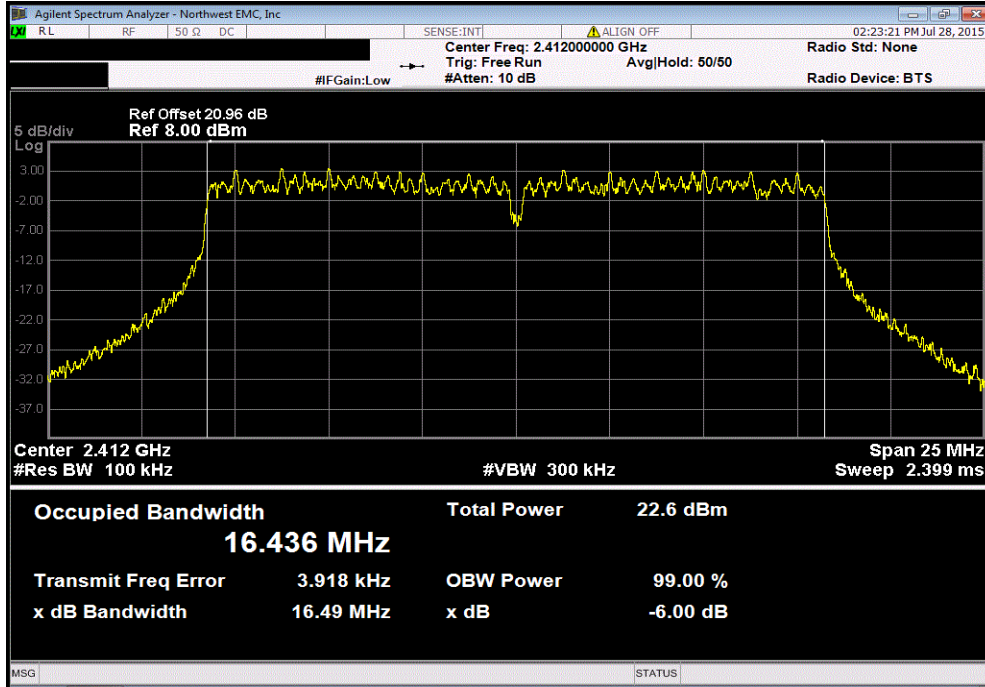
			Value	Limit	Result
				(>)	
			16.465 MHz	500 kHz	Pass



OCCUPIED BANDWIDTH

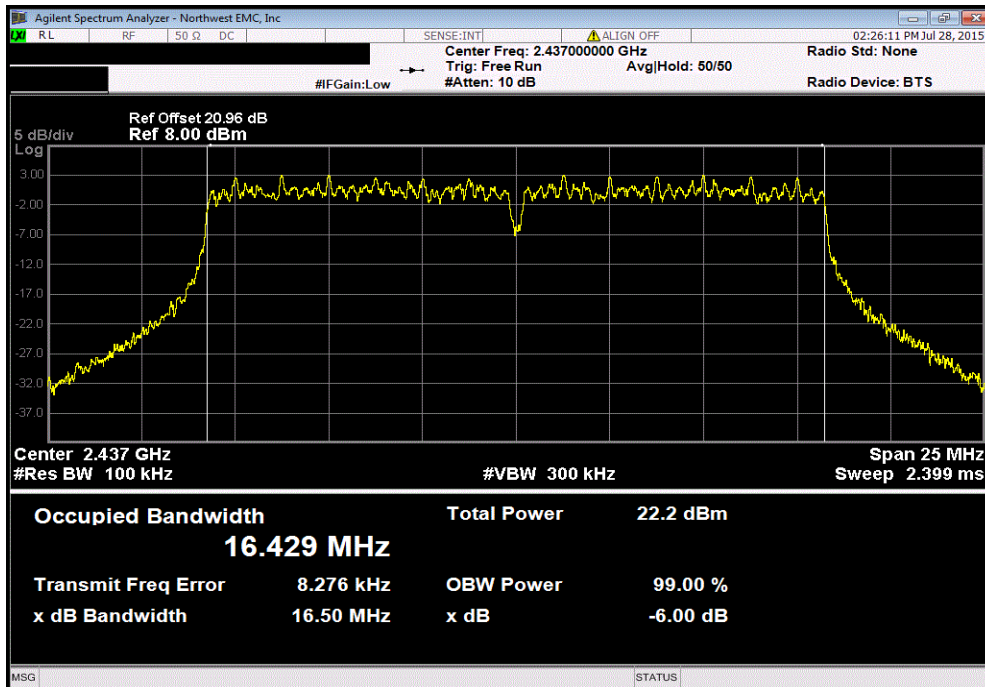
Chain C, 20 MHz, 2400 MHz - 2483.5 MHz Band, 802.11(g) 54 Mbps, Low Channel 1, 2412 MHz

			Limit		
	Value		(>)	Result	
	16.489 MHz		500 kHz	Pass	



Chain C, 20 MHz, 2400 MHz - 2483.5 MHz Band, 802.11(g) 54 Mbps, Mid Channel 6, 2437 MHz

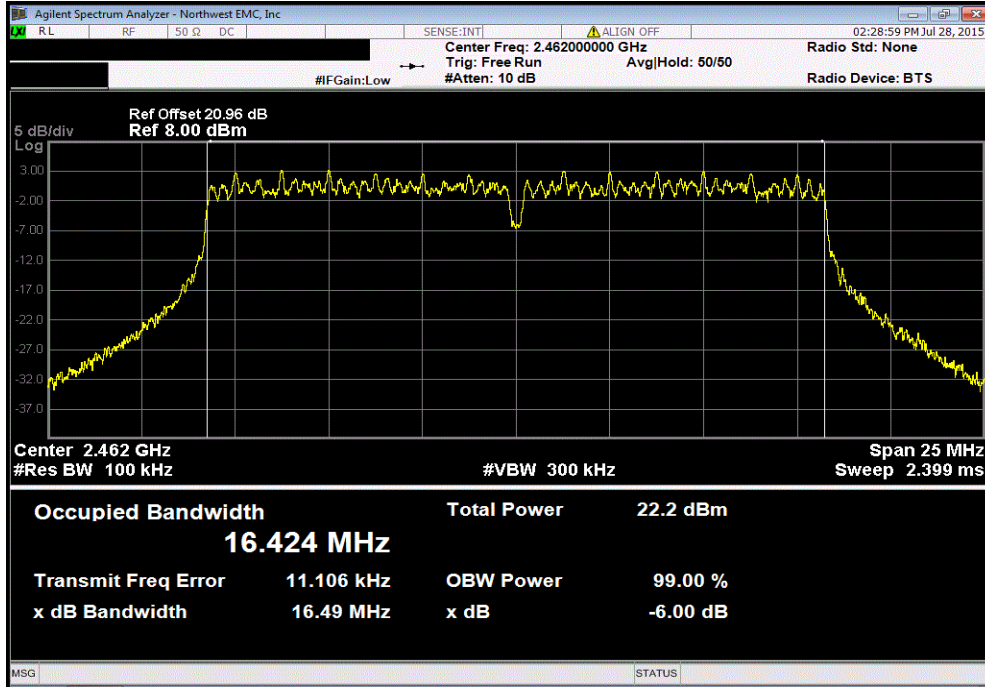
			Limit		
	Value		(>)	Result	
	16.497 MHz		500 kHz	Pass	



OCCUPIED BANDWIDTH

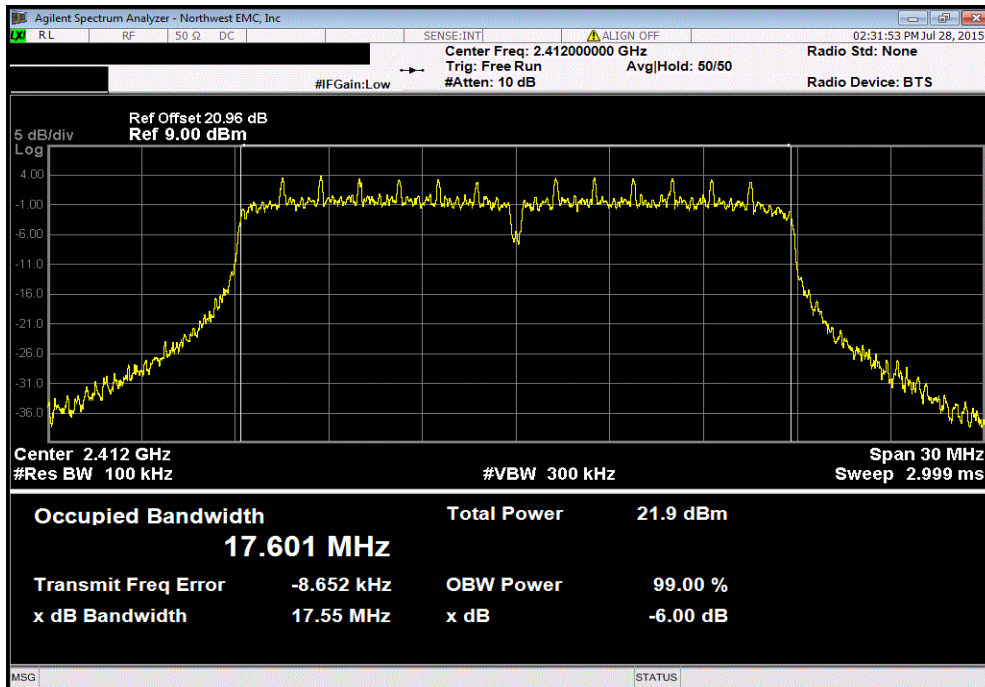
Chain C, 20 MHz, 2400 MHz - 2483.5 MHz Band, 802.11(g) 54 Mbps, High Channel 11, 2462 MHz

	Value	Limit	Result
	16.488 MHz	500 kHz	Pass



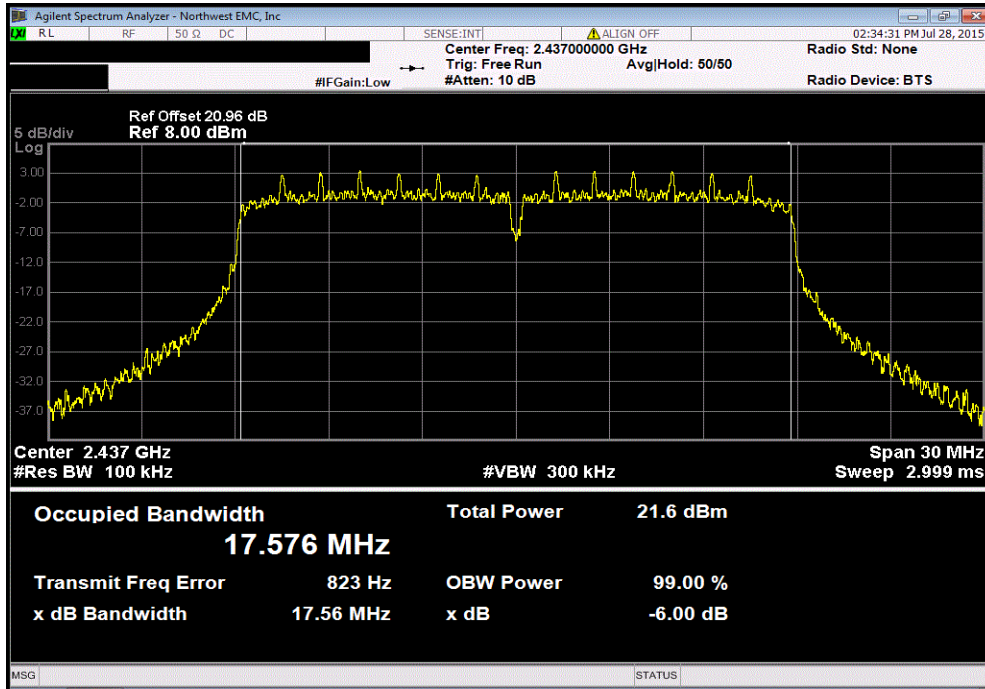
Chain C, 20 MHz, 2400 MHz - 2483.5 MHz Band, 802.11(n) MCS0, Low Channel 1, 2412 MHz

	Value	Limit	Result
	17.553 MHz	500 kHz	Pass

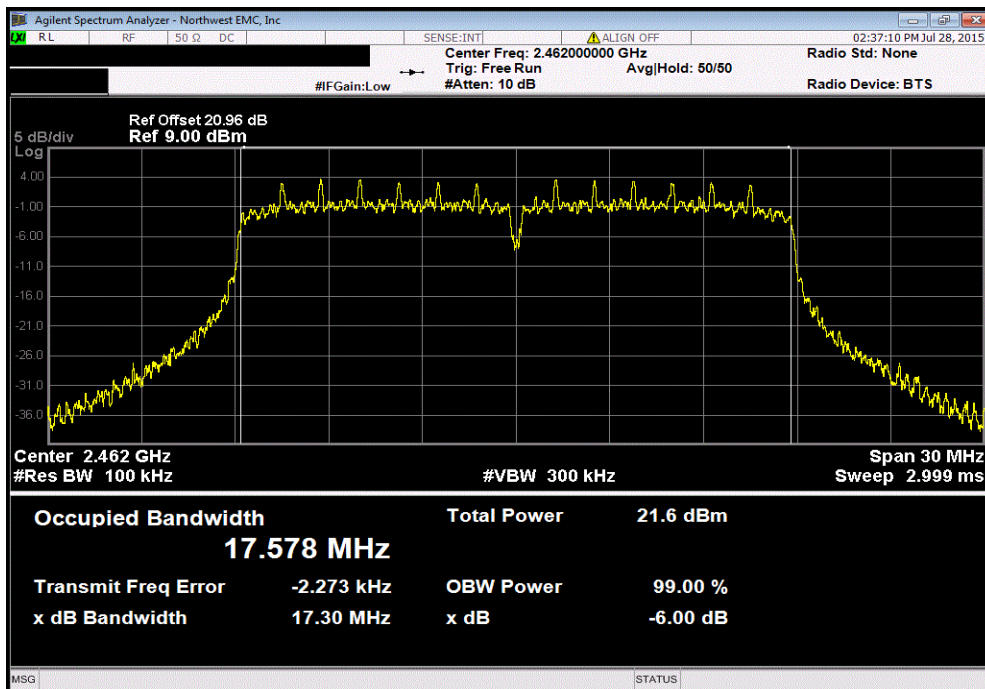


OCCUPIED BANDWIDTH

Chain C, 20 MHz, 2400 MHz - 2483.5 MHz Band, 802.11(n) MCS0, Mid Channel 6, 2437 MHz						
				Value	Limit	Result
				17.559 MHz	(>) 500 kHz	Pass

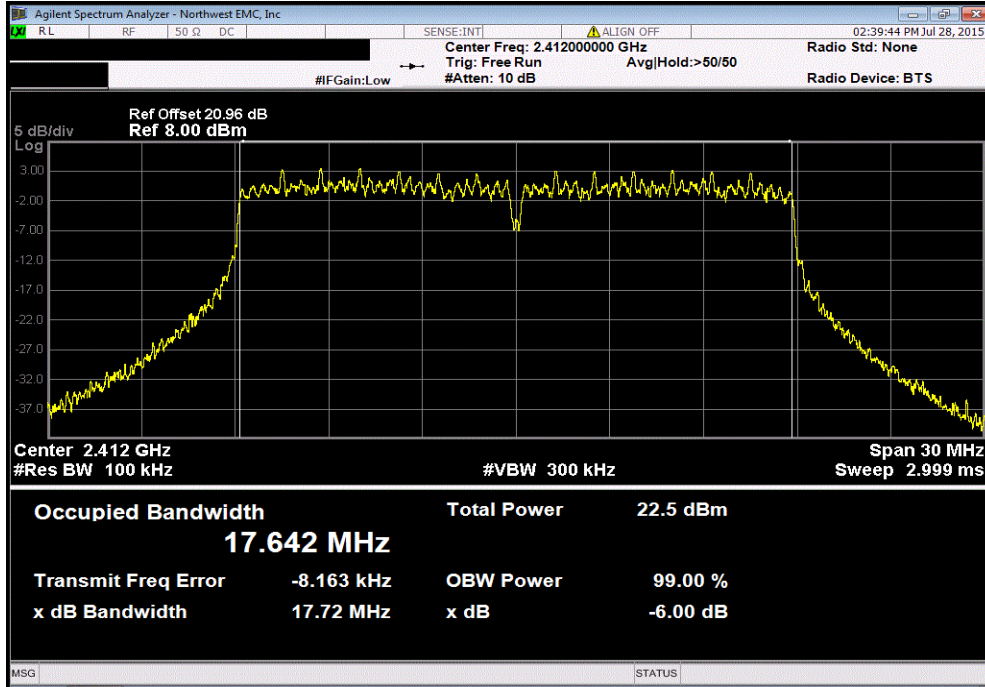


Chain C, 20 MHz, 2400 MHz - 2483.5 MHz Band, 802.11(n) MCS0, High Channel 11, 2462 MHz						
				Value	Limit	Result
				17.296 MHz	(>) 500 kHz	Pass

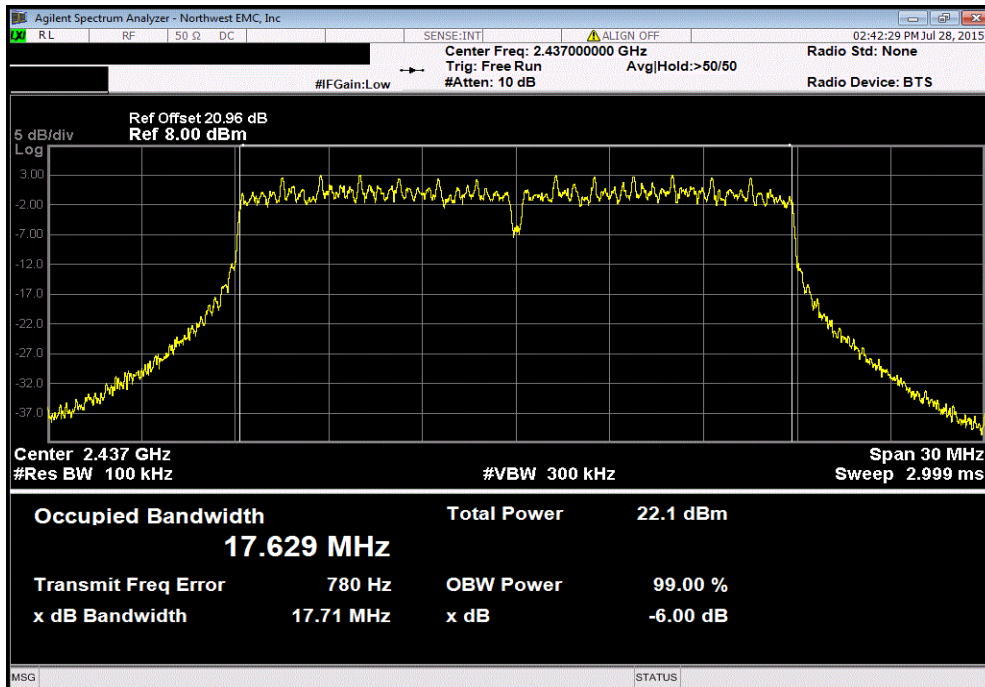


OCCUPIED BANDWIDTH

Chain C, 20 MHz, 2400 MHz - 2483.5 MHz Band, 802.11(n) MCS7, Low Channel 1, 2412 MHz						
			Value	Limit	Result	
				(>)		
			17.716 MHz	500 kHz	Pass	



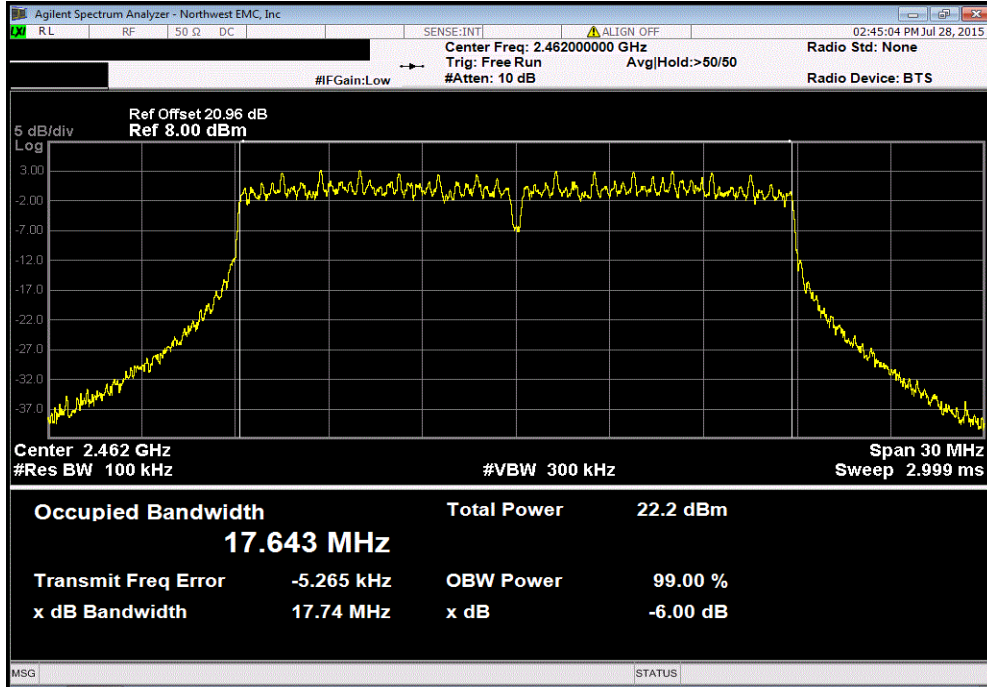
Chain C, 20 MHz, 2400 MHz - 2483.5 MHz Band, 802.11(n) MCS7, Mid Channel 6, 2437 MHz						
			Value	Limit	Result	
				(>)		
			17.711 MHz	500 kHz	Pass	



OCCUPIED BANDWIDTH

Chain C, 20 MHz, 2400 MHz - 2483.5 MHz Band, 802.11(n) MCS7, High Channel 11, 2462 MHz

	Value	Limit	Result
	17.742 MHz	(>) 500 kHz	Pass



OUTPUT POWER

Testing was performed using the mode(s) of operation and configuration(s) noted within the report. The individuals and/or the organization requesting the test provided the modes, configurations and settings used to complete the evaluation. The actual test parameters are specified in the test data, this includes items such as investigated frequency range (scanned) and test levels. The testing methods and performance specifications, as well as the test site used for the evaluation are indicated in the test data.

TEST EQUIPMENT

Description	Manufacturer	Model	ID	Last Cal.	Interval (mos)
Block - DC	Fairview Microwave	SD3379	AMM	2/27/2015	12
Attenuator	Fairview Microwave	SA4018-20	TQY	2/27/2015	12
Analyzer - Spectrum Analyzer	Agilent	E4440A	AFD	7/23/2015	12
Generator - Signal	Agilent	N5173B	TIW	7/15/2014	36

TEST DESCRIPTION

The transmit frequency was set to the required channels in each band. A direct connection was made between the RF output of the EUT and a spectrum analyzer. Attenuation and a DC block were used. The reference level offset on the spectrum analyzer was adjusted to compensate for cable loss and the external attenuation used between the RF output and the spectrum analyzer input.

Prior to measuring peak transmit power; the emission bandwidth (B) and the transmission pulse duration (T) were measured. Both are required to determine the method of measuring Maximum Conducted Output Power. The transmission pulse duration (T) was measured using a zero span on the spectrum analyzer to see the pulses in the time domain.

The channel power integration method found in KDB 558074 DTS D01 Measurement Section 9.1.2 was used because the DTS Bandwidth of the radio was greater than the RBW on the analyzer.

De Facto EIRP Limit: Per 47 CFR 15.247 (b)(1-3), the EUT meets the de facto EIRP limit of +36 dBm.

OUTPUT POWER

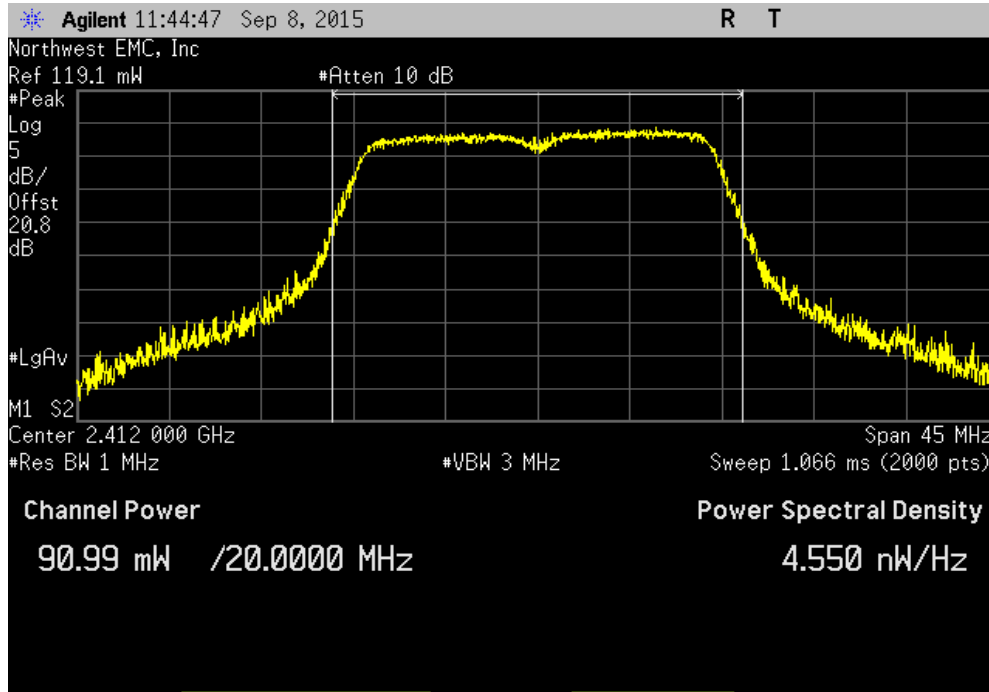


XMI 2015.01.14

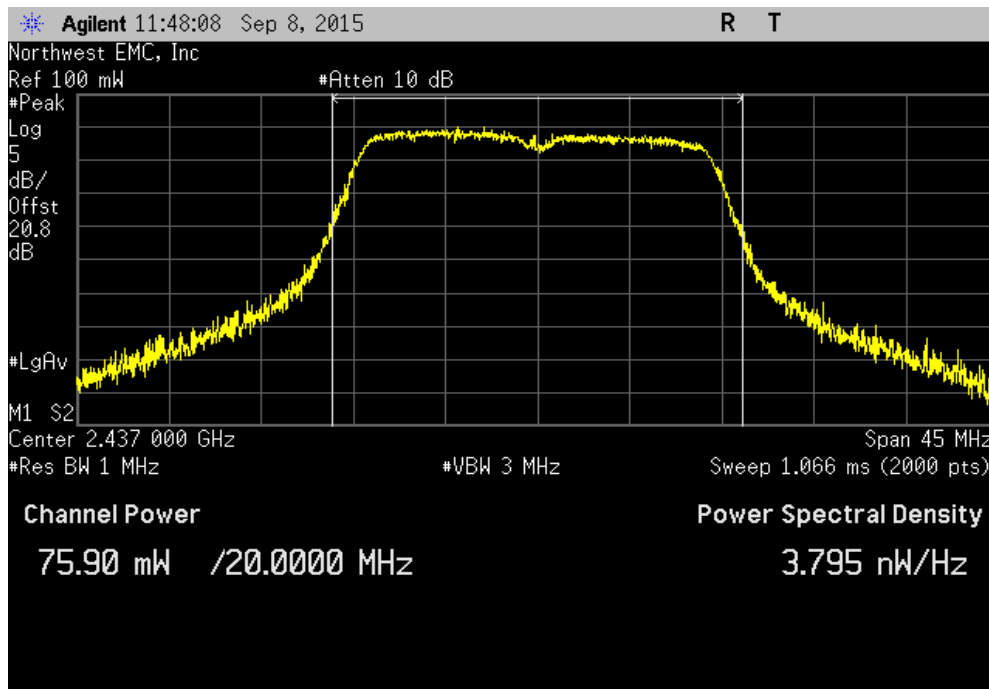
EUT: Firebox T50-W (BSSAE7W)		Work Order: VDEI0009				
Serial Number: 70AF02717-B385		Date: 09/08/15				
Customer: WatchGuard Technologies, Inc.		Temperature: 24.2°C				
Attendees: None		Humidity: 44%				
Project: None		Barometric Pres.: 1015 mbar				
Tested by: Jonathan Kiefer		Power: 110VAC/60Hz				
		Job Site: TX09				
TEST SPECIFICATIONS		Test Method				
FCC 15.247:2015		ANSI C63.10:2013				
COMMENTS						
2x2 MIMO mode, Chain AB (Chains 0 and 1).						
DEVIATIONS FROM TEST STANDARD						
None						
Configuration #	5	Signature <i>Jonathan Kiefer</i>				
		Value	Limit (-) Result			
Chain A						
20 MHz						
2400 MHz - 2483.5 MHz Band						
802.11(n) MCS8						
Low Channel 1, 2412 MHz		90.99 mW	1 W Pass			
Mid Channel 6, 2437 MHz		75.897 mW	1 W Pass			
High Channel 11, 2462 MHz		77.122 mW	1 W Pass			
802.11(n) MCS15						
Low Channel 1, 2412 MHz		31.263 mW	1 W Pass			
Mid Channel 6, 2437 MHz		29.63 mW	1 W Pass			
High Channel 11, 2462 MHz		29.475 mW	1 W Pass			
Chain B						
20 MHz						
2400 MHz - 2483.5 MHz Band						
802.11(n) MCS8						
Low Channel 1, 2412 MHz		126.067 mW	1 W Pass			
Mid Channel 6, 2437 MHz		103.662 mW	1 W Pass			
High Channel 11, 2462 MHz		98.912 mW	1 W Pass			
802.11(n) MCS15						
Low Channel 1, 2412 MHz		41.225 mW	1 W Pass			
Mid Channel 6, 2437 MHz		34.935 mW	1 W Pass			
High Channel 11, 2462 MHz		32.061 mW	1 W Pass			
Power Summing, Chain AB						
20 MHz						
2400 MHz - 2483.5 MHz Band						
		<u>Chain A</u>	<u>Chain B</u>	<u>Summed Power</u>	<u>Limit</u>	<u>Result</u>
	802.11(n) MCS8	(mW)	(mW)	(dBm)	(dBm)	
Low Channel 1, 2412 MHz		90.99	120.067	23.24399761	30	Pass
Mid Channel 6, 2437 MHz		75.897	103.662	22.54207178	30	Pass
High Channel 11, 2462 MHz		77.122	98.912	22.45596558	30	Pass
802.11(n) MCS15						
Low Channel 1, 2412 MHz		31.263	41.225	18.60266117	30	Pass
Mid Channel 6, 2437 MHz		29.63	34.935	18.09997155	30	Pass
High Channel 11, 2462 MHz		29.475	32.061	17.89129263	30	Pass

OUTPUT POWER

Chain A, 20 MHz, 2400 MHz - 2483.5 MHz Band, 802.11(n) MCS8, Low Channel 1, 2412 MHz			
	Value	Limit (<)	Result
	90.99 mW	1 W	Pass



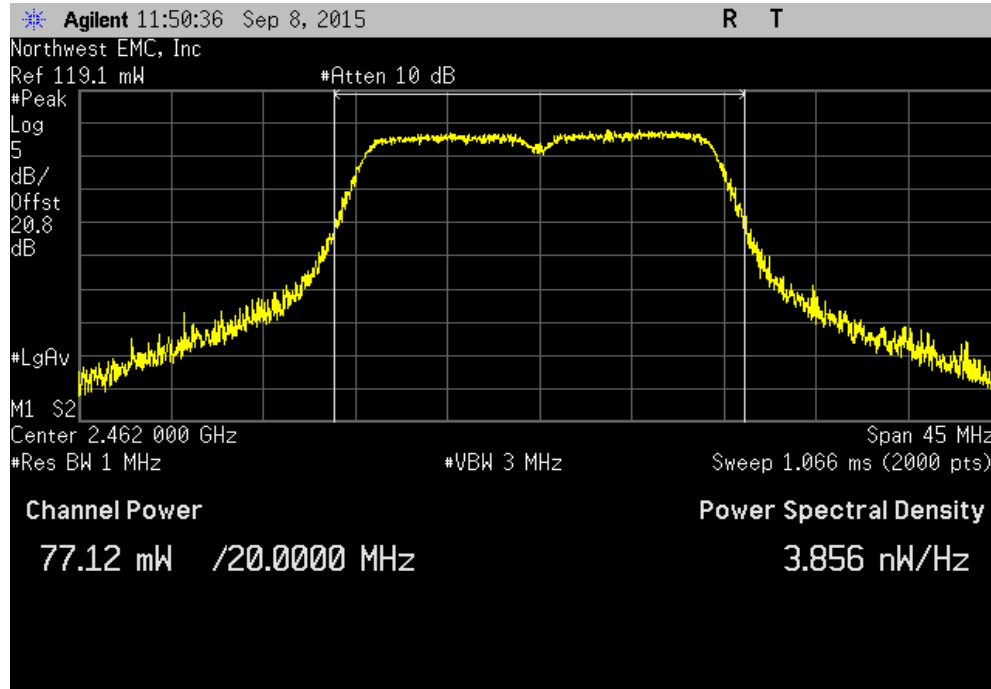
Chain A, 20 MHz, 2400 MHz - 2483.5 MHz Band, 802.11(n) MCS8, Mid Channel 6, 2437 MHz			
	Value	Limit (<)	Result
	75.897 mW	1 W	Pass



OUTPUT POWER

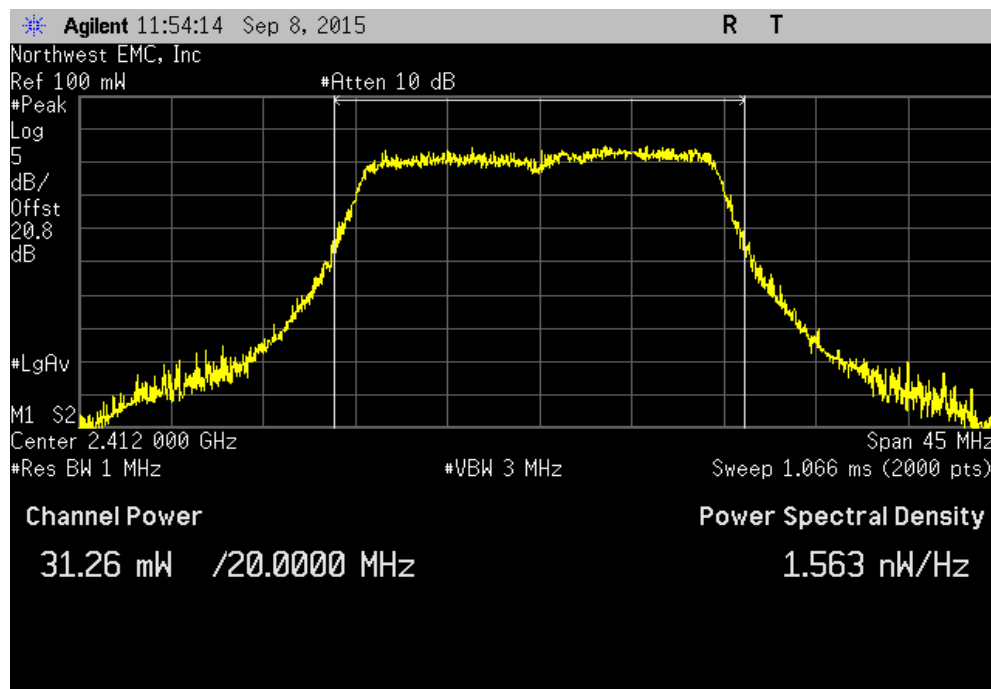
Chain A, 20 MHz, 2400 MHz - 2483.5 MHz Band, 802.11(n) MCS8, High Channel 11, 2462 MHz

	Value	Limit (<)	Result
	77.122 mW	1 W	Pass



Chain A, 20 MHz, 2400 MHz - 2483.5 MHz Band, 802.11(n) MCS15, Low Channel 1, 2412 MHz

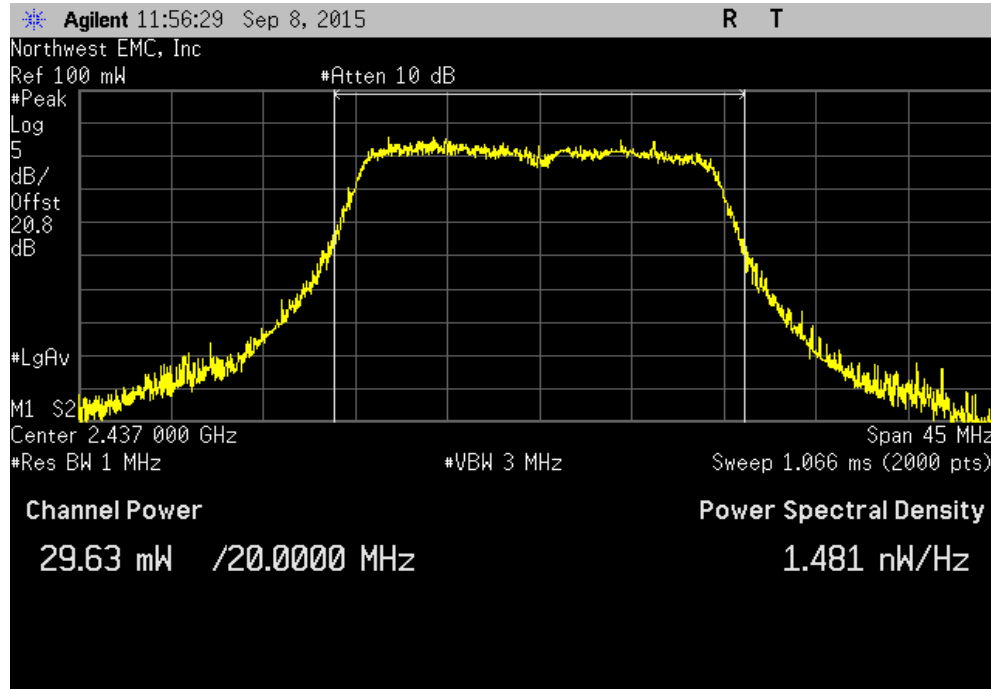
	Value	Limit (<)	Result
	31.263 mW	1 W	Pass



OUTPUT POWER

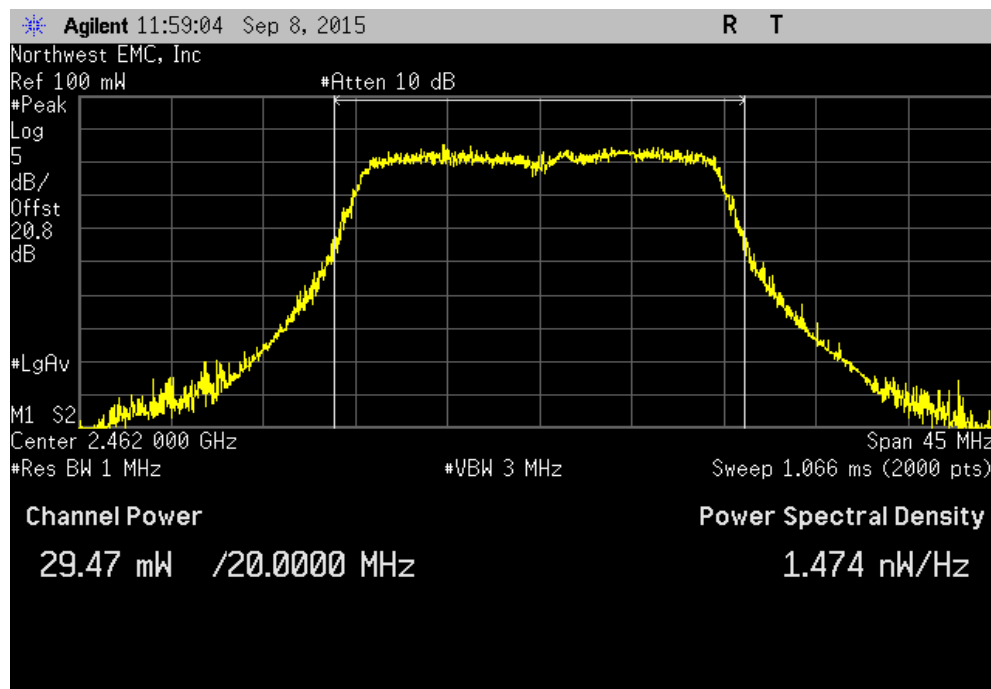
Chain A, 20 MHz, 2400 MHz - 2483.5 MHz Band, 802.11(n) MCS15, Mid Channel 6, 2437 MHz

Value	Limit (<)	Result
29.63 mW	1 W	Pass



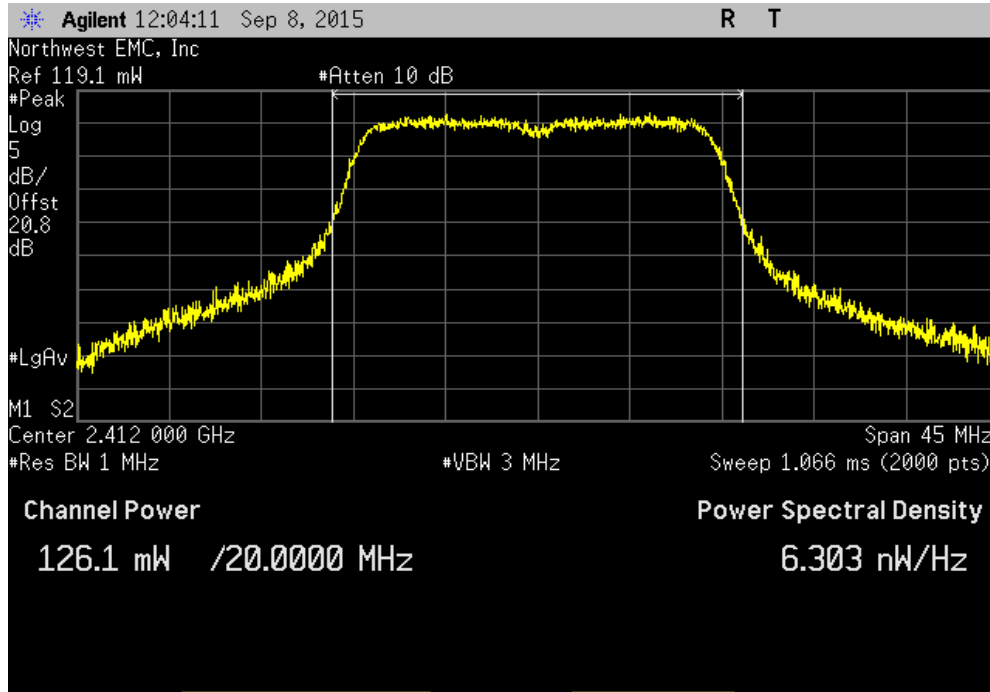
Chain A, 20 MHz, 2400 MHz - 2483.5 MHz Band, 802.11(n) MCS15, High Channel 11, 2462 MHz

Value	Limit (<)	Result
29.475 mW	1 W	Pass

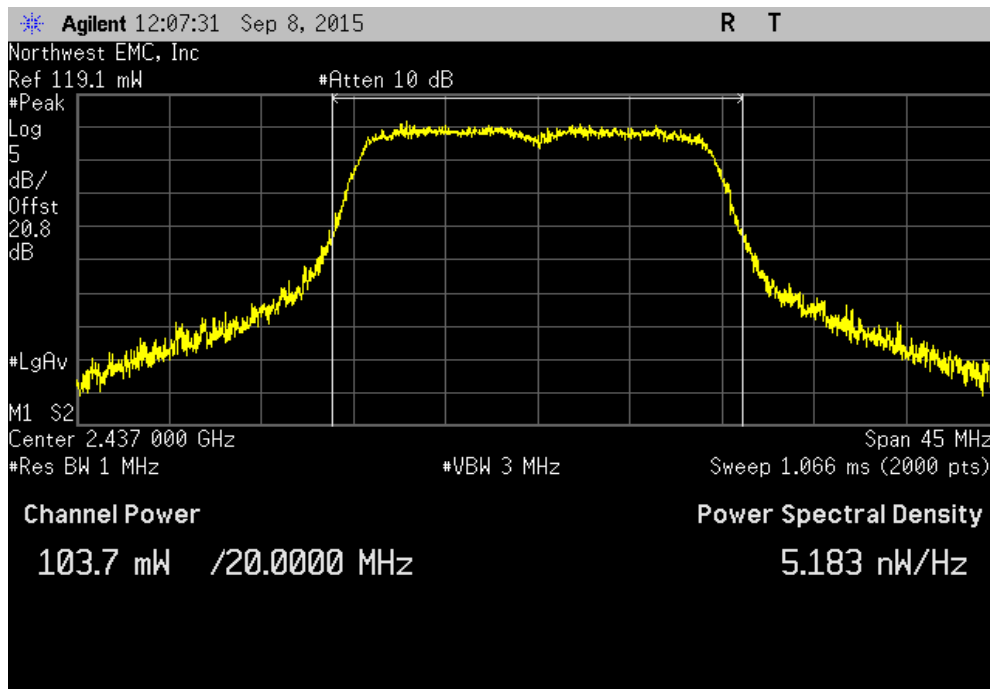


OUTPUT POWER

Chain B, 20 MHz, 2400 MHz - 2483.5 MHz Band, 802.11(n) MCS8, Low Channel 1, 2412 MHz			
	Value	Limit (<)	Result
	126.067 mW	1 W	Pass

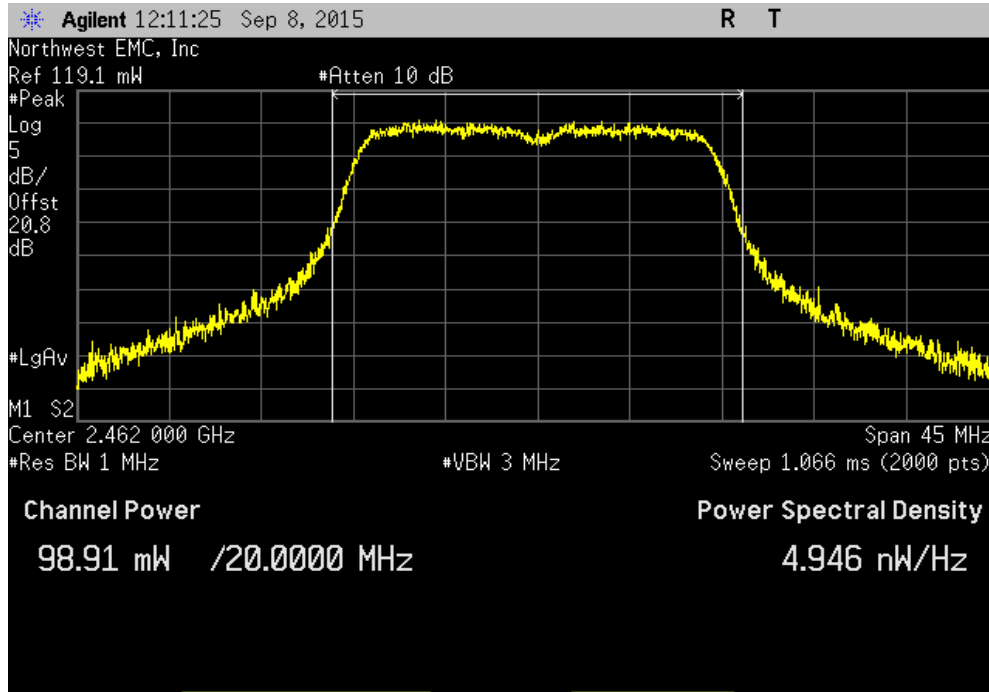


Chain B, 20 MHz, 2400 MHz - 2483.5 MHz Band, 802.11(n) MCS8, Mid Channel 6, 2437 MHz			
	Value	Limit (<)	Result
	103.662 mW	1 W	Pass

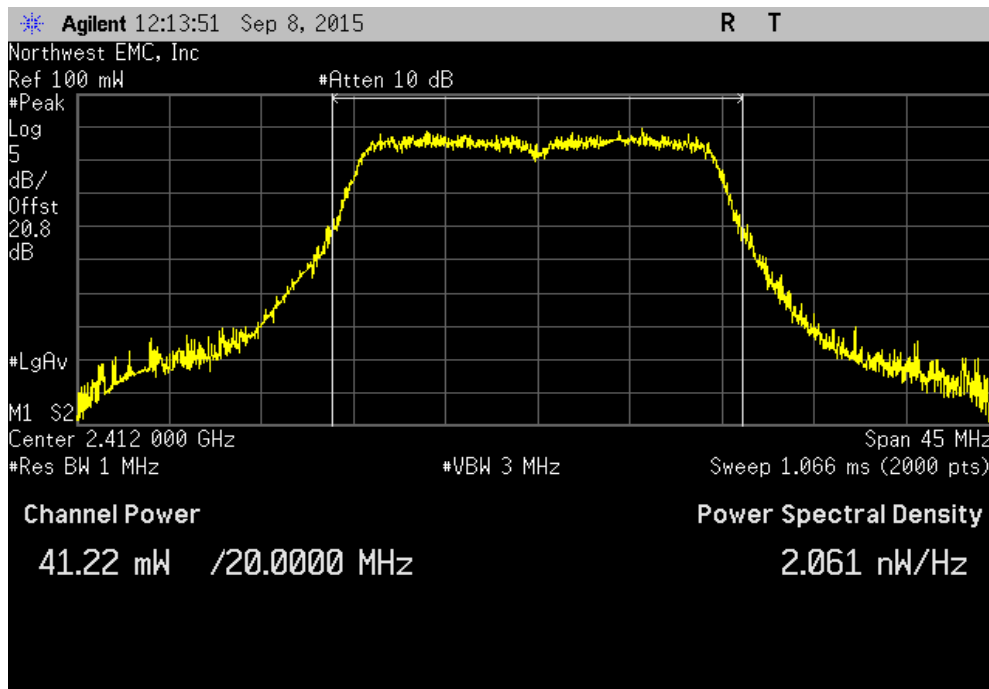


OUTPUT POWER

Chain B, 20 MHz, 2400 MHz - 2483.5 MHz Band, 802.11(n) MCS8, High Channel 11, 2462 MHz		
Value	Limit (<)	Result
98.912 mW	1 W	Pass

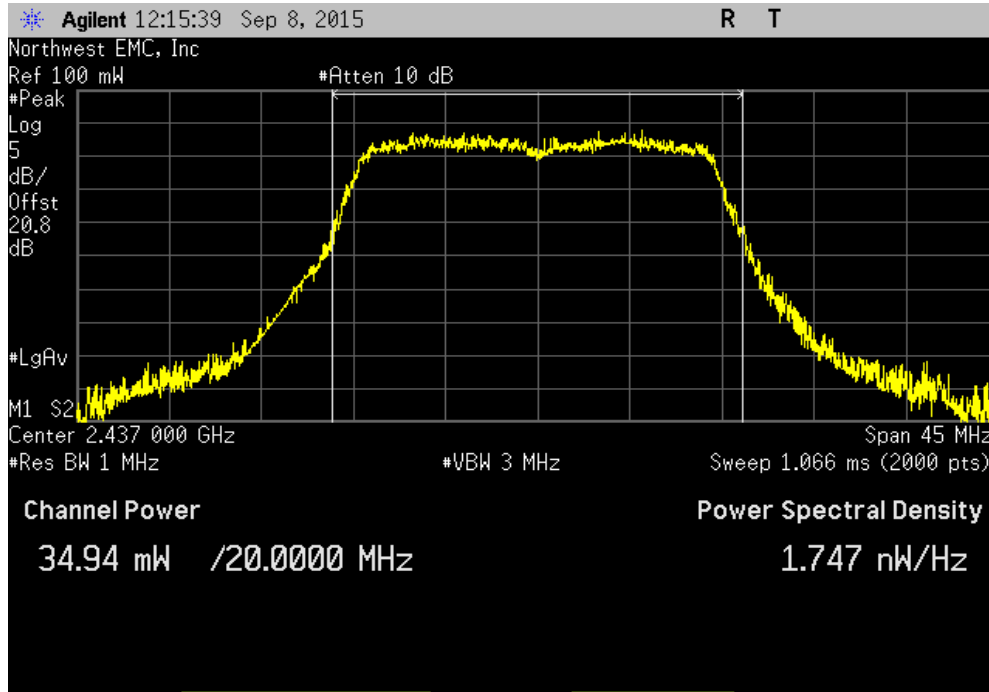


Chain B, 20 MHz, 2400 MHz - 2483.5 MHz Band, 802.11(n) MCS15, Low Channel 1, 2412 MHz		
Value	Limit (<)	Result
41.225 mW	1 W	Pass

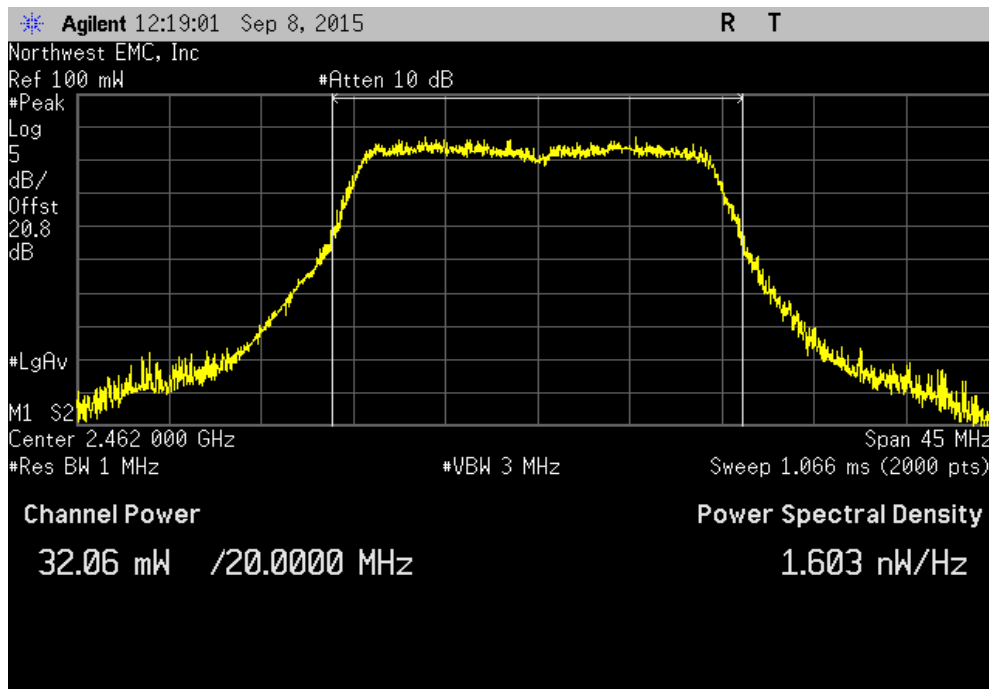


OUTPUT POWER

Chain B, 20 MHz, 2400 MHz - 2483.5 MHz Band, 802.11(n) MCS15, Mid Channel 6, 2437 MHz			
	Value	Limit (<)	Result
	34.935 mW	1 W	Pass



Chain B, 20 MHz, 2400 MHz - 2483.5 MHz Band, 802.11(n) MCS15, High Channel 11, 2462 MHz			
	Value	Limit (<)	Result
	32.061 mW	1 W	Pass



OUTPUT POWER

Testing was performed using the mode(s) of operation and configuration(s) noted within the report. The individuals and/or the organization requesting the test provided the modes, configurations and settings used to complete the evaluation. The actual test parameters are specified in the test data, this includes items such as investigated frequency range (scanned) and test levels. The testing methods and performance specifications, as well as the test site used for the evaluation are indicated in the test data.

TEST EQUIPMENT

Description	Manufacturer	Model	ID	Last Cal.	Interval (mos)
Attenuator	Fairview Microwave	SA4018-20	TQY	2/27/2015	12
Block - DC	Fairview Microwave	SD3379	AMM	2/27/2015	12
Analyzer - Spectrum Analyzer	Agilent	E4440A	AFD	7/23/2015	12
Generator - Signal	Agilent	N5173B	TIW	7/15/2014	36

TEST DESCRIPTION

The transmit frequency was set to the required channels in each band. A direct connection was made between the RF output of the EUT and a spectrum analyzer. Attenuation and a DC block were used. The reference level offset on the spectrum analyzer was adjusted to compensate for cable loss and the external attenuation used between the RF output and the spectrum analyzer input.

Prior to measuring peak transmit power; the emission bandwidth (B) and the transmission pulse duration (T) were measured. Both are required to determine the method of measuring Maximum Conducted Output Power. The transmission pulse duration (T) was measured using a zero span on the spectrum analyzer to see the pulses in the time domain.

The channel power integration method found in KDB 558074 DTS D01 Measurement Section 9.1.2 was used because the DTS Bandwidth of the radio was greater than the RBW on the analyzer.

De Facto EIRP Limit: Per 47 CFR 15.247 (b)(1-3), the EUT meets the de facto EIRP limit of +36 dBm.

OUTPUT POWER

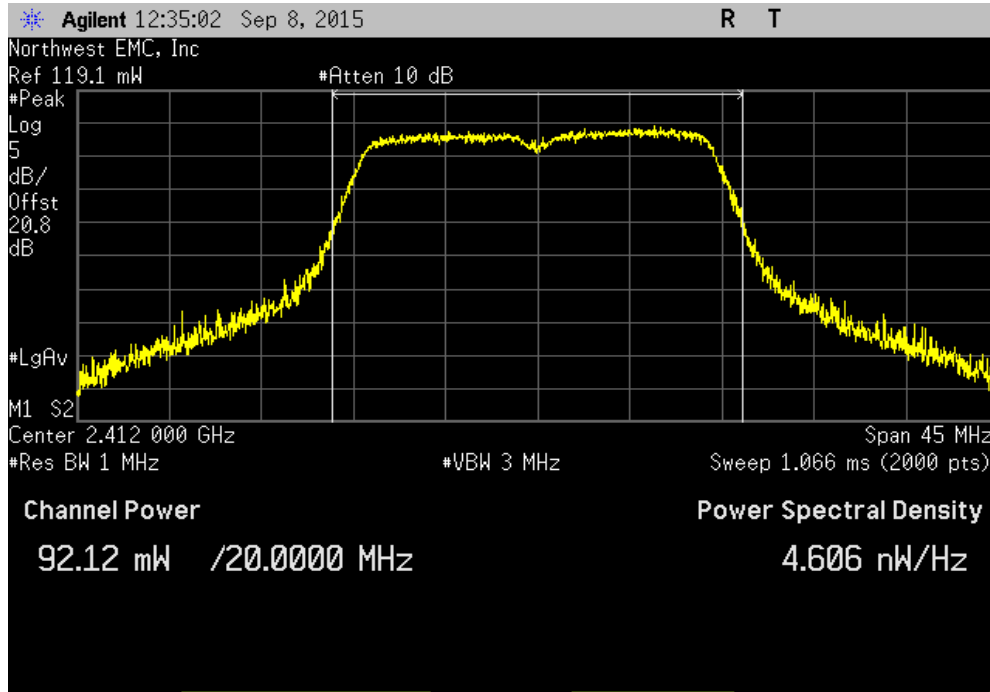


XMI 2015.01.14

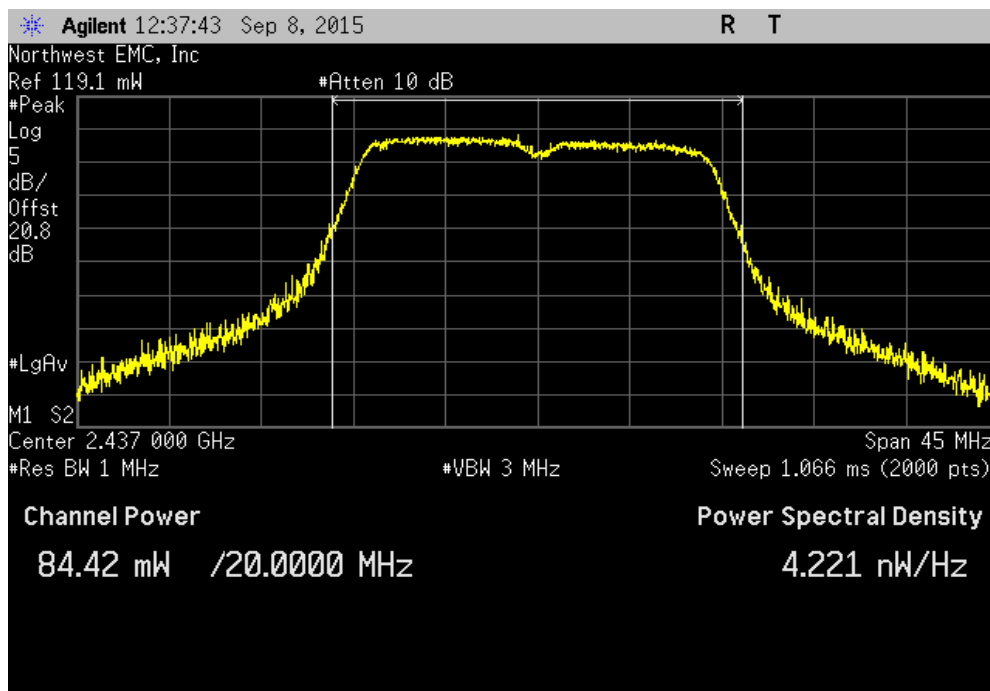
EUT: Firebox T50-W (BSSAE7W)		Work Order: VDEI0009				
Serial Number: 70AF02717-B385		Date: 09/08/15				
Customer: WatchGuard Technologies, Inc.		Temperature: 24.2°C				
Attendees: None		Humidity: 44%				
Project: None		Barometric Pres.: 1015 mbar				
Tested by: Jonathan Kiefer		Power: 110VAC/60Hz	Job Site: TX09			
TEST SPECIFICATIONS		Test Method				
FCC 15.247:2015		ANSI C63.10:2013				
COMMENTS						
2x2 MIMO mode, Chain AC (Chains 0 and 2).						
DEVIATIONS FROM TEST STANDARD						
None						
Configuration #	5	Signature <i>Jonathan Kiefer</i>				
		Value	Limit (-) Result			
Chain A						
20 MHz						
2400 MHz - 2483.5 MHz Band						
802.11(n) MCS8						
	Low Channel 1, 2412 MHz	92.12 mW	1 W Pass			
	Mid Channel 6, 2437 MHz	84.424 mW	1 W Pass			
	High Channel 11, 2462 MHz	87.226 mW	1 W Pass			
802.11(n) MCS15						
	Low Channel 1, 2412 MHz	25.786 mW	1 W Pass			
	Mid Channel 6, 2437 MHz	28.37 mW	1 W Pass			
	High Channel 11, 2462 MHz	33.115 mW	1 W Pass			
Chain C						
20 MHz						
2400 MHz - 2483.5 MHz Band						
802.11(n) MCS8						
	Low Channel 1, 2412 MHz	96.132 mW	1 W Pass			
	Mid Channel 6, 2437 MHz	107.818 mW	1 W Pass			
	High Channel 11, 2462 MHz	83.384 mW	1 W Pass			
802.11(n) MCS15						
	Low Channel 1, 2412 MHz	38.235 mW	1 W Pass			
	Mid Channel 6, 2437 MHz	38.388 mW	1 W Pass			
	High Channel 11, 2462 MHz	37.231 mW	1 W Pass			
Power Summing, Chain AC						
20 MHz						
2400 MHz - 2483.5 MHz Band						
		<u>Chain A</u>	<u>Chain C</u>	<u>Summed Power</u>	<u>Limit</u>	<u>Result</u>
	802.11(n) MCS8	(mW)	(mW)	(dBm)	(dBm)	
	Low Channel 1, 2412 MHz	92.12	96.132	22.74739599	30	Pass
	Mid Channel 6, 2437 MHz	84.424	107.818	22.83848276	30	Pass
	High Channel 11, 2462 MHz	87.226	83.384	22.32004483	30	Pass
802.11(n) MCS15						
	Low Channel 1, 2412 MHz	25.786	38.235	18.06322453	30	Pass
	Mid Channel 6, 2437 MHz	28.37	38.388	18.24503317	30	Pass
	High Channel 11, 2462 MHz	33.115	37.231	18.47239408	30	Pass

OUTPUT POWER

Chain A, 20 MHz, 2400 MHz - 2483.5 MHz Band, 802.11(n) MCS8, Low Channel 1, 2412 MHz						
				Value	Limit	Result
					(<)	
				92.12 mW	1 W	Pass

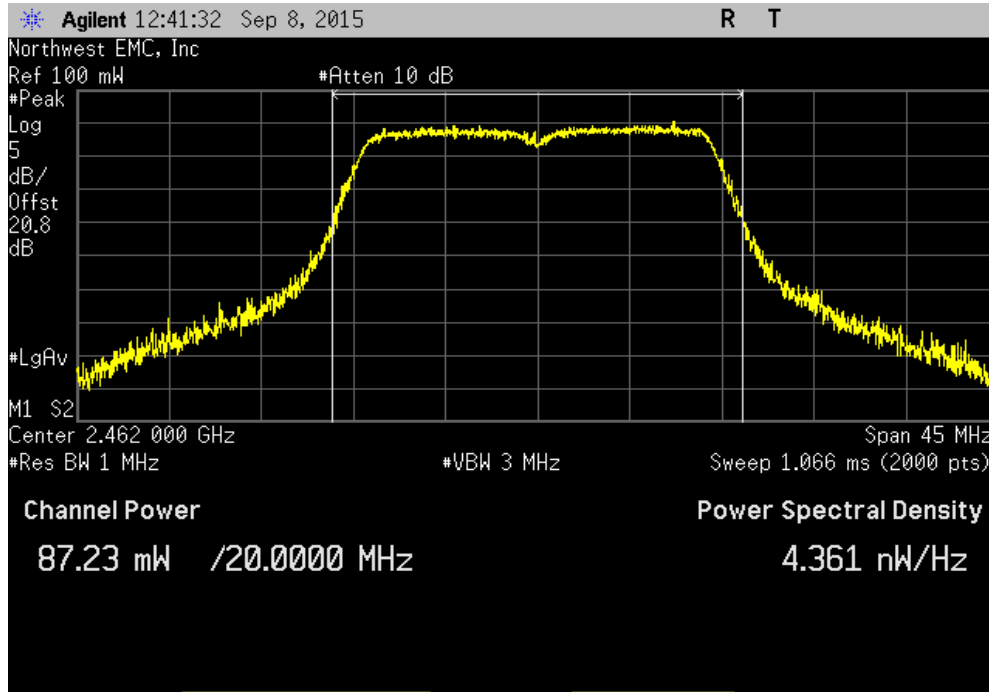


Chain A, 20 MHz, 2400 MHz - 2483.5 MHz Band, 802.11(n) MCS8, Mid Channel 6, 2437 MHz						
				Value	Limit	Result
					(<)	
				84.424 mW	1 W	Pass

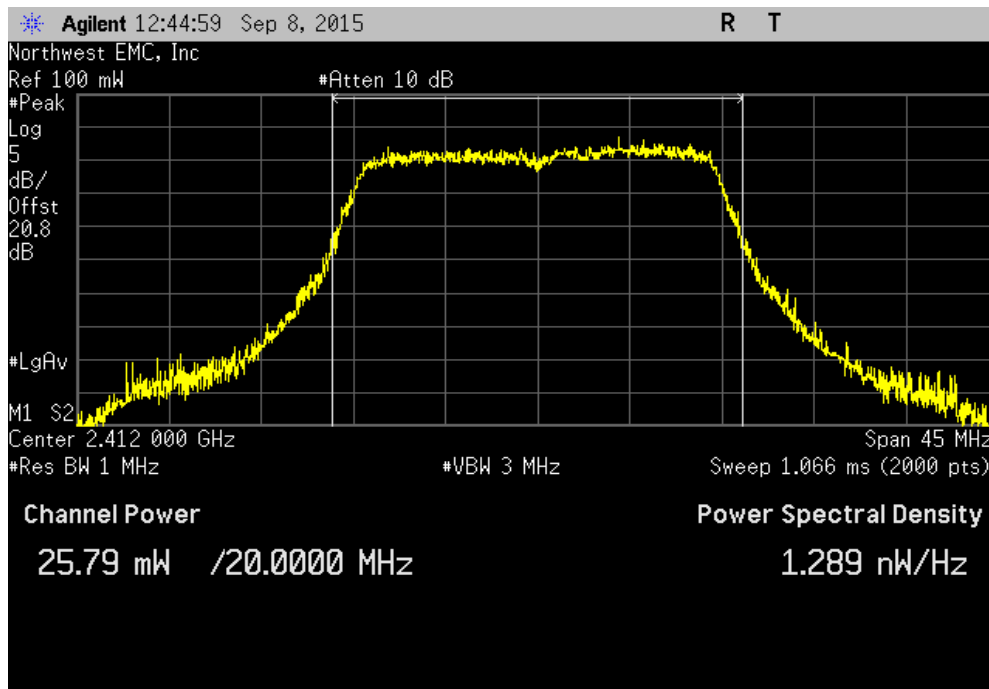


OUTPUT POWER

Chain A, 20 MHz, 2400 MHz - 2483.5 MHz Band, 802.11(n) MCS8, High Channel 11, 2462 MHz			
	Value	Limit	Result
	87.226 mW	1 W	Pass

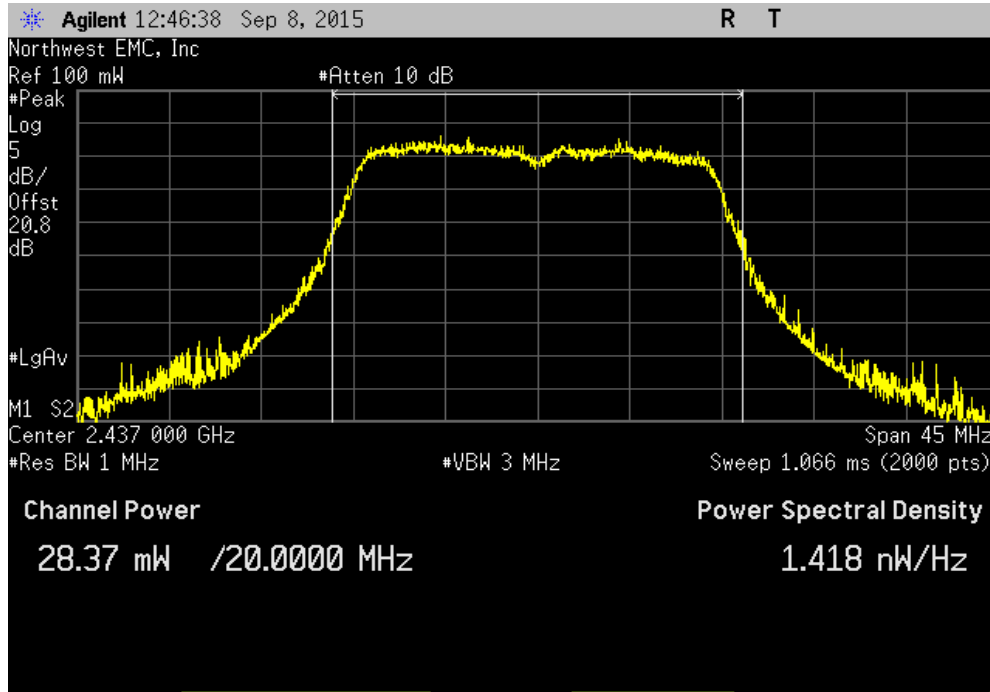


Chain A, 20 MHz, 2400 MHz - 2483.5 MHz Band, 802.11(n) MCS15, Low Channel 1, 2412 MHz			
	Value	Limit	Result
	25.786 mW	1 W	Pass

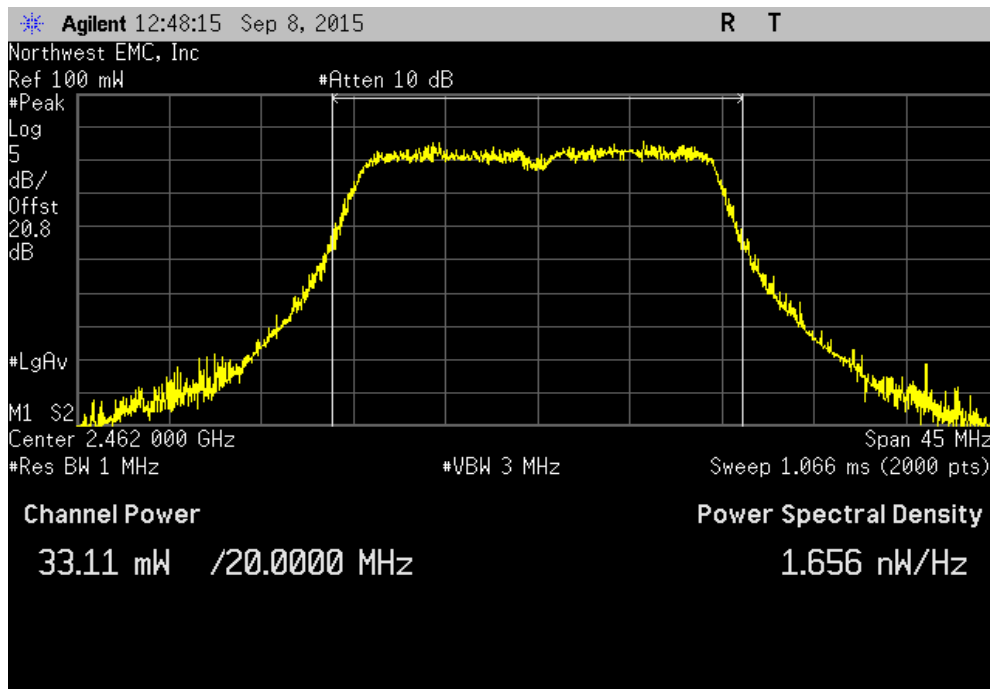


OUTPUT POWER

Chain A, 20 MHz, 2400 MHz - 2483.5 MHz Band, 802.11(n) MCS15, Mid Channel 6, 2437 MHz						
				Value	Limit	Result
				28.37 mW	1 W	Pass

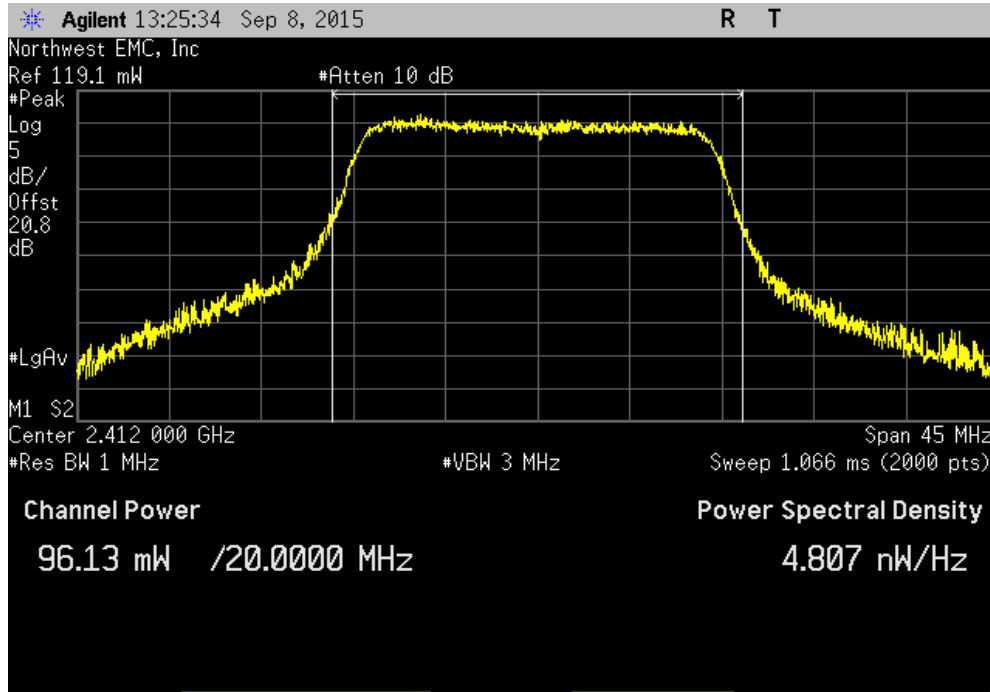


Chain A, 20 MHz, 2400 MHz - 2483.5 MHz Band, 802.11(n) MCS15, High Channel 11, 2462 MHz						
				Value	Limit	Result
				33.115 mW	1 W	Pass

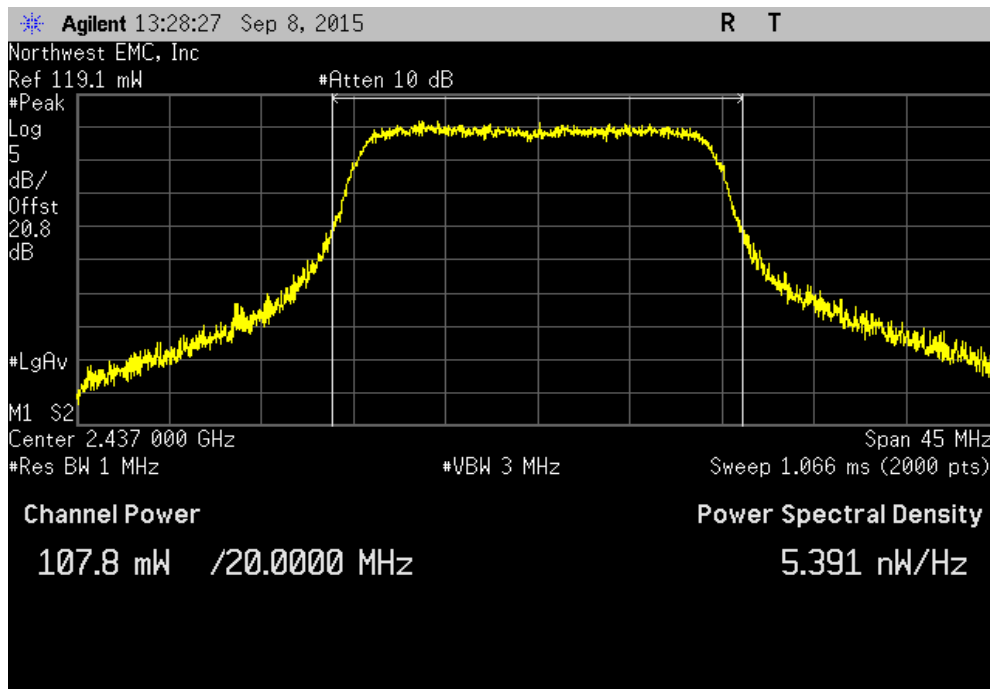


OUTPUT POWER

Chain C, 20 MHz, 2400 MHz - 2483.5 MHz Band, 802.11(n) MCS8, Low Channel 1, 2412 MHz			
	Value	Limit (<)	Result
	96.132 mW	1 W	Pass



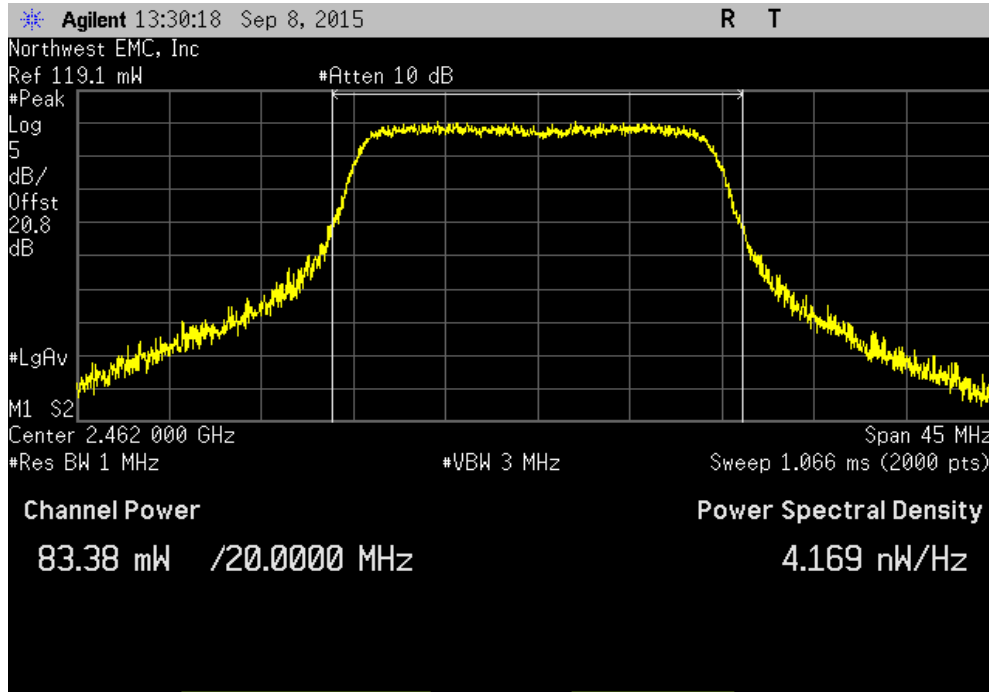
Chain C, 20 MHz, 2400 MHz - 2483.5 MHz Band, 802.11(n) MCS8, Mid Channel 6, 2437 MHz			
	Value	Limit (<)	Result
	107.818 mW	1 W	Pass



OUTPUT POWER

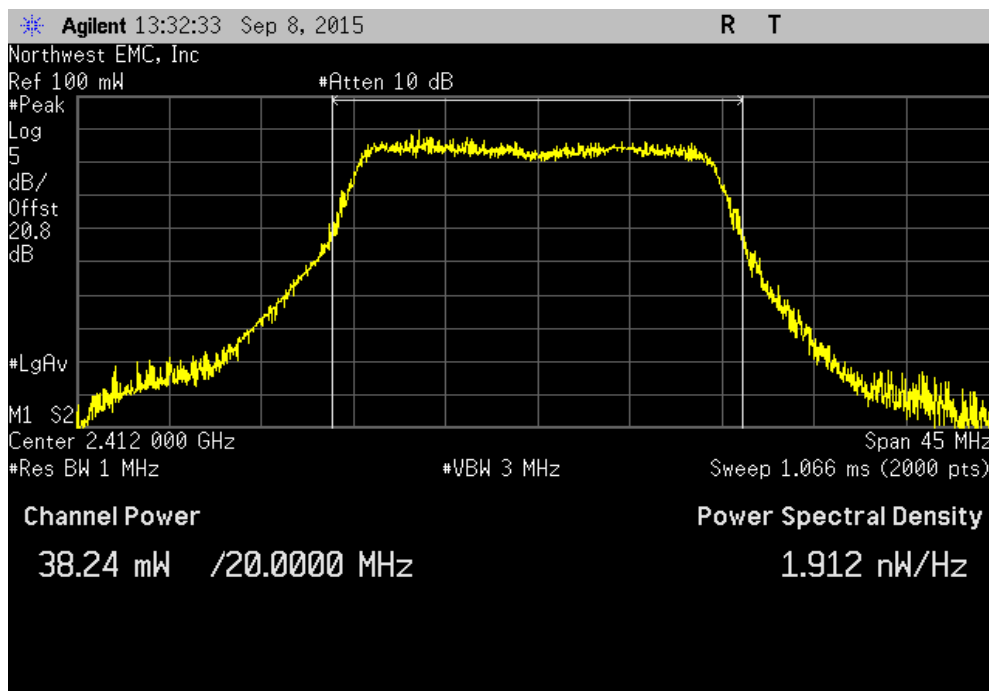
Chain C, 20 MHz, 2400 MHz - 2483.5 MHz Band, 802.11(n) MCS8, High Channel 11, 2462 MHz

	Value	Limit (<)	Result
	83.384 mW	1 W	Pass



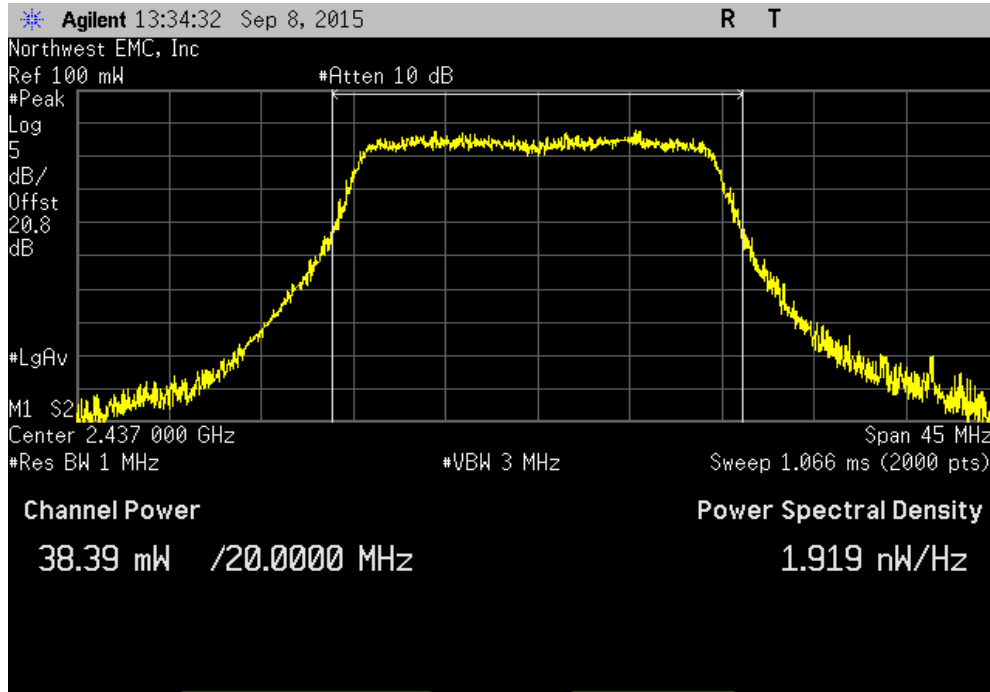
Chain C, 20 MHz, 2400 MHz - 2483.5 MHz Band, 802.11(n) MCS15, Low Channel 1, 2412 MHz

	Value	Limit (<)	Result
	38.235 mW	1 W	Pass



OUTPUT POWER

Chain C, 20 MHz, 2400 MHz - 2483.5 MHz Band, 802.11(n) MCS15, Mid Channel 6, 2437 MHz			
	Value	Limit (<)	Result
	38.388 mW	1 W	Pass



Chain C, 20 MHz, 2400 MHz - 2483.5 MHz Band, 802.11(n) MCS15, High Channel 11, 2462 MHz			
	Value	Limit (<)	Result
	37.231 mW	1 W	Pass

