

BAND EDGE COMPLIANCE

Testing was performed using the mode(s) of operation and configuration(s) noted within the report. The individuals and/or the organization requesting the test provided the modes, configurations and settings used to complete the evaluation. The actual test parameters are specified in the test data, this includes items such as investigated frequency range (scanned) and test levels. The testing methods and performance specifications, as well as the test site used for the evaluation are indicated in the test data.

TEST EQUIPMENT

Description	Manufacturer	Model	ID	Last Cal.	Interval (mos)
Spectrum Analyzer	Agilent	N9010A	AFL	9/20/2014	12
DC Block, 40 GHz	Fairview Microwave	SD3379	AMM	2/27/2015	12
Attenuator, 20dB, 40 GHz	Fairview Microwave	SA4018-20	TQY	2/27/2015	12
Signal Generator, 40 GHz	Agilent	N5173B	TIW	7/15/2014	36

TEST DESCRIPTION

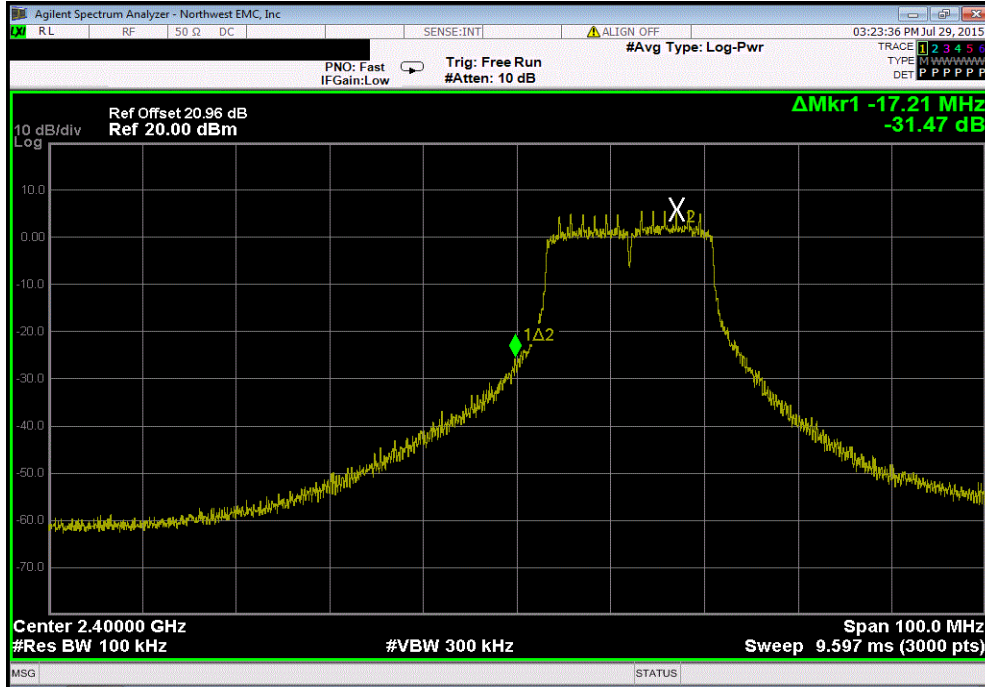
The spurious RF conducted emissions at the edges of the authorized bands were measured with the EUT set to low and high transmit frequencies in each available band. The channels closest to the band edges were selected. The EUT was transmitting at the data rate(s) listed in the datasheet.

The measurement was made using a direct connection between the RF output of the EUT and the spectrum analyzer. The reference level offset on the spectrum analyzer was adjusted to compensate for cable loss and the external attenuation used between the RF output and the spectrum analyzer input.

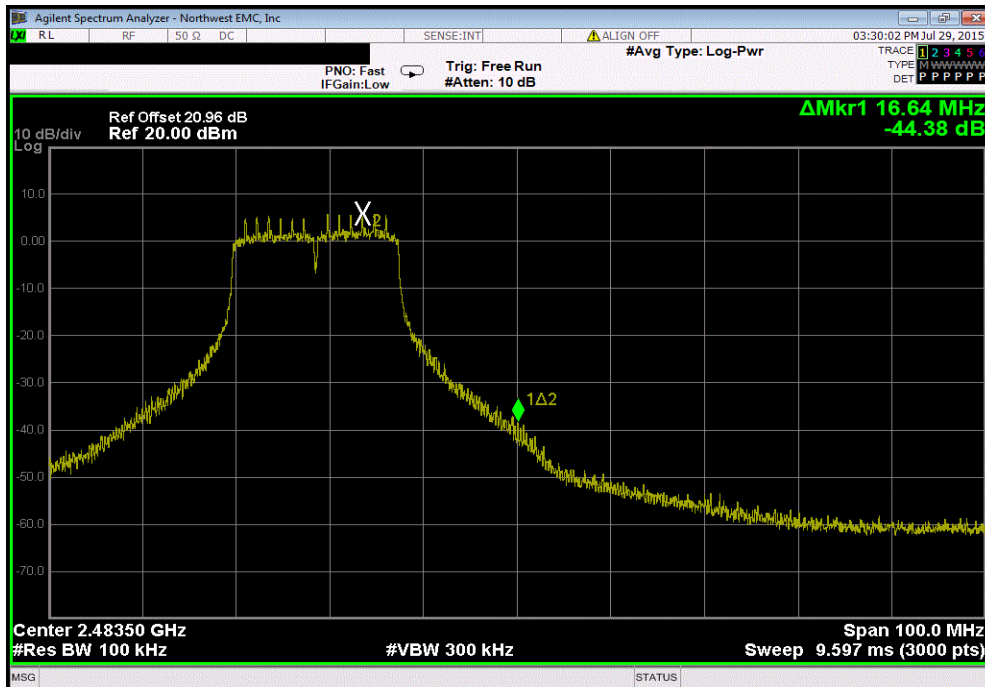
The spectrum was scanned below the lower band edge and above the higher band edge.

BAND EDGE COMPLIANCE

Chain A, 20 MHz, 2400 MHz - 2483.5 MHz Band, 802.11(n) MCS16, Low Channel 1, 2412 MHz						
	Value (dBc)	Limit ≤ (dBc)	Result			
	-31.47	-20	Pass			

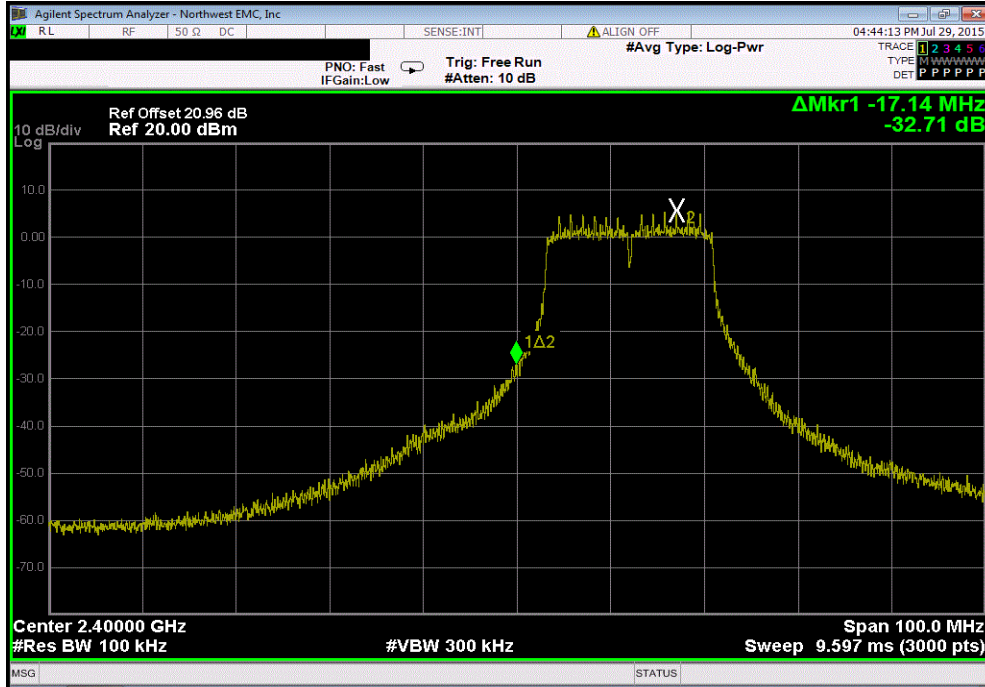


Chain A, 20 MHz, 2400 MHz - 2483.5 MHz Band, 802.11(n) MCS16, High Channel 11, 2462 MHz						
	Value (dBc)	Limit ≤ (dBc)	Result			
	-44.38	-20	Pass			

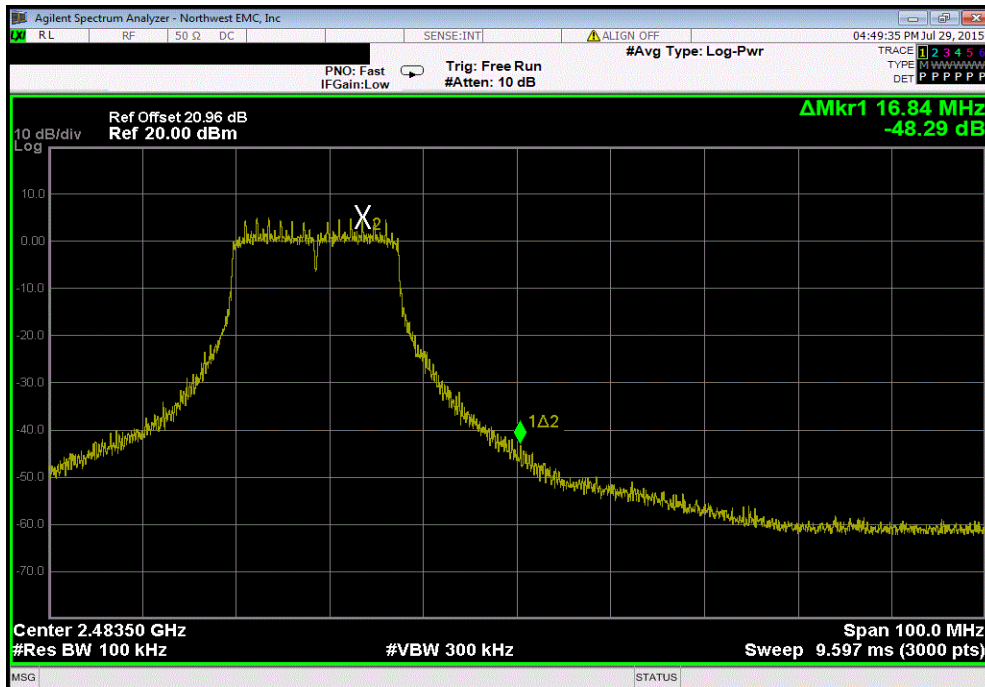


BAND EDGE COMPLIANCE

Chain B, 20 MHz, 2400 MHz - 2483.5 MHz Band, 802.11(n) MCS16, Low Channel 1, 2412 MHz						
	Value (dBc)	Limit ≤ (dBc)	Result			
	-32.71	-20	Pass			

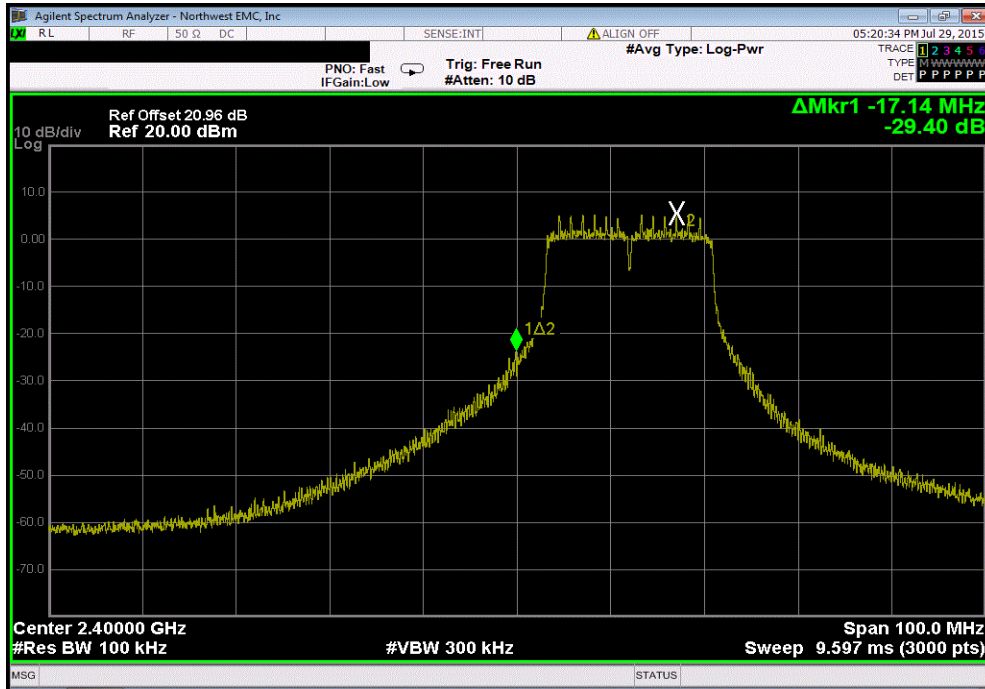


Chain B, 20 MHz, 2400 MHz - 2483.5 MHz Band, 802.11(n) MCS16, High Channel 11, 2462 MHz						
	Value (dBc)	Limit ≤ (dBc)	Result			
	-48.29	-20	Pass			

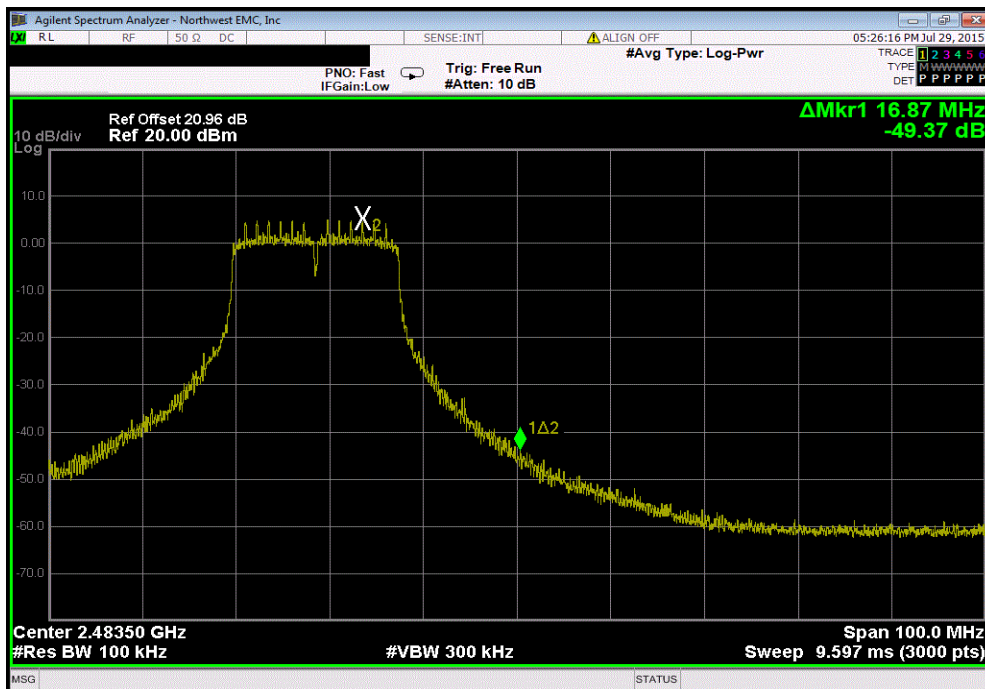


BAND EDGE COMPLIANCE

Chain C, 20 MHz, 2400 MHz - 2483.5 MHz Band, 802.11(n) MCS16, Low Channel 1, 2412 MHz						
	Value (dBc)	Limit ≤ (dBc)	Result			
	-29.4	-20	Pass			



Chain C, 20 MHz, 2400 MHz - 2483.5 MHz Band, 802.11(n) MCS16, High Channel 11, 2462 MHz						
	Value (dBc)	Limit ≤ (dBc)	Result			
	-49.37	-20	Pass			



BAND EDGE COMPLIANCE

Testing was performed using the mode(s) of operation and configuration(s) noted within the report. The individuals and/or the organization requesting the test provided the modes, configurations and settings used to complete the evaluation. The actual test parameters are specified in the test data, this includes items such as investigated frequency range (scanned) and test levels. The testing methods and performance specifications, as well as the test site used for the evaluation are indicated in the test data.

TEST EQUIPMENT

Description	Manufacturer	Model	ID	Last Cal.	Interval (mos)
Attenuator, 20dB, 40 GHz	Fairview Microwave	SA4018-20	TQY	2/27/2015	12
Signal Generator, 40 GHz	Agilent	N5173B	TIW	7/15/2014	36
DC Block, 40 GHz	Fairview Microwave	SD3379	AMM	2/27/2015	12
Spectrum Analyzer	Agilent	N9010A	AFL	9/20/2014	12

TEST DESCRIPTION

The spurious RF conducted emissions at the edges of the authorized bands were measured with the EUT set to low and high transmit frequencies in each available band. The channels closest to the band edges were selected. The measurement was made using a direct connection between the RF output of the EUT and the spectrum analyzer. The EUT was transmitting at the data rate(s) listed in the datasheet.

The spectrum was scanned below the lower band edge and above the higher band edge.

BAND EDGE COMPLIANCE



XMR 2015.01.14

EUT: Firebox T50-W (BSSAE7W)		Work Order: VDEI0009	
Serial Number: 70AF00069-3EB6		Date: 07/28/15	
Customer: WatchGuard Technologies, Inc.		Temperature: 24.7°C	
Attendees: None		Humidity: 44%	
Project: None		Barometric Pres.: 1014 mbar	
Tested by: Jonathan Kiefer		Power: 110VAC/60Hz	Job Site: TX09
TEST SPECIFICATIONS		Test Method	
FCC 15.247:2015		ANSI C63.10:2013	
COMMENTS			
Tested the modulation that produced the highest conducted output power for b, g, and n modes for each chain. Reference power level table for channel power setting. Chains A, B, and C, correspond to Chains 0, 1, and 2, respectively.			
DEVIATIONS FROM TEST STANDARD			
None			
Configuration #	1	Signature <i>Jonathan Kiefer</i>	
		Value (dBc)	Limit ≤ (dBc) Result

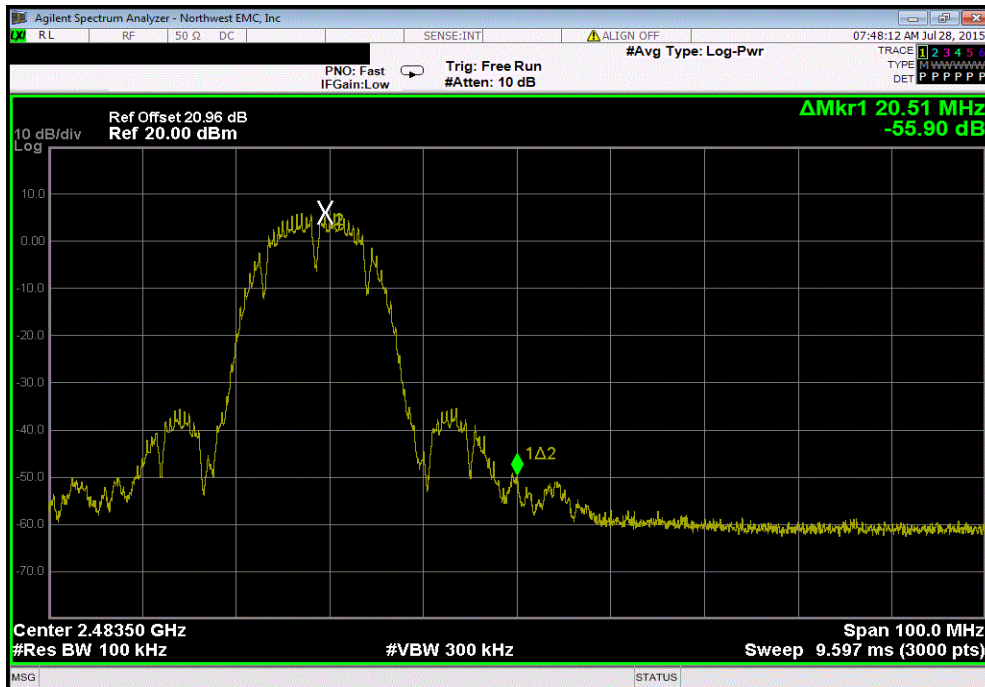
Chain	Bandwidth	Band	Mode	Channel	Value (dBc)	Limit ≤ (dBc)	Result	
Chain A	20 MHz	2400 MHz - 2483.5 MHz Band	802.11(b) 1 Mbps	Low Channel 1, 2412 MHz	-42.52	-20	Pass	
				High Channel 11, 2462 MHz	-55.9	-20	Pass	
	802.11(b) 11 Mbps	Low Channel 1, 2412 MHz	-43.69	-20	Pass			
		High Channel 11, 2462 MHz	-55.75	-20	Pass			
	802.11(g) 6 Mbps	Low Channel 1, 2412 MHz	-33.58	-20	Pass			
		High Channel 11, 2462 MHz	-47.76	-20	Pass			
	802.11(g) 36 Mbps	Low Channel 1, 2412 MHz	-36.23	-20	Pass			
		High Channel 11, 2462 MHz	-49.73	-20	Pass			
	802.11(g) 54 Mbps	Low Channel 1, 2412 MHz	-33.69	-20	Pass			
		High Channel 11, 2462 MHz	-46.2	-20	Pass			
	802.11(n) MCS0	Low Channel 1, 2412 MHz	-33.16	-20	Pass			
		High Channel 11, 2462 MHz	-41.07	-30	Pass			
	802.11(n) MCS7	Low Channel 1, 2412 MHz	-32.61	-20	Pass			
		High Channel 11, 2462 MHz	-46.4	-20	Pass			
	Chain B	20 MHz	2400 MHz - 2483.5 MHz Band	802.11(b) 1 Mbps	Low Channel 1, 2412 MHz	-42.88	-20	Pass
					High Channel 11, 2462 MHz	-57.7	-20	Pass
802.11(g) 36 Mbps		Low Channel 1, 2412 MHz	-36.13	-20	Pass			
		High Channel 11, 2462 MHz	-52.23	-20	Pass			
802.11(n) MCS0		Low Channel 1, 2412 MHz	-32.37	-20	Pass			
		High Channel 11, 2462 MHz	-47.29	-20	Pass			
Chain C	20 MHz	2400 MHz - 2483.5 MHz Band	802.11(b) 1 Mbps	Low Channel 1, 2412 MHz	-41.07	-20	Pass	
				High Channel 11, 2462 MHz	-59.06	-20	Pass	
	802.11(g) 6 Mbps	Low Channel 1, 2412 MHz	-32	-20	Pass			
		High Channel 11, 2462 MHz	-50.17	-20	Pass			
	802.11(n) MCS0	Low Channel 1, 2412 MHz	-31.92	-20	Pass			
		High Channel 11, 2462 MHz	-49.6	-20	Pass			

BAND EDGE COMPLIANCE

Chain A, 20 MHz, 2400 MHz - 2483.5 MHz Band, 802.11(b) 1 Mbps, Low Channel 1, 2412 MHz						
			Value (dBc)	Limit ≤ (dBc)	Result	
			-42.52	-20	Pass	

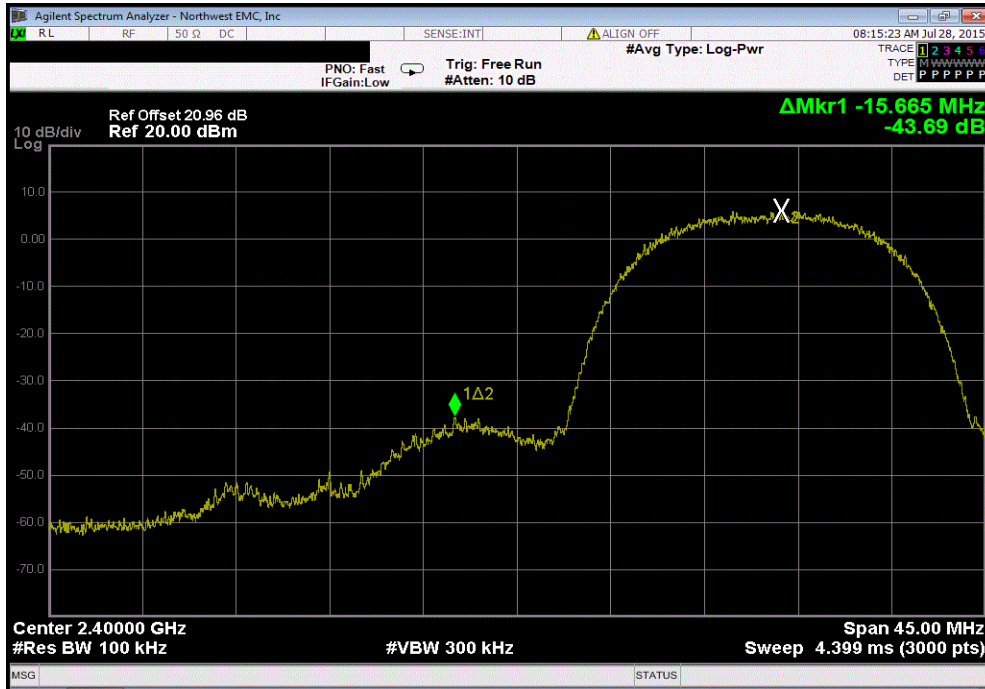


Chain A, 20 MHz, 2400 MHz - 2483.5 MHz Band, 802.11(b) 1 Mbps, High Channel 11, 2462 MHz						
			Value (dBc)	Limit ≤ (dBc)	Result	
			-55.9	-20	Pass	

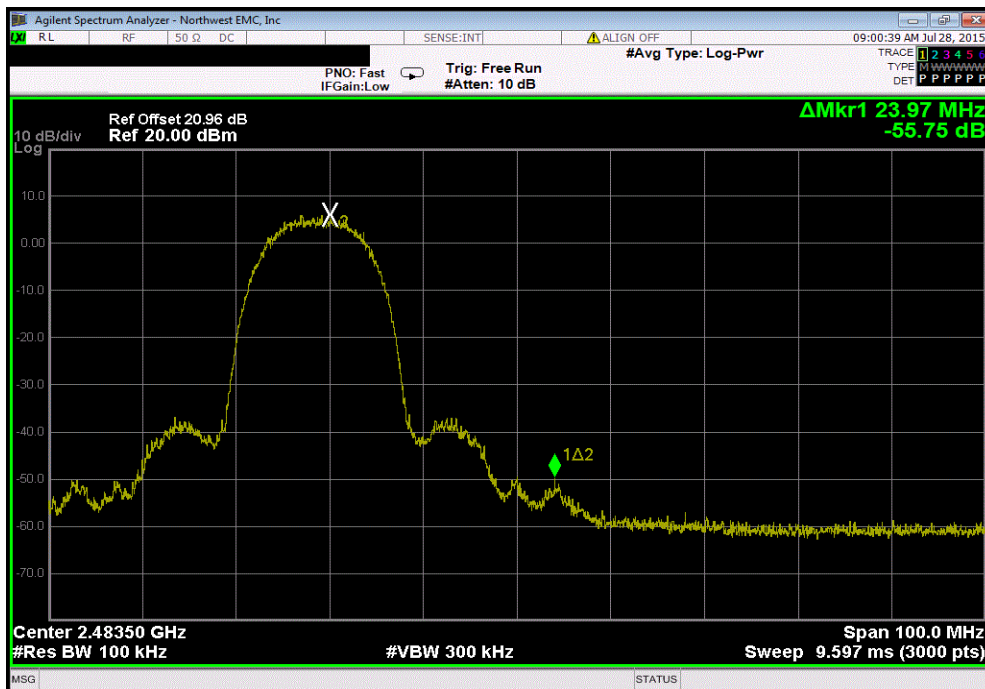


BAND EDGE COMPLIANCE

Chain A, 20 MHz, 2400 MHz - 2483.5 MHz Band, 802.11(b) 11 Mbps, Low Channel 1, 2412 MHz						
	Value (dBc)	Limit ≤ (dBc)	Result			
	-43.69	-20	Pass			

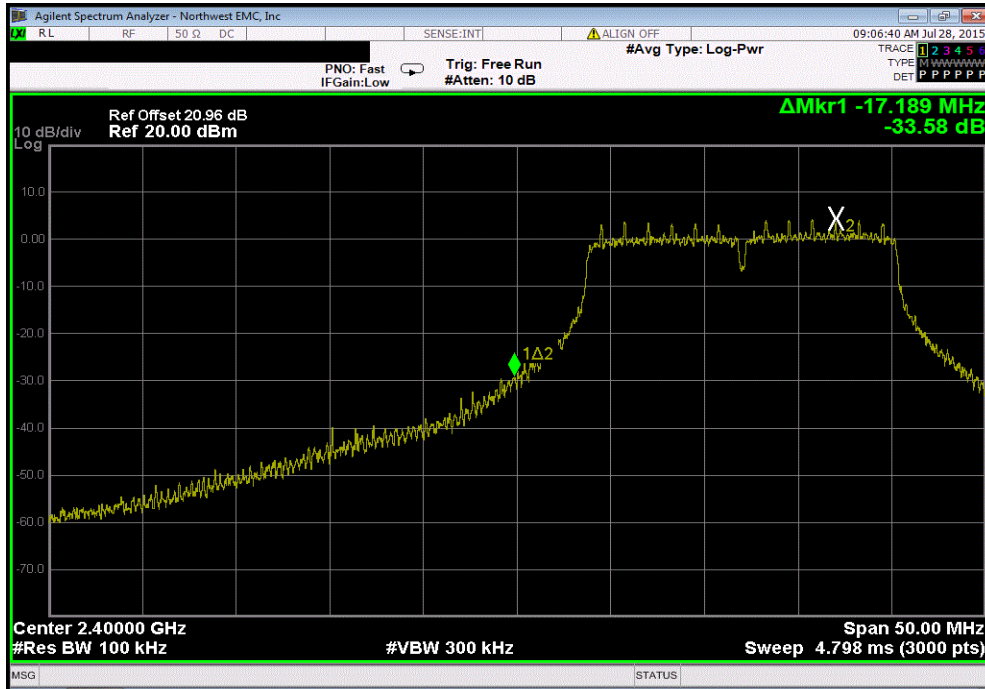


Chain A, 20 MHz, 2400 MHz - 2483.5 MHz Band, 802.11(b) 11 Mbps, High Channel 11, 2462 MHz						
	Value (dBc)	Limit ≤ (dBc)	Result			
	-55.75	-20	Pass			

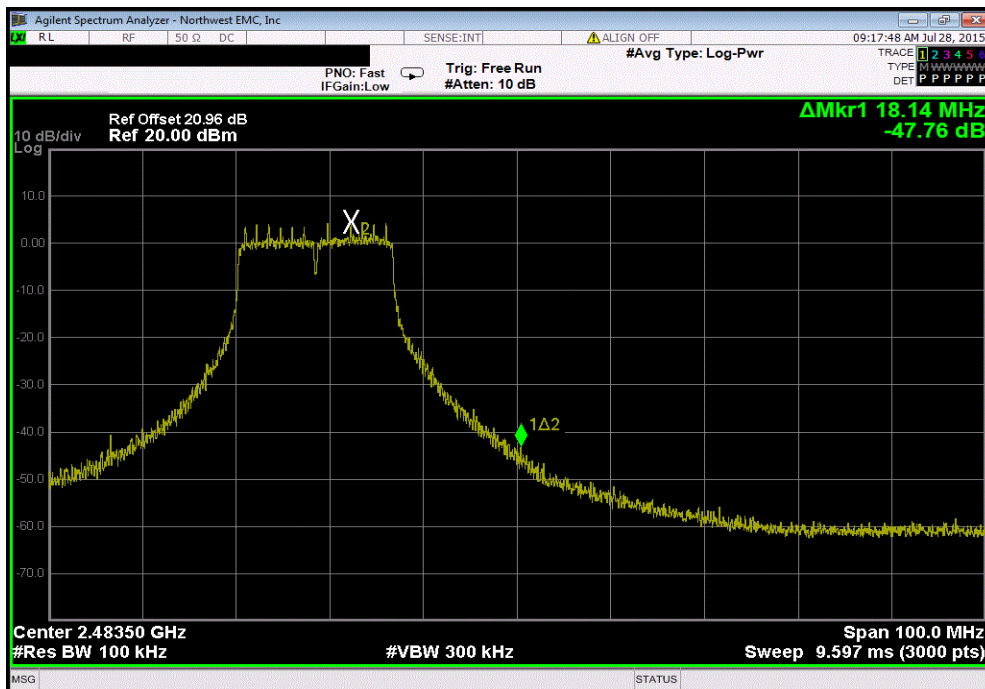


BAND EDGE COMPLIANCE

Chain A, 20 MHz, 2400 MHz - 2483.5 MHz Band, 802.11(g) 6 Mbps, Low Channel 1, 2412 MHz						
	Value	Limit				
	(dBc)	≤ (dBc)				Result
	-33.58	-20				Pass

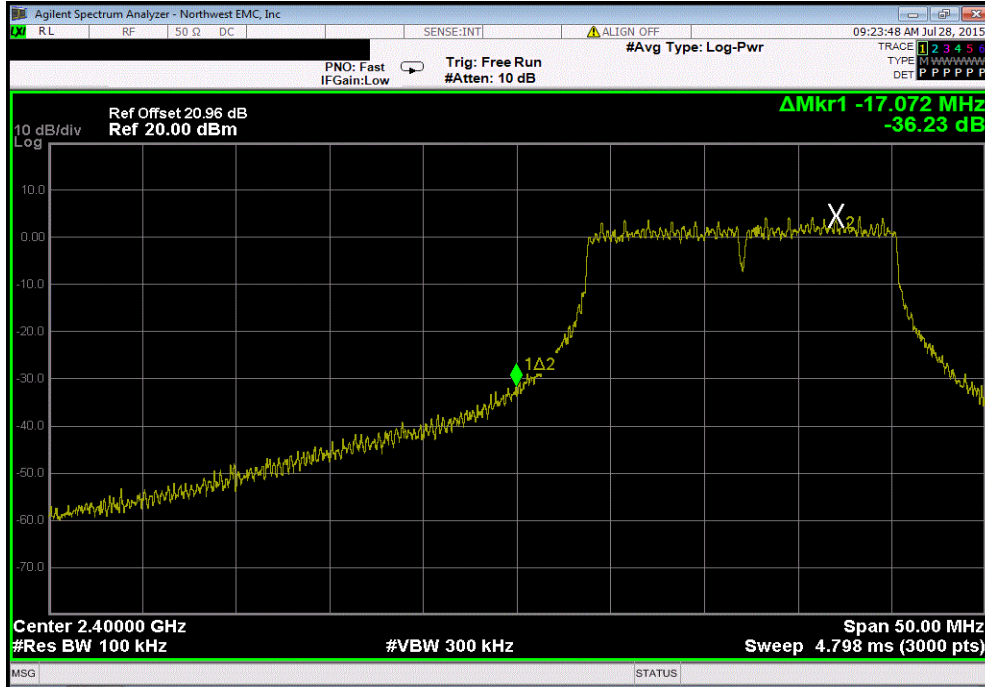


Chain A, 20 MHz, 2400 MHz - 2483.5 MHz Band, 802.11(g) 6 Mbps, High Channel 11, 2462 MHz						
	Value	Limit				
	(dBc)	≤ (dBc)				Result
	-47.76	-20				Pass

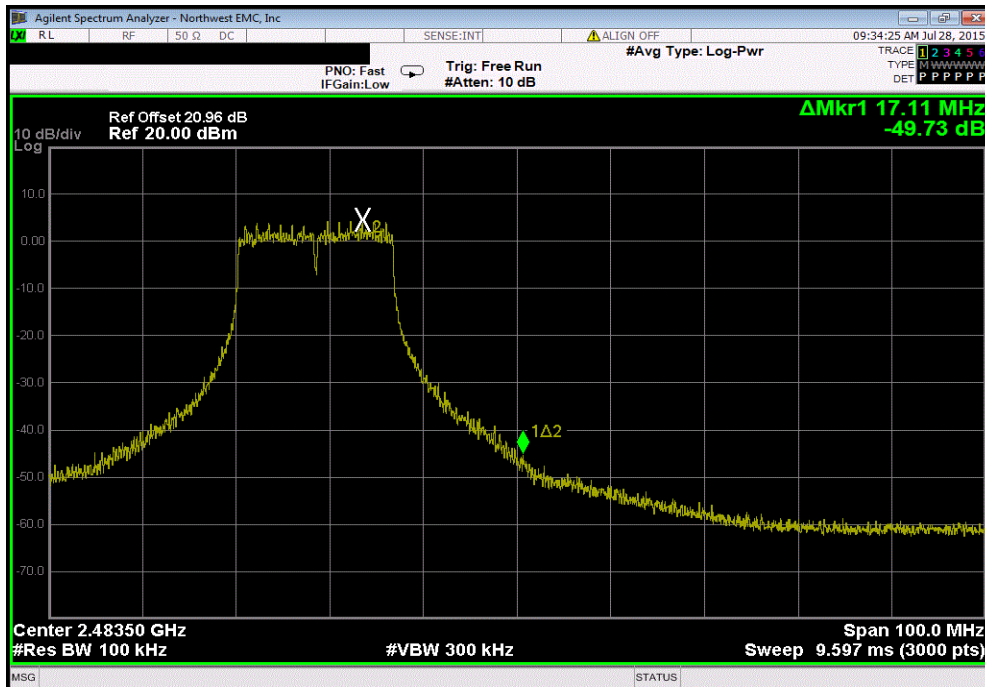


BAND EDGE COMPLIANCE

Chain A, 20 MHz, 2400 MHz - 2483.5 MHz Band, 802.11(g) 36 Mbps, Low Channel 1, 2412 MHz						
	Value (dBc)	Limit ≤ (dBc)	Result			
	-36.23	-20	Pass			

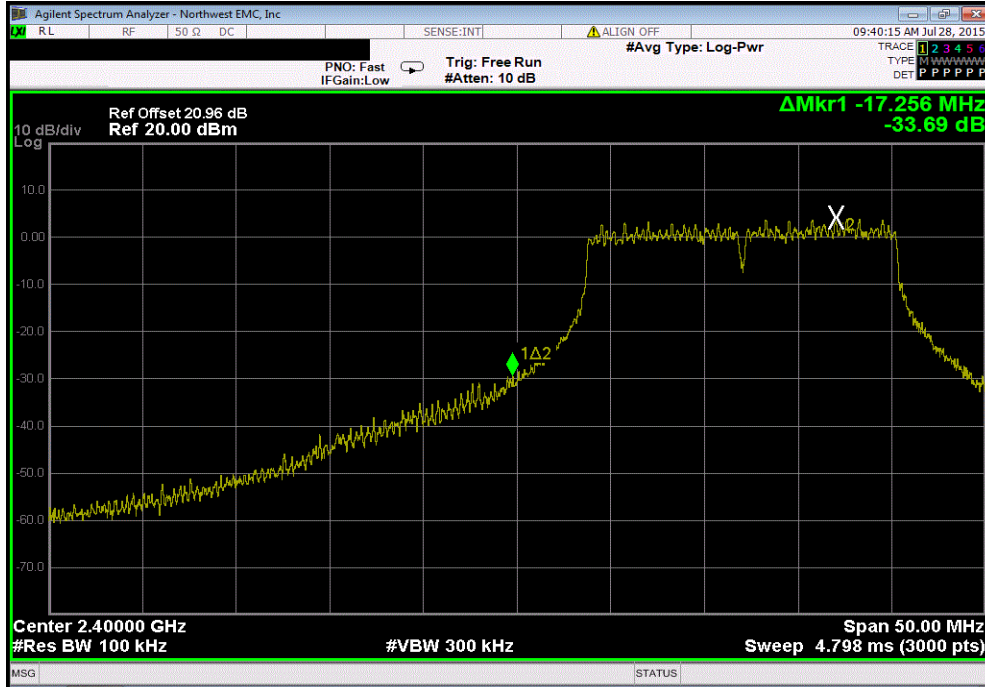


Chain A, 20 MHz, 2400 MHz - 2483.5 MHz Band, 802.11(g) 36 Mbps, High Channel 11, 2462 MHz						
	Value (dBc)	Limit ≤ (dBc)	Result			
	-49.73	-20	Pass			

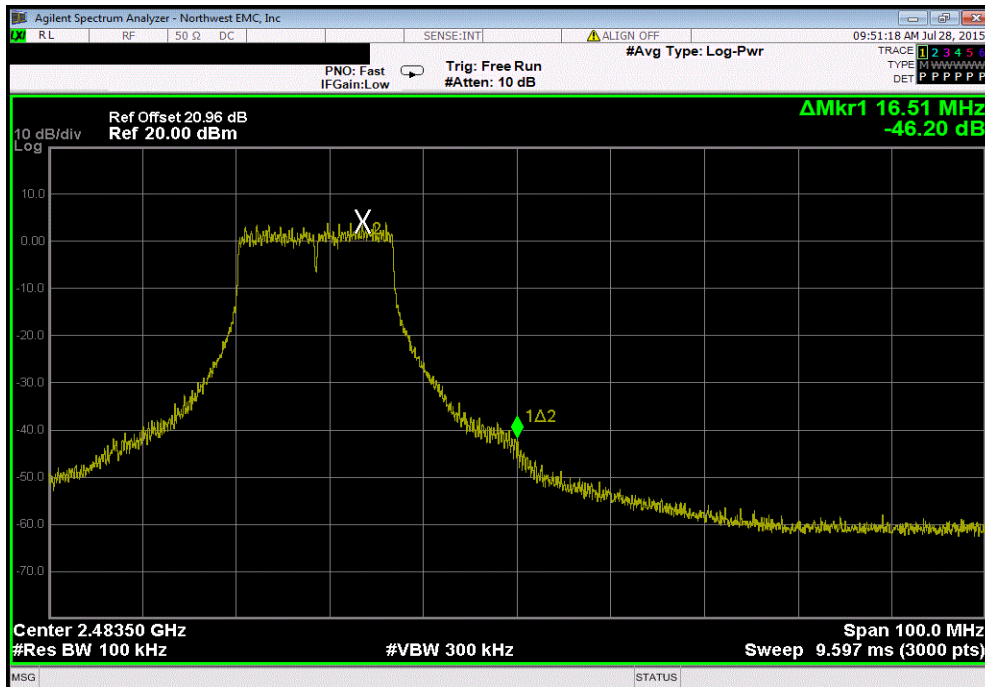


BAND EDGE COMPLIANCE

Chain A, 20 MHz, 2400 MHz - 2483.5 MHz Band, 802.11(g) 54 Mbps, Low Channel 1, 2412 MHz						
	Value (dBc)	Limit ≤ (dBc)	Result			
	-33.69	-20	Pass			

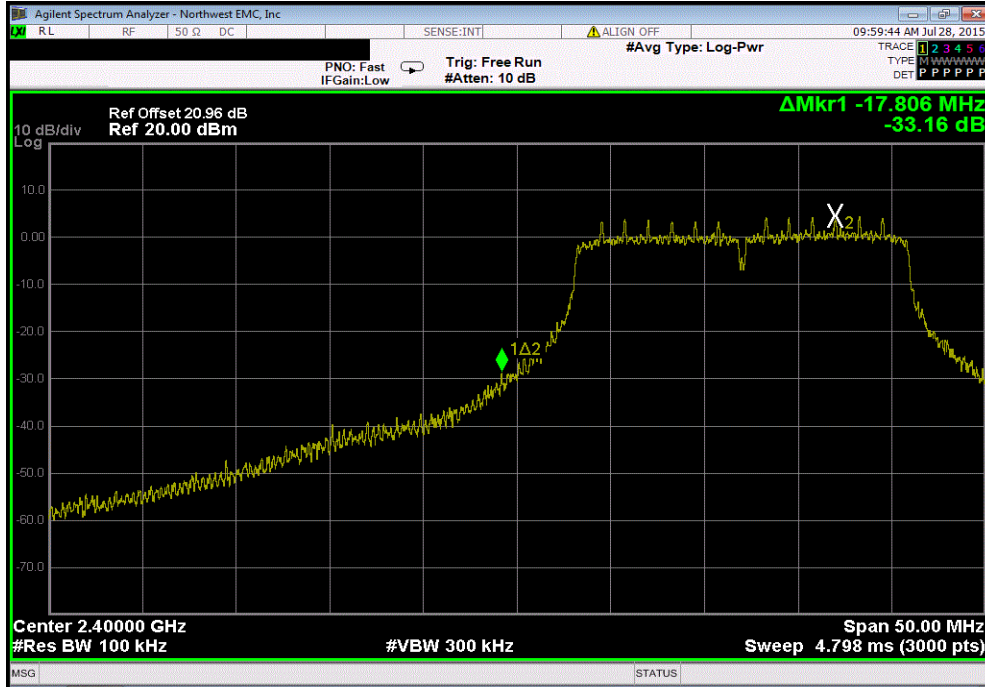


Chain A, 20 MHz, 2400 MHz - 2483.5 MHz Band, 802.11(g) 54 Mbps, High Channel 11, 2462 MHz						
	Value (dBc)	Limit ≤ (dBc)	Result			
	-46.2	-20	Pass			

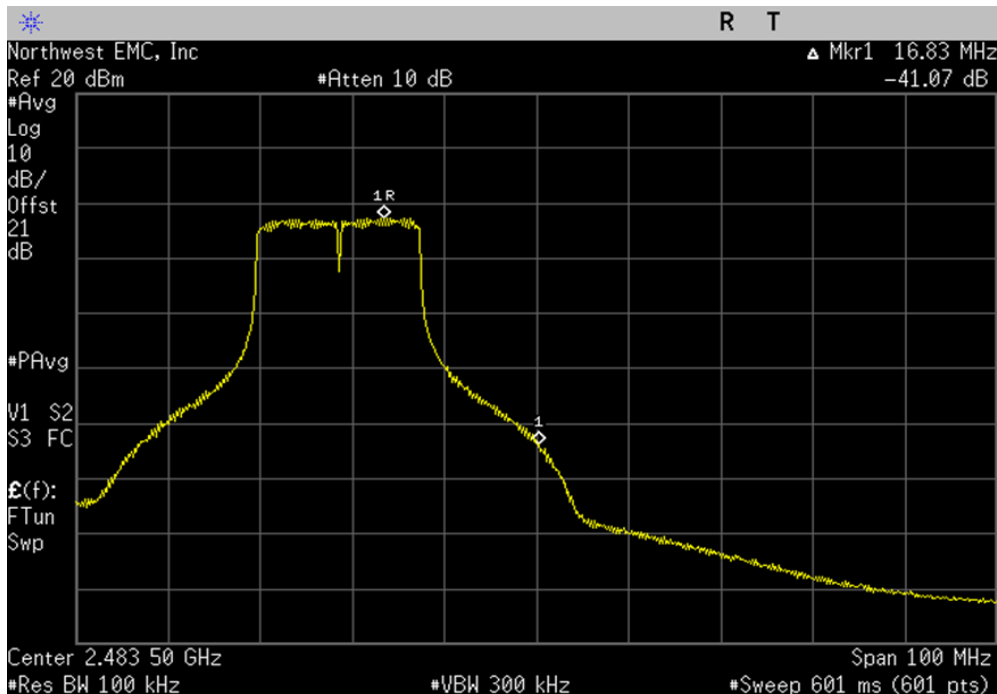


BAND EDGE COMPLIANCE

Chain A, 20 MHz, 2400 MHz - 2483.5 MHz Band, 802.11(n) MCS0, Low Channel 1, 2412 MHz						
	Value (dBc)	Limit ≤ (dBc)	Result			
	-33.16	-20	Pass			

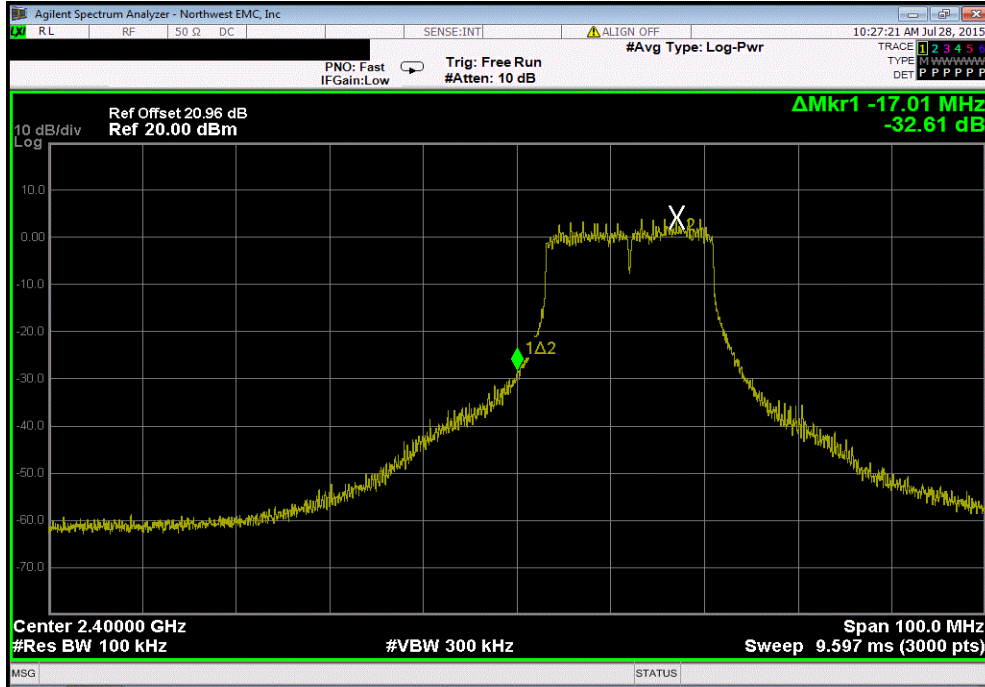


Chain A, 20 MHz, 2400 MHz - 2483.5 MHz Band, 802.11(n) MCS0, High Channel 11, 2462 MHz						
	Value (dBc)	Limit ≤ (dBc)	Result			
	-41.07	-30	Pass			

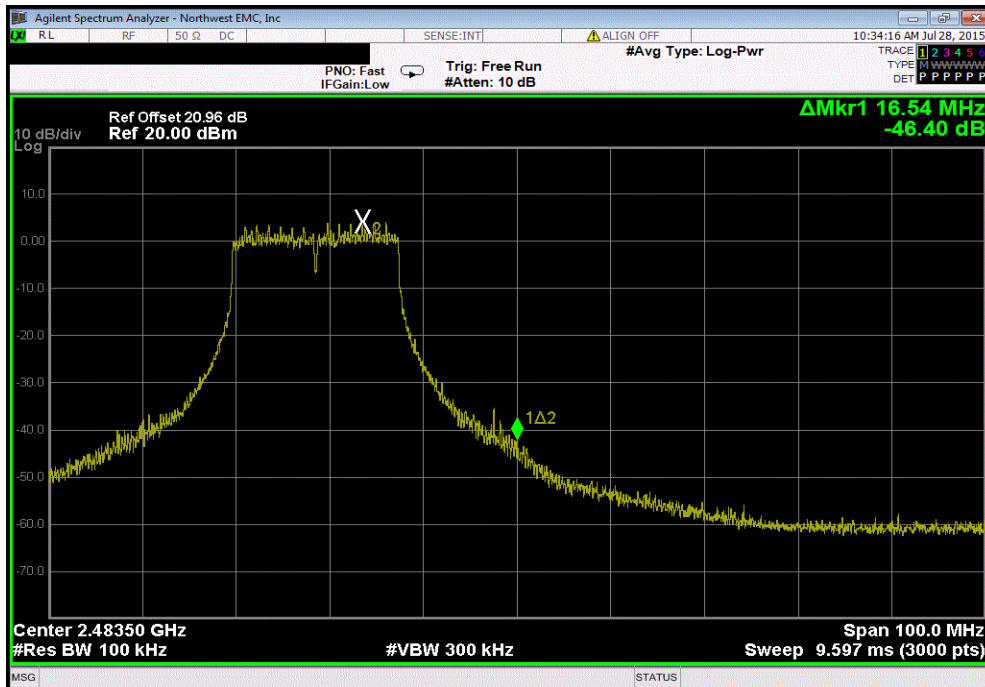


BAND EDGE COMPLIANCE

Chain A, 20 MHz, 2400 MHz - 2483.5 MHz Band, 802.11(n) MCS7, Low Channel 1, 2412 MHz						
	Value	Limit				
	(dBc)	≤ (dBc)	Result			
	-32.61	-20	Pass			

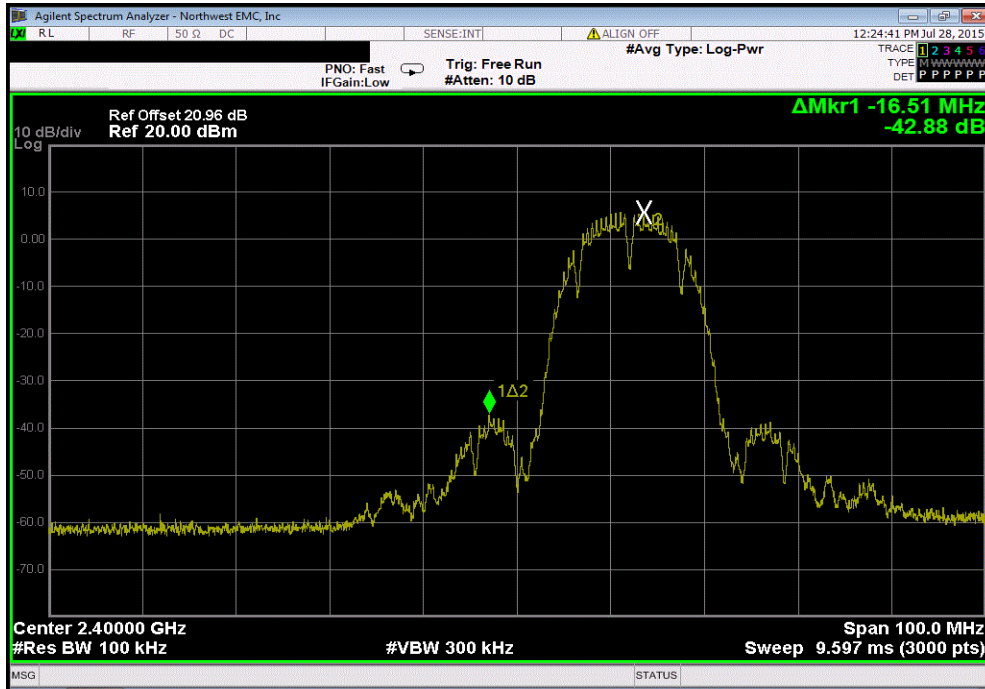


Chain A, 20 MHz, 2400 MHz - 2483.5 MHz Band, 802.11(n) MCS7, High Channel 11, 2462 MHz						
	Value	Limit				
	(dBc)	≤ (dBc)	Result			
	-46.4	-20	Pass			

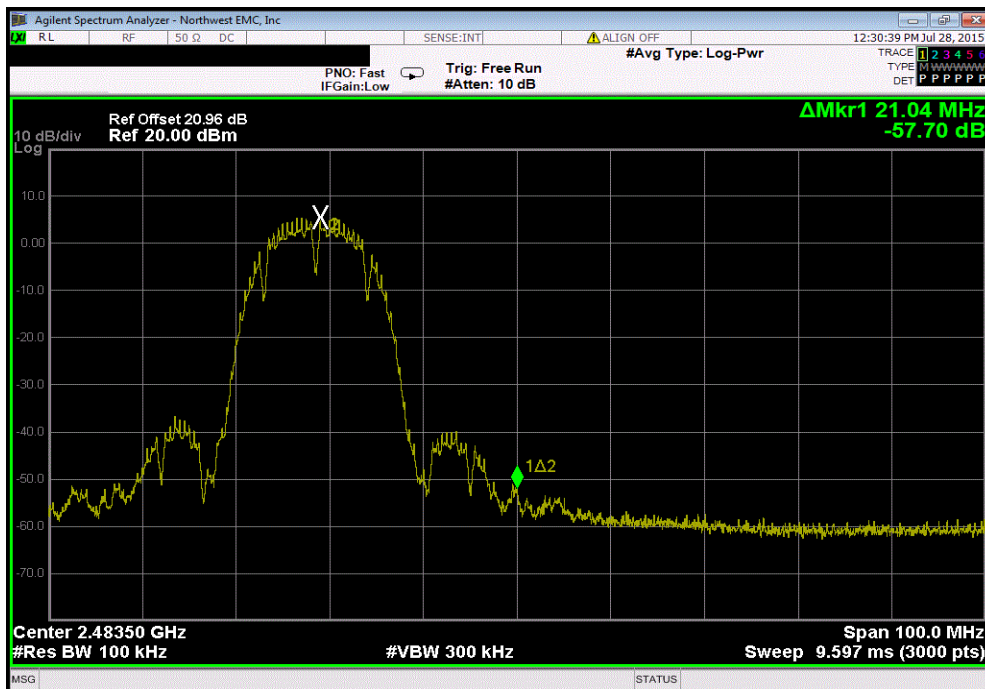


BAND EDGE COMPLIANCE

Chain B, 20 MHz, 2400 MHz - 2483.5 MHz Band, 802.11(b) 1 Mbps, Low Channel 1, 2412 MHz						
	Value (dBc)	Limit ≤ (dBc)	Result			
	-42.88	-20	Pass			

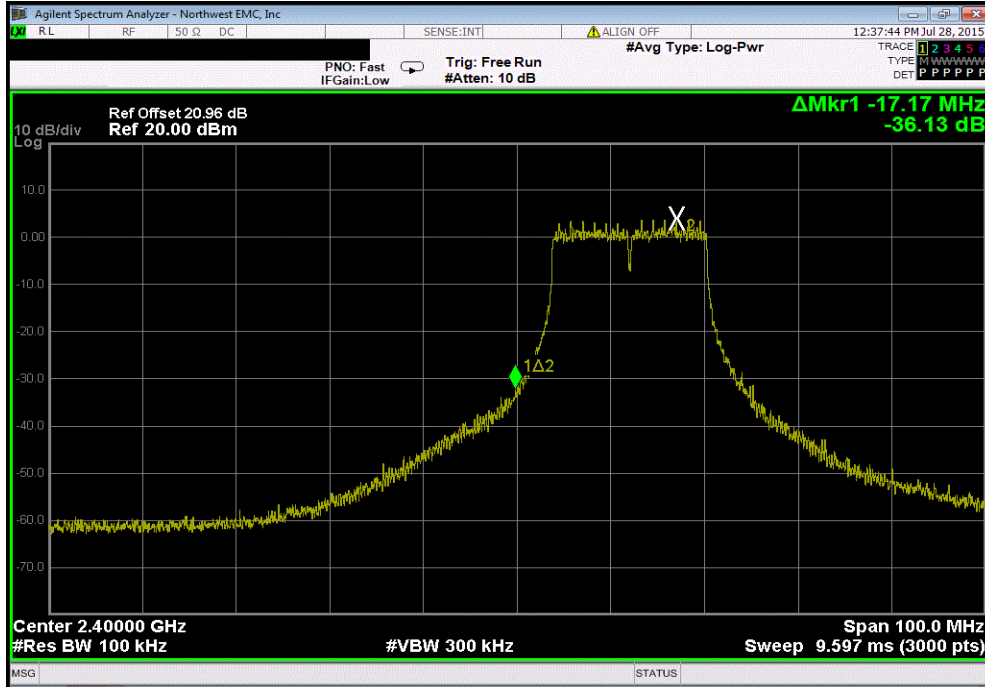


Chain B, 20 MHz, 2400 MHz - 2483.5 MHz Band, 802.11(b) 1 Mbps, High Channel 11, 2462 MHz						
	Value (dBc)	Limit ≤ (dBc)	Result			
	-57.7	-20	Pass			

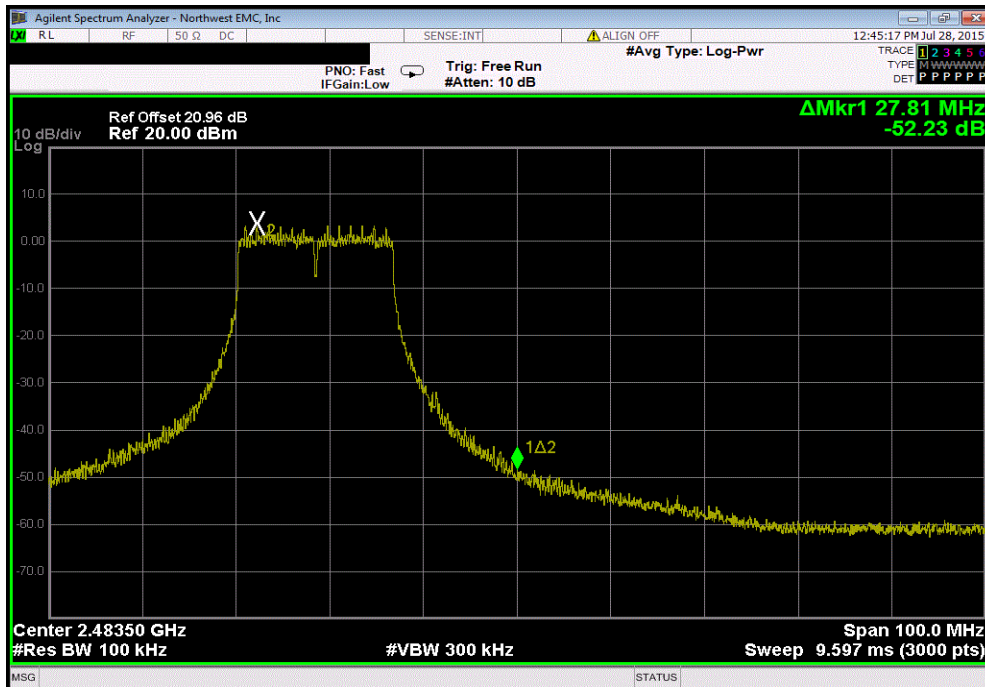


BAND EDGE COMPLIANCE

Chain B, 20 MHz, 2400 MHz - 2483.5 MHz Band, 802.11(g) 36 Mbps, Low Channel 1, 2412 MHz						
	Value (dBc)	Limit ≤ (dBc)	Result			
	-36.13	-20	Pass			

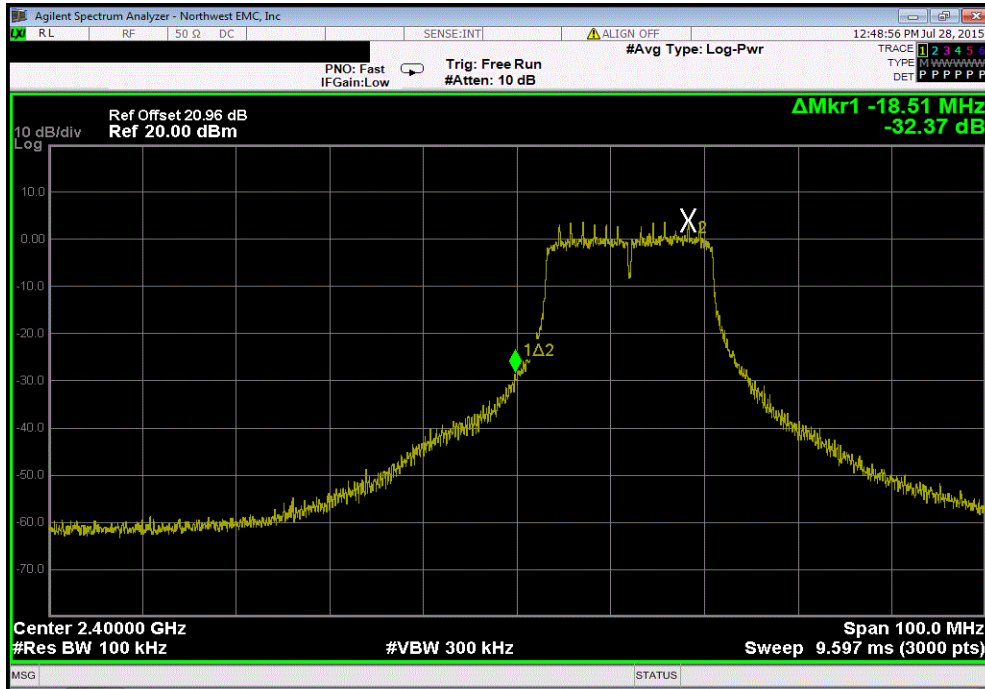


Chain B, 20 MHz, 2400 MHz - 2483.5 MHz Band, 802.11(g) 36 Mbps, High Channel 11, 2462 MHz						
	Value (dBc)	Limit ≤ (dBc)	Result			
	-52.23	-20	Pass			

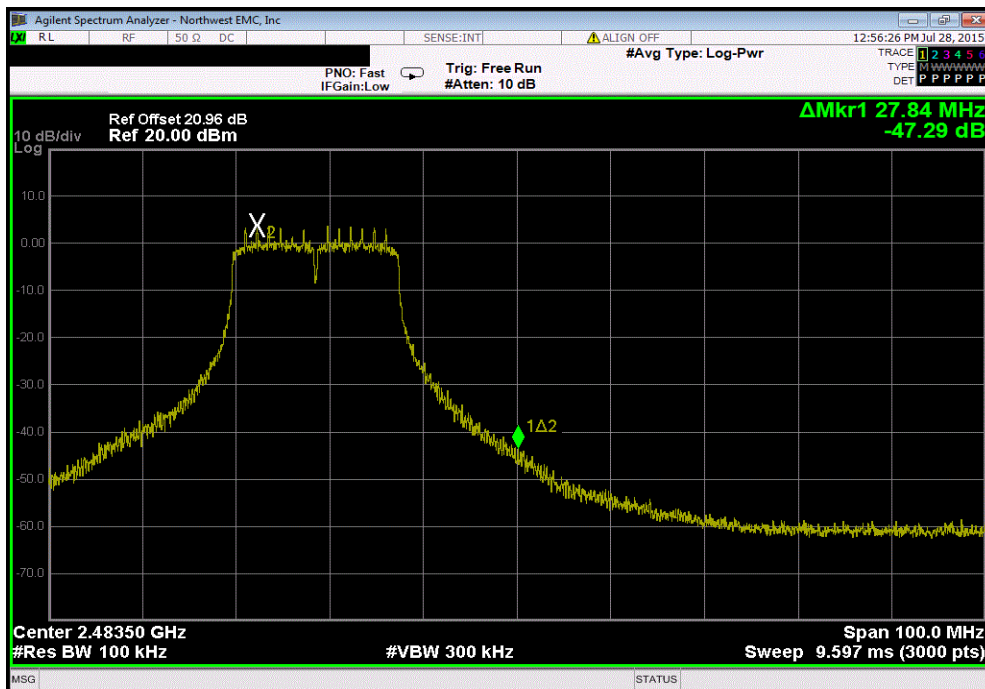


BAND EDGE COMPLIANCE

Chain B, 20 MHz, 2400 MHz - 2483.5 MHz Band, 802.11(n) MCS0, Low Channel 1, 2412 MHz						
	Value (dBc)	Limit ≤ (dBc)	Result			
	-32.37	-20	Pass			



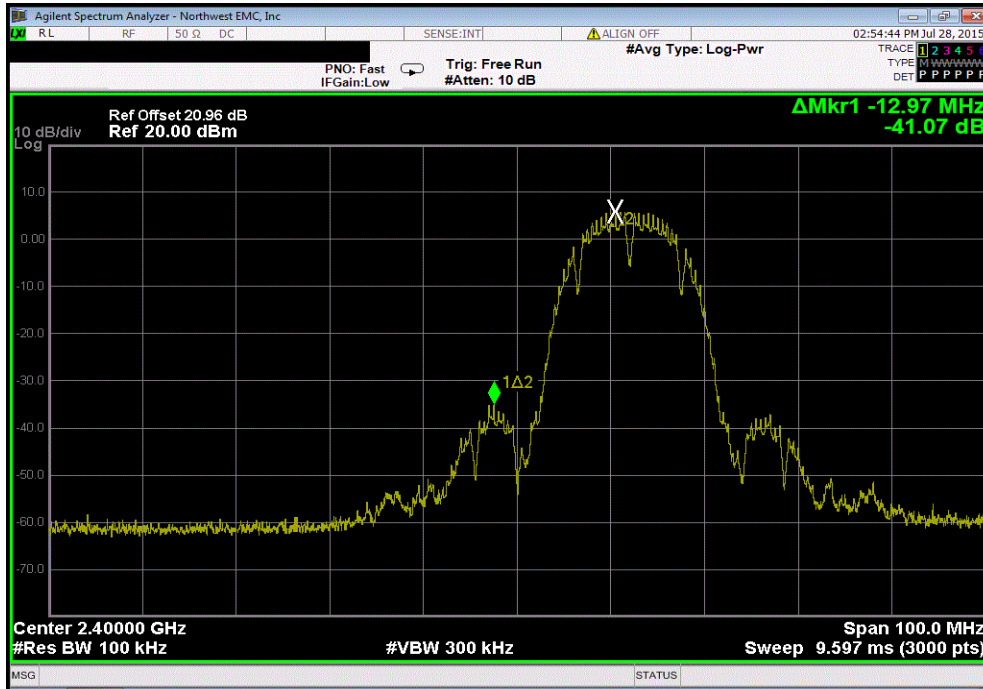
Chain B, 20 MHz, 2400 MHz - 2483.5 MHz Band, 802.11(n) MCS0, High Channel 11, 2462 MHz						
	Value (dBc)	Limit ≤ (dBc)	Result			
	-47.29	-20	Pass			



BAND EDGE COMPLIANCE

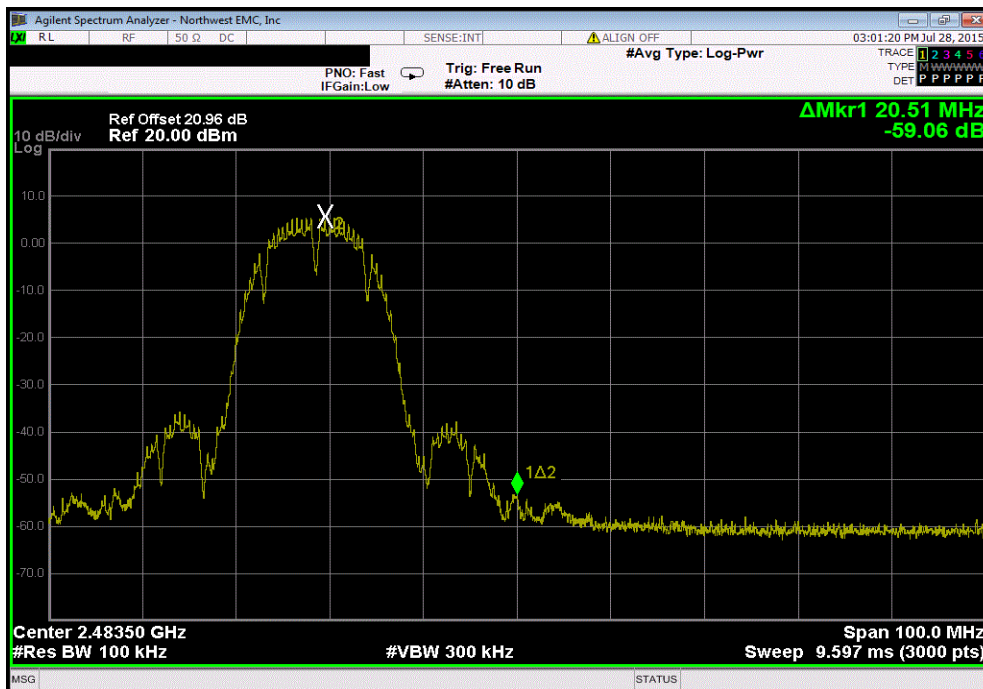
Chain C, 20 MHz, 2400 MHz - 2483.5 MHz Band, 802.11(b) 1 Mbps, Low Channel 1, 2412 MHz

Value (dBc)	Limit ≤ (dBc)	Result
-41.07	-20	Pass



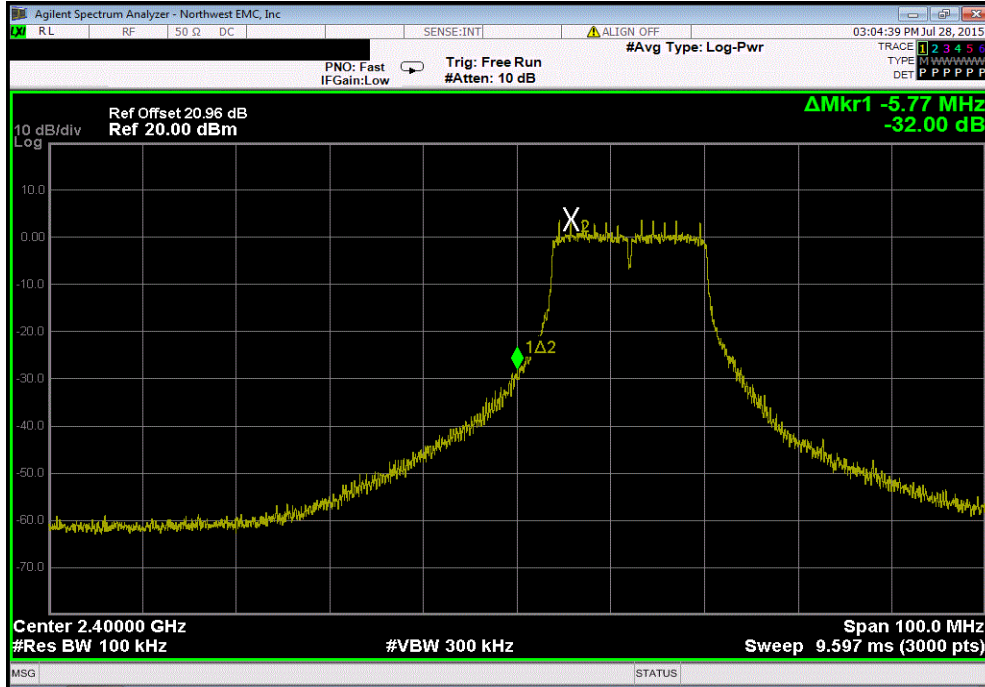
Chain C, 20 MHz, 2400 MHz - 2483.5 MHz Band, 802.11(b) 1 Mbps, High Channel 11, 2462 MHz

Value (dBc)	Limit ≤ (dBc)	Result
-59.06	-20	Pass

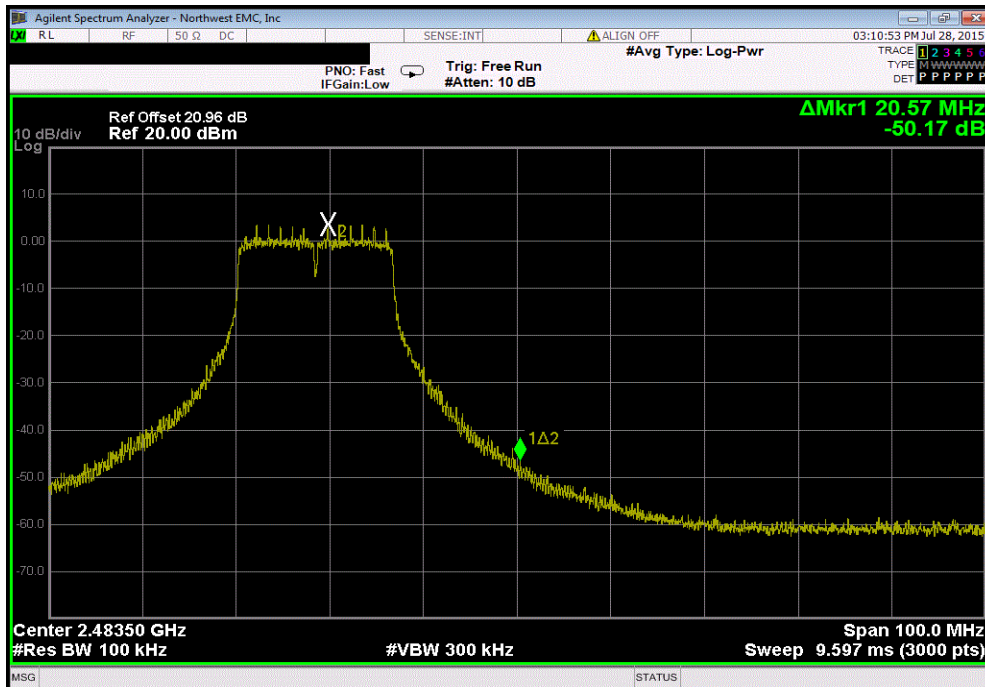


BAND EDGE COMPLIANCE

Chain C, 20 MHz, 2400 MHz - 2483.5 MHz Band, 802.11(g) 6 Mbps, Low Channel 1, 2412 MHz						
	Value	Limit	Result			
	(dBc)	≤ (dBc)				
	-32	-20	Pass			

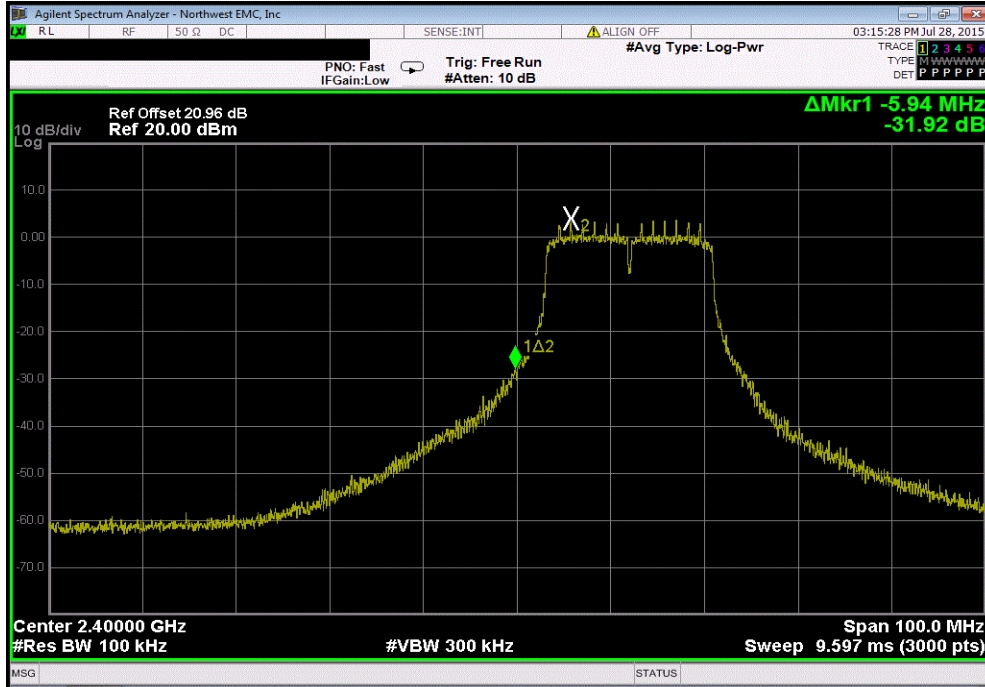


Chain C, 20 MHz, 2400 MHz - 2483.5 MHz Band, 802.11(g) 6 Mbps, High Channel 11, 2462 MHz						
	Value	Limit	Result			
	(dBc)	≤ (dBc)				
	-50.17	-20	Pass			

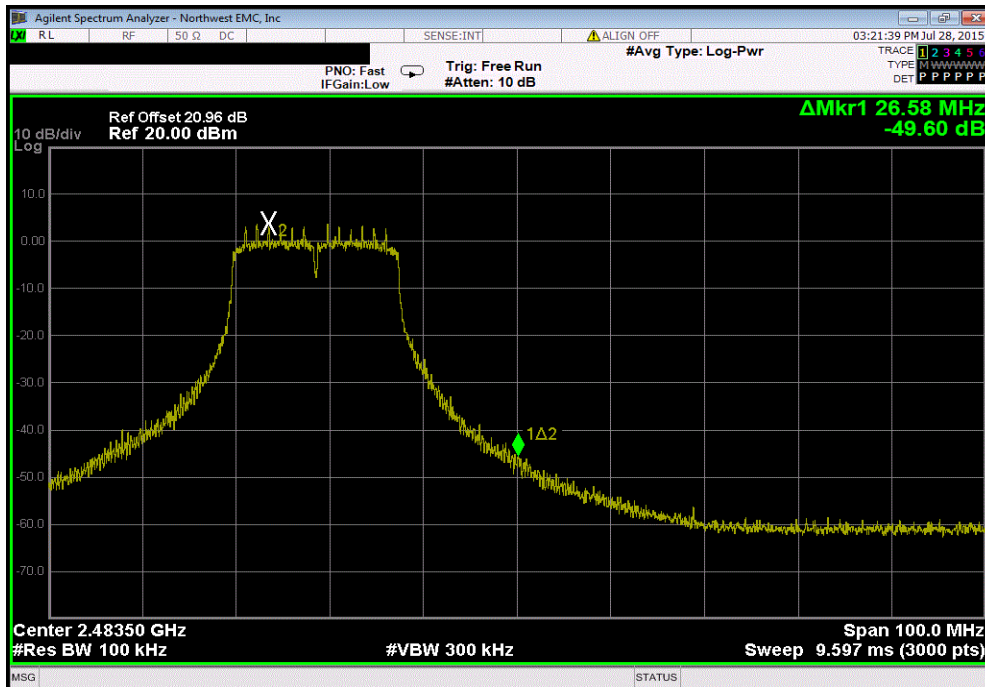


BAND EDGE COMPLIANCE

Chain C, 20 MHz, 2400 MHz - 2483.5 MHz Band, 802.11(n) MCS0, Low Channel 1, 2412 MHz						
	Value (dBc)	Limit ≤ (dBc)	Result			
	-31.92	-20	Pass			



Chain C, 20 MHz, 2400 MHz - 2483.5 MHz Band, 802.11(n) MCS0, High Channel 11, 2462 MHz						
	Value (dBc)	Limit ≤ (dBc)	Result			
	-49.6	-20	Pass			



DUTY CYCLE

Testing was performed using the mode(s) of operation and configuration(s) noted within the report. The individuals and/or the organization requesting the test provided the modes, configurations and settings used to complete the evaluation. The actual test parameters are specified in the test data, this includes items such as investigated frequency range (scanned) and test levels. The testing methods and performance specifications, as well as the test site used for the evaluation are indicated in the test data.

TEST EQUIPMENT

Description	Manufacturer	Model	ID	Last Cal.	Interval (mos)
Spectrum Analyzer	Agilent	N9010A	AFL	9/20/2014	12
DC Block, 40 GHz	Fairview Microwave	SD3379	AMM	2/27/2015	12
Attenuator, 20dB, 40 GHz	Fairview Microwave	SA4018-20	TQY	2/27/2015	12
Signal Generator, 40 GHz	Agilent	N5173B	TIW	7/15/2014	36

TEST DESCRIPTION

The Duty Cycle (x) of the single channel operation of the radio as controlled by the provided test software was measured for each of the EUT operating modes.

The measurements were made using a zero span on the spectrum analyzer to see the pulses in the time domain. A direct connection was made between the RF output of the EUT and a spectrum analyzer. Attenuation and a DC block were used. The reference level offset on the spectrum analyzer was adjusted to compensate for cable loss and the external attenuation used between the RF output and the spectrum analyzer input.

The duty cycle was calculated by dividing the transmission pulse duration (T) by the total period of a single on and total off time.

If the transmit duty cycle < 98 percent, burst gating was used during some of the other tests in this report to only measure during the burst duration.

DUTY CYCLE

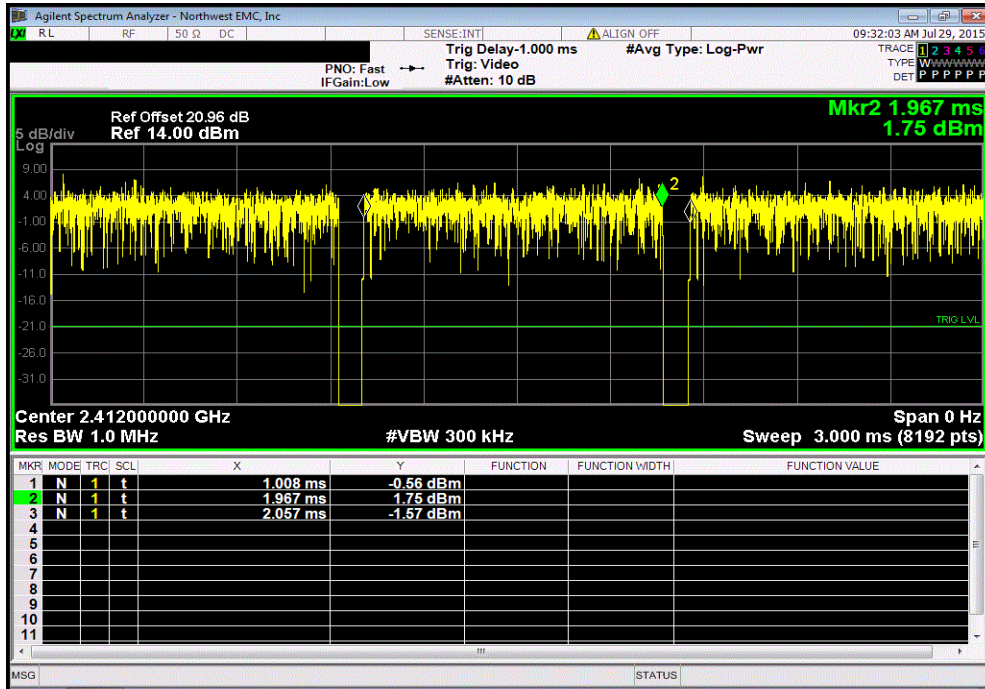


XM1 2015.01.14

EUT: Firebox T50-W (BS5AE7W)		Work Order: VDEI0009	
Serial Number: 70AF00069-3EB6		Date: 07/29/15	
Customer: WatchGuard Technologies, Inc.		Temperature: 24.9°C	
Attendees: None		Humidity: 47%	
Project: None		Barometric Pres.: 1014 mbar	
Tested by: Jonathan Kiefer		Power: 110VAC/60Hz	
Job Site: TX09			
TEST SPECIFICATIONS		Test Method	
FCC 15.247:2015		ANSI C63.10:2013	
COMMENTS			
2x2 MIMO mode, Chain AB (Chains 0 and 1). Transmit power setting 17.0.			
DEVIATIONS FROM TEST STANDARD			
None			
Configuration #	1	Signature <i>Jonathan Kiefer</i>	
		Pulse Width	Period
		Number of Pulses	Value (%)
		Limit (%)	Results
Chain A			
20 MHz			
2400 MHz - 2483.5 MHz Band			
802.11(n) MCS8			
	Low Channel 1, 2412 MHz	959.6 us	1.049 ms
	Low Channel 1, 2412 MHz	N/A	N/A
	Mid Channel 6, 2437 MHz	958.14 us	1.042 ms
	Mid Channel 6, 2437 MHz	N/A	N/A
	High Channel 11, 2462 MHz	959.23 us	1.05 ms
	High Channel 11, 2462 MHz	N/A	N/A
	802.11(n) MCS15		
	Low Channel 1, 2412 MHz	127.379 us	210.2 us
	Low Channel 1, 2412 MHz	N/A	N/A
	Mid Channel 6, 2437 MHz	127.379 us	210.2 us
	Mid Channel 6, 2437 MHz	N/A	N/A
	High Channel 11, 2462 MHz	127.967 us	293 us
	High Channel 11, 2462 MHz	N/A	N/A
Chain B			
20 MHz			
2400 MHz - 2483.5 MHz Band			
802.11(n) MCS8			
	Low Channel 1, 2412 MHz	959.57 us	1.043 ms
	Low Channel 1, 2412 MHz	N/A	N/A
	Mid Channel 6, 2437 MHz	958.93 us	1.048 ms
	Mid Channel 6, 2437 MHz	N/A	N/A
	High Channel 11, 2462 MHz	958.15 us	1.042 ms
	High Channel 11, 2462 MHz	N/A	N/A
	802.11(n) MCS15		
	Low Channel 1, 2412 MHz	126.779 us	214.6 us
	Low Channel 1, 2412 MHz	N/A	N/A
	Mid Channel 6, 2437 MHz	126.291 us	210.3 us
	Mid Channel 6, 2437 MHz	N/A	N/A
	High Channel 11, 2462 MHz	127.267 us	211 us
	High Channel 11, 2462 MHz	N/A	N/A

DUTY CYCLE

Chain A, 20 MHz, 2400 MHz - 2483.5 MHz Band, 802.11(n) MCS8, Low Channel 1, 2412 MHz						
Pulse Width	Period	Number of Pulses	Value (%)	Limit (%)	Results	
959.6 us	1.049 ms	1	91.5	N/A	N/A	

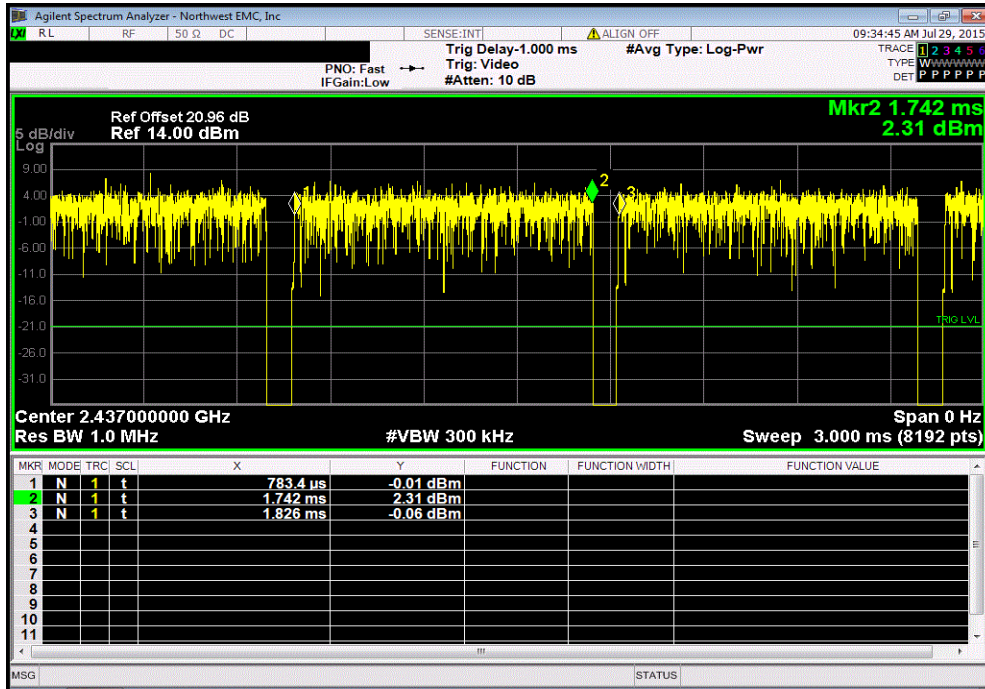


Chain A, 20 MHz, 2400 MHz - 2483.5 MHz Band, 802.11(n) MCS8, Low Channel 1, 2412 MHz						
Pulse Width	Period	Number of Pulses	Value (%)	Limit (%)	Results	
N/A	N/A	5	N/A	N/A	N/A	

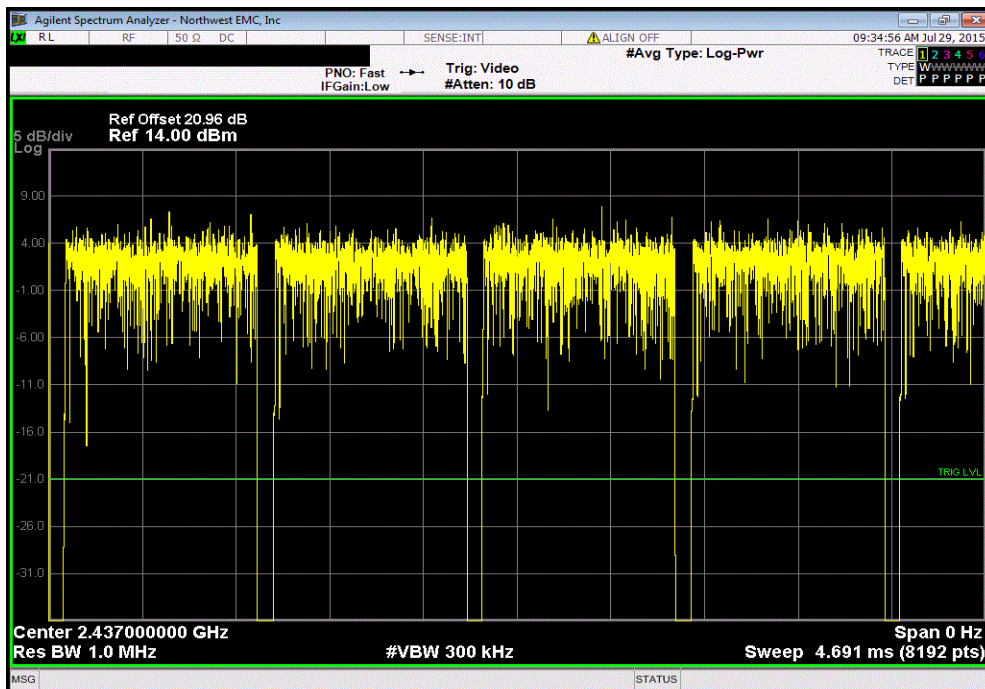


DUTY CYCLE

Chain A, 20 MHz, 2400 MHz - 2483.5 MHz Band, 802.11(n) MCS8, Mid Channel 6, 2437 MHz						
Pulse Width	Period	Number of Pulses	Value (%)	Limit (%)	Results	
958.14 us	1.042 ms	1	91.9	N/A	N/A	

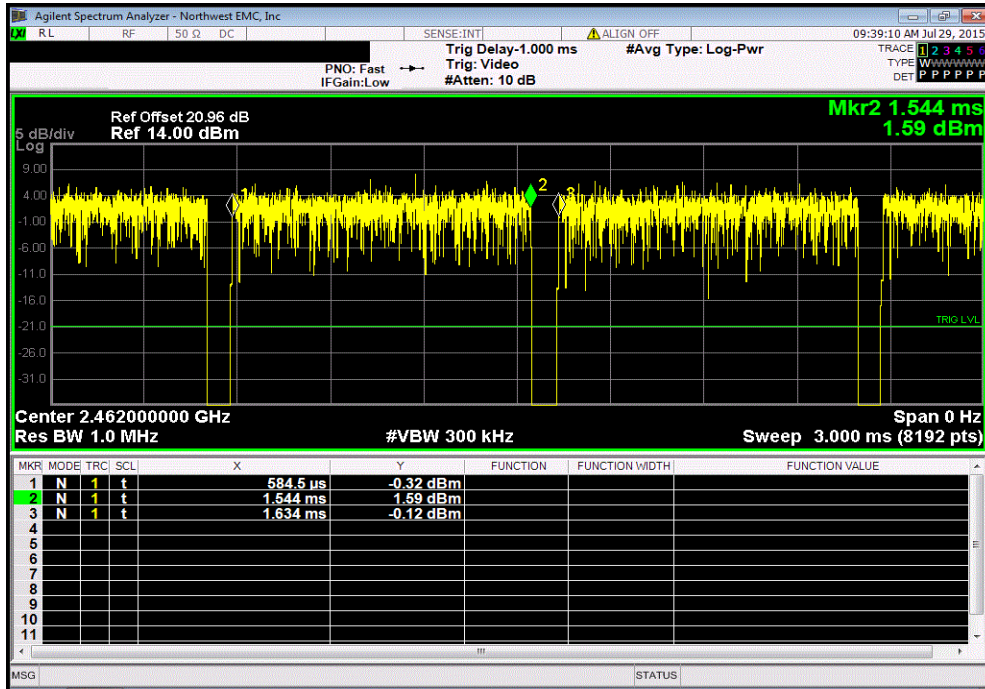


Chain A, 20 MHz, 2400 MHz - 2483.5 MHz Band, 802.11(n) MCS8, Mid Channel 6, 2437 MHz						
Pulse Width	Period	Number of Pulses	Value (%)	Limit (%)	Results	
N/A	N/A	5	N/A	N/A	N/A	



DUTY CYCLE

Chain A, 20 MHz, 2400 MHz - 2483.5 MHz Band, 802.11(n) MCS8, High Channel 11, 2462 MHz						
Pulse Width	Period	Number of Pulses	Value (%)	Limit (%)	Results	
959.23 us	1.05 ms	1	91.4	N/A	N/A	

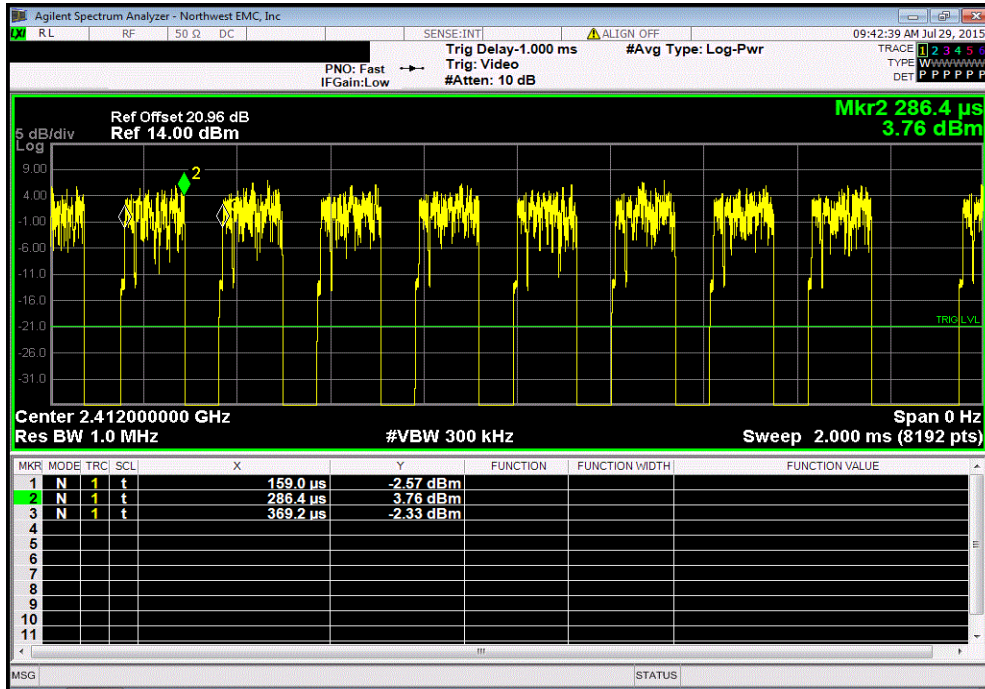


Chain A, 20 MHz, 2400 MHz - 2483.5 MHz Band, 802.11(n) MCS8, High Channel 11, 2462 MHz						
Pulse Width	Period	Number of Pulses	Value (%)	Limit (%)	Results	
N/A	N/A	6	N/A	N/A	N/A	

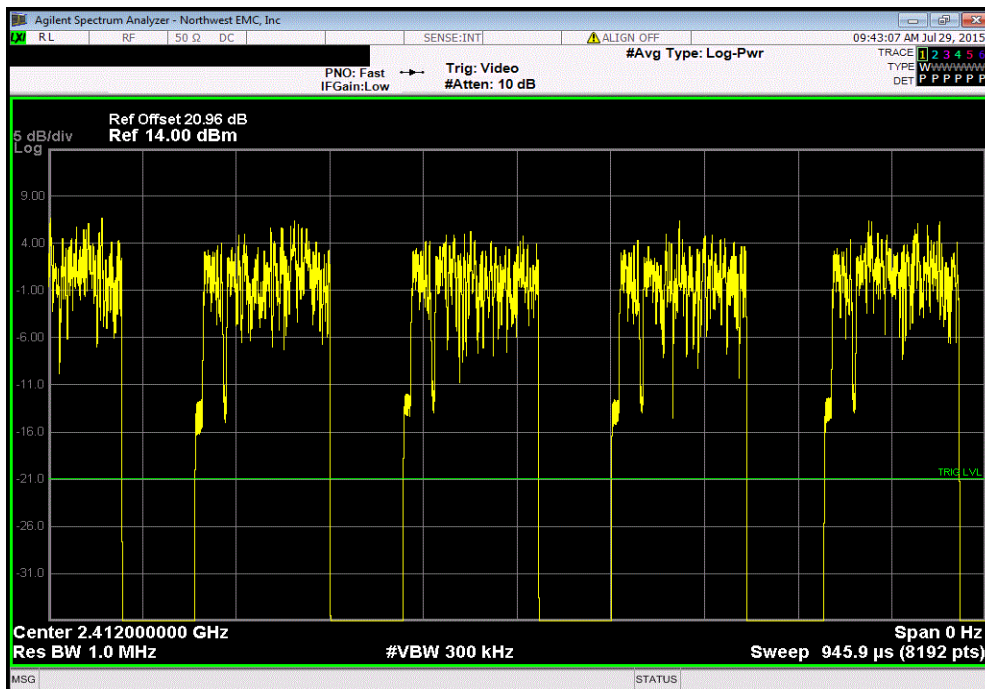


DUTY CYCLE

Chain A, 20 MHz, 2400 MHz - 2483.5 MHz Band, 802.11(n) MCS15, Low Channel 1, 2412 MHz						
Pulse Width	Period	Number of Pulses	Value (%)	Limit (%)	Results	
127.379 us	210.2 us	1	60.6	N/A	N/A	

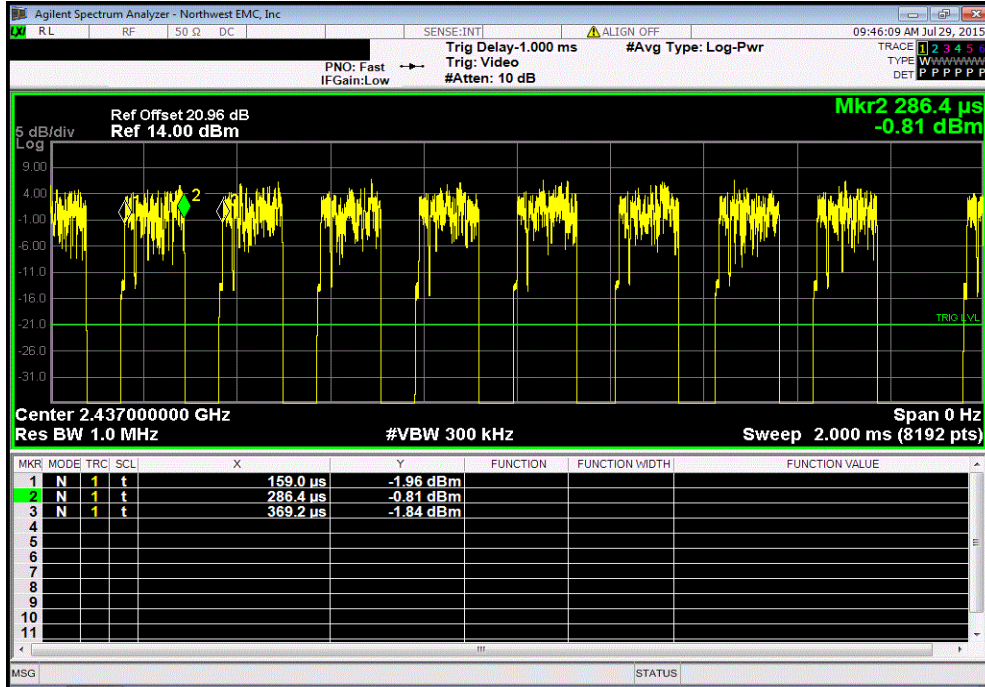


Chain A, 20 MHz, 2400 MHz - 2483.5 MHz Band, 802.11(n) MCS15, Low Channel 1, 2412 MHz						
Pulse Width	Period	Number of Pulses	Value (%)	Limit (%)	Results	
N/A	N/A	5	N/A	N/A	N/A	

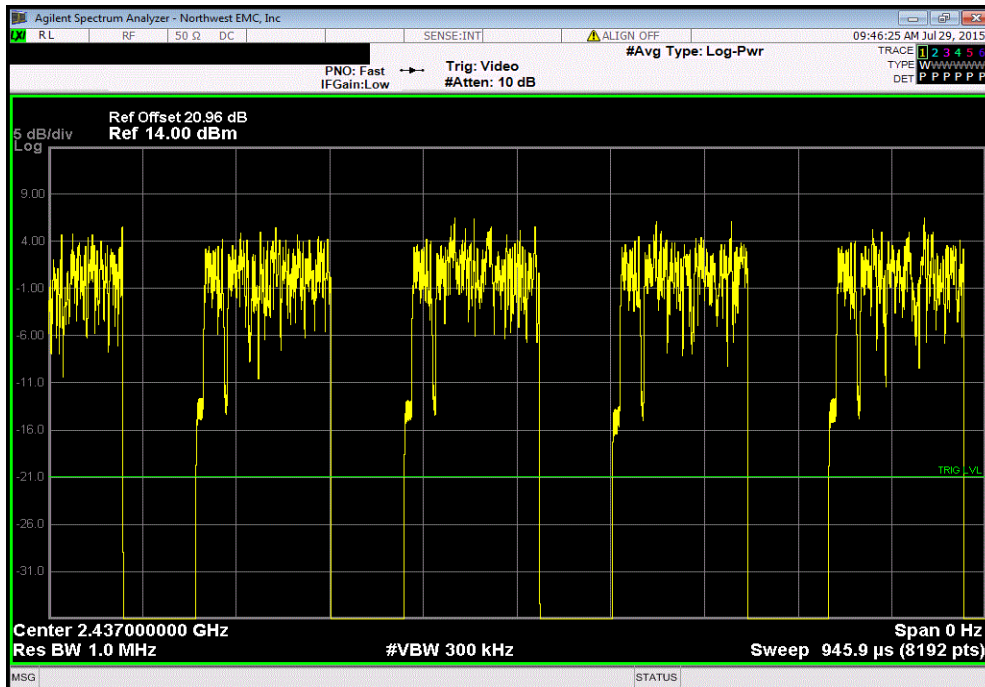


DUTY CYCLE

Chain A, 20 MHz, 2400 MHz - 2483.5 MHz Band, 802.11(n) MCS15, Mid Channel 6, 2437 MHz						
Pulse Width	Period	Number of Pulses	Value (%)	Limit (%)	Results	
127.379 us	210.2 us	1	60.6	N/A	N/A	

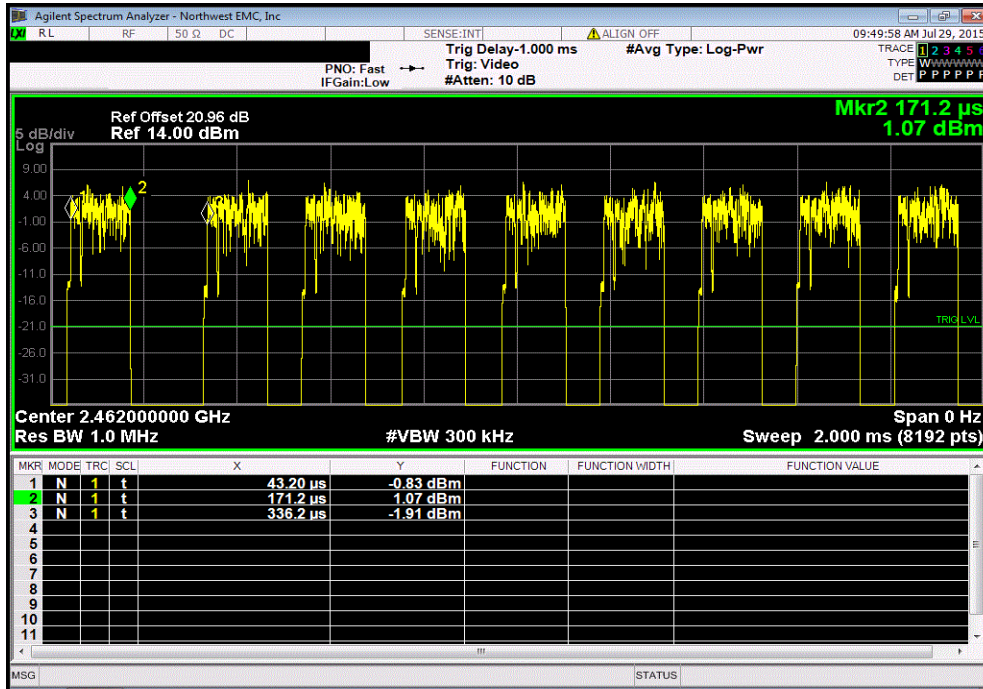


Chain A, 20 MHz, 2400 MHz - 2483.5 MHz Band, 802.11(n) MCS15, Mid Channel 6, 2437 MHz						
Pulse Width	Period	Number of Pulses	Value (%)	Limit (%)	Results	
N/A	N/A	5	N/A	N/A	N/A	

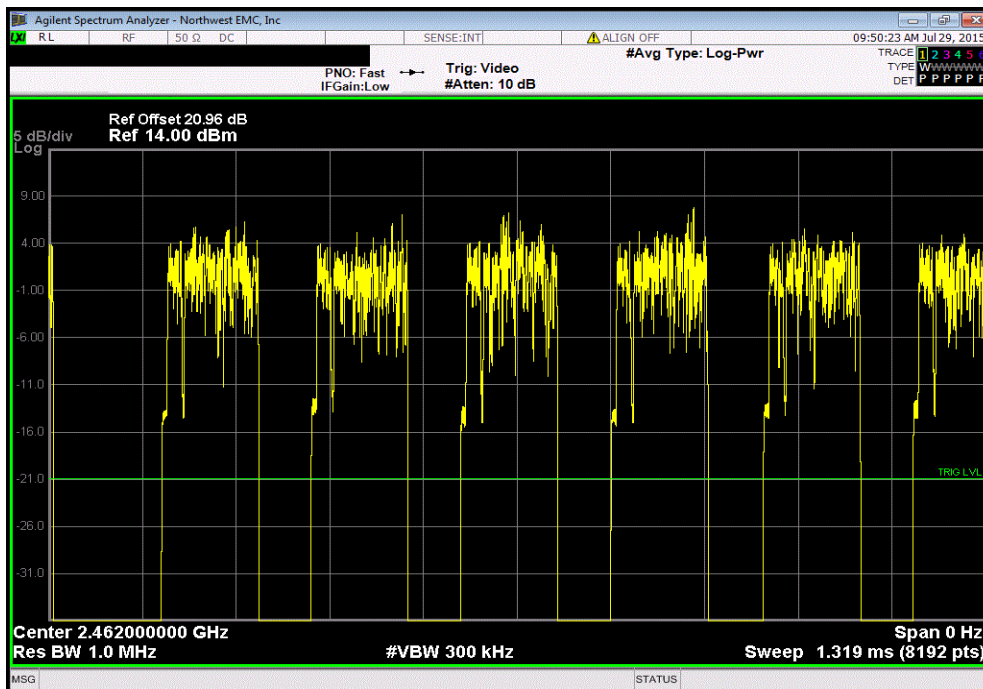


DUTY CYCLE

Chain A, 20 MHz, 2400 MHz - 2483.5 MHz Band, 802.11(n) MCS15, High Channel 11, 2462 MHz						
Pulse Width	Period	Number of Pulses	Value (%)	Limit (%)	Results	
127.967 us	293 us	1	43.7	N/A	N/A	

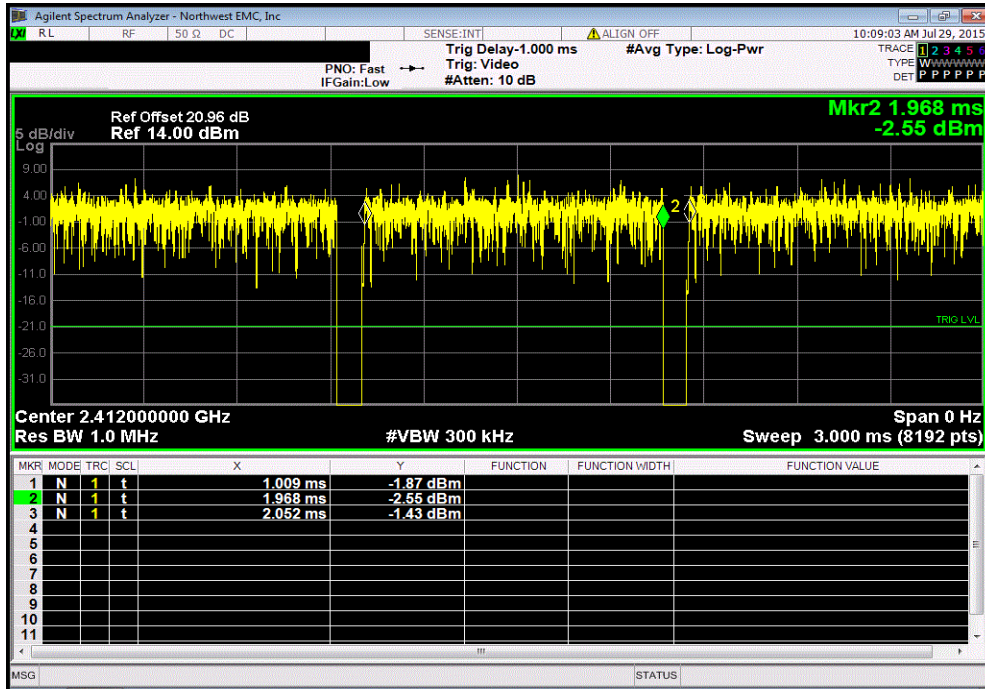


Chain A, 20 MHz, 2400 MHz - 2483.5 MHz Band, 802.11(n) MCS15, High Channel 11, 2462 MHz						
Pulse Width	Period	Number of Pulses	Value (%)	Limit (%)	Results	
N/A	N/A	7	N/A	N/A	N/A	

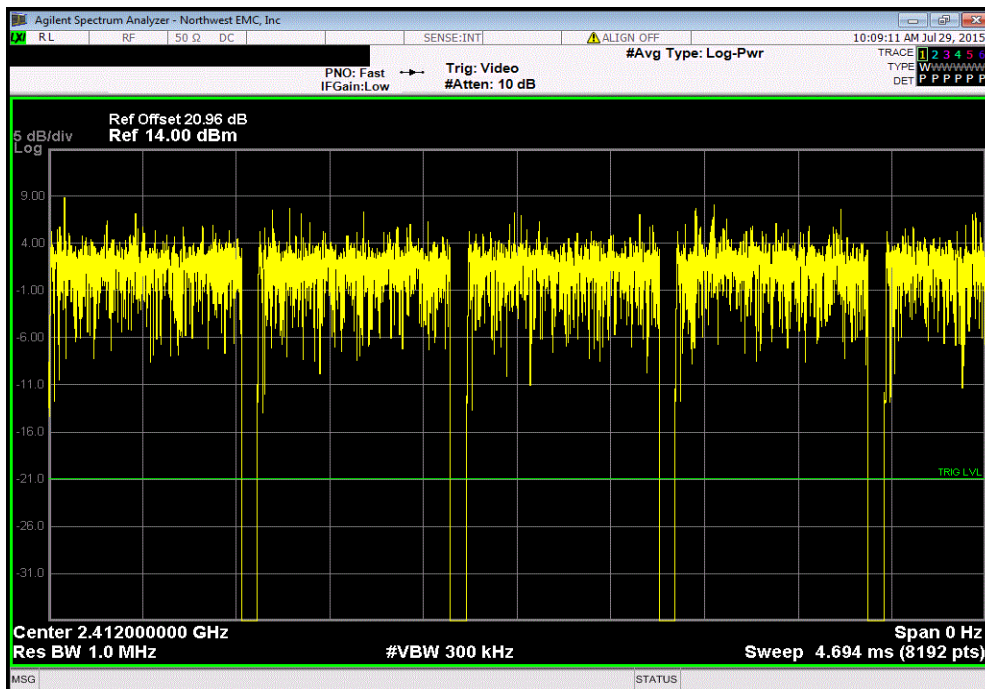


DUTY CYCLE

Chain B, 20 MHz, 2400 MHz - 2483.5 MHz Band, 802.11(n) MCS8, Low Channel 1, 2412 MHz						
Pulse Width	Period	Number of Pulses	Value (%)	Limit (%)	Results	
959.57 us	1.043 ms	1	92	N/A	N/A	

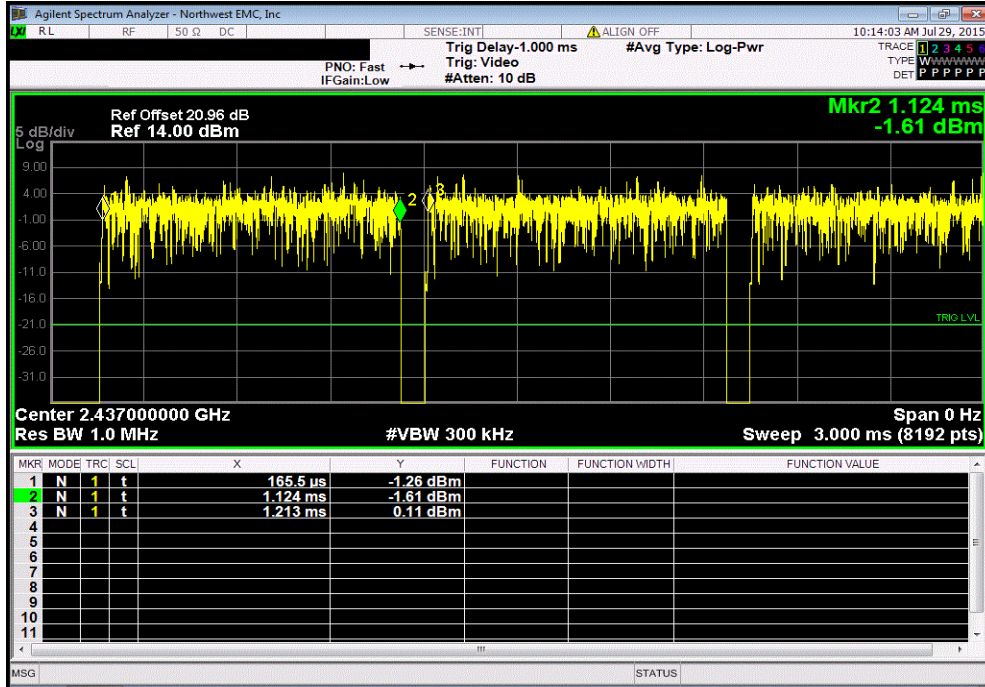


Chain B, 20 MHz, 2400 MHz - 2483.5 MHz Band, 802.11(n) MCS8, Low Channel 1, 2412 MHz						
Pulse Width	Period	Number of Pulses	Value (%)	Limit (%)	Results	
N/A	N/A	5	N/A	N/A	N/A	

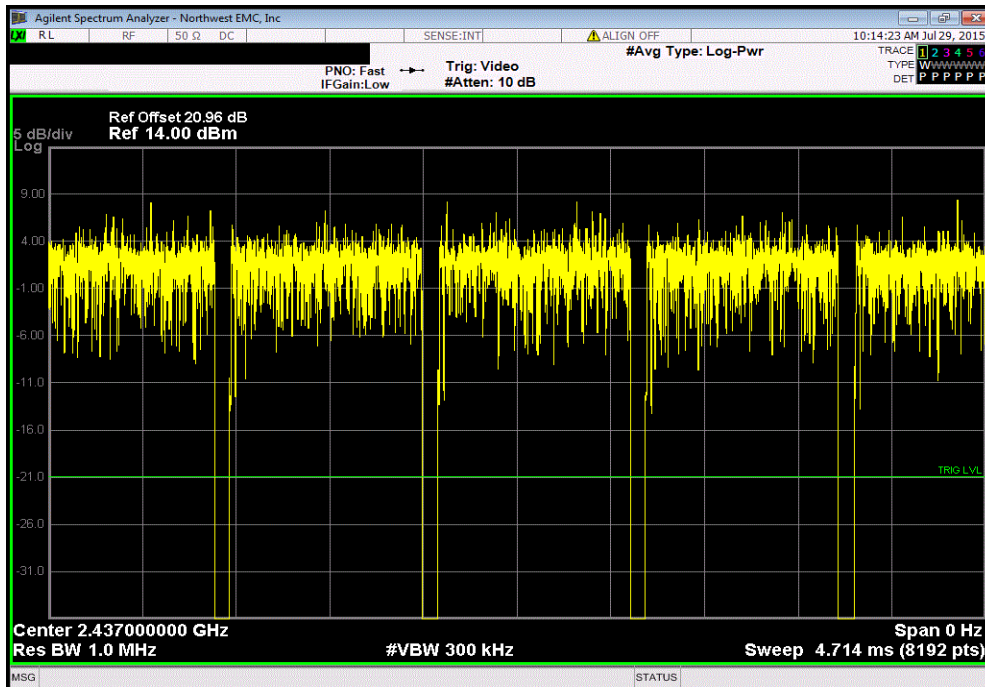


DUTY CYCLE

Chain B, 20 MHz, 2400 MHz - 2483.5 MHz Band, 802.11(n) MCS8, Mid Channel 6, 2437 MHz						
Pulse Width	Period	Number of Pulses	Value (%)	Limit (%)	Results	
958.93 us	1.048 ms	1	91.5	N/A	N/A	

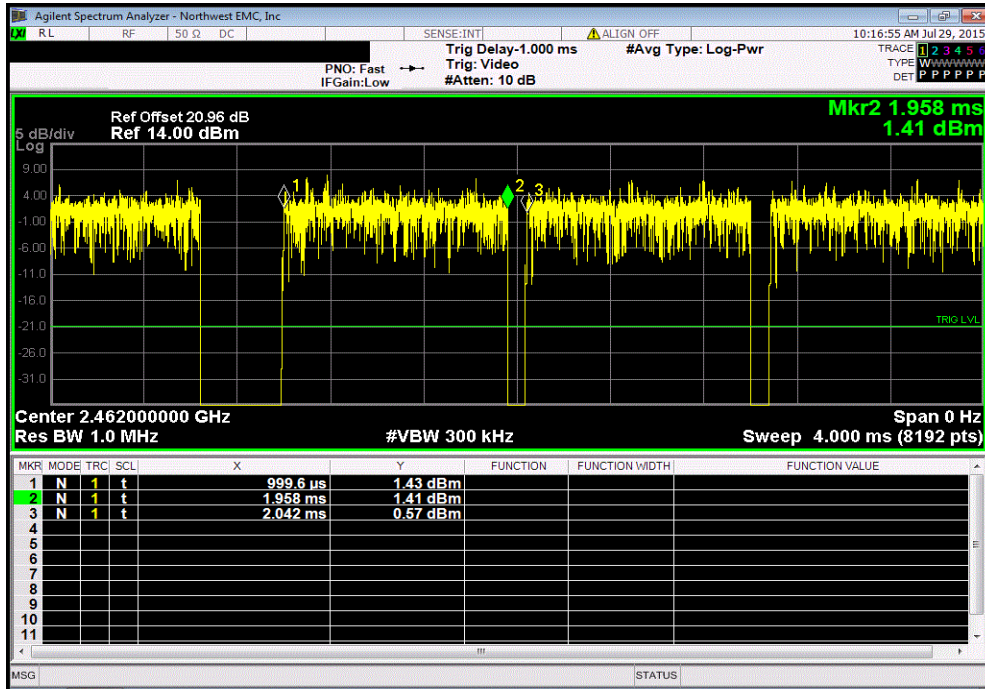


Chain B, 20 MHz, 2400 MHz - 2483.5 MHz Band, 802.11(n) MCS8, Mid Channel 6, 2437 MHz						
Pulse Width	Period	Number of Pulses	Value (%)	Limit (%)	Results	
N/A	N/A	5	N/A	N/A	N/A	

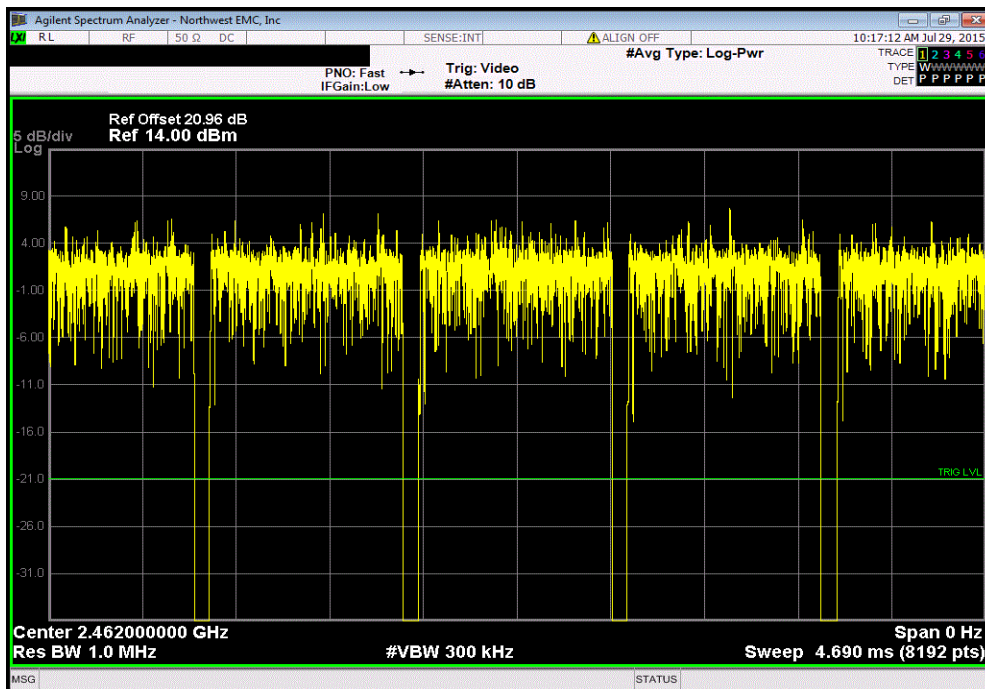


DUTY CYCLE

Chain B, 20 MHz, 2400 MHz - 2483.5 MHz Band, 802.11(n) MCS8, High Channel 11, 2462 MHz						
Pulse Width	Period	Number of Pulses	Value (%)	Limit (%)	Results	
958.15 us	1.042 ms	1	91.9	N/A	N/A	

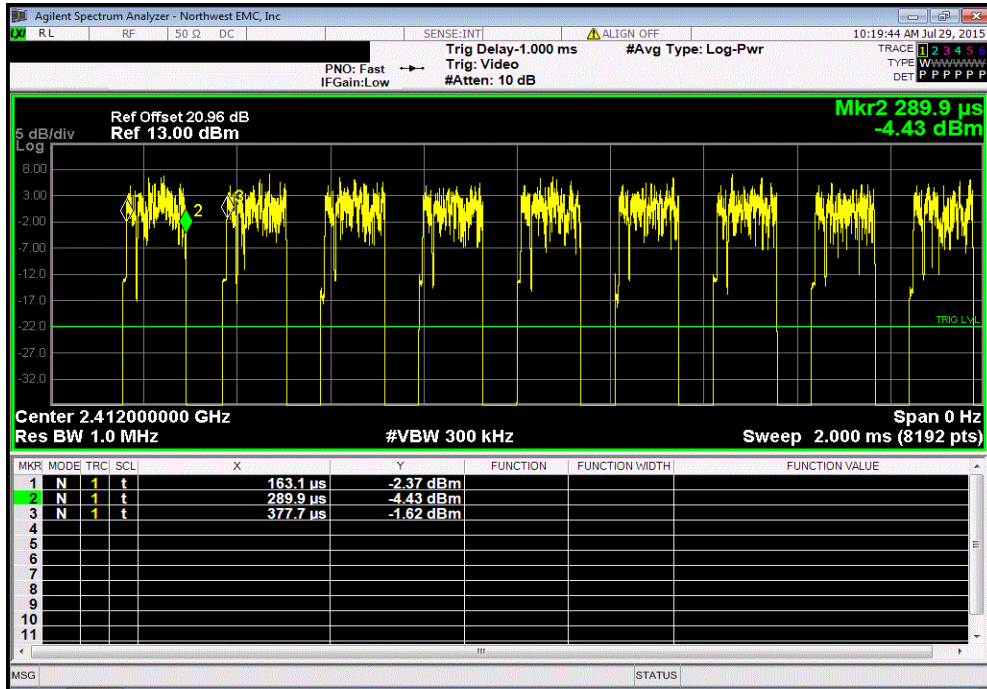


Chain B, 20 MHz, 2400 MHz - 2483.5 MHz Band, 802.11(n) MCS8, High Channel 11, 2462 MHz						
Pulse Width	Period	Number of Pulses	Value (%)	Limit (%)	Results	
N/A	N/A	5	N/A	N/A	N/A	

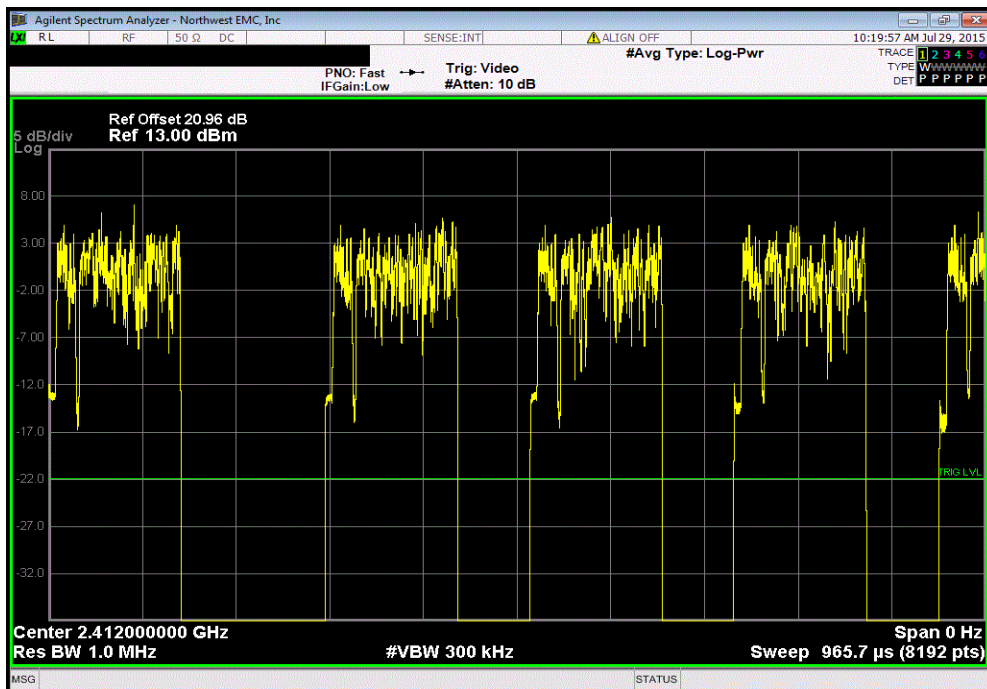


DUTY CYCLE

Chain B, 20 MHz, 2400 MHz - 2483.5 MHz Band, 802.11(n) MCS15, Low Channel 1, 2412 MHz						
Pulse Width	Period	Number of Pulses	Value (%)	Limit (%)	Results	
126.779 us	214.6 us	1	59.1	N/A	N/A	

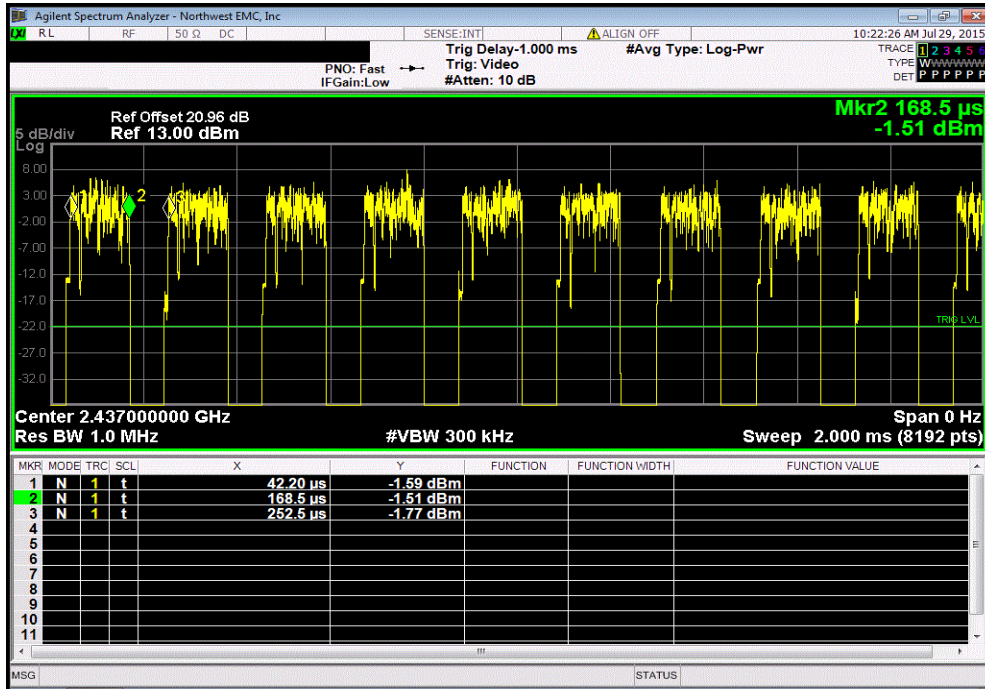


Chain B, 20 MHz, 2400 MHz - 2483.5 MHz Band, 802.11(n) MCS15, Low Channel 1, 2412 MHz						
Pulse Width	Period	Number of Pulses	Value (%)	Limit (%)	Results	
N/A	N/A	5	N/A	N/A	N/A	

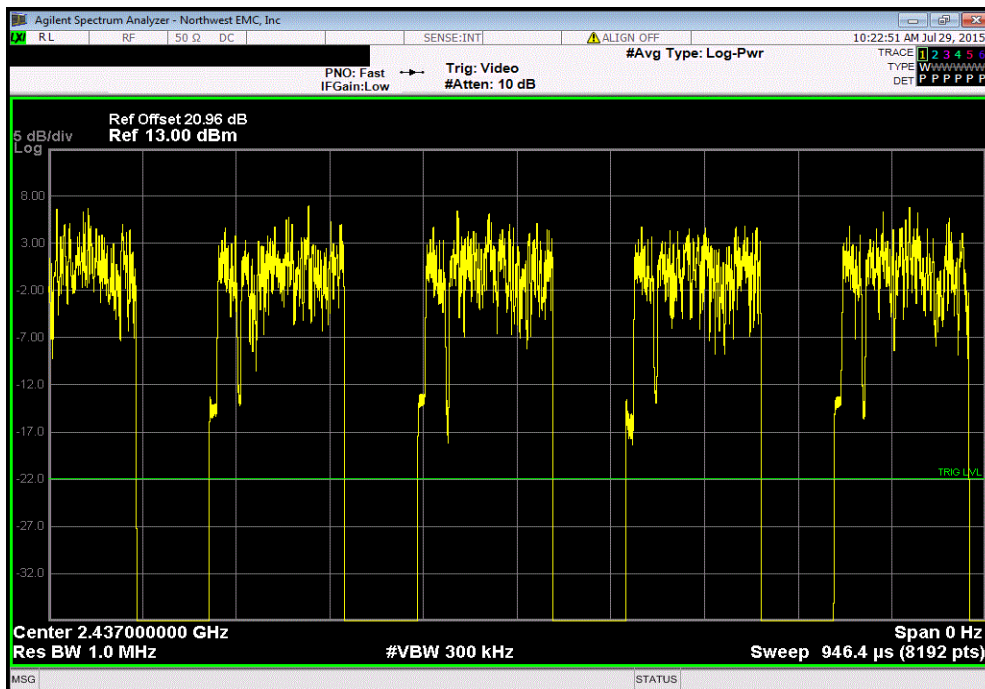


DUTY CYCLE

Chain B, 20 MHz, 2400 MHz - 2483.5 MHz Band, 802.11(n) MCS15, Mid Channel 6, 2437 MHz						
Pulse Width	Period	Number of Pulses	Value (%)	Limit (%)	Results	
126.291 us	210.3 us	1	60.1	N/A	N/A	

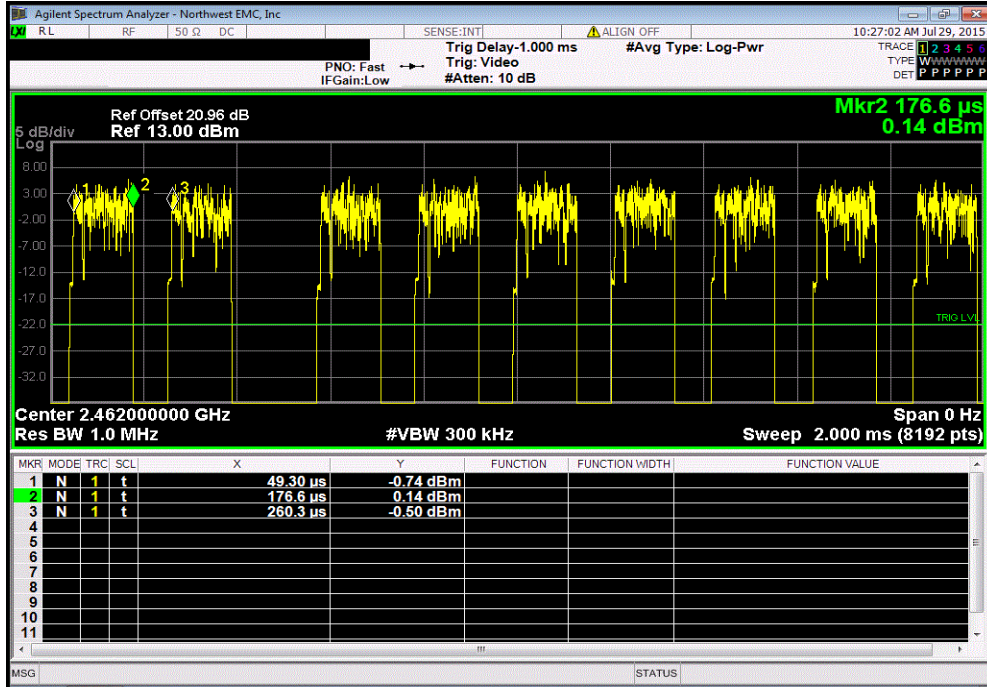


Chain B, 20 MHz, 2400 MHz - 2483.5 MHz Band, 802.11(n) MCS15, Mid Channel 6, 2437 MHz						
Pulse Width	Period	Number of Pulses	Value (%)	Limit (%)	Results	
N/A	N/A	5	N/A	N/A	N/A	

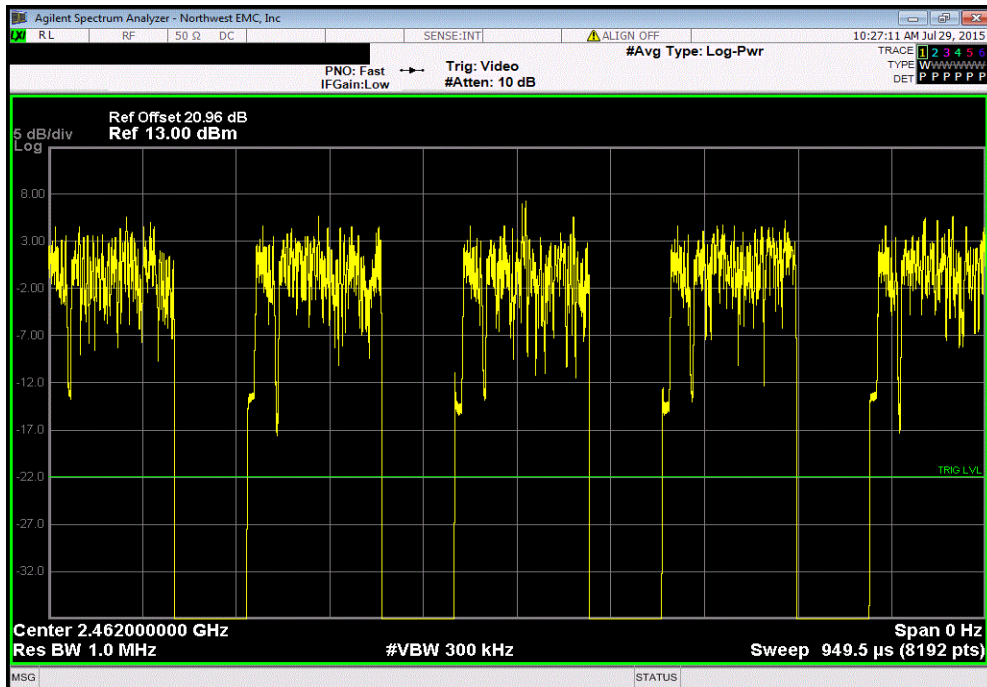


DUTY CYCLE

Chain B, 20 MHz, 2400 MHz - 2483.5 MHz Band, 802.11(n) MCS15, High Channel 11, 2462 MHz						
Pulse Width	Period	Number of Pulses	Value (%)	Limit (%)	Results	
127.267 us	211 us	1	60.3	N/A	N/A	



Chain B, 20 MHz, 2400 MHz - 2483.5 MHz Band, 802.11(n) MCS15, High Channel 11, 2462 MHz						
Pulse Width	Period	Number of Pulses	Value (%)	Limit (%)	Results	
N/A	N/A	5	N/A	N/A	N/A	



DUTY CYCLE

Testing was performed using the mode(s) of operation and configuration(s) noted within the report. The individuals and/or the organization requesting the test provided the modes, configurations and settings used to complete the evaluation. The actual test parameters are specified in the test data, this includes items such as investigated frequency range (scanned) and test levels. The testing methods and performance specifications, as well as the test site used for the evaluation are indicated in the test data.

TEST EQUIPMENT

Description	Manufacturer	Model	ID	Last Cal.	Interval (mos)
Spectrum Analyzer	Agilent	N9010A	AFL	9/20/2014	12
DC Block, 40 GHz	Fairview Microwave	SD3379	AMM	2/27/2015	12
Attenuator, 20dB, 40 GHz	Fairview Microwave	SA4018-20	TQY	2/27/2015	12
Signal Generator, 40 GHz	Agilent	N5173B	TIW	7/15/2014	36

TEST DESCRIPTION

The Duty Cycle (x) of the single channel operation of the radio as controlled by the provided test software was measured for each of the EUT operating modes.

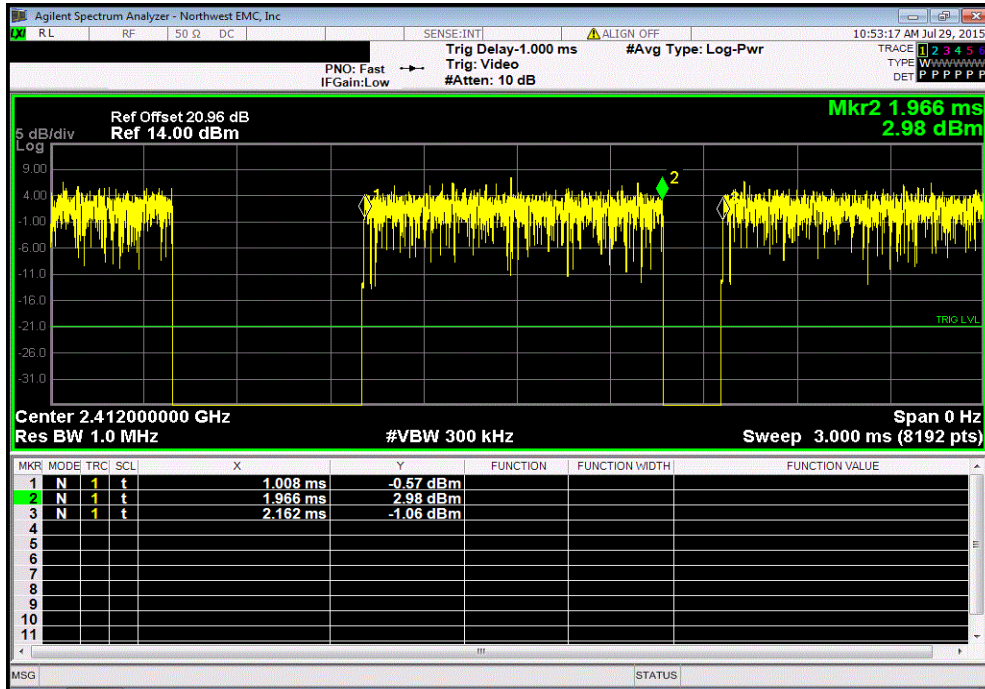
The measurements were made using a zero span on the spectrum analyzer to see the pulses in the time domain. A direct connection was made between the RF output of the EUT and a spectrum analyzer. Attenuation and a DC block were used. The reference level offset on the spectrum analyzer was adjusted to compensate for cable loss and the external attenuation used between the RF output and the spectrum analyzer input.

The duty cycle was calculated by dividing the transmission pulse duration (T) by the total period of a single on and total off time.

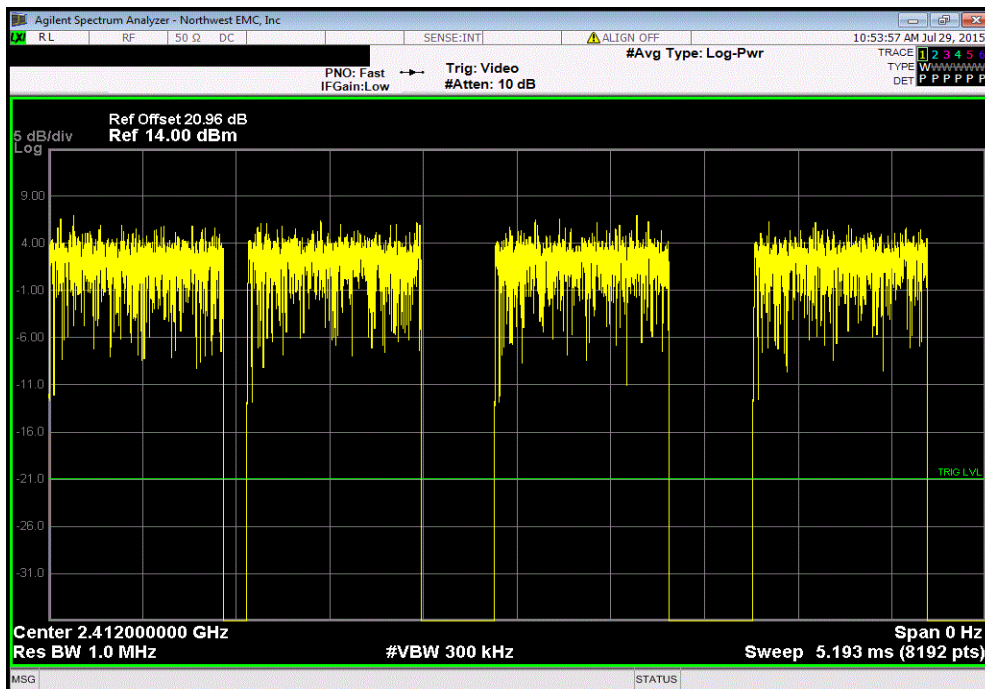
If the transmit duty cycle < 98 percent, burst gating was used during some of the other tests in this report to only measure during the burst duration.

DUTY CYCLE

Chain A, 20 MHz, 2400 MHz - 2483.5 MHz Band, 802.11(n) MCS8, Low Channel 1, 2412 MHz						
Pulse Width	Period	Number of Pulses	Value (%)	Limit (%)	Results	
958.5 us	1.154 ms	1	83.1	N/A	N/A	

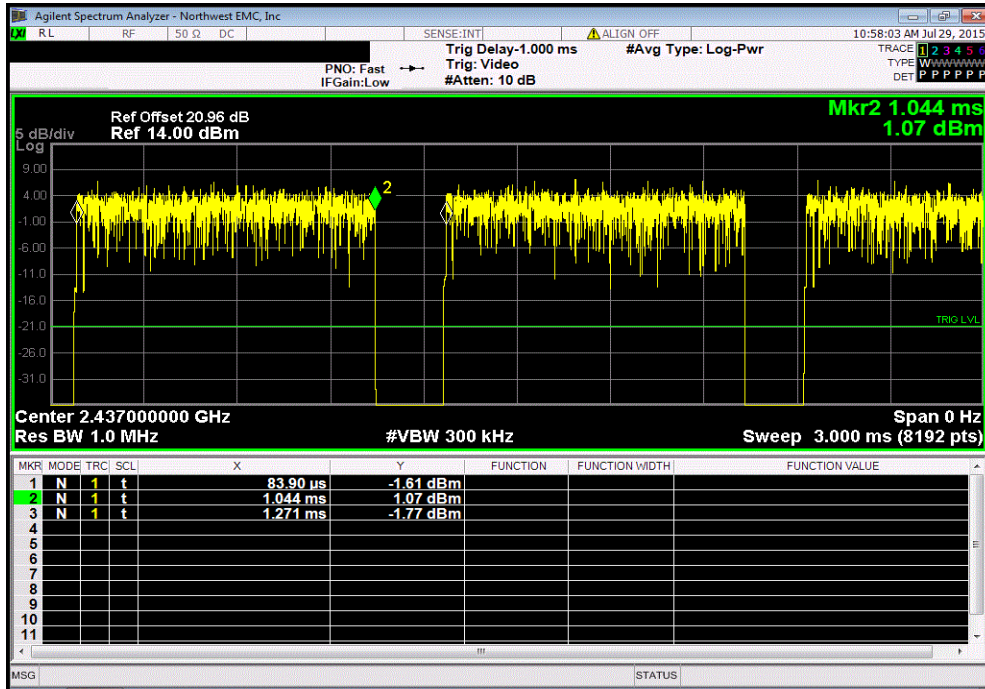


Chain A, 20 MHz, 2400 MHz - 2483.5 MHz Band, 802.11(n) MCS8, Low Channel 1, 2412 MHz						
Pulse Width	Period	Number of Pulses	Value (%)	Limit (%)	Results	
N/A	N/A	4	N/A	N/A	N/A	

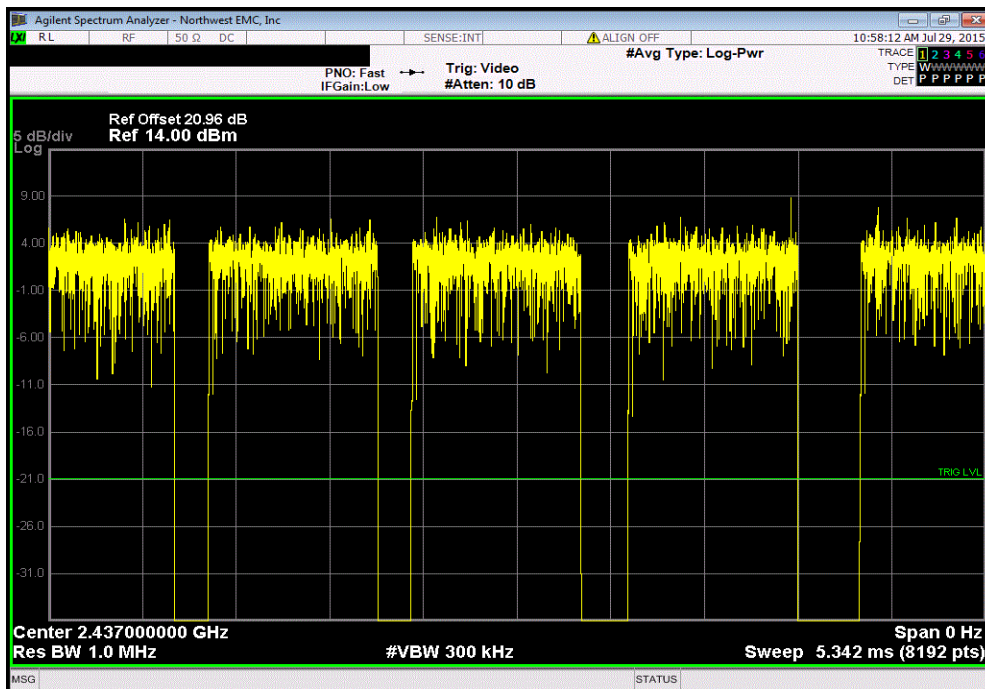


DUTY CYCLE

Chain A, 20 MHz, 2400 MHz - 2483.5 MHz Band, 802.11(n) MCS8, Mid Channel 6, 2437 MHz						
Pulse Width	Period	Number of Pulses	Value (%)	Limit (%)	Results	
960.27 us	1.187 ms	1	80.9	N/A	N/A	

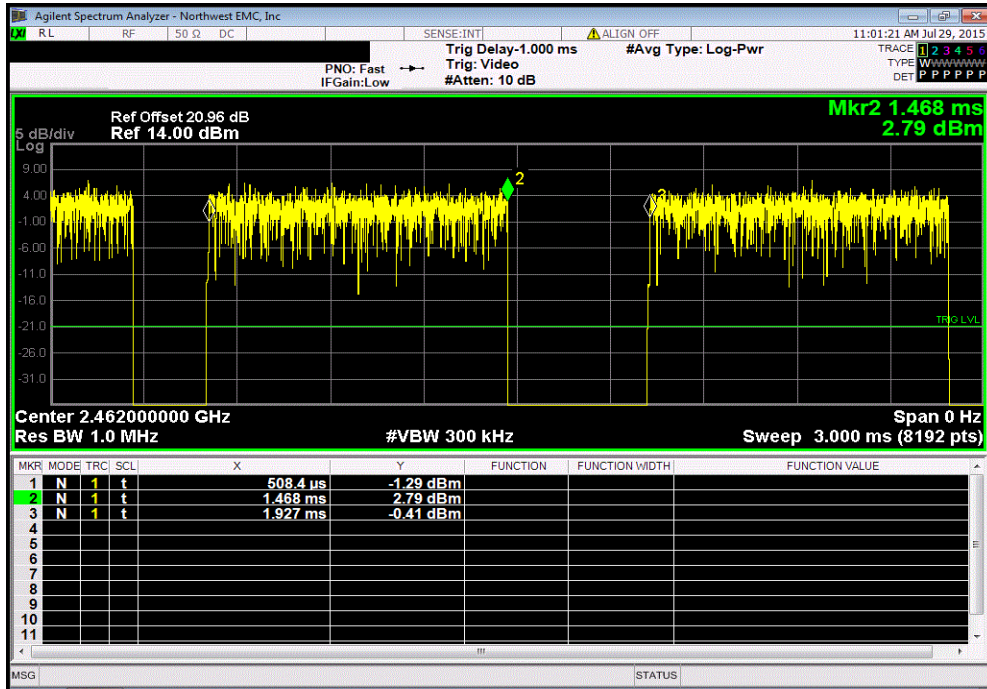


Chain A, 20 MHz, 2400 MHz - 2483.5 MHz Band, 802.11(n) MCS8, Mid Channel 6, 2437 MHz						
Pulse Width	Period	Number of Pulses	Value (%)	Limit (%)	Results	
N/A	N/A	5	N/A	N/A	N/A	

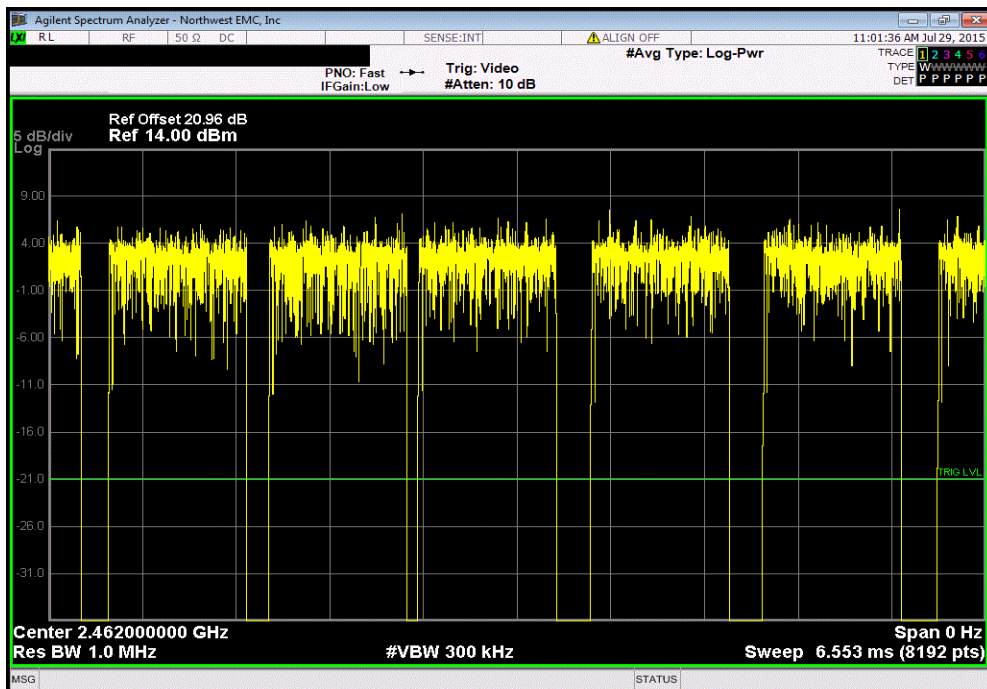


DUTY CYCLE

Chain A, 20 MHz, 2400 MHz - 2483.5 MHz Band, 802.11(n) MCS8, High Channel 11, 2462 MHz						
Pulse Width	Period	Number of Pulses	Value (%)	Limit (%)	Results	
959.6 us	1.419 ms	1	67.6	N/A	N/A	

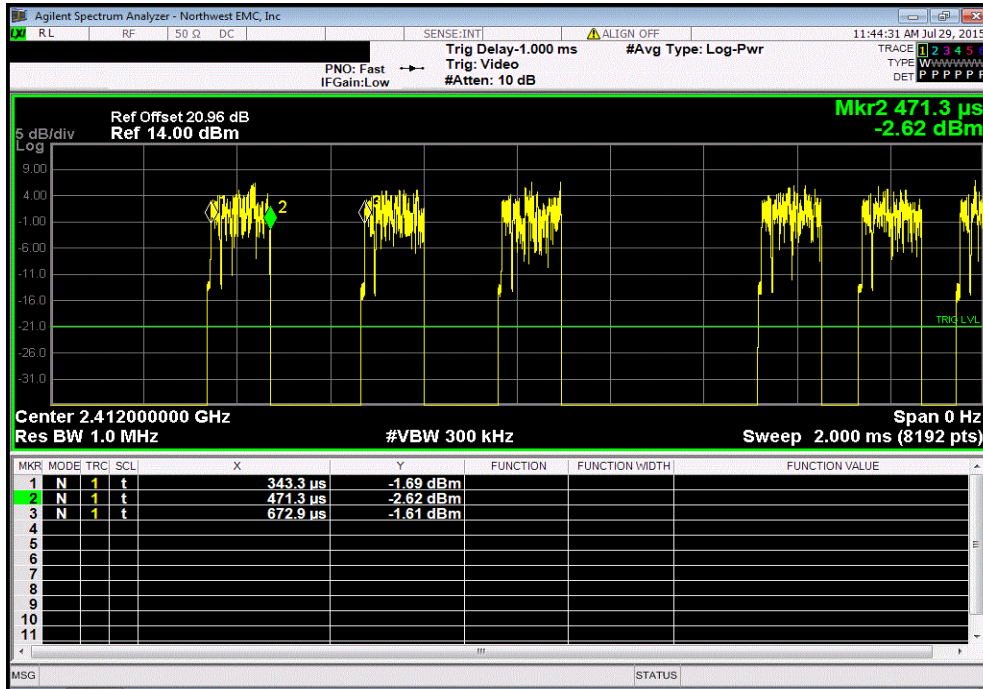


Chain A, 20 MHz, 2400 MHz - 2483.5 MHz Band, 802.11(n) MCS8, High Channel 11, 2462 MHz						
Pulse Width	Period	Number of Pulses	Value (%)	Limit (%)	Results	
N/A	N/A	7	N/A	N/A	N/A	

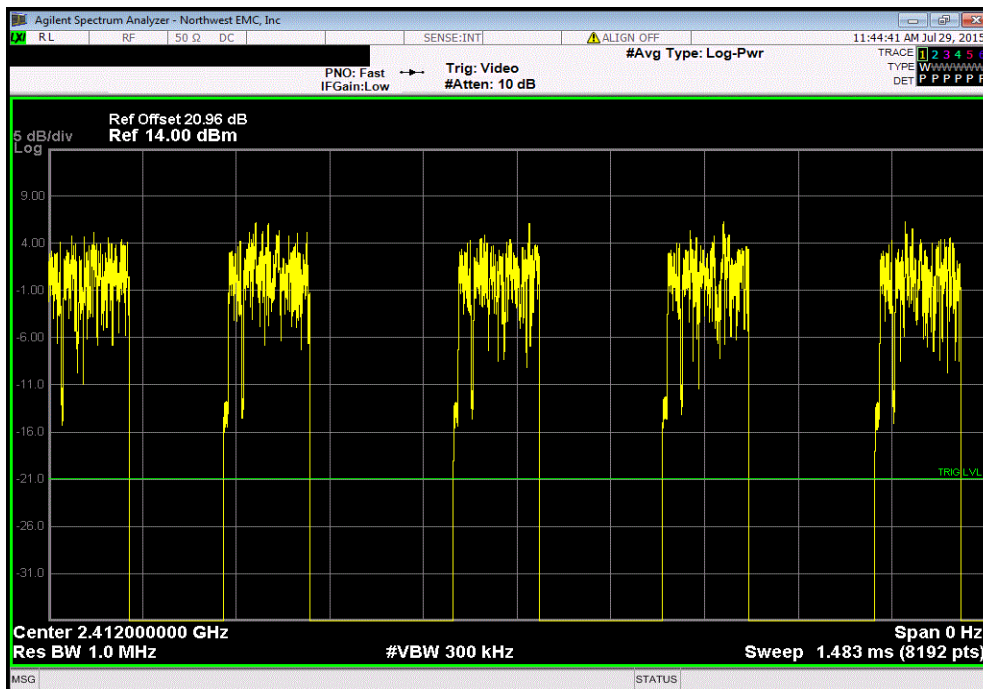


DUTY CYCLE

Chain A, 20 MHz, 2400 MHz - 2483.5 MHz Band, 802.11(n) MCS15, Low Channel 1, 2412 MHz						
Pulse Width	Period	Number of Pulses	Value (%)	Limit (%)	Results	
127.967 us	329.6 us	1	38.8	N/A	N/A	

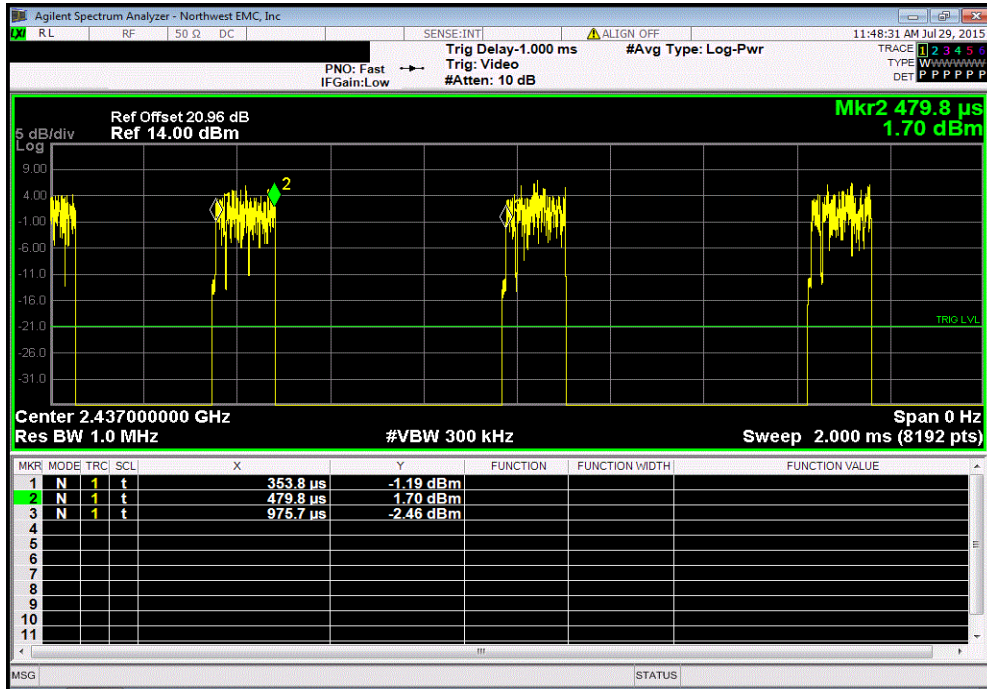


Chain A, 20 MHz, 2400 MHz - 2483.5 MHz Band, 802.11(n) MCS15, Low Channel 1, 2412 MHz						
Pulse Width	Period	Number of Pulses	Value (%)	Limit (%)	Results	
N/A	N/A	5	N/A	N/A	N/A	

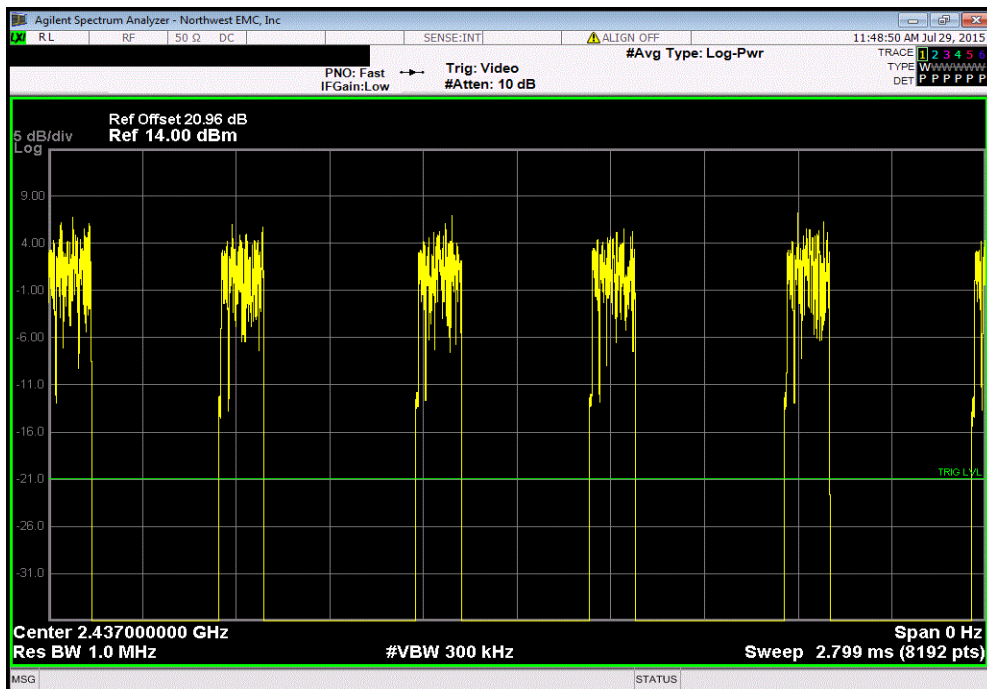


DUTY CYCLE

Chain A, 20 MHz, 2400 MHz - 2483.5 MHz Band, 802.11(n) MCS15, Mid Channel 6, 2437 MHz						
Pulse Width	Period	Number of Pulses	Value (%)	Limit (%)	Results	
125.958 us	621.9 us	1	20.3	N/A	N/A	

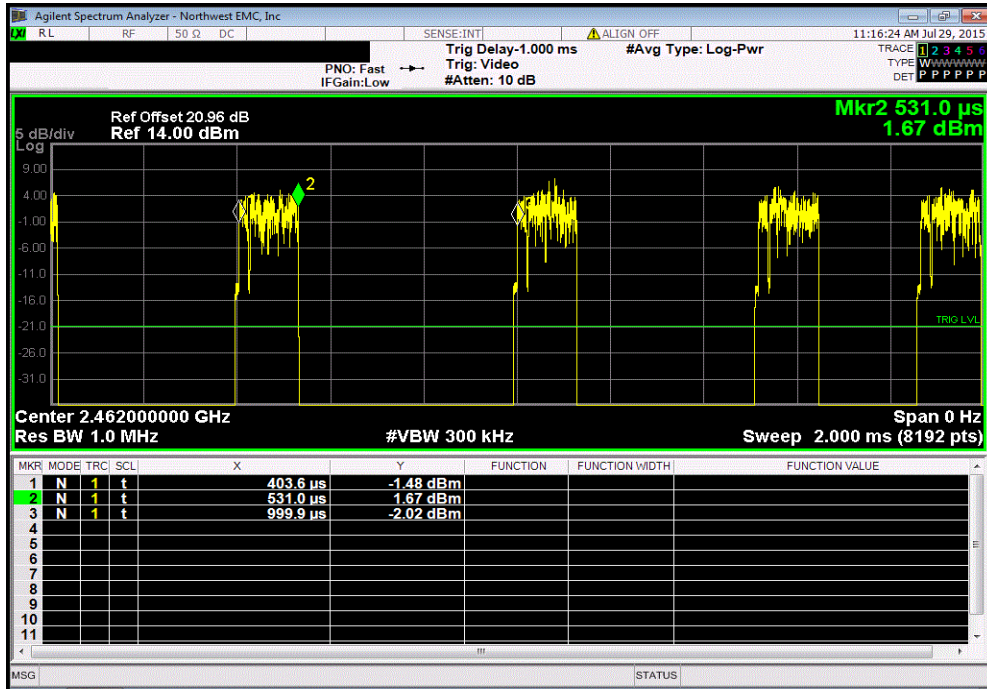


Chain A, 20 MHz, 2400 MHz - 2483.5 MHz Band, 802.11(n) MCS15, Mid Channel 6, 2437 MHz						
Pulse Width	Period	Number of Pulses	Value (%)	Limit (%)	Results	
N/A	N/A	6	N/A	N/A	N/A	

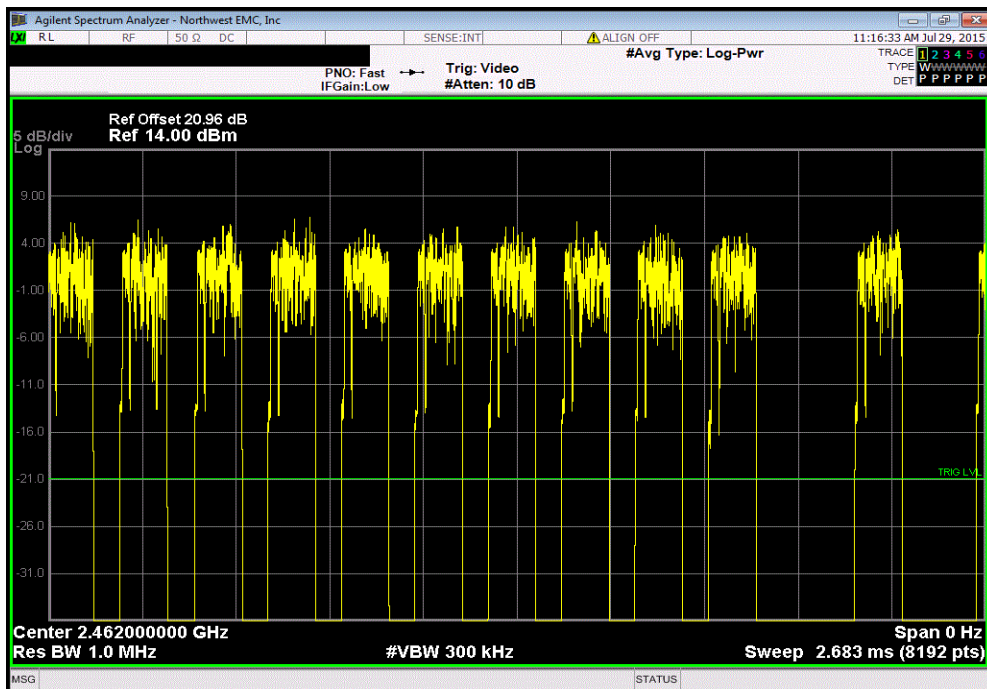


DUTY CYCLE

Chain A, 20 MHz, 2400 MHz - 2483.5 MHz Band, 802.11(n) MCS15, High Channel 11, 2462 MHz						
Pulse Width	Period	Number of Pulses	Value (%)	Limit (%)	Results	
127.423 us	596.3 us	1	21.4	N/A	N/A	

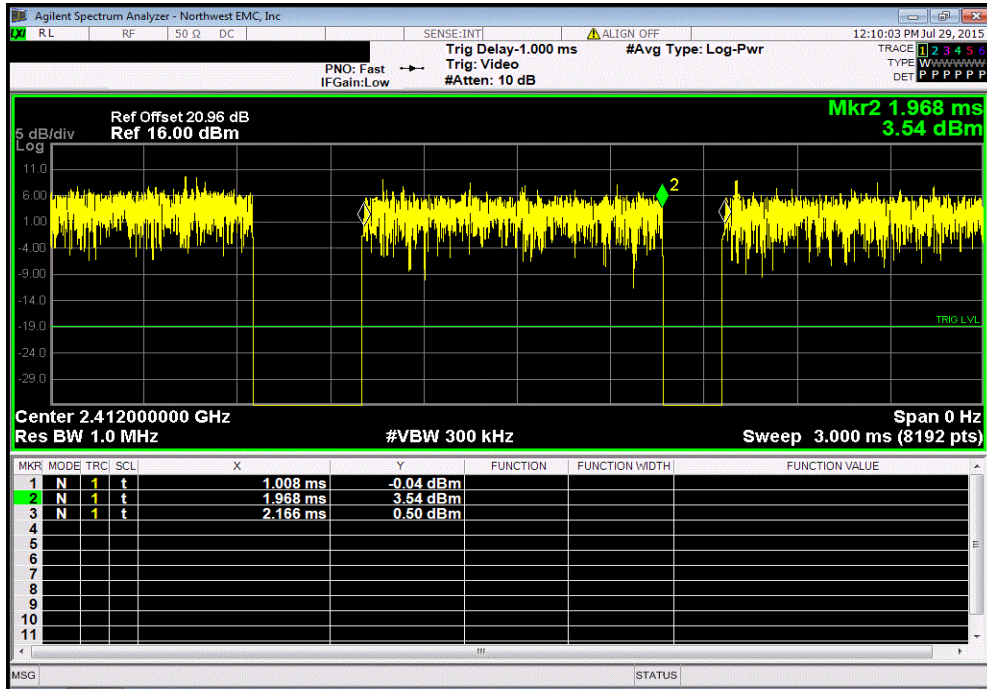


Chain A, 20 MHz, 2400 MHz - 2483.5 MHz Band, 802.11(n) MCS15, High Channel 11, 2462 MHz						
Pulse Width	Period	Number of Pulses	Value (%)	Limit (%)	Results	
N/A	N/A	12	N/A	N/A	N/A	

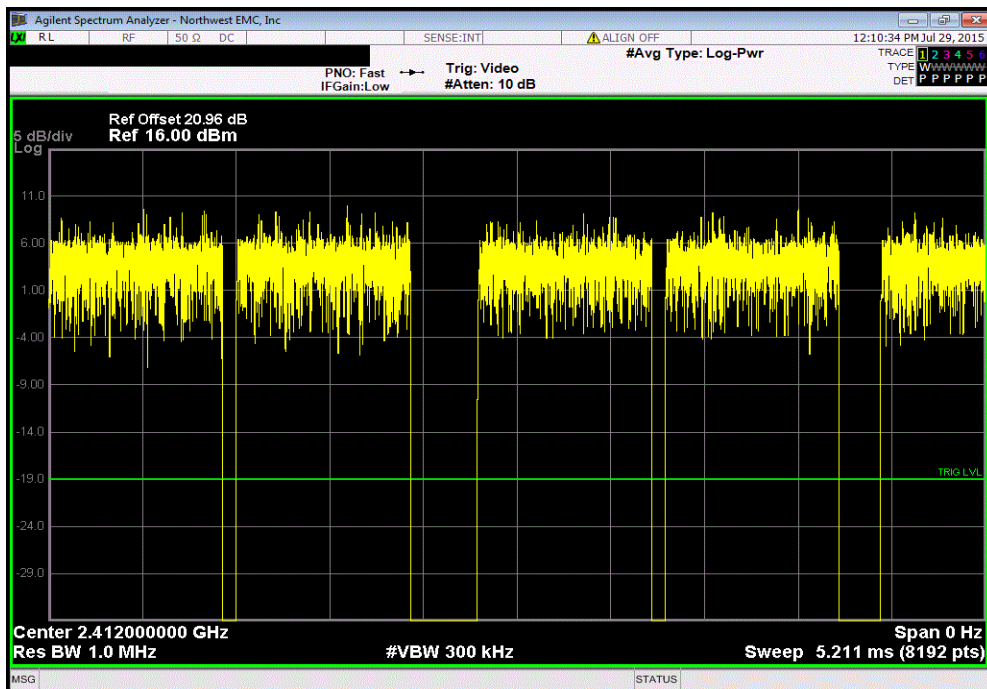


DUTY CYCLE

Chain C, 20 MHz, 2400 MHz - 2483.5 MHz Band, 802.11(n) MCS8, Low Channel 1, 2412 MHz						
Pulse Width	Period	Number of Pulses	Value (%)	Limit (%)	Results	
959.93 us	1.158 ms	1	82.9	N/A	N/A	

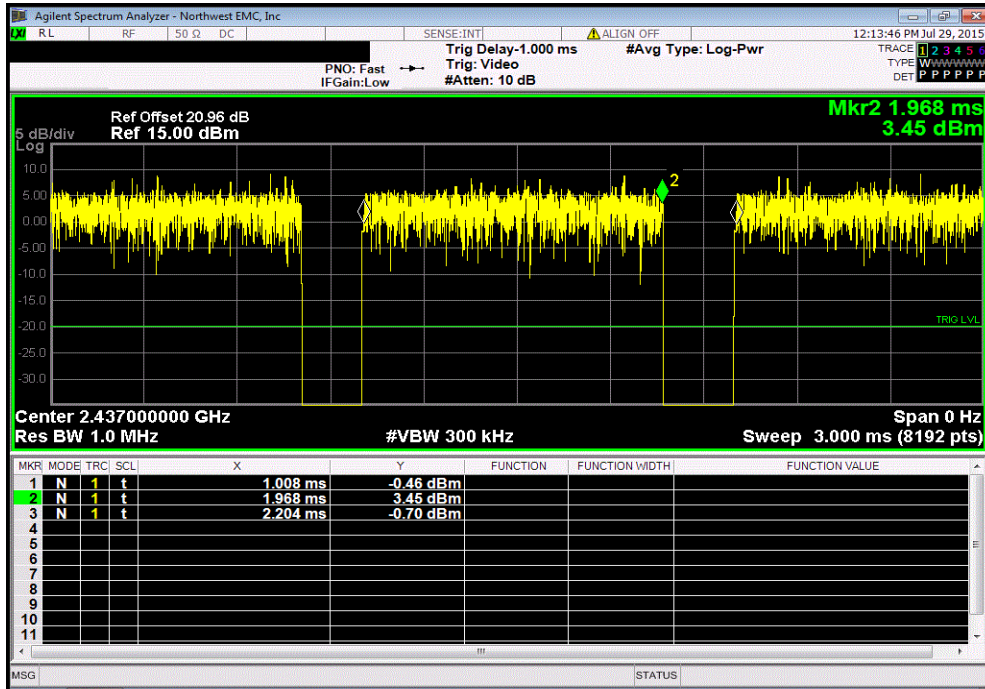


Chain C, 20 MHz, 2400 MHz - 2483.5 MHz Band, 802.11(n) MCS8, Low Channel 1, 2412 MHz						
Pulse Width	Period	Number of Pulses	Value (%)	Limit (%)	Results	
N/A	N/A	5	N/A	N/A	N/A	

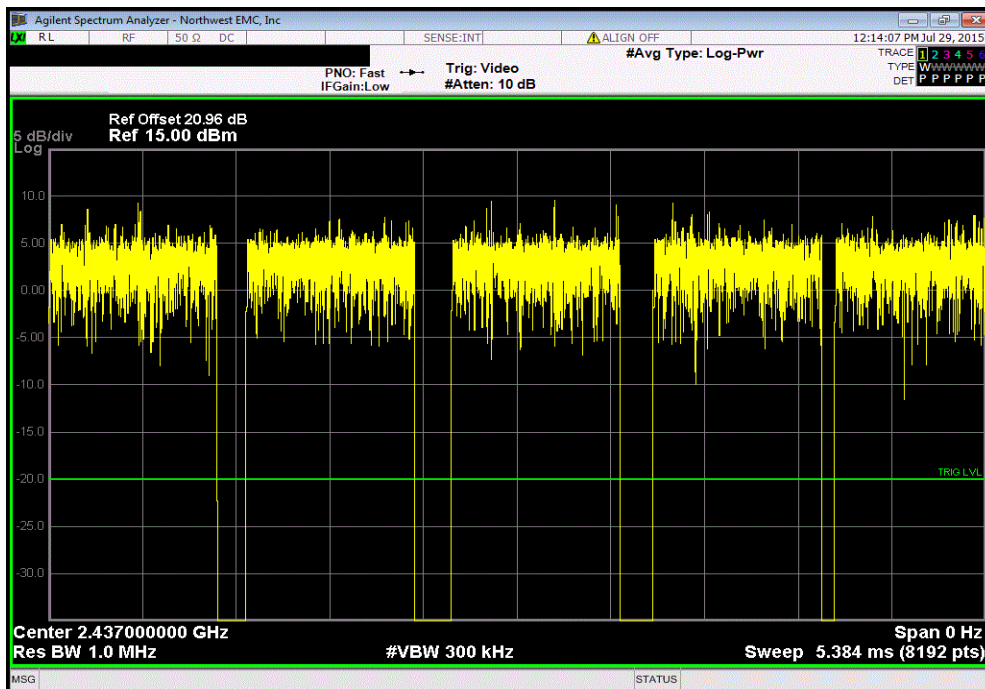


DUTY CYCLE

Chain C, 20 MHz, 2400 MHz - 2483.5 MHz Band, 802.11(n) MCS8, Mid Channel 6, 2437 MHz						
Pulse Width	Period	Number of Pulses	Value (%)	Limit (%)	Results	
959.93 us	1.197 ms	1	80.2	N/A	N/A	

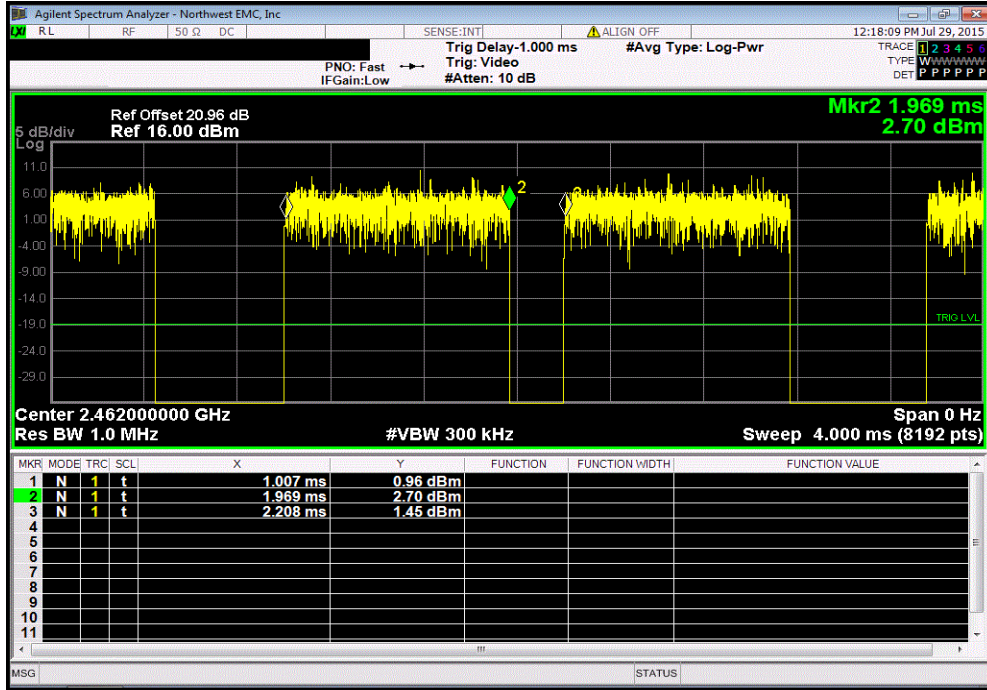


Chain C, 20 MHz, 2400 MHz - 2483.5 MHz Band, 802.11(n) MCS8, Mid Channel 6, 2437 MHz						
Pulse Width	Period	Number of Pulses	Value (%)	Limit (%)	Results	
N/A	N/A	5	N/A	N/A	N/A	

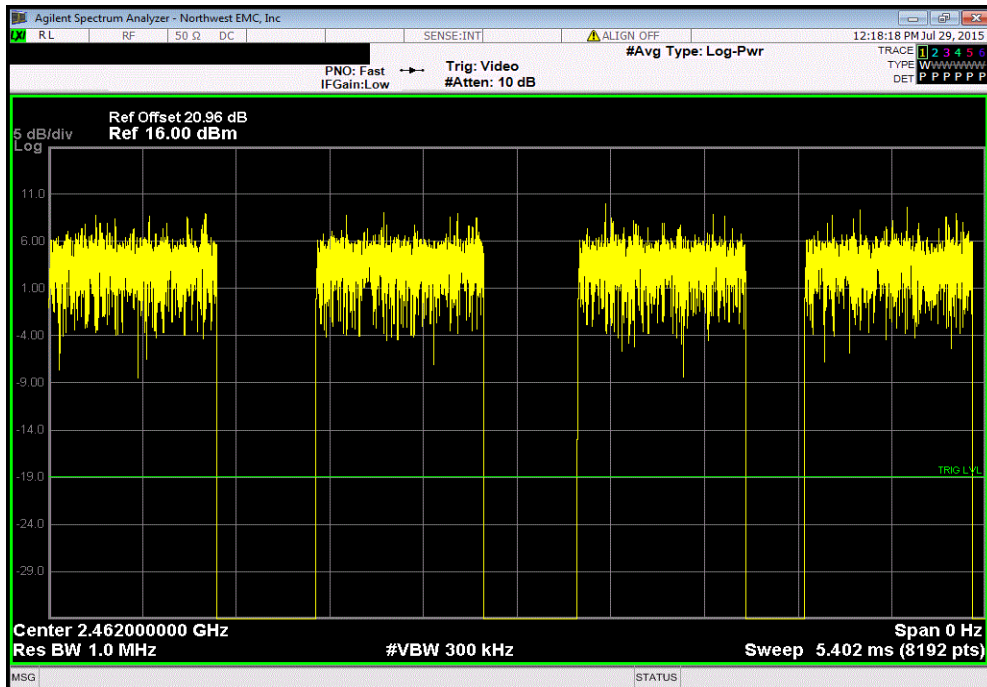


DUTY CYCLE

Chain C, 20 MHz, 2400 MHz - 2483.5 MHz Band, 802.11(n) MCS8, High Channel 11, 2462 MHz						
Pulse Width	Period	Number of Pulses	Value (%)	Limit (%)	Results	
961.11 us	1.2 ms	1	80.1	N/A	N/A	

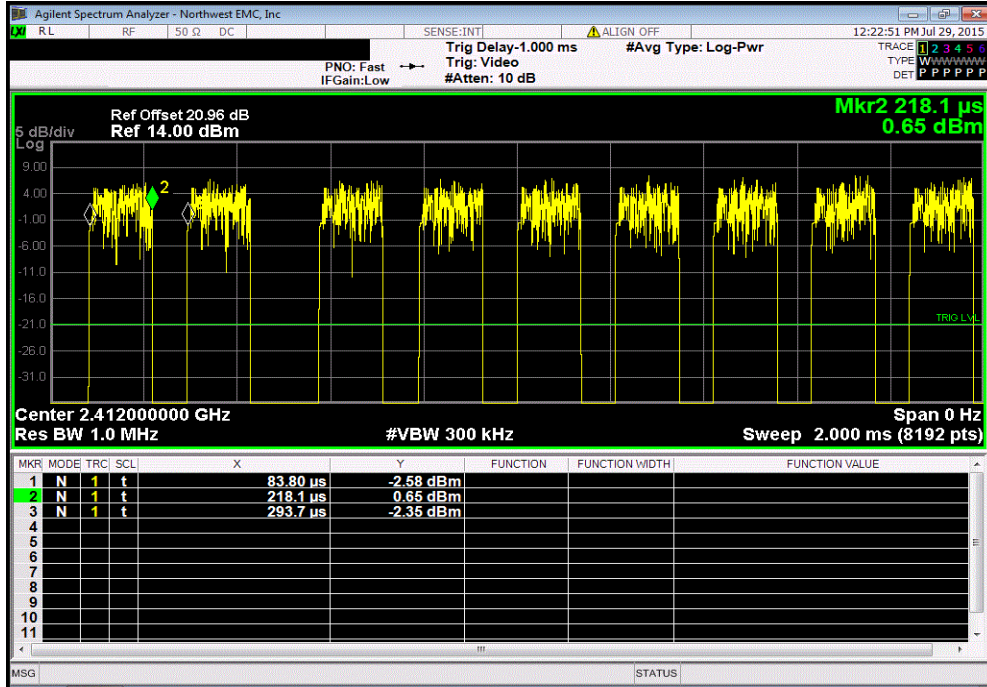


Chain C, 20 MHz, 2400 MHz - 2483.5 MHz Band, 802.11(n) MCS8, High Channel 11, 2462 MHz						
Pulse Width	Period	Number of Pulses	Value (%)	Limit (%)	Results	
N/A	N/A	4	N/A	N/A	N/A	

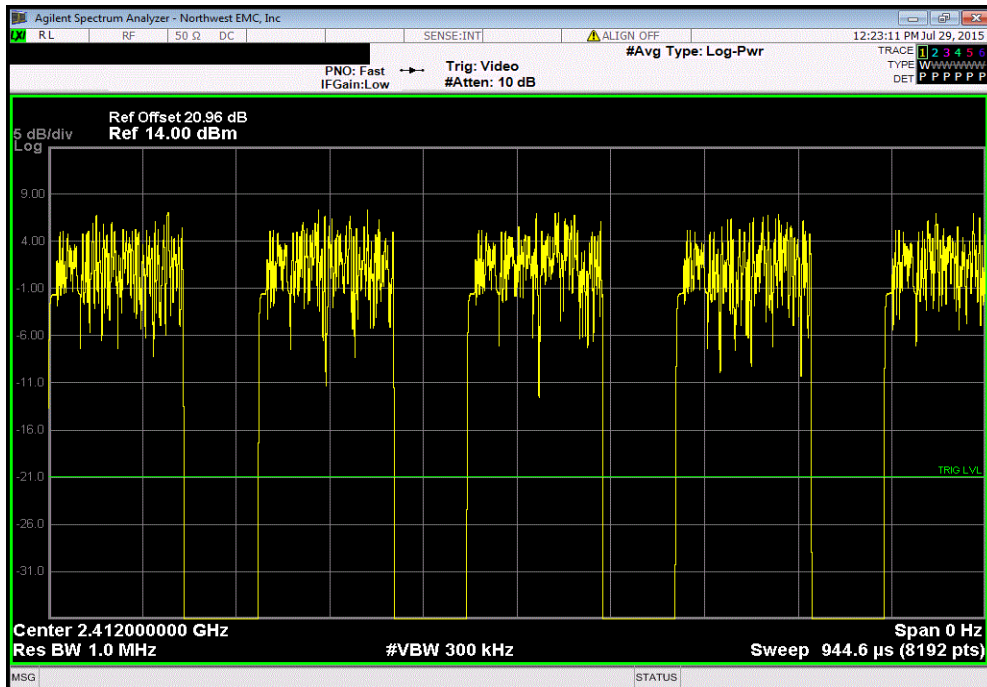


DUTY CYCLE

Chain C, 20 MHz, 2400 MHz - 2483.5 MHz Band, 802.11(n) MCS15, Low Channel 1, 2412 MHz						
Pulse Width	Period	Number of Pulses	Value (%)	Limit (%)	Results	
134.267 us	209.9 us	1	64	N/A	N/A	

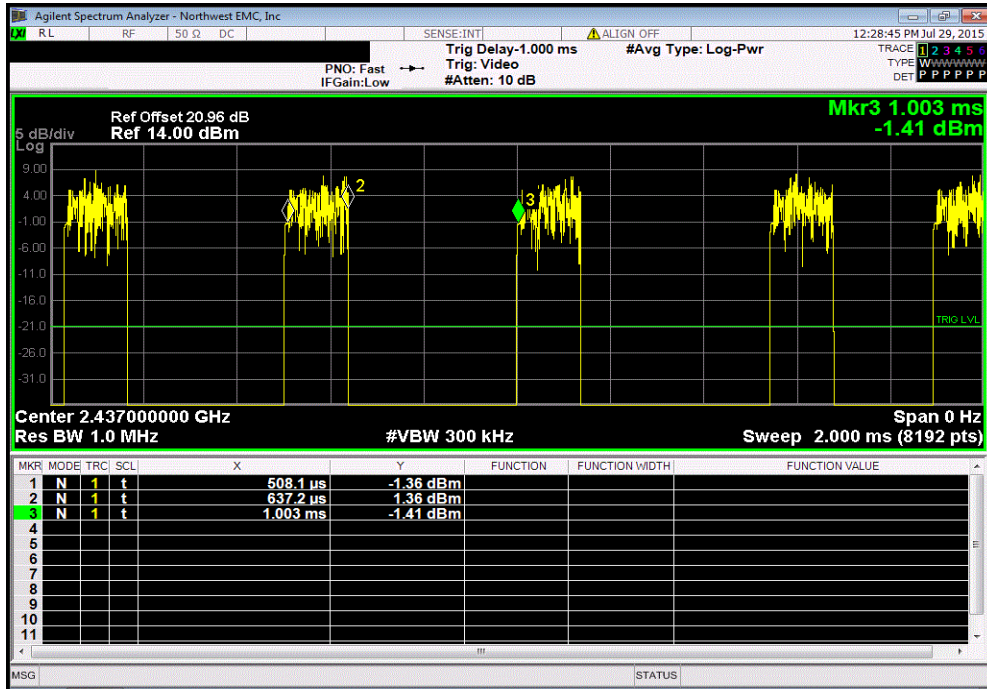


Chain C, 20 MHz, 2400 MHz - 2483.5 MHz Band, 802.11(n) MCS15, Low Channel 1, 2412 MHz						
Pulse Width	Period	Number of Pulses	Value (%)	Limit (%)	Results	
N/A	N/A	5	N/A	N/A	N/A	

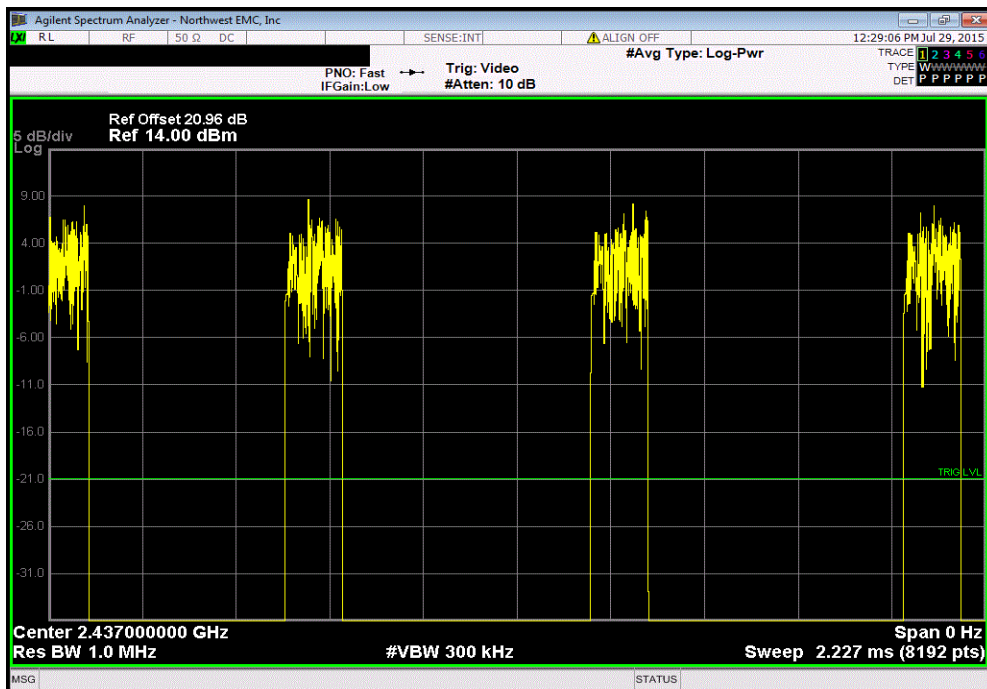


DUTY CYCLE

Chain C, 20 MHz, 2400 MHz - 2483.5 MHz Band, 802.11(n) MCS15, Mid Channel 6, 2437 MHz						
Pulse Width	Period	Number of Pulses	Value (%)	Limit (%)	Results	
129.095 us	494.887 us	1	26.1	N/A	N/A	

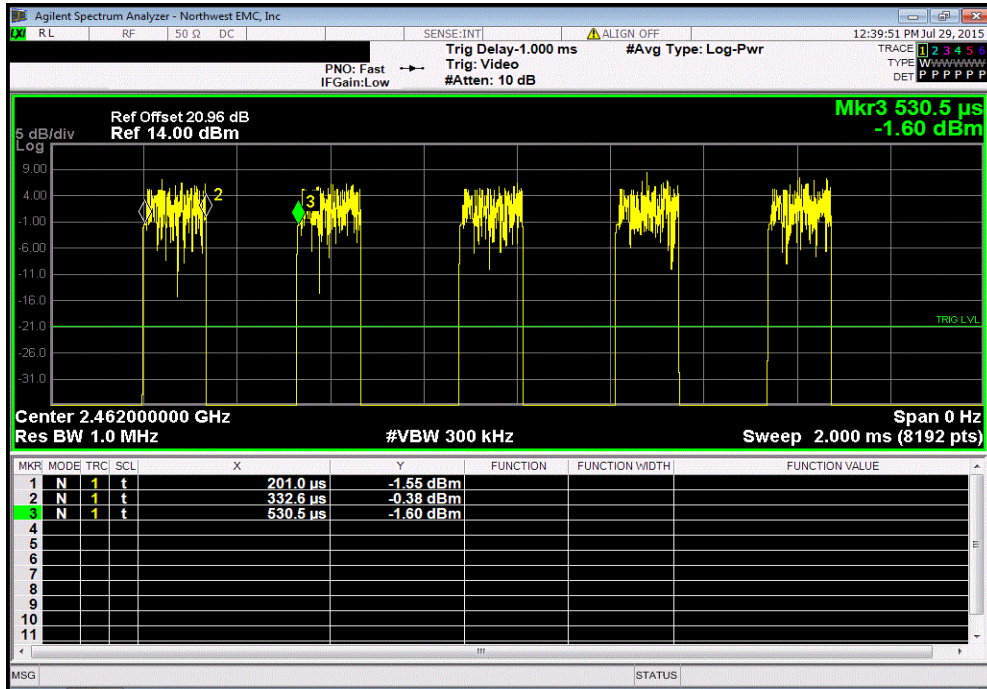


Chain C, 20 MHz, 2400 MHz - 2483.5 MHz Band, 802.11(n) MCS15, Mid Channel 6, 2437 MHz						
Pulse Width	Period	Number of Pulses	Value (%)	Limit (%)	Results	
N/A	N/A	4	N/A	N/A	N/A	

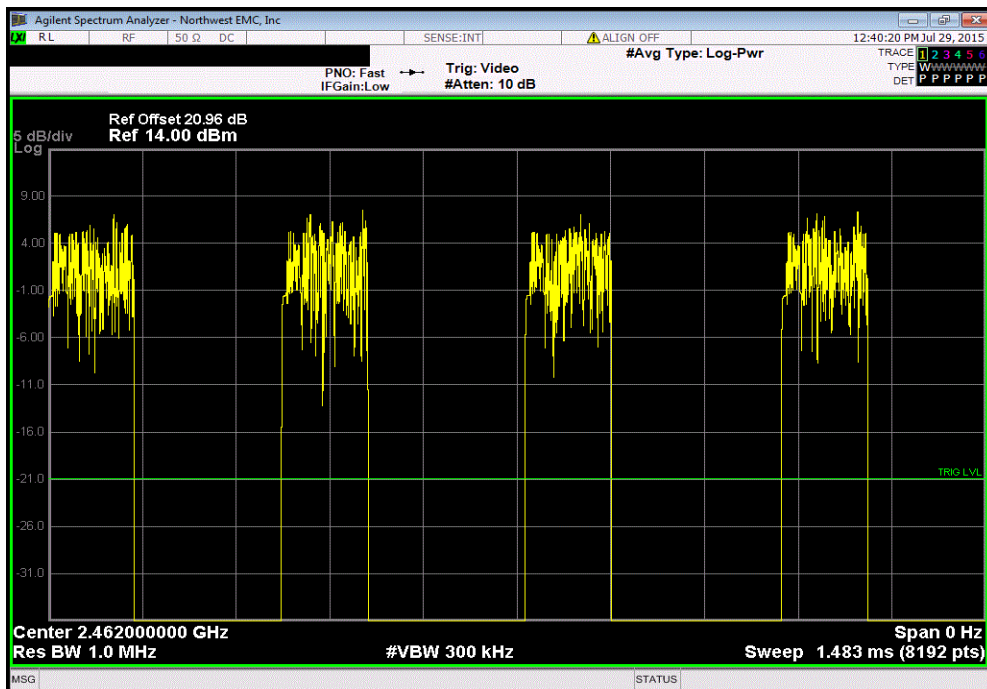


DUTY CYCLE

Chain C, 20 MHz, 2400 MHz - 2483.5 MHz Band, 802.11(n) MCS15, High Channel 11, 2462 MHz						
Pulse Width	Period	Number of Pulses	Value (%)	Limit (%)	Results	
131.597 us	329.55 us	1	39.9	N/A	N/A	



Chain C, 20 MHz, 2400 MHz - 2483.5 MHz Band, 802.11(n) MCS15, High Channel 11, 2462 MHz						
Pulse Width	Period	Number of Pulses	Value (%)	Limit (%)	Results	
N/A	N/A	4	N/A	N/A	N/A	



DUTY CYCLE

Testing was performed using the mode(s) of operation and configuration(s) noted within the report. The individuals and/or the organization requesting the test provided the modes, configurations and settings used to complete the evaluation. The actual test parameters are specified in the test data, this includes items such as investigated frequency range (scanned) and test levels. The testing methods and performance specifications, as well as the test site used for the evaluation are indicated in the test data.

TEST EQUIPMENT

Description	Manufacturer	Model	ID	Last Cal.	Interval (mos)
Spectrum Analyzer	Agilent	N9010A	AFL	9/20/2014	12
DC Block, 40 GHz	Fairview Microwave	SD3379	AMM	2/27/2015	12
Attenuator, 20dB, 40 GHz	Fairview Microwave	SA4018-20	TQY	2/27/2015	12
Signal Generator, 40 GHz	Agilent	N5173B	TIW	7/15/2014	36

TEST DESCRIPTION

The Duty Cycle (x) of the single channel operation of the radio as controlled by the provided test software was measured for each of the EUT operating modes.

The measurements were made using a zero span on the spectrum analyzer to see the pulses in the time domain. A direct connection was made between the RF output of the EUT and a spectrum analyzer. Attenuation and a DC block were used. The reference level offset on the spectrum analyzer was adjusted to compensate for cable loss and the external attenuation used between the RF output and the spectrum analyzer input.

The duty cycle was calculated by dividing the transmission pulse duration (T) by the total period of a single on and total off time.

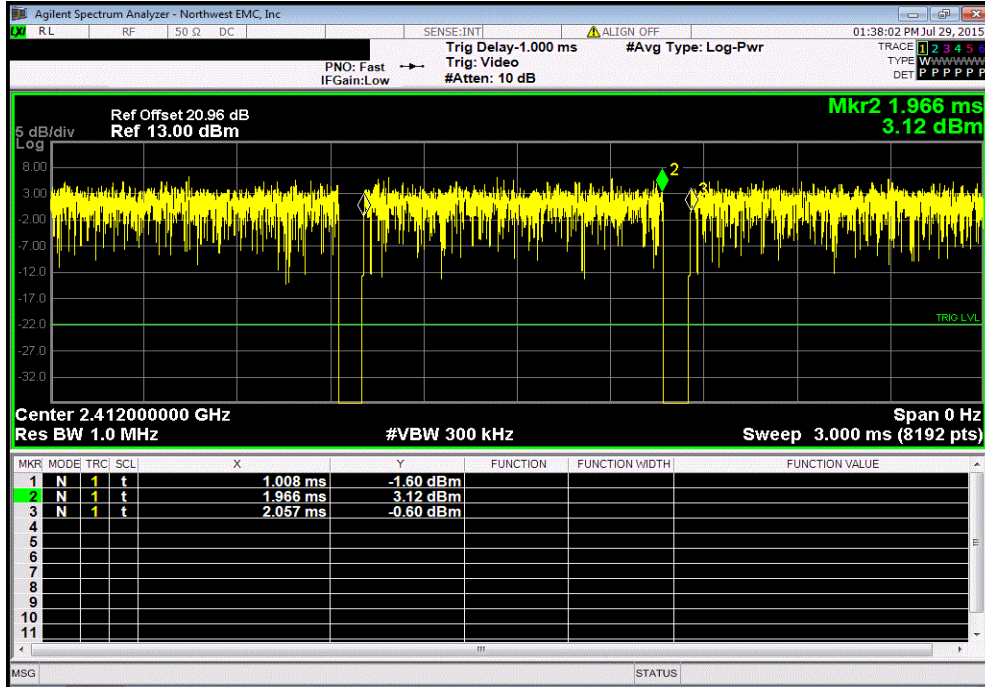
If the transmit duty cycle < 98 percent, burst gating was used during some of the other tests in this report to only measure during the burst duration.

DUTY CYCLE

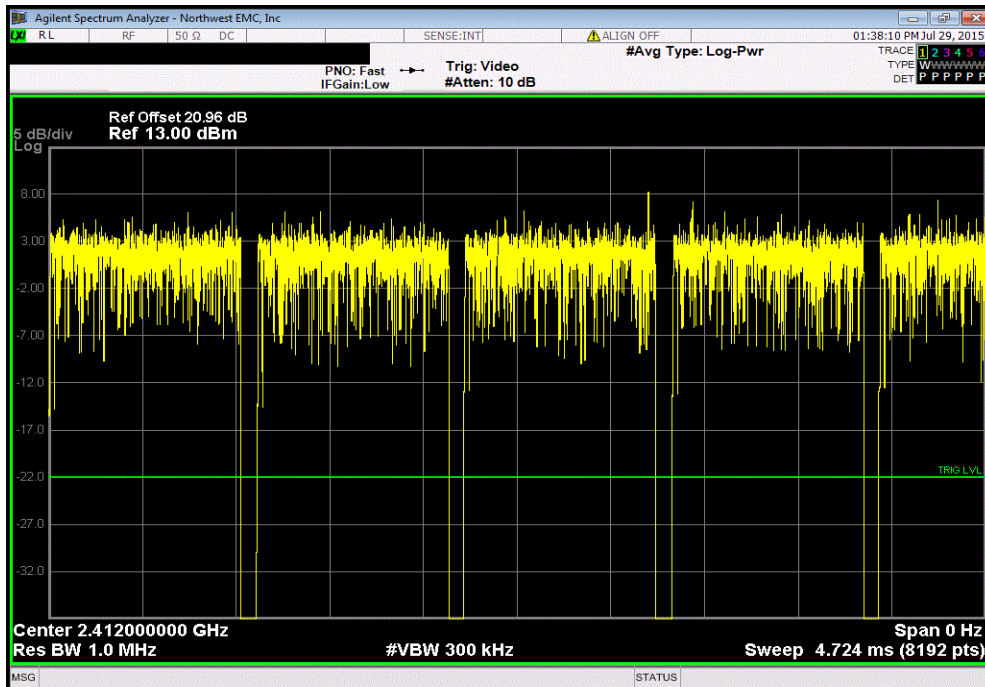
EUT: Firebox T50-W (BS5AE7W)		Work Order: VDEI0009	
Serial Number: 70AF00069-3EB6		Date: 07/29/15	
Customer: WatchGuard Technologies, Inc.		Temperature: 24.9°C	
Attendees: None		Humidity: 47%	
Project: None		Barometric Pres.: 1014 mbar	
Tested by: Jonathan Kiefer		Power: 110VAC/60Hz	
Job Site: TX09			
TEST SPECIFICATIONS		Test Method	
FCC 15.247:2015		ANSI C63.10:2013	
COMMENTS			
2x2 MIMO mode, Chain BC (Chains 1 and 2). Transmit power setting 17.0.			
DEVIATIONS FROM TEST STANDARD			
None			
Configuration #	1	Signature <i>Jonathan Kiefer</i>	
		Pulse Width	Period
		Number of Pulses	Value (%)
		Limit (%)	Results
Chain B			
20 MHz			
2400 MHz - 2483.5 MHz Band			
802.11(n) MCS8			
	Low Channel 1, 2412 MHz	958.44 us	1.05 ms
	Low Channel 1, 2412 MHz	N/A	N/A
	Mid Channel 6, 2437 MHz	958.14 us	1.043 ms
	Mid Channel 6, 2437 MHz	N/A	N/A
	High Channel 11, 2462 MHz	959.6 us	1.043 ms
	High Channel 11, 2462 MHz	N/A	N/A
	802.11(n) MCS15		
	Low Channel 1, 2412 MHz	127.723 us	210.2 us
	Low Channel 1, 2412 MHz	N/A	N/A
	Mid Channel 6, 2437 MHz	122.64 us	210.3 us
	Mid Channel 6, 2437 MHz	N/A	N/A
	High Channel 11, 2462 MHz	127.767 us	210.3 us
	High Channel 11, 2462 MHz	N/A	N/A
Chain C			
20 MHz			
2400 MHz - 2483.5 MHz Band			
802.11(n) MCS8			
	Low Channel 1, 2412 MHz	957.34 us	1.043 ms
	Low Channel 1, 2412 MHz	N/A	N/A
	Mid Channel 6, 2437 MHz	959.27 us	1.049 ms
	Mid Channel 6, 2437 MHz	N/A	N/A
	High Channel 11, 2462 MHz	959.27 us	1.049 ms
	High Channel 11, 2462 MHz	N/A	N/A
	802.11(n) MCS15		
	Low Channel 1, 2412 MHz	126.979 us	210.2 us
	Low Channel 1, 2412 MHz	N/A	N/A
	Mid Channel 6, 2437 MHz	127.023 us	218.3 us
	Mid Channel 6, 2437 MHz	N/A	N/A
	High Channel 11, 2462 MHz	127.212 us	210.2 us
	High Channel 11, 2462 MHz	N/A	N/A

DUTY CYCLE

Chain B, 20 MHz, 2400 MHz - 2483.5 MHz Band, 802.11(n) MCS8, Low Channel 1, 2412 MHz						
Pulse Width	Period	Number of Pulses	Value (%)	Limit (%)	Results	
958.44 us	1.05 ms	1	91.3	N/A	N/A	

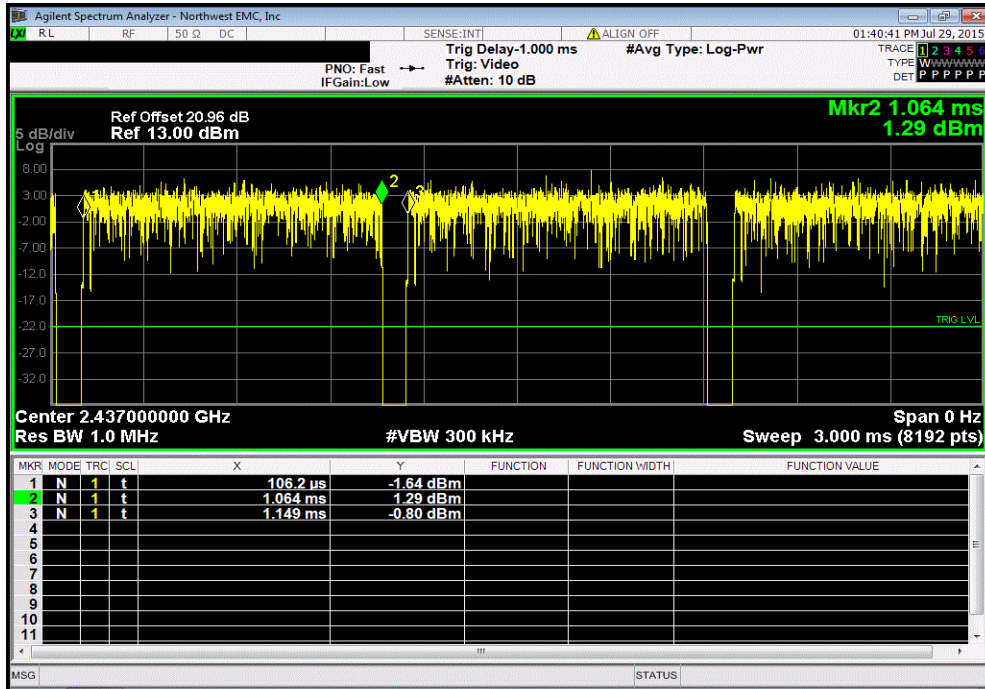


Chain B, 20 MHz, 2400 MHz - 2483.5 MHz Band, 802.11(n) MCS8, Low Channel 1, 2412 MHz						
Pulse Width	Period	Number of Pulses	Value (%)	Limit (%)	Results	
N/A	N/A	5	N/A	N/A	N/A	



DUTY CYCLE

Chain B, 20 MHz, 2400 MHz - 2483.5 MHz Band, 802.11(n) MCS8, Mid Channel 6, 2437 MHz						
Pulse Width	Period	Number of Pulses	Value (%)	Limit (%)	Results	
958.14 us	1.043 ms	1	91.9	N/A	N/A	

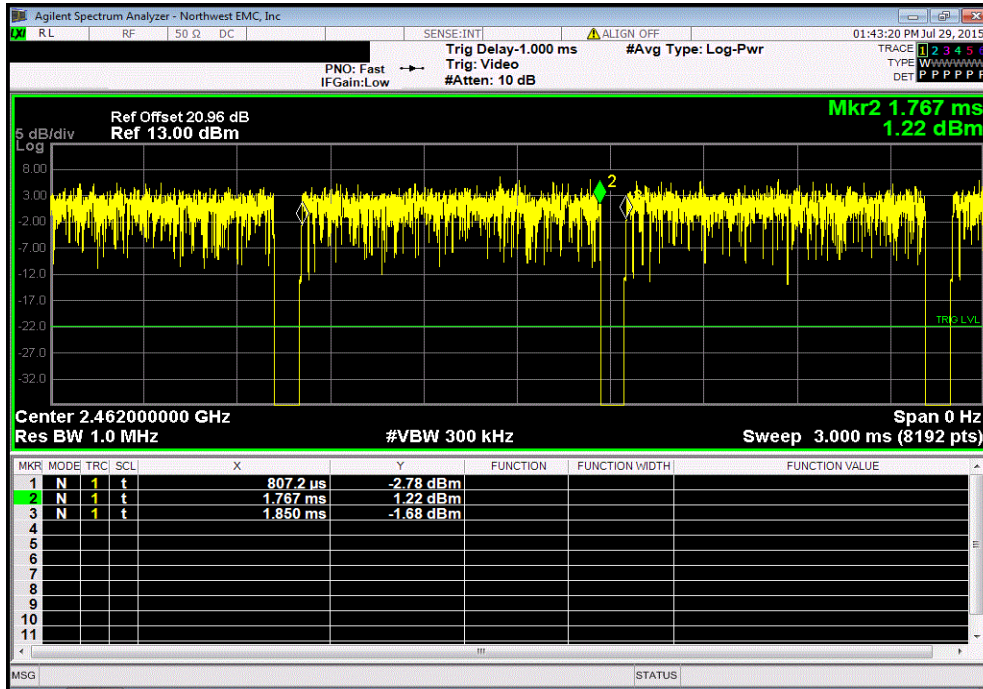


Chain B, 20 MHz, 2400 MHz - 2483.5 MHz Band, 802.11(n) MCS8, Mid Channel 6, 2437 MHz						
Pulse Width	Period	Number of Pulses	Value (%)	Limit (%)	Results	
N/A	N/A	6	N/A	N/A	N/A	

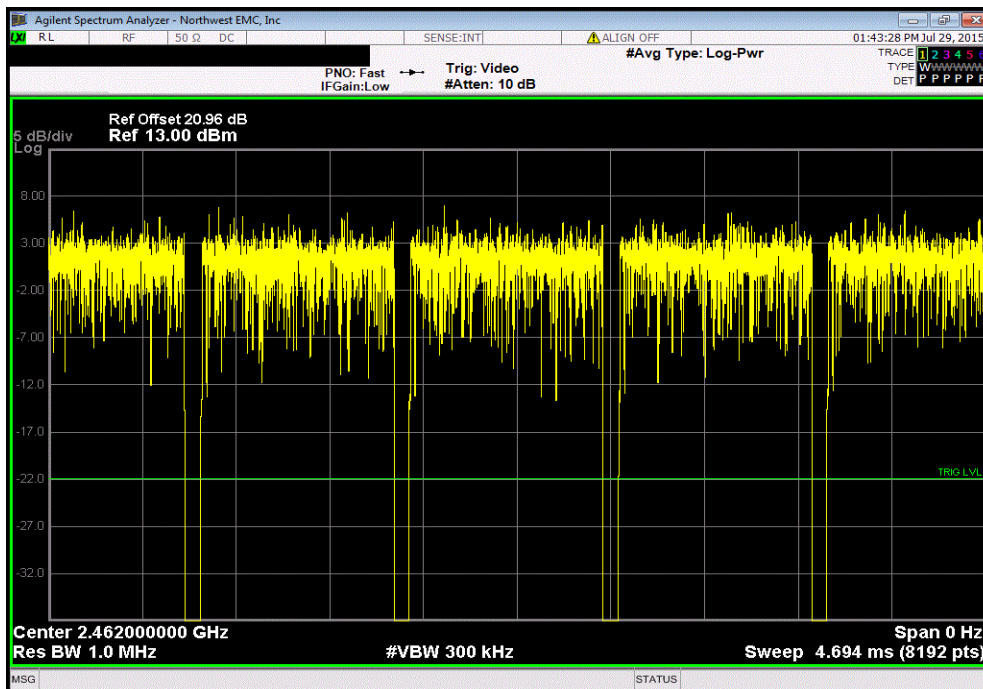


DUTY CYCLE

Chain B, 20 MHz, 2400 MHz - 2483.5 MHz Band, 802.11(n) MCS8, High Channel 11, 2462 MHz						
Pulse Width	Period	Number of Pulses	Value (%)	Limit (%)	Results	
959.6 us	1.043 ms	1	92	N/A	N/A	

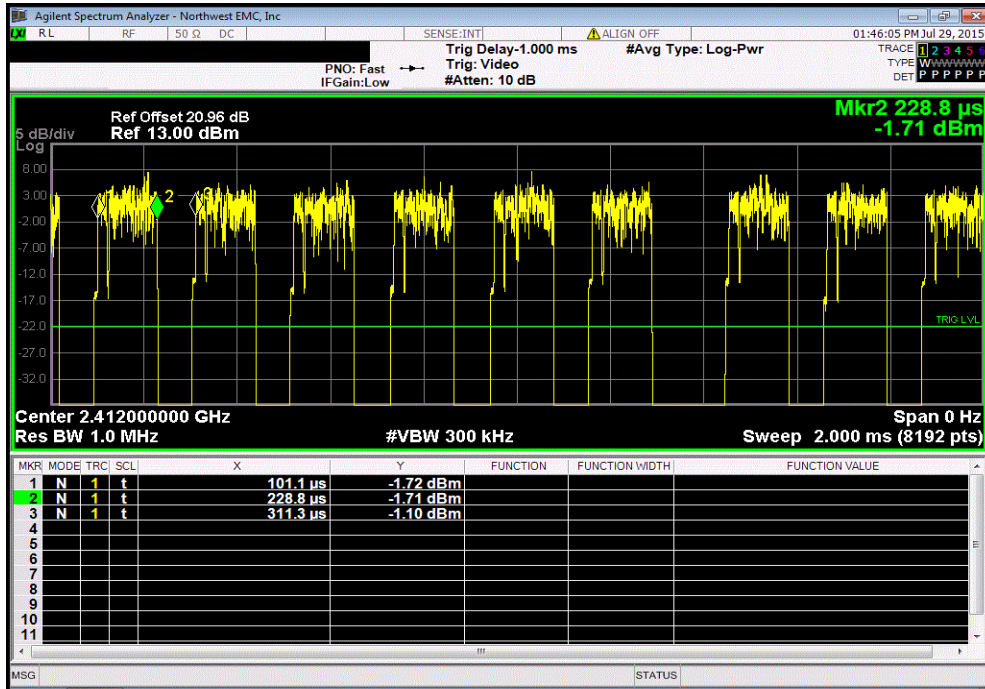


Chain B, 20 MHz, 2400 MHz - 2483.5 MHz Band, 802.11(n) MCS8, High Channel 11, 2462 MHz						
Pulse Width	Period	Number of Pulses	Value (%)	Limit (%)	Results	
N/A	N/A	5	N/A	N/A	N/A	



DUTY CYCLE

Chain B, 20 MHz, 2400 MHz - 2483.5 MHz Band, 802.11(n) MCS15, Low Channel 1, 2412 MHz						
Pulse Width	Period	Number of Pulses	Value (%)	Limit (%)	Results	
127.723 us	210.2 us	1	60.8	N/A	N/A	

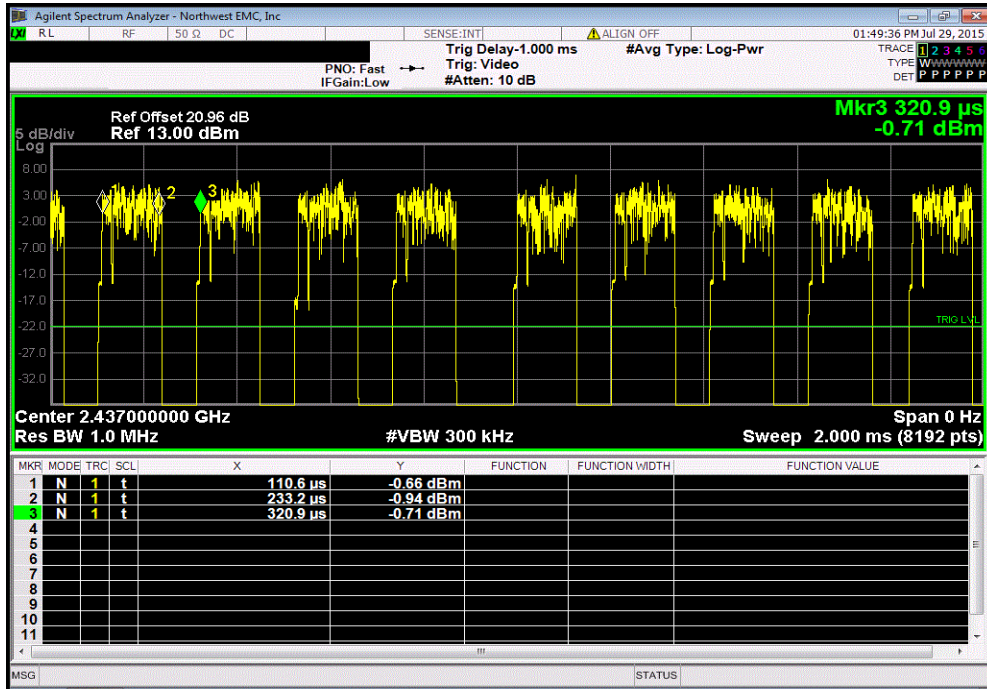


Chain B, 20 MHz, 2400 MHz - 2483.5 MHz Band, 802.11(n) MCS15, Low Channel 1, 2412 MHz						
Pulse Width	Period	Number of Pulses	Value (%)	Limit (%)	Results	
N/A	N/A	5	N/A	N/A	N/A	

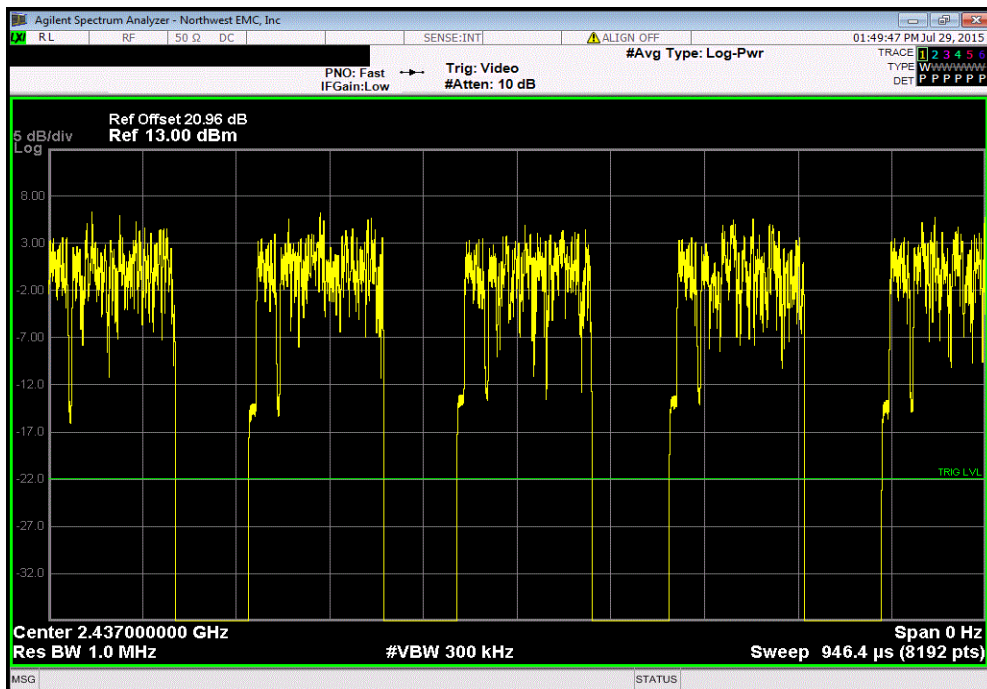


DUTY CYCLE

Chain B, 20 MHz, 2400 MHz - 2483.5 MHz Band, 802.11(n) MCS15, Mid Channel 6, 2437 MHz						
Pulse Width	Period	Number of Pulses	Value (%)	Limit (%)	Results	
122.64 us	210.3 us	1	58.3	N/A	N/A	

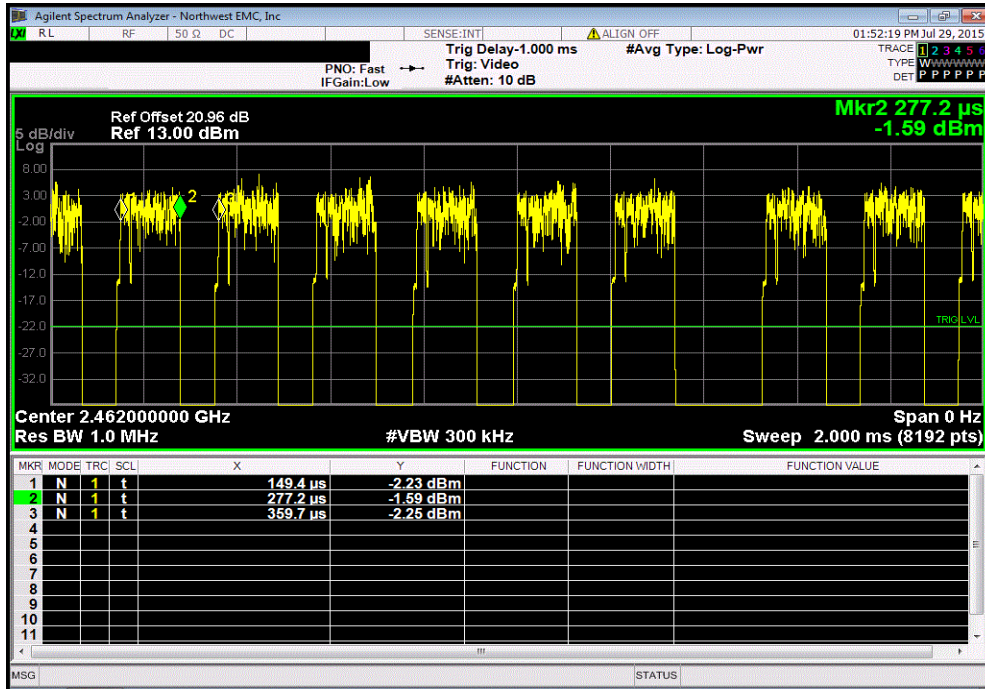


Chain B, 20 MHz, 2400 MHz - 2483.5 MHz Band, 802.11(n) MCS15, Mid Channel 6, 2437 MHz						
Pulse Width	Period	Number of Pulses	Value (%)	Limit (%)	Results	
N/A	N/A	5	N/A	N/A	N/A	

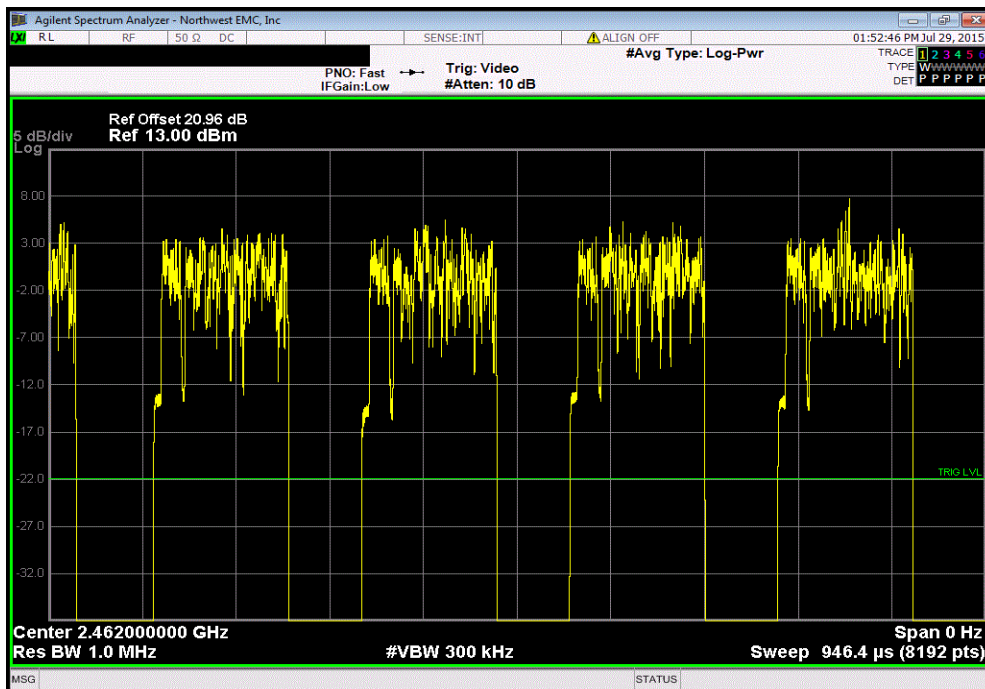


DUTY CYCLE

Chain B, 20 MHz, 2400 MHz - 2483.5 MHz Band, 802.11(n) MCS15, High Channel 11, 2462 MHz						
Pulse Width	Period	Number of Pulses	Value (%)	Limit (%)	Results	
127.767 us	210.3 us	1	60.8	N/A	N/A	

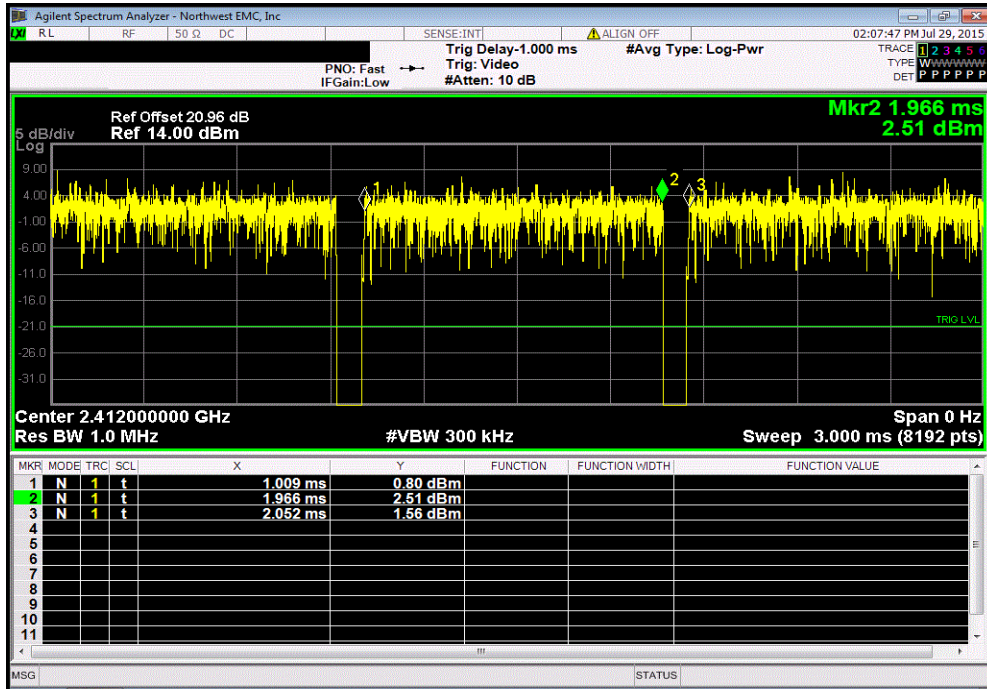


Chain B, 20 MHz, 2400 MHz - 2483.5 MHz Band, 802.11(n) MCS15, High Channel 11, 2462 MHz						
Pulse Width	Period	Number of Pulses	Value (%)	Limit (%)	Results	
N/A	N/A	5	N/A	N/A	N/A	

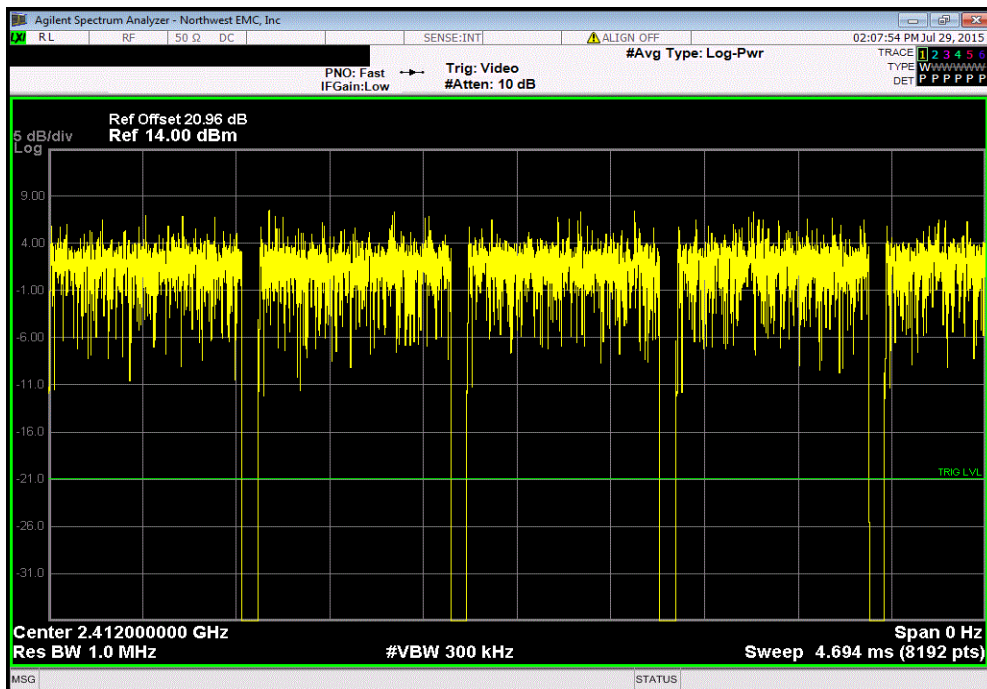


DUTY CYCLE

Chain C, 20 MHz, 2400 MHz - 2483.5 MHz Band, 802.11(n) MCS8, Low Channel 1, 2412 MHz						
Pulse Width	Period	Number of Pulses	Value (%)	Limit (%)	Results	
957.34 us	1.043 ms	1	91.8	N/A	N/A	

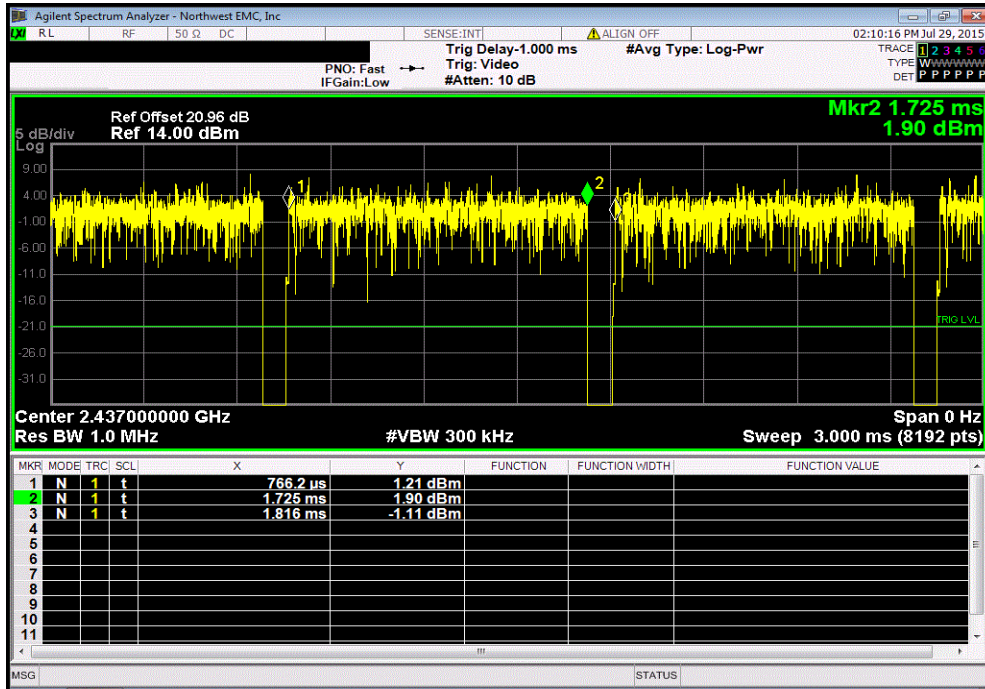


Chain C, 20 MHz, 2400 MHz - 2483.5 MHz Band, 802.11(n) MCS8, Low Channel 1, 2412 MHz						
Pulse Width	Period	Number of Pulses	Value (%)	Limit (%)	Results	
N/A	N/A	5	N/A	N/A	N/A	

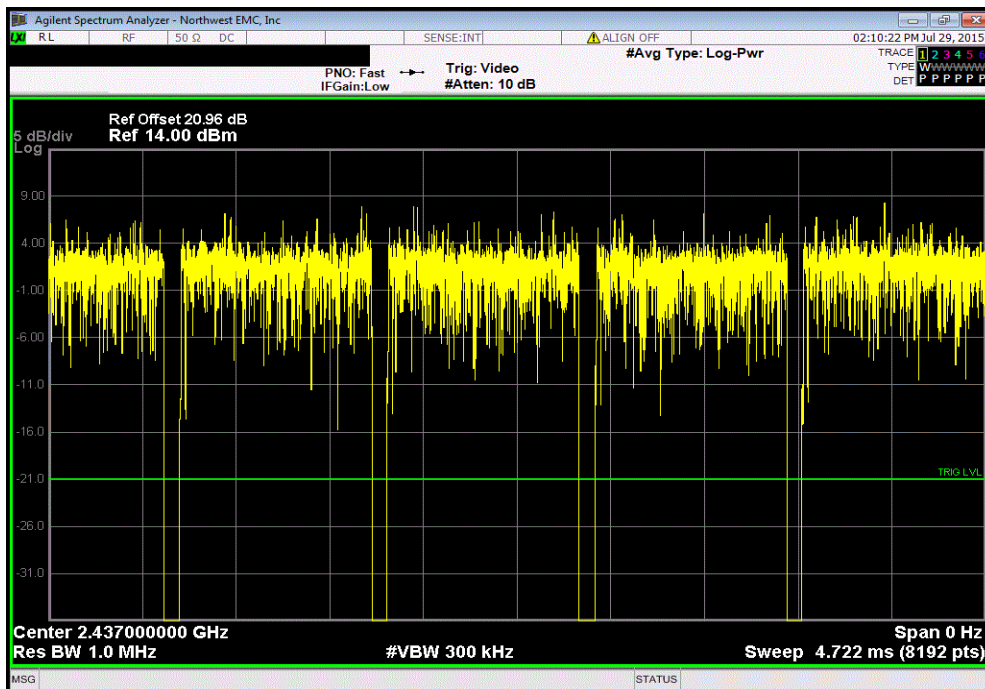


DUTY CYCLE

Chain C, 20 MHz, 2400 MHz - 2483.5 MHz Band, 802.11(n) MCS8, Mid Channel 6, 2437 MHz						
Pulse Width	Period	Number of Pulses	Value (%)	Limit (%)	Results	
959.27 us	1.049 ms	1	91.4	N/A	N/A	

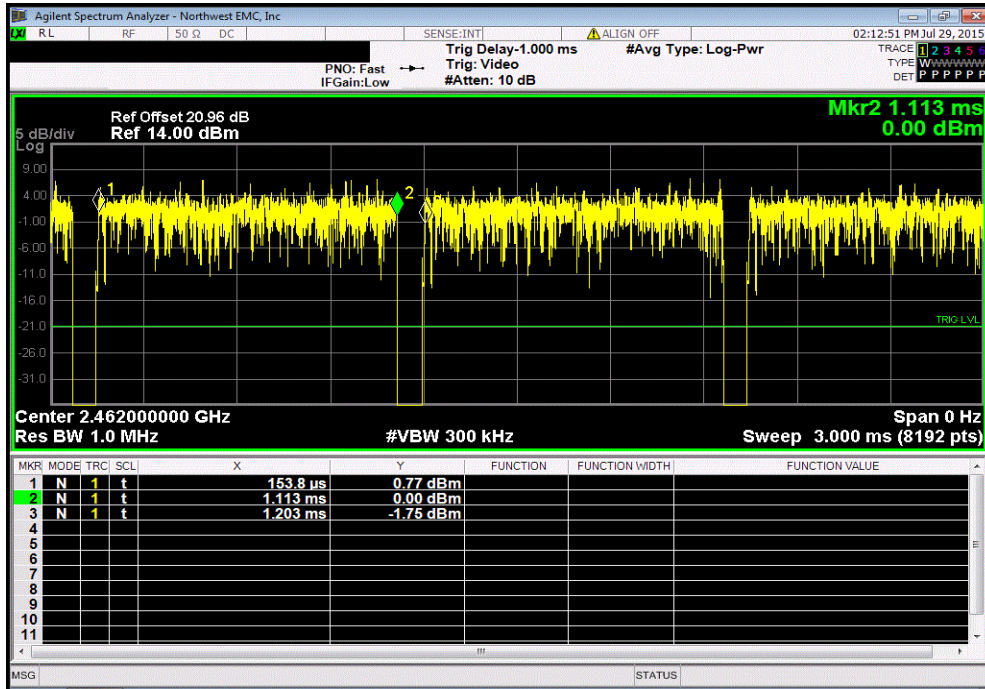


Chain C, 20 MHz, 2400 MHz - 2483.5 MHz Band, 802.11(n) MCS8, Mid Channel 6, 2437 MHz						
Pulse Width	Period	Number of Pulses	Value (%)	Limit (%)	Results	
N/A	N/A	5	N/A	N/A	N/A	

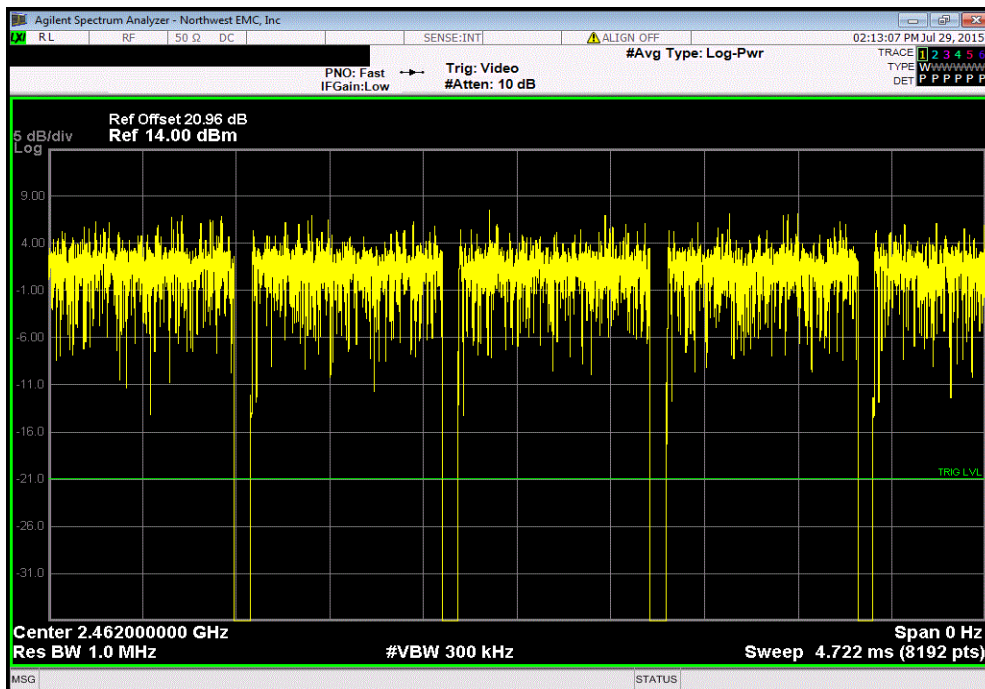


DUTY CYCLE

Chain C, 20 MHz, 2400 MHz - 2483.5 MHz Band, 802.11(n) MCS8, High Channel 11, 2462 MHz						
Pulse Width	Period	Number of Pulses	Value (%)	Limit (%)	Results	
959.27 us	1.049 ms	1	91.4	N/A	N/A	

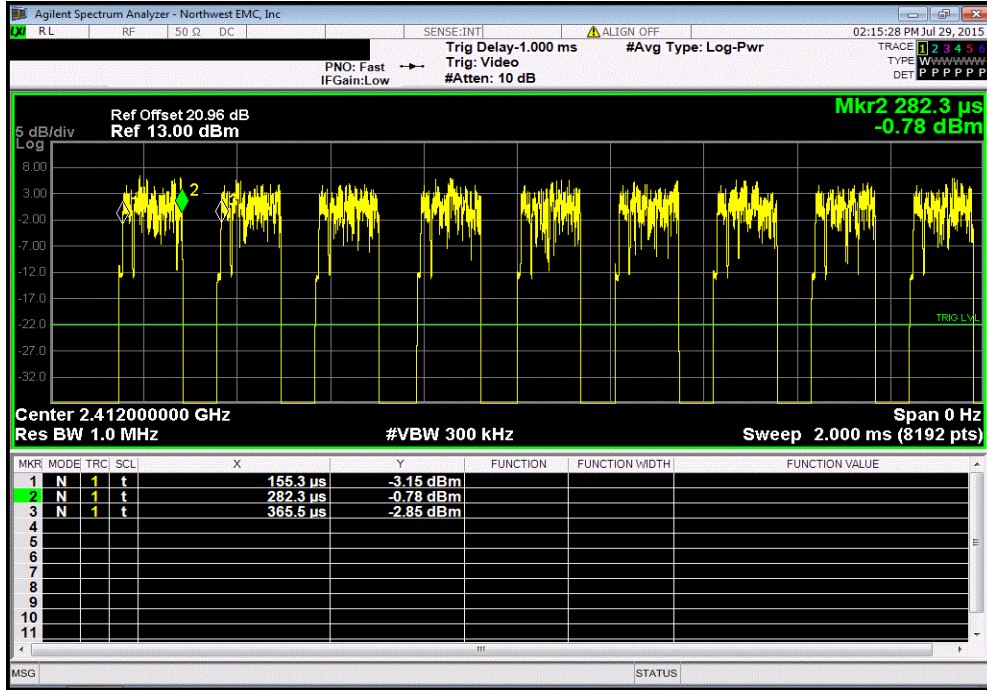


Chain C, 20 MHz, 2400 MHz - 2483.5 MHz Band, 802.11(n) MCS8, High Channel 11, 2462 MHz						
Pulse Width	Period	Number of Pulses	Value (%)	Limit (%)	Results	
N/A	N/A	5	N/A	N/A	N/A	

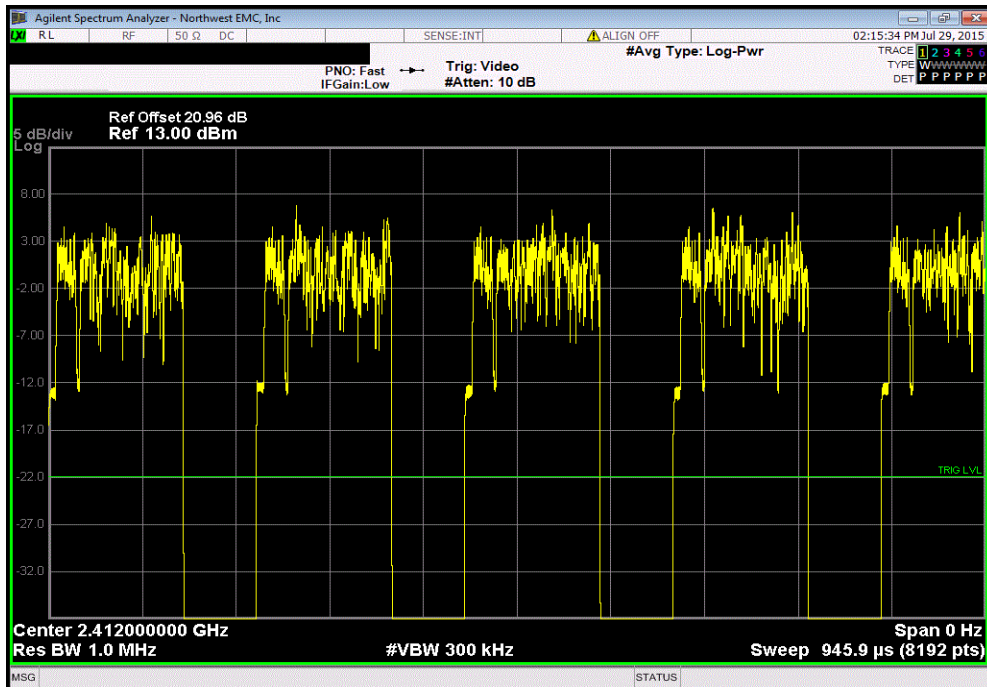


DUTY CYCLE

Chain C, 20 MHz, 2400 MHz - 2483.5 MHz Band, 802.11(n) MCS15, Low Channel 1, 2412 MHz						
Pulse Width	Period	Number of Pulses	Value (%)	Limit (%)	Results	
126.979 us	210.2 us	1	60.4	N/A	N/A	

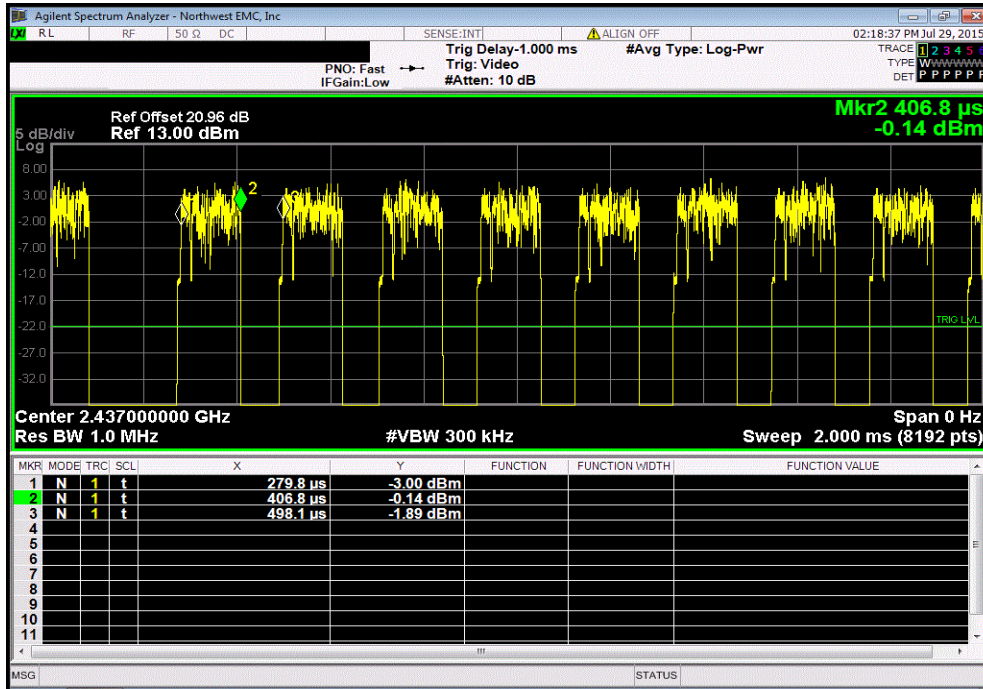


Chain C, 20 MHz, 2400 MHz - 2483.5 MHz Band, 802.11(n) MCS15, Low Channel 1, 2412 MHz						
Pulse Width	Period	Number of Pulses	Value (%)	Limit (%)	Results	
N/A	N/A	5	N/A	N/A	N/A	

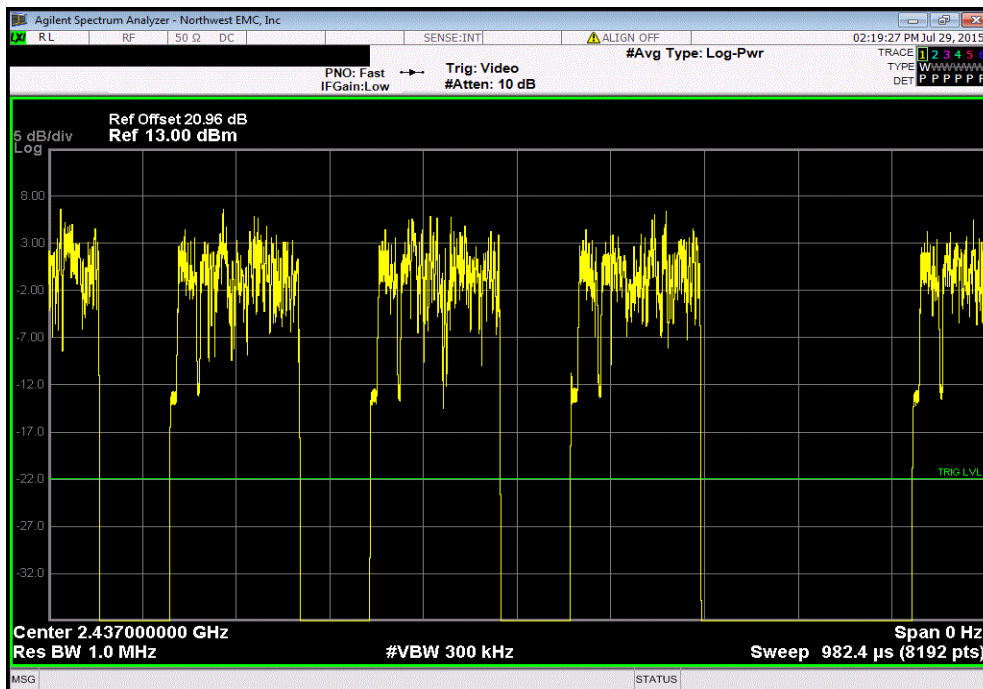


DUTY CYCLE

Chain C, 20 MHz, 2400 MHz - 2483.5 MHz Band, 802.11(n) MCS15, Mid Channel 6, 2437 MHz						
Pulse Width	Period	Number of Pulses	Value (%)	Limit (%)	Results	
127.023 us	218.3 us	1	58.2	N/A	N/A	

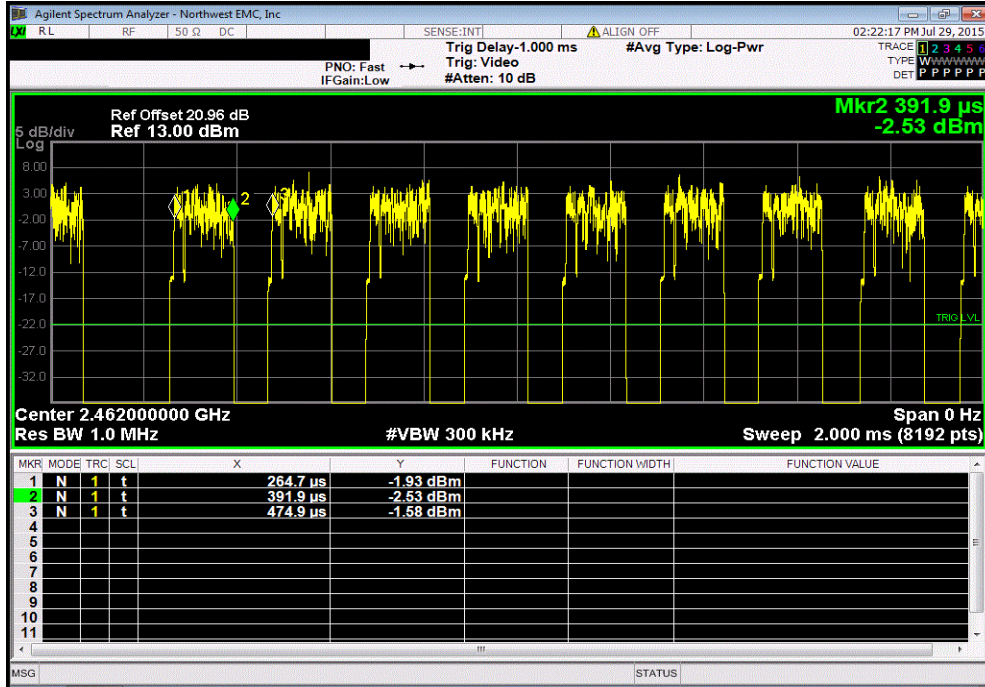


Chain C, 20 MHz, 2400 MHz - 2483.5 MHz Band, 802.11(n) MCS15, Mid Channel 6, 2437 MHz						
Pulse Width	Period	Number of Pulses	Value (%)	Limit (%)	Results	
N/A	N/A	5	N/A	N/A	N/A	



DUTY CYCLE

Chain C, 20 MHz, 2400 MHz - 2483.5 MHz Band, 802.11(n) MCS15, High Channel 11, 2462 MHz						
Pulse Width	Period	Number of Pulses	Value (%)	Limit (%)	Results	
127.212 us	210.2 us	1	60.5	N/A	N/A	



Chain C, 20 MHz, 2400 MHz - 2483.5 MHz Band, 802.11(n) MCS15, High Channel 11, 2462 MHz						
Pulse Width	Period	Number of Pulses	Value (%)	Limit (%)	Results	
N/A	N/A	5	N/A	N/A	N/A	

