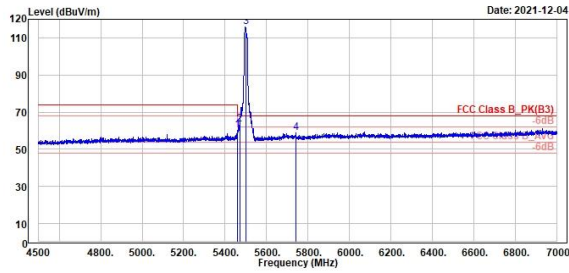


Band Edges, 5.3GHz ~ 5.47GHz, 5.725GHz
U-NII-2C
802.11a
CH 100 (Horizontal) Peak
CH 100 (Vertical) Peak

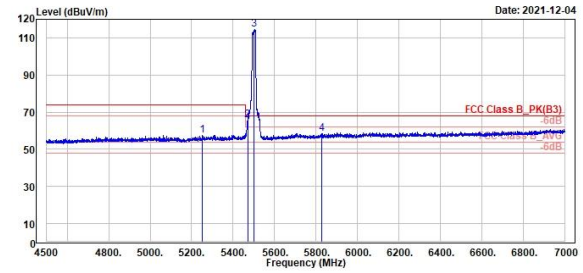

TÜV Rheinland Taiwan Ltd.
 No. 458-18, Sec 2, Fenliao, Linkou Dist., New Taipei City 244, Taiwan(R.O.C.)
 Tel: +886-2172-1000 Fax: +886-2172-1322



Peak	Freq	Level	Read	Limit	Over	APos	TPos	Remark	Pol/Phase	Note
	MHz	dBuV/m	dBuV	dB/m	dBuV/m	dB	cm	deg		
1	5459.58	68.23	16.85	43.38	74.00	-13.77	120	325	Peak	Horizontal
2	5470.00	63.21	19.00	43.41	68.20	-4.99	120	325	Peak	Horizontal
3	5508.00	115.79	72.30	43.49	68.20	47.59	120	325	Peak	Horizontal
4	5742.00	58.89	15.17	43.72	68.20	-9.31	120	325	Peak	Horizontal



TÜV Rheinland Taiwan Ltd.
 No. 458-18, Sec 2, Fenliao, Linkou Dist., New Taipei City 244, Taiwan(R.O.C.)
 Tel: +886-2172-1000 Fax: +886-2172-1322



Peak	Freq	Level	Read	Limit	Over	APos	TPos	Remark	Pol/Phase	Note
	MHz	dBuV/m	dBuV	dB/m	dBuV/m	dB	cm	deg		
1	5258.50	57.61	14.83	42.78	74.00	-16.39	299	309	Peak	Vertical
2	5470.00	65.71	22.30	43.41	68.20	-2.49	299	309	Peak	Vertical
3	5508.00	114.51	71.82	43.49	68.20	46.31	299	309	Peak	Vertical
4	5828.50	58.46	14.59	43.87	68.20	-9.74	299	309	Peak	Vertical

802.11a

CH 100 (Horizontal) Average

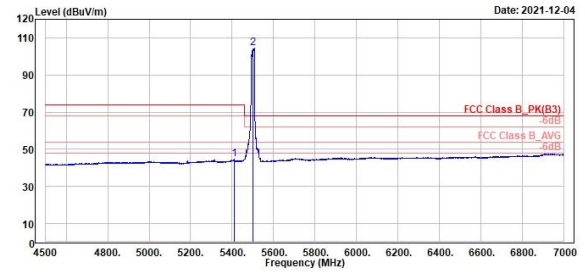
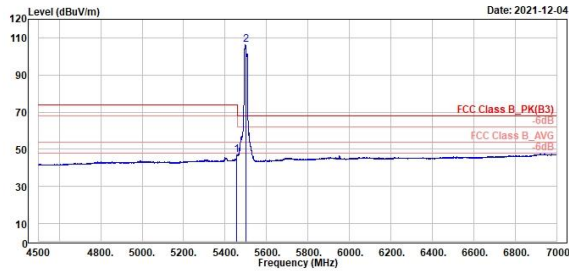
CH 100 (Vertical) Average



TUV Rheinland Taiwan Ltd.
No. 458-18, Sec 2, Fenliao, Linkou Dist., New Taipei City 244, Taiwan(R.O.C.)
Tel: +886-2172-1000 Fax: +886-2172-1322



TUV Rheinland Taiwan Ltd.
No. 458-18, Sec 2, Fenliao, Linkou Dist., New Taipei City 244, Taiwan(R.O.C.)
Tel: +886-2172-1000 Fax: +886-2172-1322



Freq	Level	Read	Limit	Over	APos	TPos	Remark	Pol/Phase	Note
MHz	dBuV/m	dBuV	dB/m	dBuV/m	dB	cm	deg		
1	5457.58	46.81	3.44	43.37	54.00	-7.19	120	325	Average Horizontal
2 *	5500.00	105.22	62.73	43.49	54.00	52.22	120	325	Average Horizontal

Freq	Level	Read	Limit	Over	APos	TPos	Remark	Pol/Phase	Note
MHz	dBuV/m	dBuV	dB/m	dBuV/m	dB	cm	deg		
1	5411.00	44.78	1.38	43.40	54.00	-9.22	299	309	Average Vertical
2 *	5500.00	104.46	60.97	43.49	54.00	50.46	299	309	Average Vertical

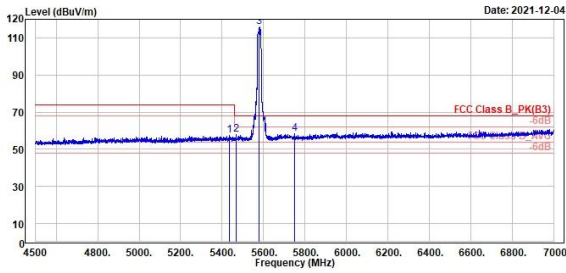
802.11a

CH 116 (Horizontal) Peak

CH 116 (Vertical) Peak



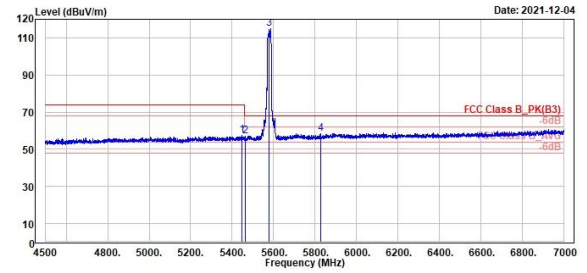
TUV Rheinland Taiwan Ltd.
No. 458-18, Sec 2, Fenliao, Linkou Dist., New Taipei City 244, Taiwan(R.O.C.)
Tel: +886-2172-1000 Fax: +886-2172-1322



Peak	Freq	Level	Read	Factor	Limit	Over	APos	TPos	Remark	Pol/Phase	Note
	MHz	dBuV/m	dBuV	dB/m	dBuV/m	dB	cm	deg			
1	5435.58	57.57	14.20	43.37	74.00	-16.43	114	332	Peak	Horizontal	
2	5467.00	57.83	14.43	43.40	68.20	-10.37	114	332	Peak	Horizontal	
3 *	5588.00	115.92	72.54	43.38	68.20	47.72	114	332	Peak	Horizontal	
4	5748.58	58.60	14.89	43.71	68.20	-9.60	114	332	Peak	Horizontal	



TUV Rheinland Taiwan Ltd.
No. 458-18, Sec 2, Fenliao, Linkou Dist., New Taipei City 244, Taiwan(R.O.C.)
Tel: +886-2172-1000 Fax: +886-2172-1322



Peak	Freq	Level	Read	Factor	Limit	Over	APos	TPos	Remark	Pol/Phase	Note
	MHz	dBuV/m	dBuV	dB/m	dBuV/m	dB	cm	deg			
1	5446.00	57.34	13.98	43.36	74.00	-16.66	368	330	Peak	Vertical	
2	5465.50	57.81	13.61	43.40	68.20	-11.19	368	330	Peak	Vertical	
3 *	5588.00	114.88	71.50	43.38	68.20	46.68	368	330	Peak	Vertical	
4	5826.00	58.52	14.65	43.87	68.20	-9.68	368	330	Peak	Vertical	

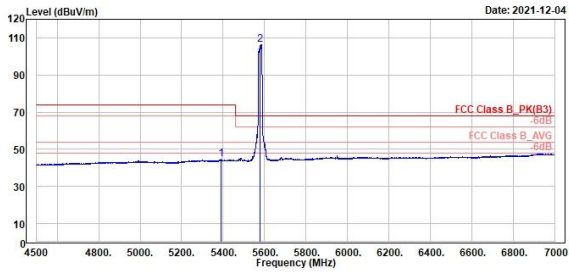
802.11a

CH 116 (Horizontal) Average

CH 116 (Vertical) Average



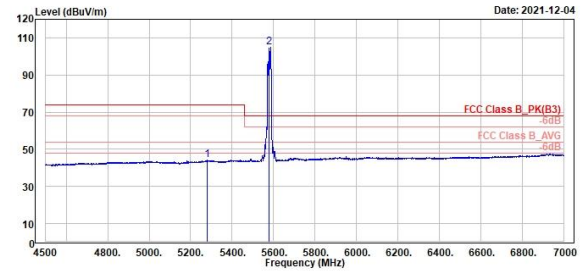
TUV Rheinland Taiwan Ltd.
No. 458-18, Sec 2, Fenliao, Linkou Dist., New Taipei City 244, Taiwan(R.O.C.)
Tel: +886-2172-1000 Fax: +886-2172-1322



Freq	Level	Read	Limit	Over	APos	TPos	Remark	Pol/Phase	Note
MHz	dBuV/m	dBuV	dB/m	dBuV/m	dB	cm	deg		
1	5391.00	44.65	1.32	43.33	54.00	-9.35	114	332 Average	Horizontal
2 *	5598.00	105.53	63.15	43.38	54.00	52.53	114	332 Average	Horizontal



TUV Rheinland Taiwan Ltd.
No. 458-18, Sec 2, Fenliao, Linkou Dist., New Taipei City 244, Taiwan(R.O.C.)
Tel: +886-2172-1000 Fax: +886-2172-1322



Freq	Level	Read	Limit	Over	APos	TPos	Remark	Pol/Phase	Note
MHz	dBuV/m	dBuV	dB/m	dBuV/m	dB	cm	deg		
1	5279.50	44.09	1.28	42.81	54.00	-9.91	368	330 Average	Vertical
2 *	5598.00	104.94	61.56	43.38	54.00	50.94	368	330 Average	Vertical

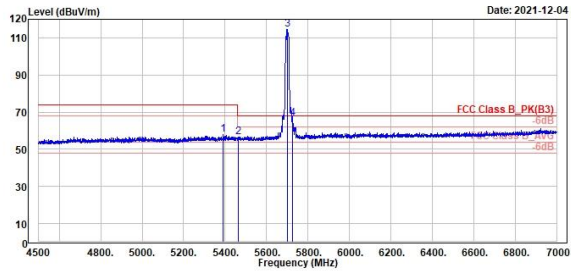
802.11a

CH 140 (Horizontal) Peak

CH 140 (Vertical) Peak



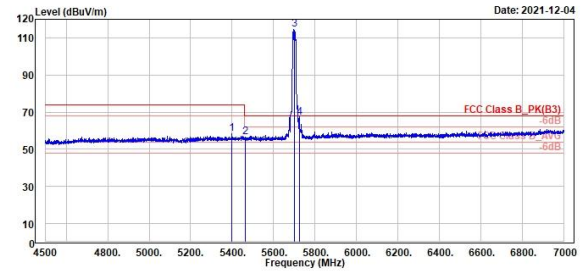
TUV Rheinland Taiwan Ltd.
No. 458-18, Sec 2, Fenliao, Linkou Dist., New Taipei City 244, Taiwan(R.O.C.)
Tel: +886-2172-1000 Fax: +886-2172-1322



	Freq	Level	Read	Limit	Over	APos	TPos	Remark	Pol/Phase	Note
	MHz	dBuV/m	dBuV	dB/m	dBuV/m	dB	cm	deg		
1	5398.58	57.81	14.49	43.32	74.00	-16.19	100	317	Peak	Horizontal
2	5465.58	56.67	13.27	43.40	68.20	-11.53	100	317	Peak	Horizontal
3 *	5708.00	114.63	78.87	43.76	68.20	46.43	100	317	Peak	Horizontal
4 !	5725.00	66.80	23.06	43.74	68.20	-1.40	100	317	Peak	Horizontal



TUV Rheinland Taiwan Ltd.
No. 458-18, Sec 2, Fenliao, Linkou Dist., New Taipei City 244, Taiwan(R.O.C.)
Tel: +886-2172-1000 Fax: +886-2172-1322



	Freq	Level	Read	Limit	Over	APos	TPos	Remark	Pol/Phase	Note
	MHz	dBuV/m	dBuV	dB/m	dBuV/m	dB	cm	deg		
1	5398.58	58.21	14.81	43.40	74.00	-15.79	335	333	Peak	Vertical
2	5465.58	56.61	13.22	43.39	68.20	-11.59	335	333	Peak	Vertical
3 *	5708.00	114.58	78.82	43.76	68.20	46.38	335	333	Peak	Vertical
4 !	5725.00	66.98	23.16	43.74	68.20	-1.30	335	333	Peak	Vertical

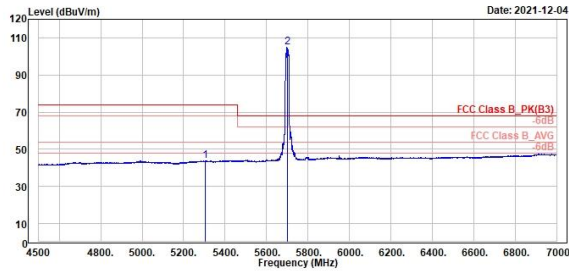
802.11a

CH 140 (Horizontal) Average

CH 140 (Vertical) Average



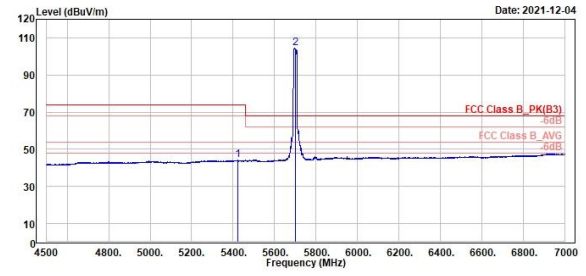
TUV Rheinland Taiwan Ltd.
No. 458-18, Sec 2, Fenliao, Linkou Dist., New Taipei City 244, Taiwan(R.O.C.)
Tel: +886-2172-1000 Fax: +886-2172-1322



Freq	Level	Read Level	Factor	Limit Line	Over Limit	APos	TPos	Remark	Pol/Phase	Note
MHz	dBuV/m	dBuV	dB/m	dBuV/m	dB	cm	deg			
1	5384.00	43.89	1.05	42.84	54.00	-10.11	100	317 Average	Horizontal	
2 *	5700.00	104.91	61.15	43.76	54.00	50.91	100	317 Average	Horizontal	



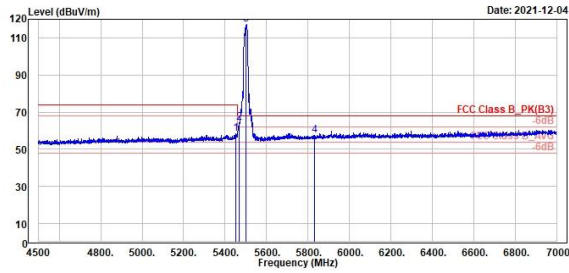
TUV Rheinland Taiwan Ltd.
No. 458-18, Sec 2, Fenliao, Linkou Dist., New Taipei City 244, Taiwan(R.O.C.)
Tel: +886-2172-1000 Fax: +886-2172-1322



Freq	Level	Read Level	Factor	Limit Line	Over Limit	APos	TPos	Remark	Pol/Phase	Note
MHz	dBuV/m	dBuV	dB/m	dBuV/m	dB	cm	deg			
1	5422.50	44.10	0.71	43.39	54.00	-9.90	335	333 Average	Vertical	
2 *	5700.00	104.57	60.81	43.76	54.00	50.57	335	333 Average	Vertical	

802.11ax20
CH 100 (Horizontal) Peak
CH 100 (Vertical) Peak

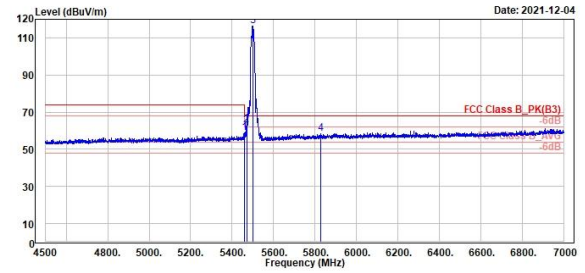

TÜV Rheinland Taiwan Ltd.
 No. 458-18, Sec 2, Fenliao, Linkou Dist., New Taipei City 244, Taiwan(R.O.C.)
 Tel: +886-2172-1000 Fax: +886-2172-1322



	Freq	Level	Read	Limit	Over	APos	TPos	Remark	Pol/Phase	Note
	MHz	dBuV/m	dBuV	dB/m	dBuV/m	dB	cm	deg		
1	5452.00	58.47	15.12	43.35	74.00	-15.53	128	337 Peak	Horizontal	
2	5467.00	64.52	21.12	43.40	65.20	-3.68	128	337 Peak	Horizontal	
3	5500.00	117.27	73.78	43.49	68.20	49.07	128	337 Peak	Horizontal	
4	5833.50	57.64	13.76	43.88	68.20	-10.56	128	337 Peak	Horizontal	



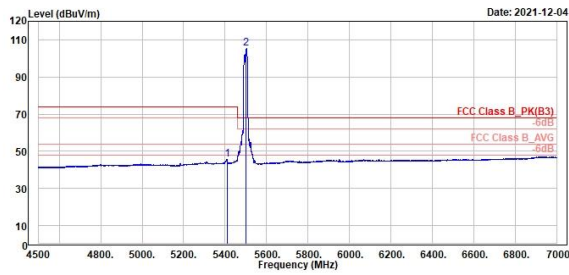
TÜV Rheinland Taiwan Ltd.
 No. 458-18, Sec 2, Fenliao, Linkou Dist., New Taipei City 244, Taiwan(R.O.C.)
 Tel: +886-2172-1000 Fax: +886-2172-1322



	Freq	Level	Read	Limit	Over	APos	TPos	Remark	Pol/Phase	Note
	MHz	dBuV/m	dBuV	dB/m	dBuV/m	dB	cm	deg		
1	5458.00	58.70	15.32	43.38	74.00	-15.30	345	1 Peak	Vertical	
2	5470.00	62.76	19.35	43.41	65.20	-5.44	345	1 Peak	Vertical	
3	5500.00	116.57	73.88	43.49	68.20	46.37	345	1 Peak	Vertical	
4	5826.00	58.26	14.39	43.87	68.20	-9.94	345	1 Peak	Vertical	

802.11ax20
CH 100 (Horizontal) Average
CH 100 (Vertical) Average

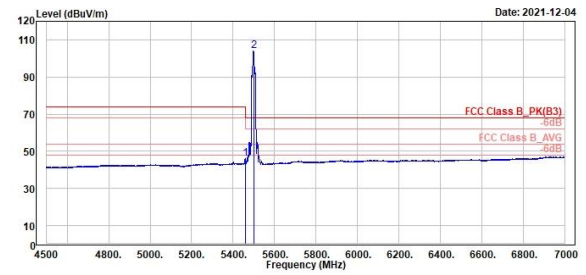

TÜV Rheinland Taiwan Ltd.
 No. 458-18, Sec 2, Fenliao, Linkou Dist., New Taipei City 244, Taiwan(R.O.C.)
 Tel: +886-2172-1000 Fax: +886-2172-1322



Level	Read Level	Factor	Limit Line	Over Limit	APos	TPos	Remark	Pol/Phase	Note
dBuV/m	dBuV	dB/m	dBuV/m	dB	cm	deg			
1	5489.00	45.61	2.21	43.40	54.00	-8.39	128	337	Average Horizontal
2	5500.00	105.37	61.68	43.49	54.00	51.37	128	337	Average Horizontal



TÜV Rheinland Taiwan Ltd.
 No. 458-18, Sec 2, Fenliao, Linkou Dist., New Taipei City 244, Taiwan(R.O.C.)
 Tel: +886-2172-1000 Fax: +886-2172-1322



Level	Read Level	Factor	Limit Line	Over Limit	APos	TPos	Remark	Pol/Phase	Note
dBuV/m	dBuV	dB/m	dBuV/m	dB	cm	deg			
1	5458.50	45.99	2.61	43.38	54.00	-8.01	345	1	Average Vertical
2	5500.00	104.11	60.62	43.49	54.00	50.11	345	1	Average Vertical

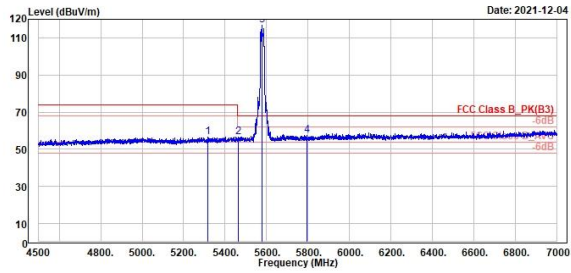
802.11ax20

CH 116 (Horizontal) Peak

CH 116 (Vertical) Peak



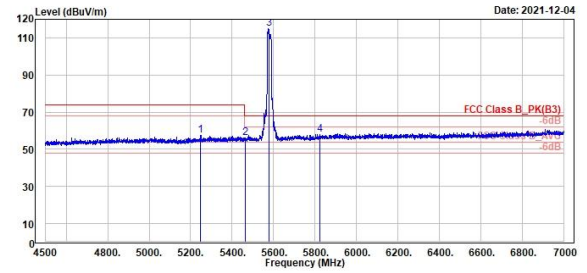
TUV Rheinland Taiwan Ltd.
No. 458-18, Sec 2, Fenliao, Linkou Dist., New Taipei City 244, Taiwan(R.O.C.)
Tel: +886-2172-1000 Fax: +886-2172-1322



	Read	Limit	Over	APos	TPos	Remark	Pol/Phase	Note	
1	5318.00	56.58	13.70	42.88	74.00	-17.42	100	322 Peak	Horizontal
2	5464.50	56.76	13.37	43.39	68.20	-11.44	100	322 Peak	Horizontal
3 *	5580.00	116.65	73.27	43.38	68.20	48.45	100	322 Peak	Horizontal
4	5794.50	57.61	13.77	43.84	68.20	-10.59	100	322 Peak	Horizontal



TUV Rheinland Taiwan Ltd.
No. 458-18, Sec 2, Fenliao, Linkou Dist., New Taipei City 244, Taiwan(R.O.C.)
Tel: +886-2172-1000 Fax: +886-2172-1322



	Read	Limit	Over	APos	TPos	Remark	Pol/Phase	Note	
1	5249.00	57.64	14.86	42.78	74.00	-16.36	335	341 Peak	Vertical
2	5463.50	55.90	12.51	43.39	68.20	-12.30	335	341 Peak <td>Vertical</td>	Vertical
3 *	5580.00	115.16	71.78	43.38	68.20	46.96	335	341 Peak <td>Vertical</td>	Vertical
4	5825.50	58.10	14.23	43.87	68.20	-10.10	335	341 Peak <td>Vertical</td>	Vertical

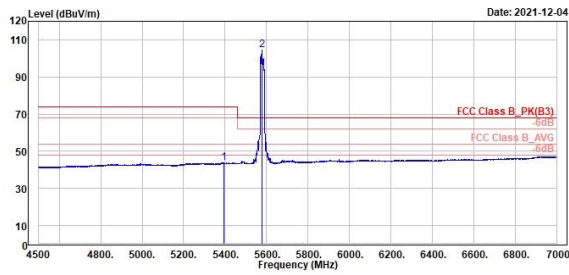
802.11ax20

CH 116 (Horizontal) Average

CH 116 (Vertical) Average



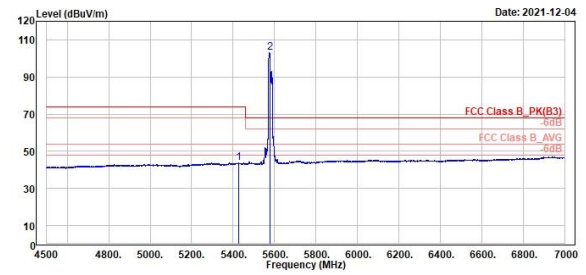
TUV Rheinland Taiwan Ltd.
No. 458-18, Sec 2, Fenliao, Linkou Dist., New Taipei City 244, Taiwan(R.O.C.)
Tel: +886-2172-1000 Fax: +886-2172-1322



Freq	Level	Read Level	Factor	Limit Line	Over Limit	APos	TPos	Remark	Pol/Phase	Note
MHz	dBuV/m	dBuV	dB/m	dBuV/m	dB	cm	deg			
1	5394.00	43.75	0.40	43.35	54.00	-10.25	100	322 Average	Horizontal	
2 *	5598.00	104.48	61.10	43.38	54.00	50.48	100	322 Average	Horizontal	



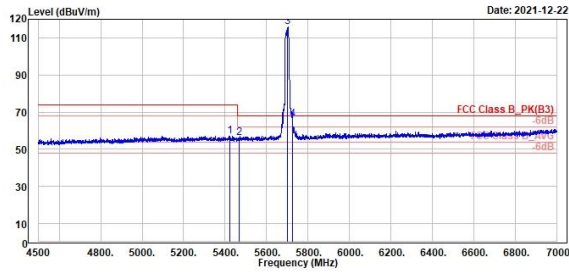
TUV Rheinland Taiwan Ltd.
No. 458-18, Sec 2, Fenliao, Linkou Dist., New Taipei City 244, Taiwan(R.O.C.)
Tel: +886-2172-1000 Fax: +886-2172-1322



Freq	Level	Read Level	Factor	Limit Line	Over Limit	APos	TPos	Remark	Pol/Phase	Note
MHz	dBuV/m	dBuV	dB/m	dBuV/m	dB	cm	deg			
1	5428.50	43.74	0.37	43.37	54.00	-10.26	335	341 Average	Vertical	
2 *	5598.00	103.06	59.68	43.38	54.00	49.06	335	341 Average	Vertical	

802.11ax20
CH 140 (Horizontal) Peak
CH 140 (Vertical) Peak

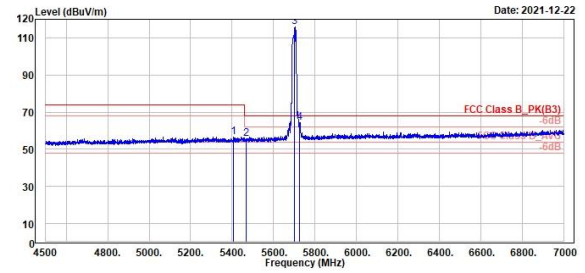

TÜV Rheinland Taiwan Ltd.
 No. 458-18, Sec 2, Fenliao, Linkou Dist., New Taipei City 244, Taiwan(R.O.C.)
 Tel: +886-2172-1000 Fax: +886-2172-1322



	Freq	Level	Read	Limit	Over	APos	TPos	Remark	Pol/Phase	Note
	MHz	dBuV/m	dBuV	dB/m	dBuV/m	dB	cm	deg		
1	5422.58	57.12	13.98	43.14	74.00	-16.88	101	66	Peak	Horizontal
2	5467.00	55.97	12.83	43.14	68.20	-12.23	101	66	Peak	Horizontal
3 *	5700.00	115.98	72.72	43.26	68.20	47.78	101	66	Peak	Horizontal
4 !	5725.58	66.01	22.67	43.34	68.20	-2.19	101	66	Peak	Horizontal



TÜV Rheinland Taiwan Ltd.
 No. 458-18, Sec 2, Fenliao, Linkou Dist., New Taipei City 244, Taiwan(R.O.C.)
 Tel: +886-2172-1000 Fax: +886-2172-1322



	Freq	Level	Read	Limit	Over	APos	TPos	Remark	Pol/Phase	Note
	MHz	dBuV/m	dBuV	dB/m	dBuV/m	dB	cm	deg		
1	5407.00	56.53	13.68	42.85	74.00	-17.47	323	5	Peak	Vertical
2	5466.50	55.00	12.73	43.07	68.20	-12.40	323	5	Peak	Vertical
3 *	5700.00	115.84	72.58	43.26	68.20	47.64	323	5	Peak	Vertical
4 !	5727.50	64.36	20.96	43.40	68.20	-3.84	323	5	Peak	Vertical

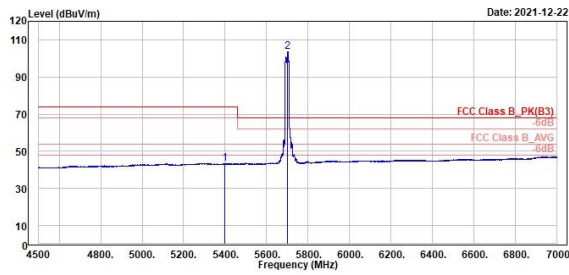
802.11ax20

CH 140 (Horizontal) Average

CH 140 (Vertical) Average



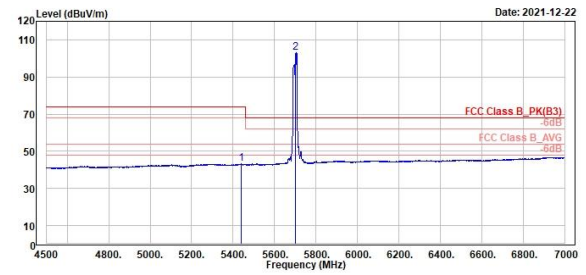
TUV Rheinland Taiwan Ltd.
No. 458-18, Sec 2, Fenliao, Linkou Dist., New Taipei City 244, Taiwan(R.O.C.)
Tel: +886-2172-1000 Fax: +886-2172-1322



Freq	Level	Read Level	Factor	Limit Line	Over Limit	APos	TPos	Remark	Pol/Phase	Note
MHz	dBuV/m	dBuV	dB/m	dBuV/m	dB	cm	deg			
1	5397.00	43.43	0.24	43.19	54.00	-10.57	101	66 Average	Horizontal	
2 *	5700.00	103.50	60.24	43.26	54.00	49.50	101	66 Average	Horizontal	



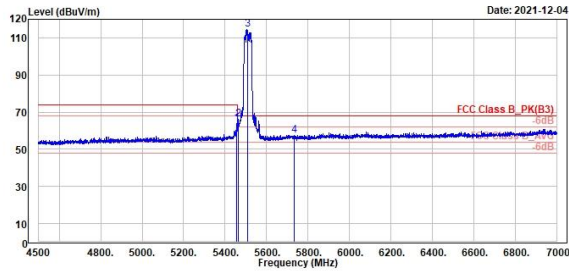
TUV Rheinland Taiwan Ltd.
No. 458-18, Sec 2, Fenliao, Linkou Dist., New Taipei City 244, Taiwan(R.O.C.)
Tel: +886-2172-1000 Fax: +886-2172-1322



Freq	Level	Read Level	Factor	Limit Line	Over Limit	APos	TPos	Remark	Pol/Phase	Note
MHz	dBuV/m	dBuV	dB/m	dBuV/m	dB	cm	deg			
1	5440.00	43.16	0.16	43.00	54.00	-10.84	323	5 Average	Vertical	
2 *	5700.00	103.02	59.76	43.26	54.00	49.02	323	5 Average	Vertical	

802.11ax40
CH 102 (Horizontal) Peak
CH 102 (Vertical) Peak

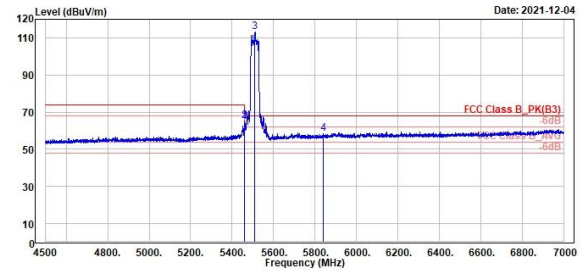

TÜV Rheinland Taiwan Ltd.
 No. 458-18, Sec 2, Fenliiao, Linkou Dist., New Taipei City 244, Taiwan(R.O.C.)
 Tel: +886-2172-1000 Fax: +886-2172-1322



	Freq	Level	Read	Limit	Over	APos	TPos	Remark	Pol/Phase	Note
	MHz	dBuV/m	dBuV	dB/m	dBuV/m	dB	cm	deg		
1	5457.00	64.08	20.71	43.37	74.00	-9.92	114	327	Peak	Horizontal
2	5462.00	65.24	22.66	43.38	65.20	-1.96	114	327	Peak	Horizontal
3	5510.00	114.69	71.25	43.44	68.20	46.49	114	327	Peak	Horizontal
4	5732.00	57.56	13.83	43.73	68.20	-10.64	114	327	Peak	Horizontal



TÜV Rheinland Taiwan Ltd.
 No. 458-18, Sec 2, Fenliiao, Linkou Dist., New Taipei City 244, Taiwan(R.O.C.)
 Tel: +886-2172-1000 Fax: +886-2172-1322



	Freq	Level	Read	Limit	Over	APos	TPos	Remark	Pol/Phase	Note
	MHz	dBuV/m	dBuV	dB/m	dBuV/m	dB	cm	deg		
1	5459.50	64.76	21.38	43.38	74.00	-9.24	341	333	Peak	Vertical
2	5461.50	65.20	21.82	43.38	65.20	-3.00	341	333	Peak	Vertical
3	5510.00	113.30	69.86	43.44	68.20	45.10	341	333	Peak	Vertical
4	5839.00	58.21	14.33	43.88	68.20	-9.99	341	333	Peak	Vertical

802.11ax40

CH 102 (Horizontal) Average

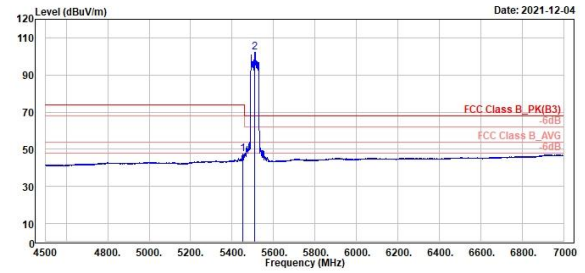
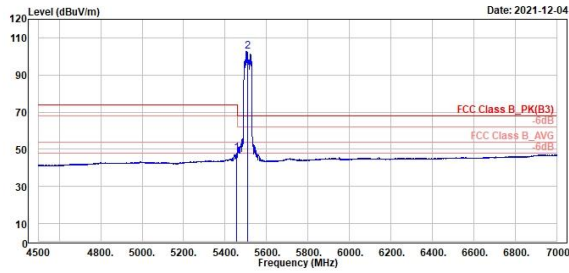
CH 102 (Vertical) Average



TUV Rheinland Taiwan Ltd.
No. 458-18, Sec 2, Fenliao, Linkou Dist., New Taipei City 244, Taiwan(R.O.C.)
Tel: +886-2172-1000 Fax: +886-2172-1322



TUV Rheinland Taiwan Ltd.
No. 458-18, Sec 2, Fenliao, Linkou Dist., New Taipei City 244, Taiwan(R.O.C.)
Tel: +886-2172-1000 Fax: +886-2172-1322



Peak	Freq	Level	Read Level	Factor	Limit Line	Over Limit	APos	TPos	Remark	Pol/Phase	Note
	MHz	dBuV/m	dBuV	dB/m	dBuV/m	dB	cm	deg			
1	5457.00	47.82	4.45	43.37	54.00	-6.18	114	327	Average	Horizontal	
2 *	5518.00	102.83	59.39	43.44	54.00	48.83	114	327	Average	Horizontal	

Peak	Freq	Level	Read Level	Factor	Limit Line	Over Limit	APos	TPos	Remark	Pol/Phase	Note
	MHz	dBuV/m	dBuV	dB/m	dBuV/m	dB	cm	deg			
1	5451.50	47.54	4.19	43.35	54.00	-6.46	341	333	Average	Vertical	
2 *	5518.00	102.25	58.81	43.44	54.00	48.25	341	333	Average	Vertical	

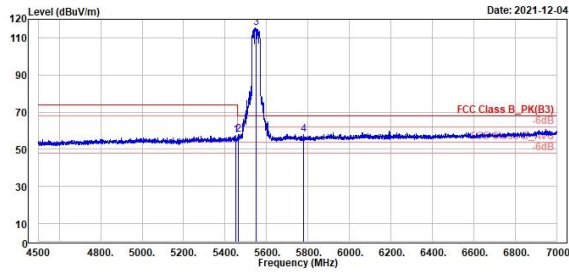
802.11ax40

CH 110 (Horizontal) Peak

CH 110 (Vertical) Peak



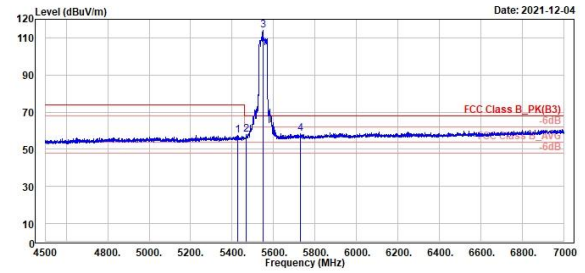
TUV Rheinland Taiwan Ltd.
No. 458-18, Sec 2, Fenliao, Linkou Dist., New Taipei City 244, Taiwan(R.O.C.)
Tel: +886-2172-1000 Fax: +886-2172-1322



	Read	Limit	Over	APos	TPos	Remark	Pol/Phase	Note	
1	Level	Line	Limit	cm	deg				
MHz	dBuV/m	dBuV	dB/m	dBuV/m	dB				
1	5451.00	57.45	14.10	43.35	74.00	-16.55	100	300 Peak	Horizontal
2	5465.50	57.75	14.35	43.40	68.20	-10.45	100	300 Peak	Horizontal
3 *	5559.00	115.65	72.41	43.24	68.20	47.45	100	300 Peak	Horizontal
4	5780.00	57.86	14.07	43.79	68.20	-10.34	100	300 Peak	Horizontal



TUV Rheinland Taiwan Ltd.
No. 458-18, Sec 2, Fenliao, Linkou Dist., New Taipei City 244, Taiwan(R.O.C.)
Tel: +886-2172-1000 Fax: +886-2172-1322



	Read	Limit	Over	APos	TPos	Remark	Pol/Phase	Note	
1	Level	Line	Limit	cm	deg				
MHz	dBuV/m	dBuV	dB/m	dBuV/m	dB				
1	5428.50	57.66	14.29	43.37	74.00	-16.34	324	358 Peak	Vertical
2	5469.50	58.09	14.68	43.41	68.20	-10.11	324	358 Peak	Vertical
3 *	5559.00	114.01	70.77	43.24	68.20	45.81	324	358 Peak	Vertical
4	5730.00	58.44	14.71	43.73	68.20	-9.76	324	358 Peak	Vertical

802.11ax40

CH 110 (Horizontal) Average

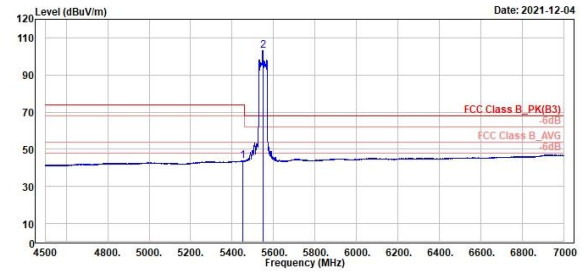
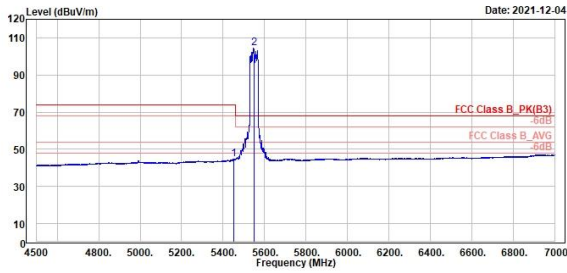
CH 110 (Vertical) Average



TUV Rheinland Taiwan Ltd.
No. 458-18, Sec 2, Fenliao, Linkou Dist., New Taipei City 244, Taiwan(R.O.C.)
Tel: +886-2172-1000 Fax: +886-2172-1322



TUV Rheinland Taiwan Ltd.
No. 458-18, Sec 2, Fenliao, Linkou Dist., New Taipei City 244, Taiwan(R.O.C.)
Tel: +886-2172-1000 Fax: +886-2172-1322



Freq	Level	Read Level	Factor	Limit Line	Over Limit	APos	TPos	Remark	Pol/Phase	Note
MHz	dBuV/m	dBuV	dB/m	dBuV/m	dB	cm	deg			
1	5452.00	44.66	1.31	43.35	54.00	-9.34	100	300 Average	Horizontal	
2 *	5550.00	104.56	61.32	43.24	54.00	50.56	100	300 Average	Horizontal	

Freq	Level	Read Level	Factor	Limit Line	Over Limit	APos	TPos	Remark	Pol/Phase	Note
MHz	dBuV/m	dBuV	dB/m	dBuV/m	dB	cm	deg			
1	5452.50	44.00	0.64	43.36	54.00	-10.00	324	358 Average	Vertical	
2 *	5550.00	102.98	59.74	43.24	54.00	48.98	324	358 Average	Vertical	

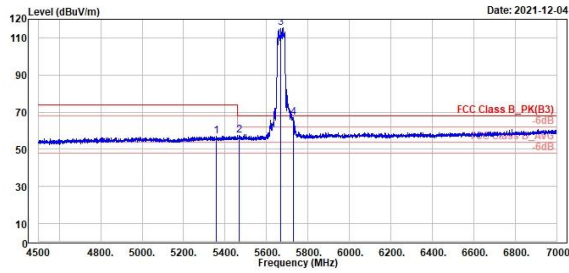
802.11ax40

CH 134 (Horizontal) Peak

CH 134 (Vertical) Peak



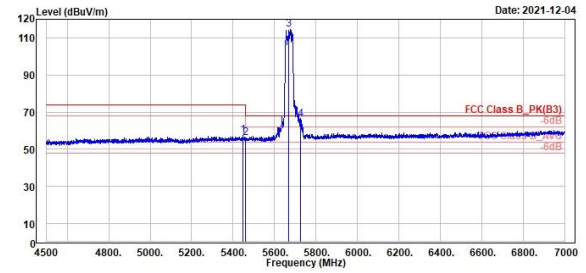
TUV Rheinland Taiwan Ltd.
No. 458-18, Sec 2, Fenliao, Linkou Dist., New Taipei City 244, Taiwan(R.O.C.)
Tel: +886-2172-1000 Fax: +886-2172-1322



	Freq	Level	Read	Limit	Over	APos	TPos	Remark	Pol/Phase	Note
	MHz	dBuV/m	dBuV	dB/m	dBuV/m	dB	cm	deg		
1	5357.58	57.13	14.10	43.03	74.00	-16.87	101	322	Peak	Horizontal
2	5468.00	57.35	13.94	43.41	68.20	-10.85	101	322	Peak	Horizontal
3 *	5678.00	115.42	71.92	43.50	68.20	47.22	101	322	Peak	Horizontal
4 !	5728.00	67.01	23.28	43.73	68.20	-1.19	101	322	Peak	Horizontal



TUV Rheinland Taiwan Ltd.
No. 458-18, Sec 2, Fenliao, Linkou Dist., New Taipei City 244, Taiwan(R.O.C.)
Tel: +886-2172-1000 Fax: +886-2172-1322



	Freq	Level	Read	Limit	Over	APos	TPos	Remark	Pol/Phase	Note
	MHz	dBuV/m	dBuV	dB/m	dBuV/m	dB	cm	deg		
1	5449.00	57.54	14.19	43.35	74.00	-16.46	324	339	Peak	Vertical
2	5461.00	56.22	12.84	43.38	68.20	-11.98	324	339	Peak	Vertical
3 *	5678.00	114.63	71.13	43.50	68.20	46.43	324	339	Peak	Vertical
4 !	5725.00	66.29	22.55	43.74	68.20	-1.91	324	339	Peak	Vertical

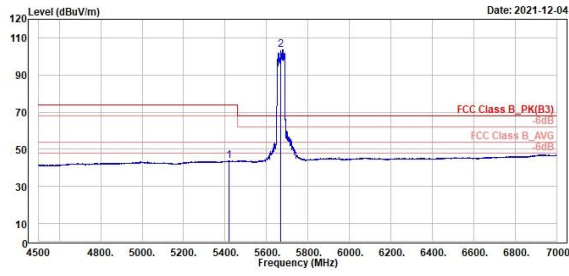
802.11ax40

CH 134 (Horizontal) Average

CH 134 (Vertical) Average



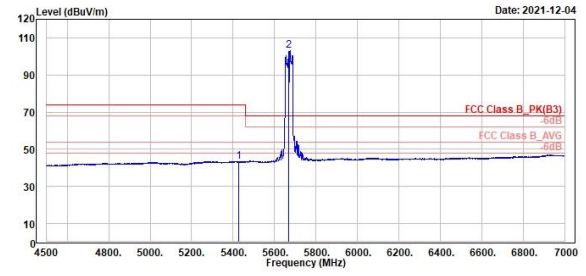
TUV Rheinland Taiwan Ltd.
No. 458-18, Sec 2, Fenliao, Linkou Dist., New Taipei City 244, Taiwan(R.O.C.)
Tel: +886-2172-1000 Fax: +886-2172-1322



Freq	Level	Read Level	Factor	Limit Line	Over Limit	APos	TPos	Remark	Pol/Phase	Note
MHz	dBuV/m	dBuV	dB/m	dBuV/m	dB	cm	deg			
1	5419.00	43.64	0.25	43.39	54.00	-10.36	101	322 Average	Horizontal	
2 *	5678.00	103.68	60.18	43.50	54.00	49.68	101	322 Average	Horizontal	



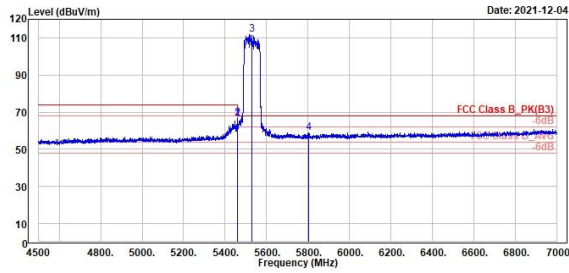
TUV Rheinland Taiwan Ltd.
No. 458-18, Sec 2, Fenliao, Linkou Dist., New Taipei City 244, Taiwan(R.O.C.)
Tel: +886-2172-1000 Fax: +886-2172-1322



Freq	Level	Read Level	Factor	Limit Line	Over Limit	APos	TPos	Remark	Pol/Phase	Note
MHz	dBuV/m	dBuV	dB/m	dBuV/m	dB	cm	deg			
1	5427.50	43.49	0.12	43.37	54.00	-10.51	324	339 Average	Vertical	
2 *	5678.00	102.95	59.45	43.50	54.00	48.95	324	339 Average	Vertical	

802.11ax80
CH 106 (Horizontal) Peak
CH 106 (Vertical) Peak

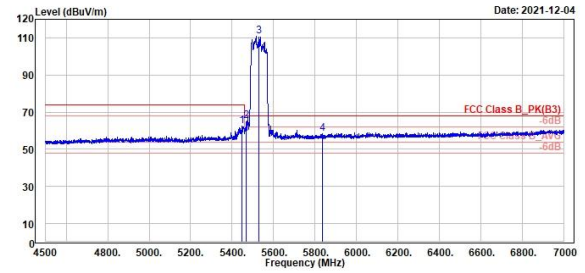

TÜV Rheinland Taiwan Ltd.
 No. 458-18, Sec 2, Fenliiao, Linkou Dist., New Taipei City 244, Taiwan(R.O.C.)
 Tel: +886-2172-1000 Fax: +886-2172-1322



	Freq	Level	Read	Limit	Over	APos	TPos	Remark	Pol/Phase	Note
	MHz	dBuV/m	dBuV	dB/m	dBuV/m	dB	cm	deg		
1	5458.58	66.24	22.86	43.38	74.00	-7.76	122	319 Peak	Horizontal	
2	5461.00	65.52	23.14	43.38	65.20	-1.68	122	319 Peak	Horizontal	
3 *	5530.00	111.88	68.54	43.34	68.20	43.68	122	319 Peak	Horizontal	
4	5895.00	58.71	14.86	43.85	68.20	-9.49	122	319 Peak	Horizontal	



TÜV Rheinland Taiwan Ltd.
 No. 458-18, Sec 2, Fenliiao, Linkou Dist., New Taipei City 244, Taiwan(R.O.C.)
 Tel: +886-2172-1000 Fax: +886-2172-1322



	Freq	Level	Read	Limit	Over	APos	TPos	Remark	Pol/Phase	Note
	MHz	dBuV/m	dBuV	dB/m	dBuV/m	dB	cm	deg		
1	5446.50	62.61	19.25	43.36	74.00	-11.39	354	334 Peak	Vertical	
2	5469.00	65.42	22.81	43.41	68.20	-2.78	354	334 Peak	Vertical	
3 *	5530.00	110.85	67.51	43.34	68.20	42.65	354	334 Peak	Vertical	
4	5835.50	58.26	14.38	43.88	68.20	-9.94	354	334 Peak	Vertical	

802.11ax80

CH 106 (Horizontal) Average

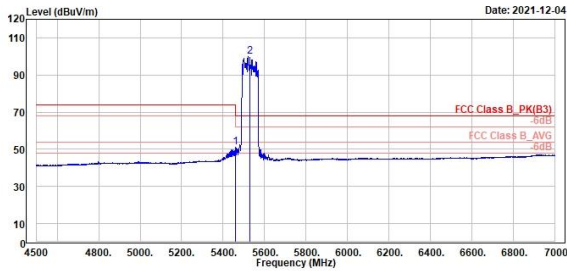
CH 106 (Vertical) Average



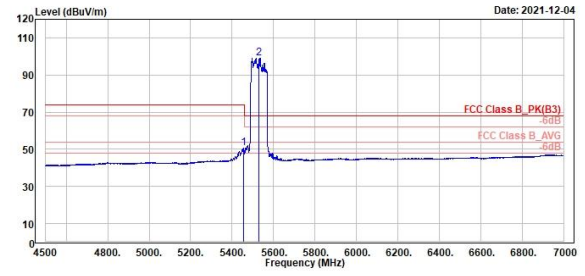
TUV Rheinland Taiwan Ltd.
No. 458-18, Sec 2, Fenliao, Linkou Dist., New Taipei City 244, Taiwan(R.O.C.)
Tel: +886-2172-1000 Fax: +886-2172-1322



TUV Rheinland Taiwan Ltd.
No. 458-18, Sec 2, Fenliao, Linkou Dist., New Taipei City 244, Taiwan(R.O.C.)
Tel: +886-2172-1000 Fax: +886-2172-1322



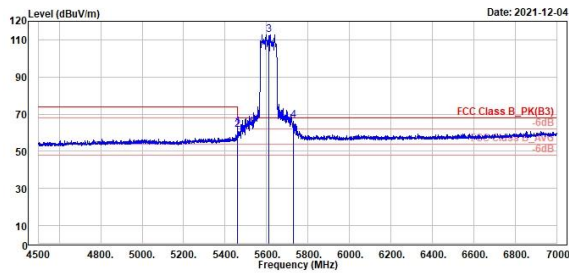
Level	Freq	Level	Read	Limit	Over	APos	TPos	Remark	Pol/Phase	Note
dBuV/m	MHz	dBuV/m	Level	Line	Limit	cm	deg			
51.20	5460.00	51.20	7.82	43.38	54.00	-2.80	122	319 Average	Horizontal	
99.92	5530.00	99.92	56.58	43.34	54.00	45.92	122	319 Average	Horizontal	



Level	Freq	Level	Read	Limit	Over	APos	TPos	Remark	Pol/Phase	Note
dBuV/m	MHz	dBuV/m	Level	Line	Limit	cm	deg			
50.66	5455.50	50.66	7.29	43.37	54.00	-3.34	354	334 Average	Vertical	
99.15	5530.00	99.15	55.81	43.34	54.00	45.15	354	334 Average	Vertical	

802.11ax80
CH 122 (Horizontal) Peak
CH 122 (Vertical) Peak

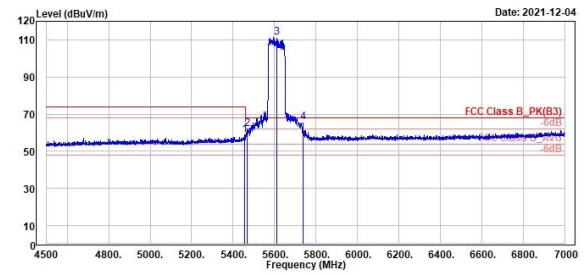

TÜV Rheinland Taiwan Ltd.
 No. 458-18, Sec 2, Fenliao, Linkou Dist., New Taipei City 244, Taiwan(R.O.C.)
 Tel: +886-2172-1000 Fax: +886-2172-1322



	Freq	Level	Read	Limit	Over	APos	TPos	Remark	Pol/Phase	Note
	MHz	dBuV/m	dBuV	dB/m	dBuV/m	dB	cm	deg		
1	5459.50	62.92	19.54	43.38	74.00	-11.08	100	322	Peak	Horizontal
2	5469.00	61.80	18.42	43.38	65.20	-6.40	100	322	Peak	Horizontal
3 *	5618.00	112.91	69.46	43.45	68.20	44.71	100	322	Peak	Horizontal
4 !	5738.50	66.40	22.67	43.73	68.20	-1.80	100	322	Peak	Horizontal



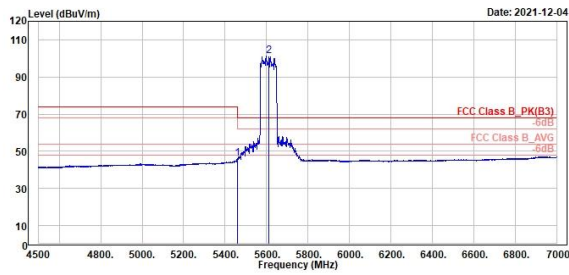
TÜV Rheinland Taiwan Ltd.
 No. 458-18, Sec 2, Fenliao, Linkou Dist., New Taipei City 244, Taiwan(R.O.C.)
 Tel: +886-2172-1000 Fax: +886-2172-1322



	Freq	Level	Read	Limit	Over	APos	TPos	Remark	Pol/Phase	Note
	MHz	dBuV/m	dBuV	dB/m	dBuV/m	dB	cm	deg		
1	5457.50	59.07	15.70	43.37	74.00	-14.93	335	332	Peak	Vertical
2	5469.00	61.88	18.47	43.41	65.20	-6.32	335	332	Peak	Vertical
3 *	5618.00	111.53	68.88	43.45	68.20	43.33	335	332	Peak	Vertical
4 !	5738.00	65.91	22.19	43.72	68.20	-2.29	335	332	Peak	Vertical

802.11ax80
CH 122 (Horizontal) Average
CH 122 (Vertical) Average

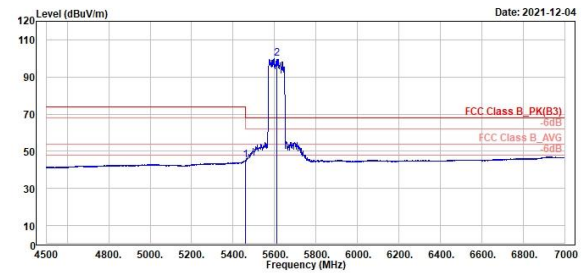

TÜV Rheinland Taiwan Ltd.
 No. 458-18, Sec 2, Fenliao, Linkou Dist., New Taipei City 244, Taiwan(R.O.C.)
 Tel: +886-2172-1000 Fax: +886-2172-1322



Freq	Level	Read Level	Factor	Limit Line	Over Limit	APos	TPos	Remark	Pol/Phase	Note
MHz	dBuV/m	dBuV	dB/m	dBuV/m	dB	cm	deg			
1	5459.58	45.91	2.53	43.38	54.00	-8.09	100	322 Average	Horizontal	
2 *	5618.00	101.09	57.64	43.45	54.00	47.09	100	322 Average	Horizontal	



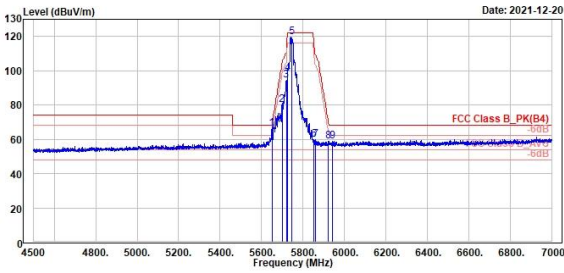
TÜV Rheinland Taiwan Ltd.
 No. 458-18, Sec 2, Fenliao, Linkou Dist., New Taipei City 244, Taiwan(R.O.C.)
 Tel: +886-2172-1000 Fax: +886-2172-1322



Freq	Level	Read Level	Factor	Limit Line	Over Limit	APos	TPos	Remark	Pol/Phase	Note
MHz	dBuV/m	dBuV	dB/m	dBuV/m	dB	cm	deg			
1	5468.00	45.00	1.62	43.38	54.00	-9.00	335	332 Average	Vertical	
2 *	5618.00	99.83	56.38	43.45	54.00	45.83	335	332 Average	Vertical	

Mask, 5.725GHz ~ 5.85GHz
U-NII-3
802.11a
CH 149 (Horizontal) Peak
CH 149 (Vertical) Peak

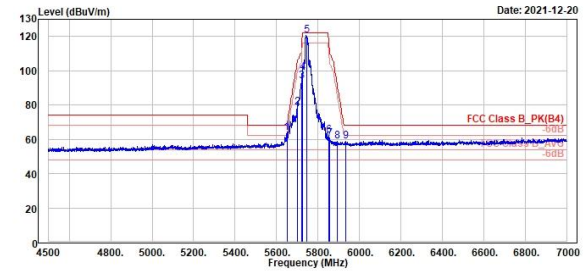

TÜV Rheinland Taiwan Ltd.
 No. 458-18, Sec 2, Fenliao, Linkou Dist., New Taipei City 244, Taiwan(R.O.C.)
 Tel: +886-2172-1000 Fax: +886-2172-1322



Peak	Freq	Level	Read	Limit	Over	APos	TPos	Remark	Pol/Phase	Note
	MHz	dBuV/m	dBuV	dB/m	dBuV/m	dB	cm	deg		
1	5650.00	66.27	23.15	43.12	68.20	-1.93	129	338 Peak	Horizontal	
2	5699.00	79.99	36.73	43.26	104.46	24.47	129	338 Peak	Horizontal	
3	5719.50	94.39	51.07	43.32	110.66	-16.27	129	338 Peak	Horizontal	
4	5724.50	98.34	55.00	43.34	121.06	-22.72	129	338 Peak	Horizontal	
5	5745.00	119.45	76.06	43.39	122.20	-2.75	129	338 Peak	Horizontal	
6	5851.00	59.66	16.07	43.59	119.92	-60.26	129	338 Peak	Horizontal	
7	5860.00	59.64	16.00	43.64	109.40	-49.76	129	338 Peak	Horizontal	
8	5923.50	58.77	14.87	43.90	69.31	-10.54	129	338 Peak	Horizontal	
9	5943.50	59.00	15.04	43.96	68.20	-9.20	129	338 Peak	Horizontal	



TÜV Rheinland Taiwan Ltd.
 No. 458-18, Sec 2, Fenliao, Linkou Dist., New Taipei City 244, Taiwan(R.O.C.)
 Tel: +886-2172-1000 Fax: +886-2172-1322



Peak	Freq	Level	Read	Limit	Over	APos	TPos	Remark	Pol/Phase	Note
	MHz	dBuV/m	dBuV	dB/m	dBuV/m	dB	cm	deg		
1	5650.00	63.86	20.64	43.22	68.20	-4.34	348	333 Peak	Vertical	
2	5700.00	70.54	35.28	43.26	105.20	-26.66	348	333 Peak	Vertical	
3	5720.00	93.88	50.52	43.36	110.00	-16.92	348	333 Peak	Vertical	
4	5724.00	98.79	55.40	43.39	119.92	-21.13	348	333 Peak	Vertical	
5	5745.00	120.74	77.26	43.48	122.20	-1.46	348	333 Peak	Vertical	
6	5854.00	62.50	18.69	43.81	113.00	-50.58	348	333 Peak	Vertical	
7	5855.00	60.22	16.41	43.81	110.00	-50.58	348	333 Peak	Vertical	
8	5892.00	59.01	15.10	43.91	92.58	-33.57	348	333 Peak	Vertical	
9	5934.50	58.88	14.99	43.89	68.20	-9.32	348	333 Peak	Vertical	

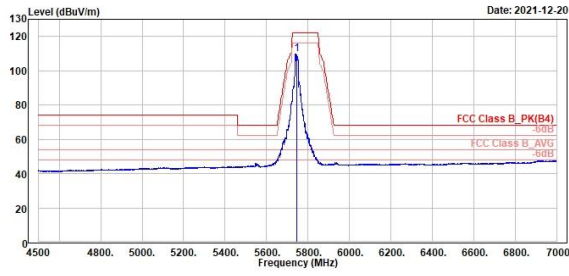
802.11a

CH 149 (Horizontal) Average

CH 149 (Vertical) Average



TÜV Rheinland Taiwan Ltd.
No. 458-18, Sec 2, Fenliao, Linkou Dist., New Taipei City 244, Taiwan(R.O.C.)
Tel: +886-2172-1000 Fax: +886-2172-1322

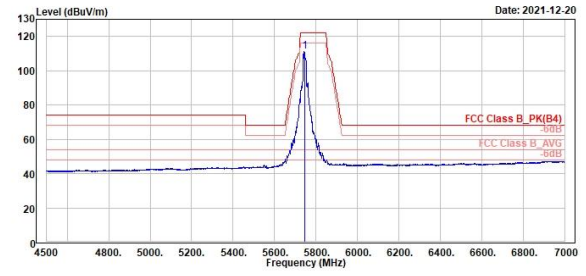


Read	Limit	Over	APos	TPos	Remark	Pol/Phase	Note
Level	Line	Limit	cm	deg			
Factor							
dBuV	dB/m	dBuV/m					
66.29	43.39	54.00	55.68	129	338	Average	Horizontal

1 * 5745.00 109.68



TÜV Rheinland Taiwan Ltd.
No. 458-18, Sec 2, Fenliao, Linkou Dist., New Taipei City 244, Taiwan(R.O.C.)
Tel: +886-2172-1000 Fax: +886-2172-1322

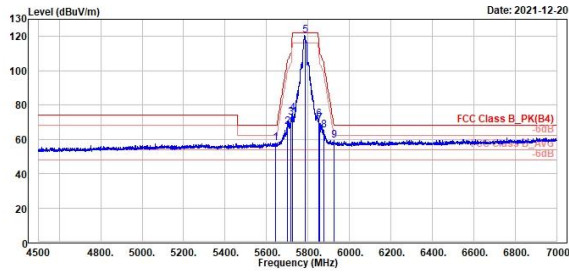


Read	Limit	Over	APos	TPos	Remark	Pol/Phase	Note
Level	Line	Limit	cm	deg			
Factor							
dBuV	dB/m	dBuV/m					
67.56	43.48	54.00	57.04	348	333	Average	Vertical

1 * 5745.00 111.04

802.11a
CH 157 (Horizontal) Peak
CH 157 (Vertical) Peak

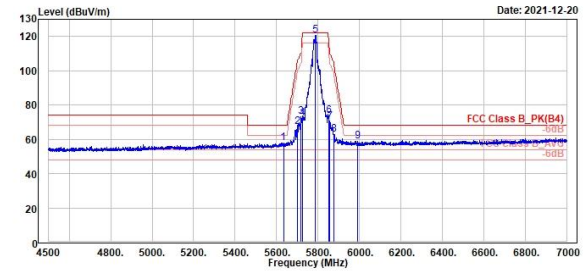

TÜV Rheinland Taiwan Ltd.
 No. 458-18, Sec 2, Fenliao, Linkou Dist., New Taipei City 244, Taiwan(R.O.C.)
 Tel: +886-2172-1000 Fax: +886-2172-1322



	Read	Limit	Over	APos	TPos	Remark	Pol/Phase	Note	
1	Level	Line	Limit	cm	deg				
MHz	dBuV/m	dBuV	dB/m	dBuV/m	dB				
1	5645.50	57.94	14.79	43.15	68.20	-10.26	260	62 Peak	Horizontal
2	5699.50	67.47	24.21	43.26	104.83	-37.36	260	62 Peak	Horizontal
3	5719.00	72.63	29.31	43.32	110.52	-37.89	260	62 Peak	Horizontal
4	5724.00	75.19	31.85	43.34	119.92	-44.73	260	62 Peak	Horizontal
5	5785.00	120.72	77.21	43.51	122.20	-1.48	260	62 Peak	Horizontal
6	5852.50	71.75	28.15	43.60	116.50	-44.75	260	62 Peak	Horizontal
7	5855.00	69.12	25.50	43.62	119.80	-41.68	260	62 Peak	Horizontal
8	5875.50	65.83	21.32	43.71	104.83	-39.80	260	62 Peak	Horizontal
9	5925.50	59.23	15.32	43.91	68.20	-8.97	260	62 Peak	Horizontal



TÜV Rheinland Taiwan Ltd.
 No. 458-18, Sec 2, Fenliao, Linkou Dist., New Taipei City 244, Taiwan(R.O.C.)
 Tel: +886-2172-1000 Fax: +886-2172-1322



	Read	Limit	Over	APos	TPos	Remark	Pol/Phase	Note	
1	Level	Line	Limit	cm	deg				
MHz	dBuV/m	dBuV	dB/m	dBuV/m	dB				
1	5633.50	58.07	14.86	43.21	68.20	-10.13	275	345 Peak	Vertical
2	5700.00	67.09	23.83	43.26	105.20	-38.11	275	345 Peak	Vertical
3	5719.00	73.40	30.84	43.36	110.52	-37.12	275	345 Peak	Vertical
4	5724.00	72.20	28.81	43.39	119.92	-47.72	275	345 Peak	Vertical
5	5785.00	120.85	77.24	43.61	122.20	-1.35	275	345 Peak	Vertical
6	5852.50	73.66	29.87	43.79	116.50	-42.84	275	345 Peak	Vertical
7	5855.00	70.34	26.53	43.81	119.80	-40.46	275	345 Peak	Vertical
8	5876.00	62.88	19.82	43.86	104.46	-41.58	275	345 Peak	Vertical
9	5992.00	58.83	14.84	43.99	68.20	-9.37	275	345 Peak	Vertical

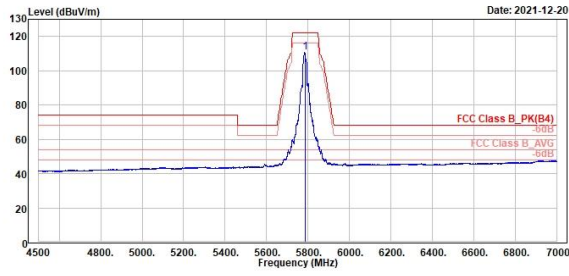
802.11a

CH 157 (Horizontal) Average

CH 157 (Vertical) Average



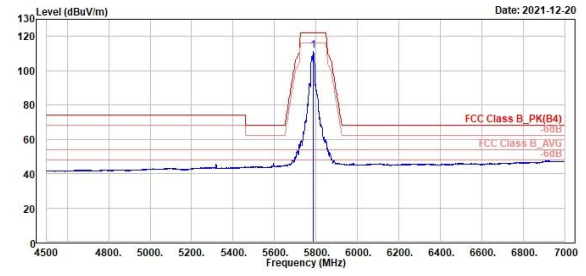
TÜV Rheinland Taiwan Ltd.
No. 458-18, Sec 2, Fenliao, Linkou Dist., New Taipei City 244, Taiwan(R.O.C.)
Tel: +886-2172-1000 Fax: +886-2172-1322



Read	Limit	Over	APos	TPos	Remark	Pol/Phase	Note		
Freq	Level	Level	Line	Limit					
MHz	dBuV/m	dBuV	dB/m	dBuV/m	dB	cm	deg		
1 *	5785.00	110.68	67.17	43.51	54.00	56.68	260	62 Average	Horizontal

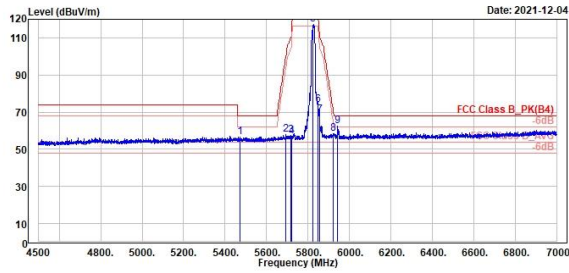


TÜV Rheinland Taiwan Ltd.
No. 458-18, Sec 2, Fenliao, Linkou Dist., New Taipei City 244, Taiwan(R.O.C.)
Tel: +886-2172-1000 Fax: +886-2172-1322

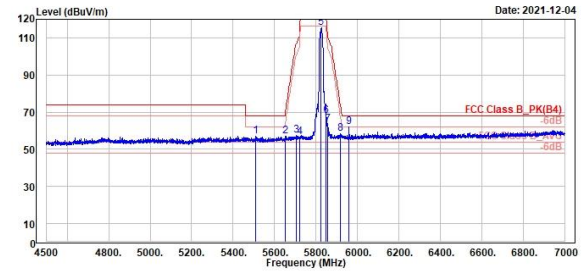


Read	Limit	Over	APos	TPos	Remark	Pol/Phase	Note		
Freq	Level	Level	Line	Limit					
MHz	dBuV/m	dBuV	dB/m	dBuV/m	dB	cm	deg		
1 *	5785.00	111.95	68.34	43.61	54.00	57.95	275	345 Average	Vertical

802.11a
CH 165 (Horizontal) Peak
CH 165 (Vertical) Peak

 TÜV Rheinland Taiwan Ltd.
 No. 458-18, Sec 2, Fenliao, Linkou Dist., New Taipei City 244, Taiwan(R.O.C.)
 Tel: +886-2172-1000 Fax: +886-2172-1322


	Freq	Level	Read	Limit	Over	APos	TPos	Remark	Pol/Phase	Note
	MHz	dBuV/m	dBuV	dB/m	dBuV/m	dB	cm	deg		
1	5471.50	56.76	13.35	43.41	68.20	-11.44	193	304 Peak	Horizontal	
2	5694.00	57.76	14.05	43.71	100.73	-43.02	193	304 Peak	Horizontal	
3	5715.50	57.40	13.65	43.75	109.54	-52.14	193	304 Peak	Horizontal	
4	5722.00	56.99	13.25	43.74	115.36	-58.37	193	304 Peak	Horizontal	
5 !	5825.00	117.30	73.43	43.87	122.20	-4.90	193	304 Peak	Horizontal	
6	5850.00	73.75	29.06	43.89	122.20	-48.45	193	304 Peak	Horizontal	
7	5855.00	68.56	24.65	43.91	119.89	-42.24	193	304 Peak	Horizontal	
8	5922.50	58.59	14.54	44.05	70.84	-11.45	193	304 Peak	Horizontal	
9 !	5943.50	62.53	18.46	44.07	68.20	-5.67	193	304 Peak	Horizontal	


 TÜV Rheinland Taiwan Ltd.
 No. 458-18, Sec 2, Fenliao, Linkou Dist., New Taipei City 244, Taiwan(R.O.C.)
 Tel: +886-2172-1000 Fax: +886-2172-1322


	Freq	Level	Read	Limit	Over	APos	TPos	Remark	Pol/Phase	Note
	MHz	dBuV/m	dBuV	dB/m	dBuV/m	dB	cm	deg		
1	5508.50	57.00	13.55	43.45	68.20	-11.20	274	316 Peak	Vertical	
2	5653.50	56.92	13.56	43.36	70.00	-13.08	274	316 Peak	Vertical	
3	5705.50	57.32	13.56	43.76	106.74	-49.42	274	316 Peak	Vertical	
4	5721.00	56.66	12.92	43.74	113.08	-56.42	274	316 Peak	Vertical	
5	5825.00	115.43	71.56	43.87	122.20	-6.77	274	316 Peak	Vertical	
6	5850.00	68.00	24.11	43.89	122.20	-54.20	274	316 Peak	Vertical	
7	5855.00	63.39	19.48	43.91	119.00	-47.41	274	316 Peak	Vertical	
8	5919.00	58.61	14.56	44.05	72.62	-14.01	274	316 Peak	Vertical	
9	5958.00	62.10	18.02	44.08	68.20	-6.10	274	316 Peak	Vertical	

802.11a

CH 165 (Horizontal) Average

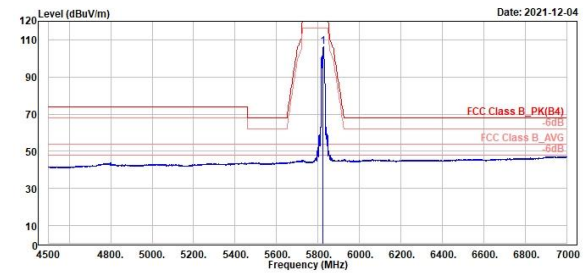
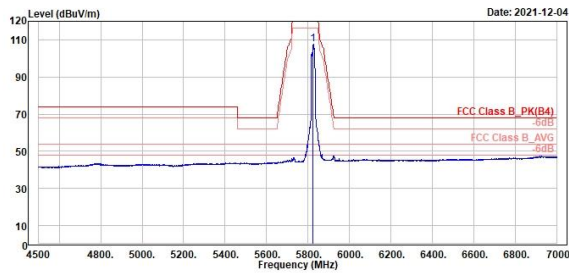
CH 165 (Vertical) Average



TUV Rheinland Taiwan Ltd.
No. 458-18, Sec 2, Fenliao, Linkou Dist., New Taipei City 244, Taiwan(R.O.C.)
Tel: +886-2172-1000 Fax: +886-2172-1322



TUV Rheinland Taiwan Ltd.
No. 458-18, Sec 2, Fenliao, Linkou Dist., New Taipei City 244, Taiwan(R.O.C.)
Tel: +886-2172-1000 Fax: +886-2172-1322

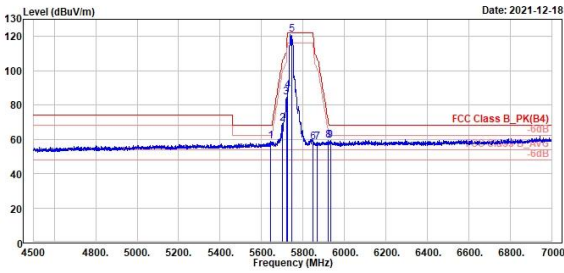


1 *	5825.00	107.53	63.66	43.87	54.00	53.53	193	304	Average	Horizontal
-----	---------	--------	-------	-------	-------	-------	-----	-----	---------	------------

1 *	5825.00	106.33	62.46	43.87	54.00	52.33	274	316	Average	Vertical
-----	---------	--------	-------	-------	-------	-------	-----	-----	---------	----------

802.11ax20
CH 149 (Horizontal) Peak
CH 149 (Vertical) Peak

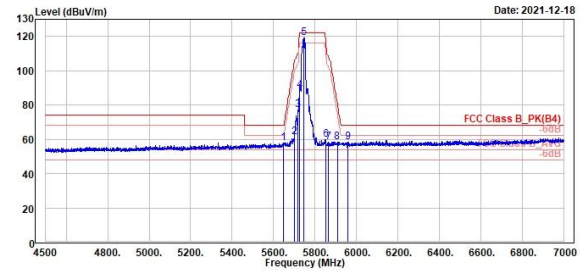

TÜV Rheinland Taiwan Ltd.
 No. 458-18, Sec 2, Fenliao, Linkou Dist., New Taipei City 244, Taiwan(R.O.C.)
 Tel: +886-2172-1000 Fax: +886-2172-1322



	Read	Limit	Over	APos	TPos	Remark	Pol/Phase	Note	
1	Level	Line	Limit	cm	deg				
MHz	dBuV/m	dBuV	dB/m	dBuV/m	dB				
1	5645.50	58.78	15.63	43.15	68.20	-9.42	204	309 Peak	Horizontal
2	5700.00	63.97	25.71	43.26	105.20	-36.23	204	309 Peak	Horizontal
3	5719.50	84.31	48.99	43.32	110.66	-26.35	204	309 Peak	Horizontal
4	5725.00	88.59	45.25	43.34	122.20	-33.61	204	309 Peak	Horizontal
5	5745.00	121.03	77.64	43.39	122.20	-1.17	204	309 Peak	Horizontal
6	5850.00	58.43	14.84	43.59	122.20	-63.77	204	309 Peak	Horizontal
7	5867.00	58.23	14.55	43.68	107.44	-49.21	204	309 Peak	Horizontal
8	5926.50	59.50	15.61	43.89	71.52	-12.02	204	309 Peak	Horizontal
9	5932.00	59.41	15.49	43.92	68.20	-8.79	204	309 Peak	Horizontal



TÜV Rheinland Taiwan Ltd.
 No. 458-18, Sec 2, Fenliao, Linkou Dist., New Taipei City 244, Taiwan(R.O.C.)
 Tel: +886-2172-1000 Fax: +886-2172-1322



	Read	Limit	Over	APos	TPos	Remark	Pol/Phase	Note	
1	Level	Line	Limit	cm	deg				
MHz	dBuV/m	dBuV	dB/m	dBuV/m	dB				
1	5647.50	57.70	14.48	43.22	68.20	-10.50	343	324 Peak	Vertical
2	5700.00	61.09	17.83	43.26	105.20	-44.11	343	324 Peak	Vertical
3	5719.00	76.98	33.62	43.36	110.52	-33.54	343	324 Peak	Vertical
4	5724.50	88.53	45.14	43.39	121.06	-32.53	343	324 Peak	Vertical
5	5745.00	119.14	75.66	43.48	122.20	-3.06	343	324 Peak	Vertical
6	5850.50	59.74	15.95	43.79	121.06	-61.32	343	324 Peak	Vertical
7	5864.00	58.95	14.52	43.83	100.28	-49.93	343	324 Peak	Vertical
8	5907.50	58.52	14.59	43.93	81.11	-22.59	343	324 Peak	Vertical
9	5960.00	58.40	14.49	43.91	68.20	-9.80	343	324 Peak	Vertical

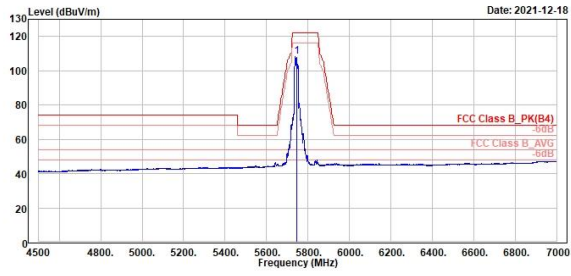
802.11ax20

CH 149 (Horizontal) Average

CH 149 (Vertical) Average



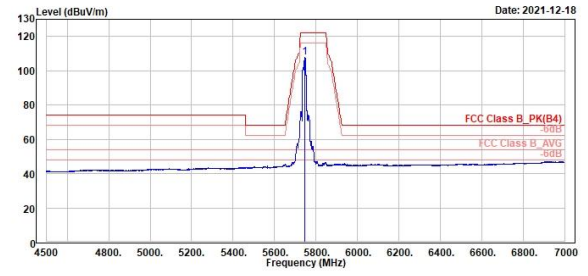
TUV Rheinland Taiwan Ltd.
No. 458-18, Sec 2, Fenliao, Linkou Dist., New Taipei City 244, Taiwan(R.O.C.)
Tel: +886-2172-1000 Fax: +886-2172-1322



Freq	Level	Read Level	Factor	Limit Line	Over Limit	APos	TPos	Remark	Pol/Phase	Note
MHz	dBuV/m	dBuV	dB/m	dBuV/m	dB	cm	deg			
1 * 5745.00	107.86	64.63	43.39	54.00	54.02	294	309	Average	Horizontal	



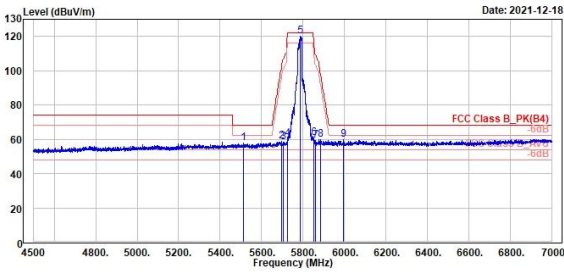
TUV Rheinland Taiwan Ltd.
No. 458-18, Sec 2, Fenliao, Linkou Dist., New Taipei City 244, Taiwan(R.O.C.)
Tel: +886-2172-1000 Fax: +886-2172-1322



Freq	Level	Read Level	Factor	Limit Line	Over Limit	APos	TPos	Remark	Pol/Phase	Note
MHz	dBuV/m	dBuV	dB/m	dBuV/m	dB	cm	deg			
1 * 5745.00	107.86	64.38	43.48	54.00	53.86	343	324	Average	Vertical	

802.11ax20
CH 157 (Horizontal) Peak
CH 157 (Vertical) Peak

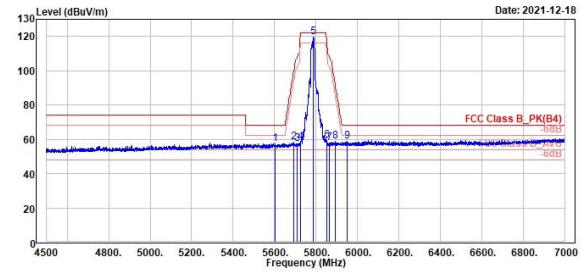

TÜV Rheinland Taiwan Ltd.
 No. 458-18, Sec 2, Fenliao, Linkou Dist., New Taipei City 244, Taiwan(R.O.C.)
 Tel: +886-2172-1000 Fax: +886-2172-1322



	Read	Limit	Over	APos	TPos	Remark	Pol/Phase	Note
Freq	Level	Level	Line	Limit				
MHz	dBuV/m	dBuV	dB/m	dBuV/m	dB	cm	deg	
1	5514.50	58.06	14.44	43.62	68.20	-10.14	152	317 Peak Horizontal
2	5696.50	58.58	14.93	43.65	102.62	-44.04	152	317 Peak Horizontal
3	5706.50	58.57	14.90	43.67	107.02	-48.45	152	317 Peak Horizontal
4	5725.00	60.51	16.82	43.69	122.20	-61.69	152	317 Peak Horizontal
5	5785.00	120.30	76.56	43.74	122.20	-1.90	152	317 Peak Horizontal
6	5851.00	60.63	16.74	43.89	119.92	-59.29	152	317 Peak Horizontal
7	5861.00	59.14	15.22	43.92	109.12	-49.98	152	317 Peak Horizontal
8	5884.00	59.80	15.81	43.99	98.52	-38.72	152	317 Peak Horizontal
9	5996.00	59.99	15.67	44.32	68.20	-8.21	152	317 Peak Horizontal



TÜV Rheinland Taiwan Ltd.
 No. 458-18, Sec 2, Fenliao, Linkou Dist., New Taipei City 244, Taiwan(R.O.C.)
 Tel: +886-2172-1000 Fax: +886-2172-1322



	Read	Limit	Over	APos	TPos	Remark	Pol/Phase	Note
Freq	Level	Level	Line	Limit				
MHz	dBuV/m	dBuV	dB/m	dBuV/m	dB	cm	deg	
1	5602.50	57.58	14.01	43.57	68.20	-10.62	269	19 Peak Vertical
2	5691.00	58.28	14.66	43.62	98.56	-40.28	269	19 Peak Vertical
3	5707.50	57.39	13.72	43.67	107.30	-49.91	269	19 Peak Vertical
4	5725.00	58.15	14.46	43.69	122.20	-64.05	269	19 Peak Vertical
5	5785.00	119.51	75.77	43.74	122.20	-2.69	269	19 Peak Vertical
6	5851.00	59.40	15.51	43.89	119.92	-60.52	269	19 Peak Vertical
7	5866.50	57.96	14.02	43.94	107.58	-49.62	269	19 Peak Vertical
8	5895.00	58.73	14.71	44.02	90.36	-31.63	269	19 Peak Vertical
9	5948.50	58.76	14.49	44.27	68.20	-9.44	269	19 Peak Vertical

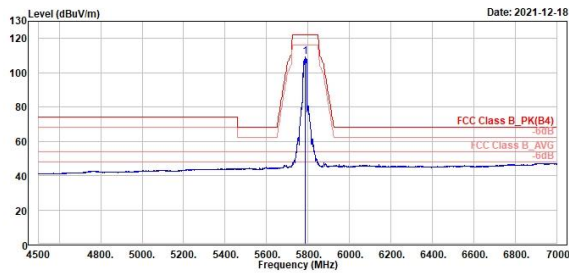
802.11ax20

CH 157 (Horizontal) Average

CH 157 (Vertical) Average



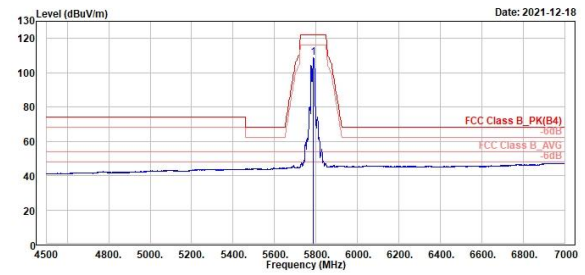
TÜV Rheinland Taiwan Ltd.
No. 458-18, Sec 2, Fenliao, Linkou Dist., New Taipei City 244, Taiwan(R.O.C.)
Tel: +886-2172-1000 Fax: +886-2172-1322



Read	Limit	Over	APos	TPos	Remark	Pol/Phase	Note			
Freq	Level	Level	Line	Limit						
MHz	dBuV/m	dBuV	dB/m	dBuV/m	dB	cm	deg			
1 *	5785.00	109.21	65.47	43.74	54.00	55.21	152	317	Average	Horizontal

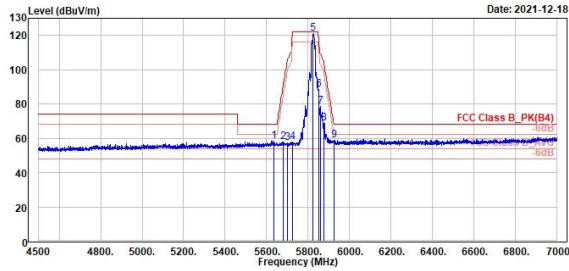


TÜV Rheinland Taiwan Ltd.
No. 458-18, Sec 2, Fenliao, Linkou Dist., New Taipei City 244, Taiwan(R.O.C.)
Tel: +886-2172-1000 Fax: +886-2172-1322

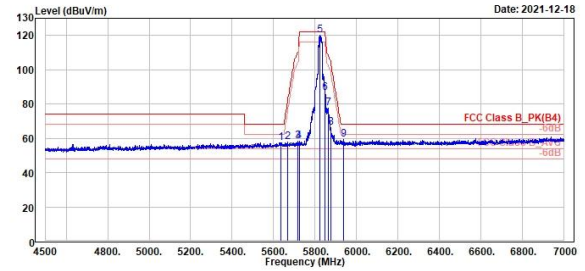


Read	Limit	Over	APos	TPos	Remark	Pol/Phase	Note			
Freq	Level	Level	Line	Limit						
MHz	dBuV/m	dBuV	dB/m	dBuV/m	dB	cm	deg			
1 *	5785.00	108.79	65.05	43.74	54.00	54.79	269	19	Average	Vertical

802.11ax20
CH 165 (Horizontal) Peak
CH 165 (Vertical) Peak

 TÜV Rheinland Taiwan Ltd.
 No. 458-18, Sec 2, Fenliiao, Linkou Dist., New Taipei City 244, Taiwan(R.O.C.)
 Tel: +886-2172-1000 Fax: +886-2172-1322


Peak	Freq	Level	Read	Limit	Over	APos	TPos	Remark	Pol/Phase	Note
	MHz	dBuV/m	dBuV	dB/m	dB	cm	deg			
1	5636.50	58.36	15.17	43.19	68.20	-9.84	235	325 Peak	Horizontal	
2	5681.00	57.94	14.73	43.21	91.18	-33.24	235	325 Peak	Horizontal	
3	5781.50	57.54	14.27	43.27	105.62	-48.08	235	325 Peak	Horizontal	
4	5725.00	57.91	14.57	43.34	122.20	-64.29	235	325 Peak	Horizontal	
5	5825.00	121.16	77.59	43.57	122.20	-1.04	235	325 Peak	Horizontal	
6	5856.50	88.32	44.73	43.59	121.06	-32.74	235	325 Peak	Horizontal	
7	5856.00	78.47	34.83	43.64	109.40	-30.93	235	325 Peak	Horizontal	
8	5878.50	68.94	25.21	43.73	102.60	-33.66	235	325 Peak	Horizontal	
9	5925.00	58.91	15.00	43.91	68.20	-9.29	235	325 Peak	Horizontal	


 TÜV Rheinland Taiwan Ltd.
 No. 458-18, Sec 2, Fenliiao, Linkou Dist., New Taipei City 244, Taiwan(R.O.C.)
 Tel: +886-2172-1000 Fax: +886-2172-1322


Peak	Freq	Level	Read	Limit	Over	APos	TPos	Remark	Pol/Phase	Note
	MHz	dBuV/m	dBuV	dB/m	dB	cm	deg			
1	5637.50	57.50	14.29	43.21	68.20	-10.70	236	330 Peak	Vertical	
2	5668.50	58.04	14.80	43.24	81.93	-23.89	236	330 Peak	Vertical	
3	5719.00	58.14	14.78	43.36	110.52	-52.38	236	330 Peak	Vertical	
4	5723.50	58.20	14.83	43.37	118.78	-60.58	236	330 Peak	Vertical	
5	5825.00	119.88	76.16	43.72	122.20	-2.32	236	330 Peak	Vertical	
6	5856.00	86.47	42.68	43.79	122.20	-35.73	236	330 Peak	Vertical	
7	5863.50	77.76	33.93	43.83	108.42	-30.66	236	330 Peak	Vertical	
8	5875.00	66.38	22.52	43.86	105.20	-38.82	236	330 Peak	Vertical	
9	5936.50	59.07	15.17	43.90	68.20	-9.13	236	330 Peak	Vertical	

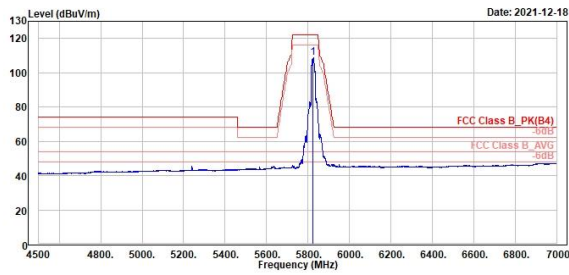
802.11ax20

CH 165 (Horizontal) Average

CH 165 (Vertical) Average



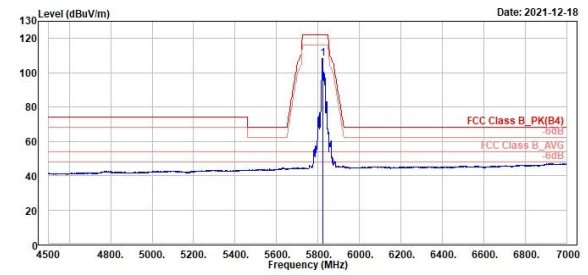
TÜV Rheinland Taiwan Ltd.
No. 458-18, Sec 2, Fenliao, Linkou Dist., New Taipei City 244, Taiwan(R.O.C.)
Tel: +886-2172-1000 Fax: +886-2172-1322



Freq	Level	Read Level	Factor	Limit Line	Over Limit	APos	TPos	Remark	Pol/Phase	Note
MHz	dBuV/m	dBuV	dB/m	dBuV/m	dB	cm	deg			
1 * 5825.00	108.82	65.25	43.57	54.00	54.82	235	325	Average	Horizontal	



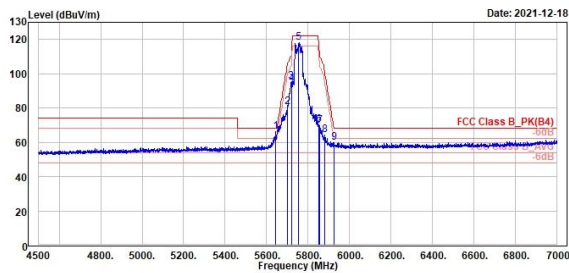
TÜV Rheinland Taiwan Ltd.
No. 458-18, Sec 2, Fenliao, Linkou Dist., New Taipei City 244, Taiwan(R.O.C.)
Tel: +886-2172-1000 Fax: +886-2172-1322



Freq	Level	Read Level	Factor	Limit Line	Over Limit	APos	TPos	Remark	Pol/Phase	Note
MHz	dBuV/m	dBuV	dB/m	dBuV/m	dB	cm	deg			
1 * 5825.00	108.33	64.61	43.72	54.00	54.33	236	330	Average	Vertical	

802.11ax40
CH 151 (Horizontal) Peak
CH 151 (Vertical) Peak

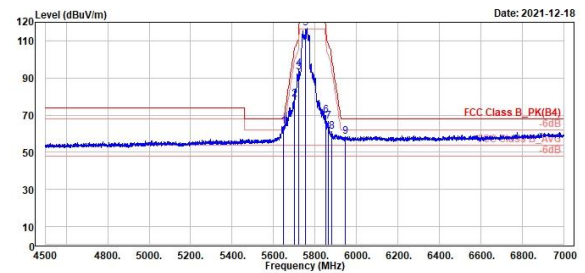

TÜV Rheinland Taiwan Ltd.
 No. 438-18, Sec 2, Fenliao, Linkou Dist., New Taipei City 244, Taiwan(R.O.C.)
 Tel: +886-2172-1000 Fax: +886-2172-1322



Freq	Level	Read	Limit	Over	APos	TPos	Remark	Pol/Phase	Note
MHz	dBuV/m	dBuV	dB/m	dBuV/m	dB	cm	deg		
1	5644.00	66.22	23.06	43.16	68.20	-1.98	194	310 Peak	Horizontal
2	5700.00	80.54	37.28	43.26	105.20	24.66	194	310 Peak	Horizontal
3	5719.50	95.29	51.97	43.32	110.66	-15.37	194	310 Peak	Horizontal
4	5720.00	93.89	50.57	43.32	110.80	-16.91	194	310 Peak	Horizontal
5	5755.00	118.33	74.91	43.42	122.20	-3.87	194	310 Peak	Horizontal
6	5854.00	70.37	26.75	43.62	113.08	-42.71	194	310 Peak	Horizontal
7	5857.00	69.66	26.03	43.63	110.24	-40.58	194	310 Peak	Horizontal
8	5879.00	64.42	20.68	43.74	102.23	-37.81	194	310 Peak	Horizontal
9	5925.00	59.79	15.88	43.91	68.20	-8.41	194	310 Peak	Horizontal



TÜV Rheinland Taiwan Ltd.
 No. 438-18, Sec 2, Fenliao, Linkou Dist., New Taipei City 244, Taiwan(R.O.C.)
 Tel: +886-2172-1000 Fax: +886-2172-1322



Freq	Level	Read	Limit	Over	APos	TPos	Remark	Pol/Phase	Note
MHz	dBuV/m	dBuV	dB/m	dBuV/m	dB	cm	deg		
1	5649.50	64.06	20.84	43.22	68.20	-4.14	354	13 Peak	Vertical
2	5700.00	78.63	35.37	43.26	105.20	-26.57	354	13 Peak	Vertical
3	5720.00	93.04	49.68	43.36	110.80	-17.76	354	13 Peak	Vertical
4	5722.00	94.79	51.42	43.37	115.36	-20.57	354	13 Peak	Vertical
5	5755.00	116.67	73.15	43.52	122.20	-5.53	354	13 Peak	Vertical
6	5852.50	69.63	25.84	43.79	116.50	-46.87	354	13 Peak	Vertical
7	5865.00	66.47	22.63	43.84	100.00	-41.53	354	13 Peak	Vertical
8	5882.00	61.22	17.34	43.88	100.00	-38.78	354	13 Peak	Vertical
9	5948.00	58.55	14.67	43.88	68.20	-9.65	354	13 Peak	Vertical