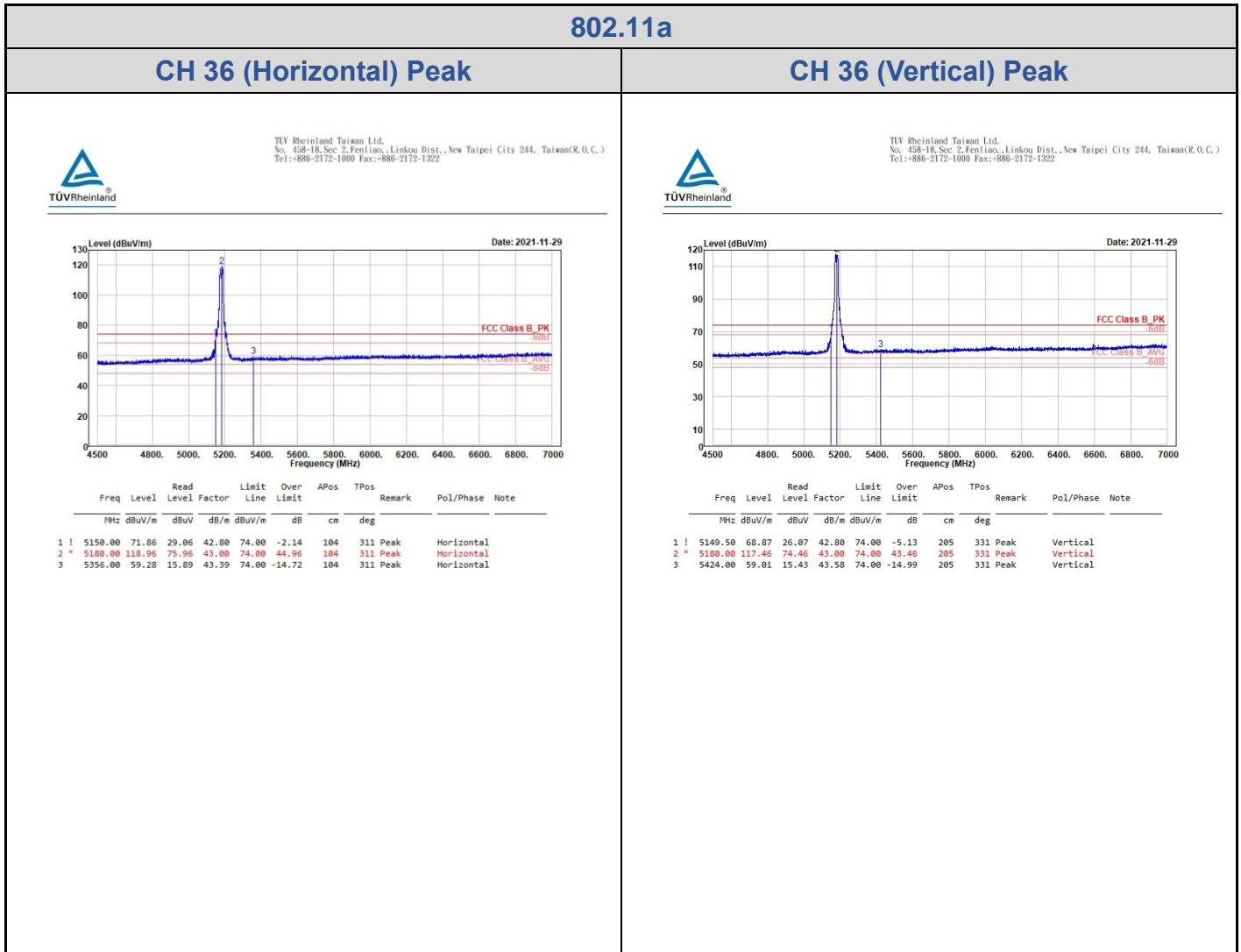


Appendix B:

Test Results of Radiation Spurious Emissions & Mains Conducted Emission (Adapter Mode)

Band Edges, 4.5GHz ~ 5.15GHz

U-NII-1



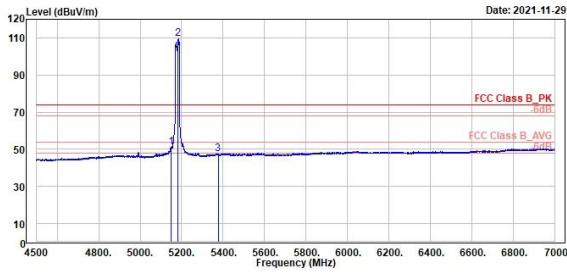
802.11a

CH 36 (Horizontal) Average

CH 36 (Vertical) Average



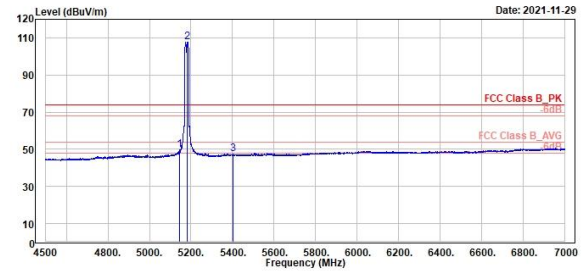
TUV Rheinland Taiwan Ltd.
No. 438-18, Sec 2, Fenliao, Linkou Dist., New Taipei City 244, Taiwan(R.O.C.)
Tel: +886-2172-1000 Fax: +886-2172-1322



1	2	3	Read Level	Factor	Limit Line	Over Limit	APos	TPos	Remark	Pol/Phase	Note
MHz	dBuV/m	dBuV	dB/m	dBuV/m	dB	cm	deg				
5149.58	51.09	8.29	42.80	54.00	-2.91	104	311	Average	Horizontal		
5180.00	109.59	66.59	43.00	54.00	55.59	104	311	Average	Horizontal		
5376.00	47.62	4.13	43.49	54.00	-6.38	104	311	Average	Horizontal		



TUV Rheinland Taiwan Ltd.
No. 438-18, Sec 2, Fenliao, Linkou Dist., New Taipei City 244, Taiwan(R.O.C.)
Tel: +886-2172-1000 Fax: +886-2172-1322



1	2	3	Read Level	Factor	Limit Line	Over Limit	APos	TPos	Remark	Pol/Phase	Note
MHz	dBuV/m	dBuV	dB/m	dBuV/m	dB	cm	deg				
5144.50	49.73	6.95	42.78	54.00	-4.27	205	331	Average	Vertical		
5180.00	107.61	64.61	43.00	54.00	53.61	205	331	Average	Vertical		
5403.00	47.65	4.05	43.60	54.00	-6.35	205	331	Average	Vertical		

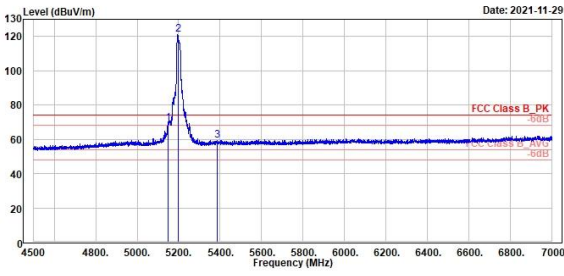
802.11a

CH 40 (Horizontal) Peak

CH 40 (Vertical) Peak



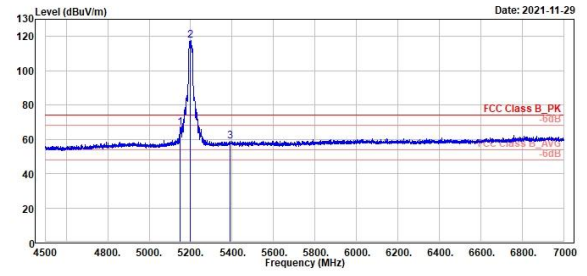
TUV Rheinland Taiwan Ltd.
No. 458-18, Sec 2, Fenliao, Linkou Dist., New Taipei City 244, Taiwan(R.O.C.)
Tel: +886-2172-1000 Fax: +886-2172-1322



1	2	3	4	5	6	7	8	9	10	11	12	13	14	15	16	17	18	19	20
1	2	3	4	5	6	7	8	9	10	11	12	13	14	15	16	17	18	19	20
MHz	Level	Read	Level	Factor	Limit	Over	APos	TPos	Remark	Pol/Phase	Note								
MHz	dBuV/m	dBuV	dB/m	dBuV/m	dB	cm	deg												
5150.00	69.17	26.37	42.80	74.00	-4.83	100	300	Peak	Horizontal										
5200.00	120.99	77.85	43.14	74.00	46.99	100	300	Peak	Horizontal										
5385.00	59.40	15.86	43.54	74.00	-14.60	100	300	Peak	Horizontal										



TUV Rheinland Taiwan Ltd.
No. 458-18, Sec 2, Fenliao, Linkou Dist., New Taipei City 244, Taiwan(R.O.C.)
Tel: +886-2172-1000 Fax: +886-2172-1322



1	2	3	4	5	6	7	8	9	10	11	12	13	14	15	16	17	18	19	20
1	2	3	4	5	6	7	8	9	10	11	12	13	14	15	16	17	18	19	20
MHz	Level	Read	Level	Factor	Limit	Over	APos	TPos	Remark	Pol/Phase	Note								
MHz	dBuV/m	dBuV	dB/m	dBuV/m	dB	cm	deg												
5150.00	66.54	23.74	42.80	74.00	-7.46	303	329	Peak	Vertical										
5200.00	117.85	74.71	43.14	74.00	43.85	303	329	Peak	Vertical										
5392.00	59.03	15.46	43.57	74.00	-14.97	303	329	Peak	Vertical										

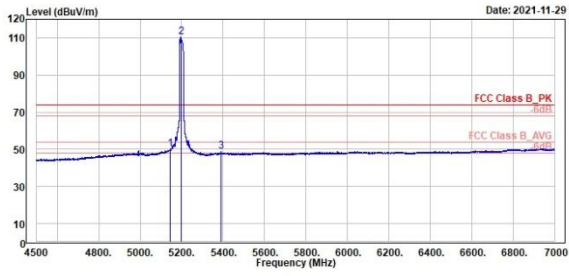
802.11a

CH 40 (Horizontal) Average

CH 40 (Vertical) Average



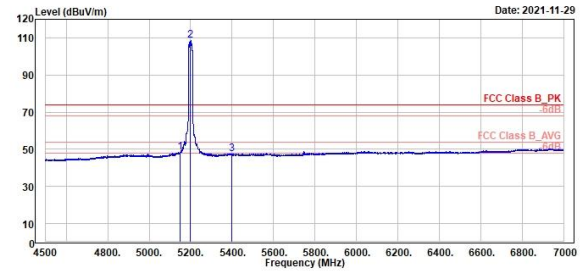
TUV Rheinland Taiwan Ltd.
No. 458-18, Sec 2, Fenliao, Linkou Dist., New Taipei City 244, Taiwan(R.O.C.)
Tel: +886-2172-1000 Fax: +886-2172-1322



Freq	Level	Read Level	Factor	Limit Line	Over Limit	APos	TPos	Remark	Pol/Phase	Note
MHz	dBuV/m	dBuV	dB/m	dBuV/m	dB	cm	deg			
1 5146.00	50.26	7.48	42.78	54.00	-3.74	100	300	Average	Horizontal	
2 * 5200.00	110.58	67.44	43.14	54.00	56.58	100	300	Average	Horizontal	
3 5390.50	48.63	5.07	43.56	54.00	-5.37	100	300	Average	Horizontal	



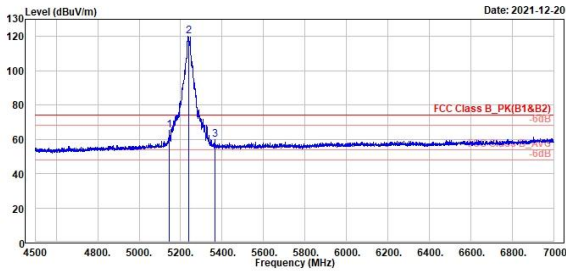
TUV Rheinland Taiwan Ltd.
No. 458-18, Sec 2, Fenliao, Linkou Dist., New Taipei City 244, Taiwan(R.O.C.)
Tel: +886-2172-1000 Fax: +886-2172-1322



Freq	Level	Read Level	Factor	Limit Line	Over Limit	APos	TPos	Remark	Pol/Phase	Note
MHz	dBuV/m	dBuV	dB/m	dBuV/m	dB	cm	deg			
1 5149.00	48.32	5.52	42.80	54.00	-5.68	303	329	Average	Vertical	
2 * 5200.00	100.39	65.25	43.14	54.00	54.39	303	329	Average	Vertical	
3 5397.50	47.65	4.05	43.60	54.00	-6.35	303	329	Average	Vertical	

802.11a
CH 48 (Horizontal) Peak
CH 48 (Vertical) Peak

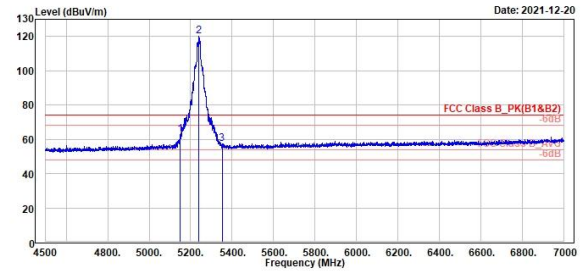

TÜV Rheinland Taiwan Ltd.
 No. 458-18, Sec 2, Fenliao, Linkou Dist., New Taipei City 244, Taiwan(R.O.C.)
 Tel: +886-2172-1000 Fax: +886-2172-1322



Peak	Freq (MHz)	Level (dBuV/m)	Read Level (dBuV)	Factor (dB/m)	Limit (dBuV/m)	Over Limit (dB)	APos (cm)	TPos (deg)	Remark	Pol/Phase	Note
1	5146.00	65.13	22.24	42.89	74.00	-8.87	100	330	Peak	Horizontal	
2	5240.00	119.98	77.07	42.91	74.00	45.98	100	330	Peak	Horizontal	
3	5366.00	59.58	16.60	42.98	74.00	-14.42	100	330	Peak	Horizontal	



TÜV Rheinland Taiwan Ltd.
 No. 458-18, Sec 2, Fenliao, Linkou Dist., New Taipei City 244, Taiwan(R.O.C.)
 Tel: +886-2172-1000 Fax: +886-2172-1322



Peak	Freq (MHz)	Level (dBuV/m)	Read Level (dBuV)	Factor (dB/m)	Limit (dBuV/m)	Over Limit (dB)	APos (cm)	TPos (deg)	Remark	Pol/Phase	Note
1	5150.00	62.81	20.41	42.40	74.00	-11.19	273	332	Peak	Vertical	
2	5240.00	119.90	77.33	42.57	74.00	45.90	273	332	Peak	Vertical	
3	5351.50	57.33	14.56	42.77	74.00	-16.67	273	332	Peak	Vertical	

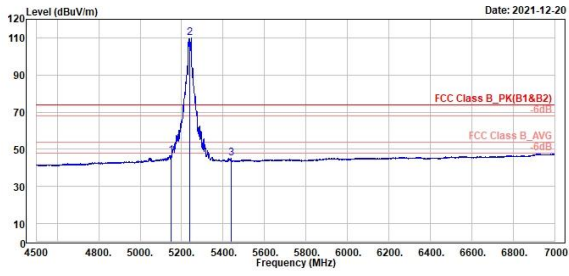
802.11a

CH 48 (Horizontal) Average

CH 48 (Vertical) Average



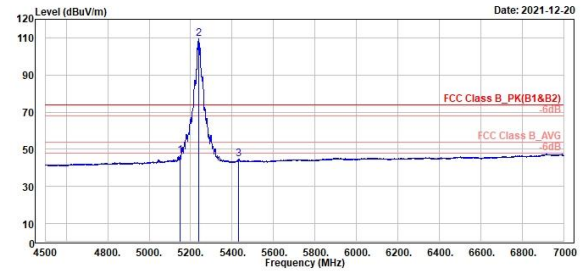
TUV Rheinland Taiwan Ltd.
No. 458-18, Sec 2, Fenliao, Linkou Dist., New Taipei City 244, Taiwan(R.O.C.)
Tel: +886-2172-1000 Fax: +886-2172-1322



1	2	3							
Freq	Level	Read	Limit	Over	APos	TPos	Remark	Pol/Phase	Note
MHz	dBuV/m	dBuV	dB/m	dBuV/m	dB	cm	deg		
5148.58	46.72	3.82	42.90	54.00	-7.28	100	330	Average	Horizontal
5240.00	109.93	67.02	42.91	54.00	55.93	100	330	Average	Horizontal
5437.50	45.22	2.13	43.09	54.00	-8.78	100	330	Average	Horizontal



TUV Rheinland Taiwan Ltd.
No. 458-18, Sec 2, Fenliao, Linkou Dist., New Taipei City 244, Taiwan(R.O.C.)
Tel: +886-2172-1000 Fax: +886-2172-1322



1	2	3							
Freq	Level	Read	Limit	Over	APos	TPos	Remark	Pol/Phase	Note
MHz	dBuV/m	dBuV	dB/m	dBuV/m	dB	cm	deg		
5149.00	46.46	4.06	42.40	54.00	-7.54	273	332	Average	Vertical
5240.00	109.66	67.09	42.57	54.00	55.66	273	332	Average	Vertical
5431.00	44.75	1.79	42.96	54.00	-9.25	273	332	Average	Vertical

802.11ax20

CH 36 (Horizontal) Peak

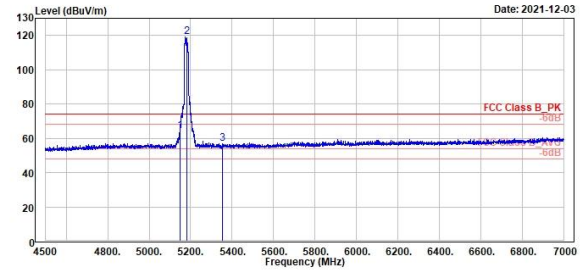
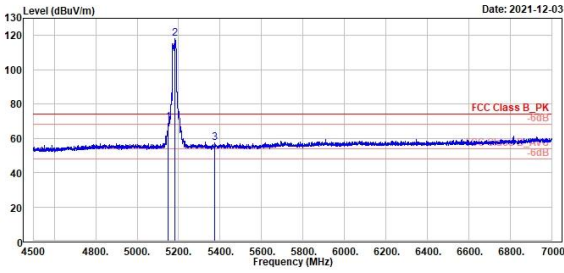
CH 36 (Vertical) Peak



TUV Rheinland Taiwan Ltd.
No. 458-18, Sec. 2, Fenliao, Linkou Dist., New Taipei City 244, Taiwan(R.O.C.)
Tel: +886-2172-1000 Fax: +886-2172-1322



TUV Rheinland Taiwan Ltd.
No. 458-18, Sec. 2, Fenliao, Linkou Dist., New Taipei City 244, Taiwan(R.O.C.)
Tel: +886-2172-1000 Fax: +886-2172-1322



	Read	Limit	Over	APos	TPos	Remark	Pol/Phase	Note
1	2	3	Line	Limit	cm	deg		
Freq	Level	Level	Factor	Line	Limit	Limit	Remark	Pol/Phase
MHz	dBuV/m	dBuV	dB/m	dBuV/m	dB	cm	deg	
5149.50	69.00	26.60	42.40	74.00	-5.00	107	310 Peak	Horizontal
5180.00	117.95	75.41	42.54	74.00	43.95	107	310 Peak	Horizontal
5374.50	57.39	14.20	43.19	74.00	-16.61	107	310 Peak	Horizontal

	Read	Limit	Over	APos	TPos	Remark	Pol/Phase	Note
1	2	3	Line	Limit	cm	deg		
Freq	Level	Level	Factor	Line	Limit	Limit	Remark	Pol/Phase
MHz	dBuV/m	dBuV	dB/m	dBuV/m	dB	cm	deg	
5150.00	64.31	21.91	42.40	74.00	-9.69	287	327 Peak	Vertical
5180.00	119.21	76.67	42.54	74.00	45.21	287	327 Peak	Vertical
5352.50	56.90	13.91	42.99	74.00	-17.10	287	327 Peak	Vertical

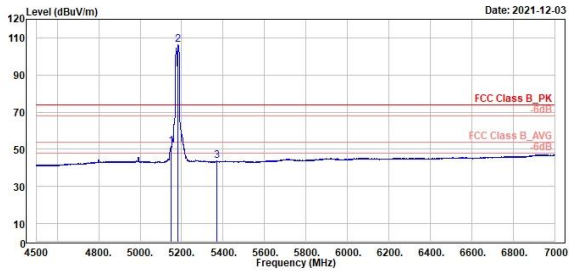
802.11ax20

CH 36 (Horizontal) Average

CH 36 (Vertical) Average



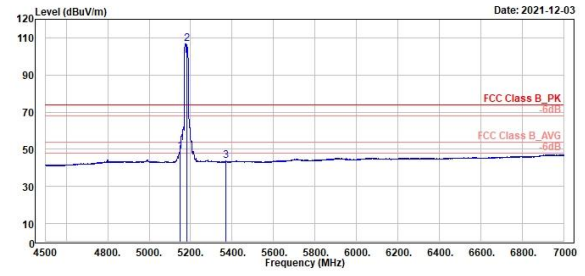
TUV Rheinland Taiwan Ltd.
No. 458-18, Sec 2, Fenliao, Linkou Dist., New Taipei City 244, Taiwan(R.O.C.)
Tel: +886-2172-1000 Fax: +886-2172-1322



1	2	3	Read Level	Factor	Limit Line	Over Limit	APos	TPos	Remark	Pol/Phase	Note
MHz	dBuV/m	dBuV	dB/m	dBuV/m	dB	cm	deg				
5150.00	51.35	8.95	42.40	54.00	-2.65	107	310	Average	Horizontal		
5180.00	106.27	63.73	42.54	54.00	52.27	107	310	Average	Horizontal		
5368.50	43.66	0.53	43.13	54.00	-10.34	107	310	Average	Horizontal		



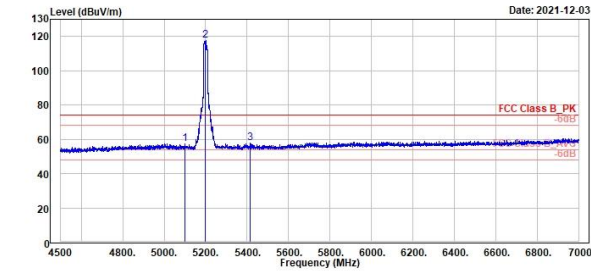
TUV Rheinland Taiwan Ltd.
No. 458-18, Sec 2, Fenliao, Linkou Dist., New Taipei City 244, Taiwan(R.O.C.)
Tel: +886-2172-1000 Fax: +886-2172-1322



1	2	3	Read Level	Factor	Limit Line	Over Limit	APos	TPos	Remark	Pol/Phase	Note
MHz	dBuV/m	dBuV	dB/m	dBuV/m	dB	cm	deg				
5150.00	48.60	6.20	42.40	54.00	-5.40	287	327	Average	Vertical		
5180.00	106.90	64.36	42.54	54.00	52.90	287	327	Average	Vertical		
5369.50	43.69	0.55	43.14	54.00	-10.31	287	327	Average	Vertical		

802.11ax20
CH 40 (Horizontal) Peak
CH 40 (Vertical) Peak

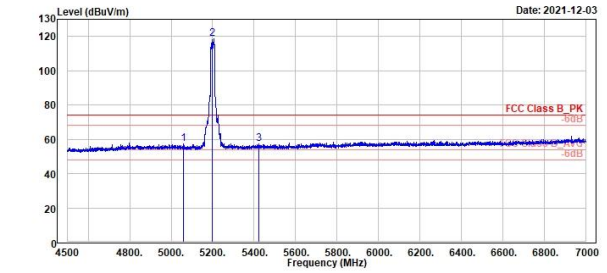

TÜV Rheinland Taiwan Ltd.
 No. 458-18, Sec 2, Fenliao, Linkou Dist., New Taipei City 244, Taiwan(R.O.C.)
 Tel: +886-2172-1000 Fax: +886-2172-1322



Peak	Freq	Level	Read Level	Factor	Limit Line	Over Limit	APos	TPos	Remark	Pol/Phase	Note
	MHz	dBuV/m	dBuV	dB/m	dBuV/m	dB	cm	deg			
1	5180.00	57.17	14.82	42.35	74.00	-16.83	181	302	Peak	Horizontal	
2	5200.00	127.72	75.00	42.64	74.00	43.72	181	302	Peak	Horizontal	
3	5414.00	57.93	14.54	43.39	74.00	-16.07	181	302	Peak	Horizontal	



TÜV Rheinland Taiwan Ltd.
 No. 458-18, Sec 2, Fenliao, Linkou Dist., New Taipei City 244, Taiwan(R.O.C.)
 Tel: +886-2172-1000 Fax: +886-2172-1322



Peak	Freq	Level	Read Level	Factor	Limit Line	Over Limit	APos	TPos	Remark	Pol/Phase	Note
	MHz	dBuV/m	dBuV	dB/m	dBuV/m	dB	cm	deg			
1	5060.00	57.18	14.78	42.40	74.00	-16.82	286	325	Peak	Vertical	
2	5200.00	119.82	75.18	42.64	74.00	44.82	286	325	Peak	Vertical	
3	5422.00	57.17	13.78	43.39	74.00	-16.83	286	325	Peak	Vertical	

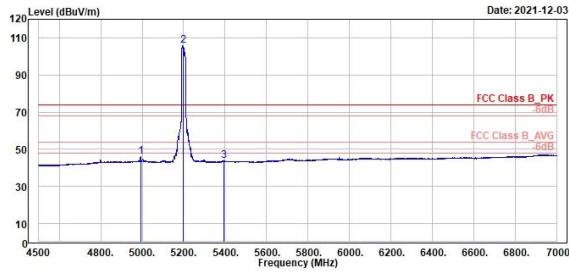
802.11ax20

CH 40 (Horizontal) Average

CH 40 (Vertical) Average



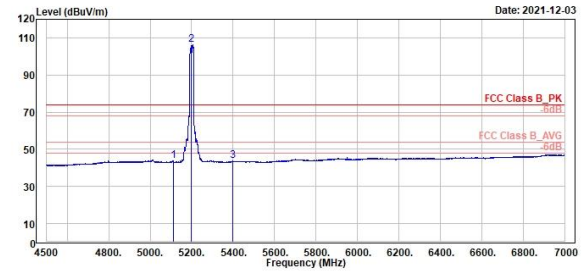
TUV Rheinland Taiwan Ltd.
No. 458-18, Sec 2, Fenliao, Linkou Dist., New Taipei City 244, Taiwan(R.O.C.)
Tel: +886-2172-1000 Fax: +886-2172-1322



1	2	3
4992.00	5200.00	5392.50
Level	Level	Level
45.89	105.75	43.79
Read Level	Read Level	Read Level
Factor	Factor	Factor
3.23	63.11	0.45
42.66	42.64	43.34
Limit	Limit	Limit
54.00	54.00	54.00
Over	Over	Over
Limit	Limit	Limit
-8.11	51.75	-10.21
APos	APos	APos
181	181	181
TPos	TPos	TPos
302	302	302
Remark	Remark	Remark
Average	Average	Average
Pol/Phase	Pol/Phase	Pol/Phase
Horizontal	Horizontal	Horizontal
Note	Note	Note



TUV Rheinland Taiwan Ltd.
No. 458-18, Sec 2, Fenliao, Linkou Dist., New Taipei City 244, Taiwan(R.O.C.)
Tel: +886-2172-1000 Fax: +886-2172-1322



1	2	3
5110.50	5200.00	5397.00
Level	Level	Level
43.80	106.35	43.65
Read Level	Read Level	Read Level
Factor	Factor	Factor
1.62	63.71	0.26
42.36	42.64	43.39
Limit	Limit	Limit
54.00	54.00	54.00
Over	Over	Over
-10.02	52.35	-10.35
APos	APos	APos
286	286	286
TPos	TPos	TPos
325	325	325
Remark	Remark	Remark
Average	Average	Average
Pol/Phase	Pol/Phase	Pol/Phase
Vertical	Vertical	Vertical
Note	Note	Note

802.11ax20

CH 48 (Horizontal) Peak

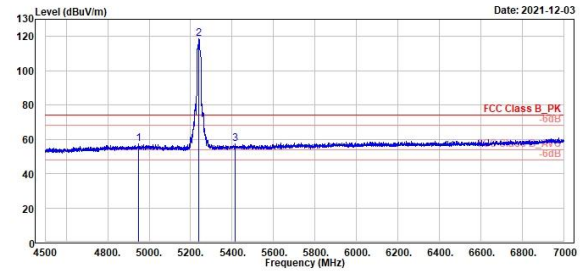
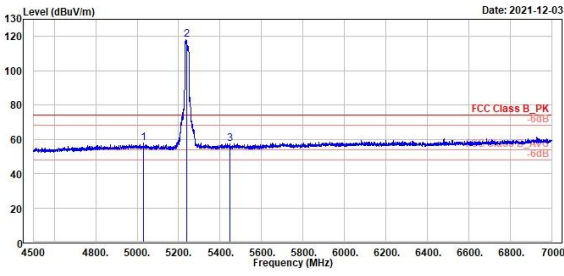
CH 48 (Vertical) Peak



TUV Rheinland Taiwan Ltd.
No. 458-18, Sec 2, Fenliao, Linkou Dist., New Taipei City 244, Taiwan(R.O.C.)
Tel: +886-2172-1000 Fax: +886-2172-1322



TUV Rheinland Taiwan Ltd.
No. 458-18, Sec 2, Fenliao, Linkou Dist., New Taipei City 244, Taiwan(R.O.C.)
Tel: +886-2172-1000 Fax: +886-2172-1322



Peak	Freq (MHz)	Level (dBuV/m)	Read Level (dBuV)	Factor (dB/m)	Limit Line (dBuV/m)	Over Limit (dB)	APos (cm)	TPos (deg)	Remark	Pol/Phase	Note
1	5032.00	57.67	15.16	42.51	74.00	-16.33	127	331	Peak	Horizontal	
2	5249.00	118.11	75.36	42.75	74.00	44.11	127	331	Peak	Horizontal	
3	5447.00	57.53	14.17	43.36	74.00	-16.47	127	331	Peak	Horizontal	

Peak	Freq (MHz)	Level (dBuV/m)	Read Level (dBuV)	Factor (dB/m)	Limit Line (dBuV/m)	Over Limit (dB)	APos (cm)	TPos (deg)	Remark	Pol/Phase	Note
1	4949.50	57.28	14.65	42.63	74.00	-16.72	338	326	Peak	Vertical	
2	5249.00	118.71	75.96	42.75	74.00	44.71	338	326	Peak	Vertical	
3	5414.00	57.13	13.74	43.39	74.00	-16.87	338	326	Peak	Vertical	

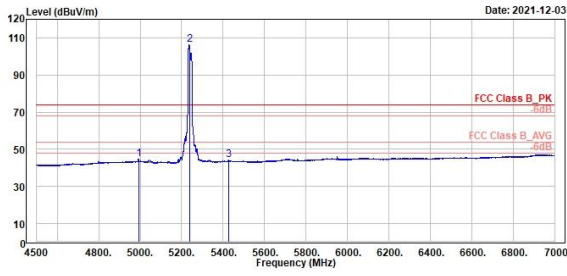
802.11ax20

CH 48 (Horizontal) Average

CH 48 (Vertical) Average



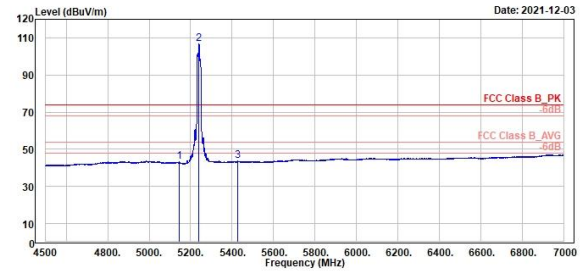
TUV Rheinland Taiwan Ltd.
No. 458-18, Sec 2, Fenliao, Linkou Dist., New Taipei City 244, Taiwan(R.O.C.)
Tel: +886-2172-1000 Fax: +886-2172-1322



1	2	3	Read Level	Factor	Limit Line	Over Limit	APos	TPos	Remark	Pol/Phase	Note
MHz	dBuV/m	dBuV	dB/m	dBuV/m	dB	cm	deg				
4992.00	44.65	1.99	42.66	54.00	-9.35	127	331	Average	Horizontal		
5249.00	106.29	63.54	42.75	54.00	52.29	127	331	Average	Horizontal		
5426.00	44.03	0.65	43.38	54.00	-9.97	127	331	Average	Horizontal		



TUV Rheinland Taiwan Ltd.
No. 458-18, Sec 2, Fenliao, Linkou Dist., New Taipei City 244, Taiwan(R.O.C.)
Tel: +886-2172-1000 Fax: +886-2172-1322



1	2	3	Read Level	Factor	Limit Line	Over Limit	APos	TPos	Remark	Pol/Phase	Note
MHz	dBuV/m	dBuV	dB/m	dBuV/m	dB	cm	deg				
5145.00	43.43	1.04	42.39	54.00	-10.57	338	326	Average	Vertical		
5249.00	106.57	63.82	42.75	54.00	52.57	338	326	Average	Vertical		
5427.00	43.59	0.21	43.38	54.00	-10.41	338	326	Average	Vertical		

802.11ax40

CH 38 (Horizontal) Peak

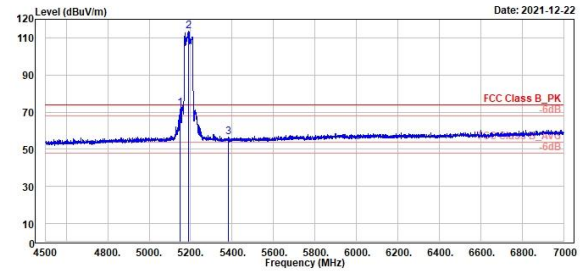
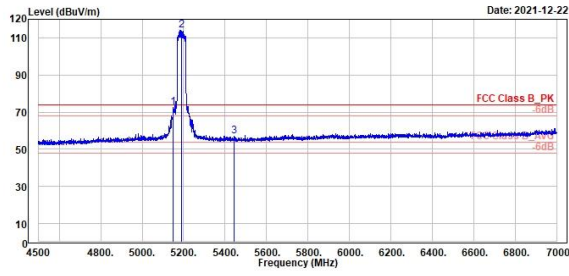
CH 38 (Vertical) Peak



TUV Rheinland Taiwan Ltd.
No. 458-18, Sec 2, Fenliao, Linkou Dist., New Taipei City 244, Taiwan(R.O.C.)
Tel: +886-2172-1000 Fax: +886-2172-1322



TUV Rheinland Taiwan Ltd.
No. 458-18, Sec 2, Fenliao, Linkou Dist., New Taipei City 244, Taiwan(R.O.C.)
Tel: +886-2172-1000 Fax: +886-2172-1322



Peak	Freq	Level	Read	Factor	Limit	Over	APos	TPos	Remark	Pol/Phase	Note
	MHz	dBuV/m	dBuV	dB/m	dBuV/m	dB	cm	deg			
1	5149.58	72.77	29.87	42.90	74.00	-1.23	182	301	Peak	Horizontal	
2	5198.00	114.15	71.14	43.01	74.00	40.15	182	301	Peak	Horizontal	
3	5444.50	56.98	13.91	43.07	74.00	-17.02	182	301	Peak	Horizontal	

Peak	Freq	Level	Read	Factor	Limit	Over	APos	TPos	Remark	Pol/Phase	Note
	MHz	dBuV/m	dBuV	dB/m	dBuV/m	dB	cm	deg			
1	5158.00	71.95	29.55	42.40	74.00	-3.05	286	328	Peak	Vertical	
2	5198.00	113.82	71.31	42.51	74.00	39.82	286	328	Peak	Vertical	
3	5383.00	56.55	13.75	42.80	74.00	-17.45	286	328	Peak	Vertical	

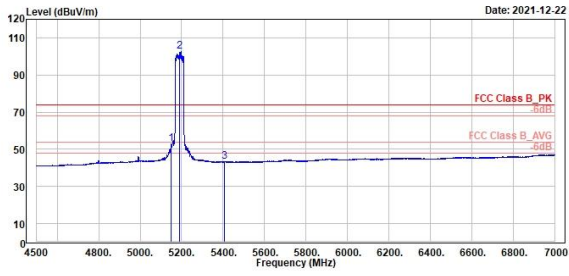
802.11ax40

CH 38 (Horizontal) Average

CH 38 (Vertical) Average



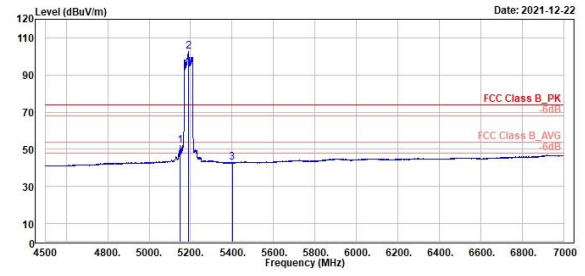
TUV Rheinland Taiwan Ltd.
No. 458-18, Sec 2, Fenliao, Linkou Dist., New Taipei City 244, Taiwan(R.O.C.)
Tel: +886-2172-1000 Fax: +886-2172-1322



Read	Level	Factor	Limit	Over	APos	TPos	Remark	Pol/Phase	Note
MHz	dBuV/m	dBuV	dB/m	dBuV/m	dB	cm	deg		
1	5150.00	52.93	18.03	42.90	54.00	-1.07	102	301	Average Horizontal
2	5190.00	102.57	59.56	43.01	54.00	48.57	102	301	Average Horizontal
3	5407.00	43.48	0.29	43.19	54.00	-10.52	102	301	Average Horizontal



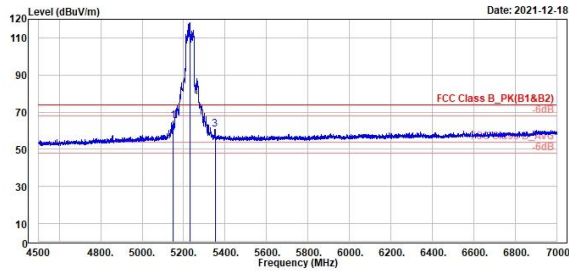
TUV Rheinland Taiwan Ltd.
No. 458-18, Sec 2, Fenliao, Linkou Dist., New Taipei City 244, Taiwan(R.O.C.)
Tel: +886-2172-1000 Fax: +886-2172-1322



Read	Level	Factor	Limit	Over	APos	TPos	Remark	Pol/Phase	Note
MHz	dBuV/m	dBuV	dB/m	dBuV/m	dB	cm	deg		
1	5149.50	51.85	9.45	42.40	54.00	-2.15	286	328	Average Vertical
2	5190.00	102.46	59.95	42.51	54.00	48.46	286	328	Average Vertical
3	5400.50	42.94	0.13	42.81	54.00	-11.06	286	328	Average Vertical

802.11ax40
CH 46 (Horizontal) Peak
CH 46 (Vertical) Peak

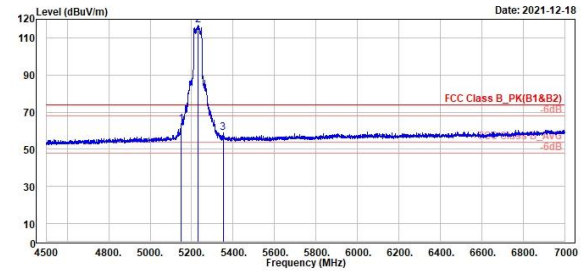

TÜV Rheinland Taiwan Ltd.
 No. 458-18, Sec 2, Fenliao, Linkou Dist., New Taipei City 244, Taiwan(R.O.C.)
 Tel: +886-2172-1000 Fax: +886-2172-1322



Peak	Freq	Level	Read Level	Factor	Limit Line	Over Limit	APos	TPos	Remark	Pol/Phase	Note
	MHz	dBuV/m	dBuV	dB/m	dBuV/m	dB	cm	deg			
1	5149.58	65.47	22.57	42.90	74.00	-8.53	158	336	Peak	Horizontal	
2 *	5238.00	118.13	75.18	42.95	74.00	44.13	158	336	Peak	Horizontal	
3	5351.50	60.82	17.94	42.88	74.00	-13.18	158	336	Peak	Horizontal	



TÜV Rheinland Taiwan Ltd.
 No. 458-18, Sec 2, Fenliao, Linkou Dist., New Taipei City 244, Taiwan(R.O.C.)
 Tel: +886-2172-1000 Fax: +886-2172-1322



Peak	Freq	Level	Read Level	Factor	Limit Line	Over Limit	APos	TPos	Remark	Pol/Phase	Note
	MHz	dBuV/m	dBuV	dB/m	dBuV/m	dB	cm	deg			
1	5158.00	63.24	20.84	42.40	74.00	-10.76	385	334	Peak	Vertical	
2 *	5238.00	116.78	74.21	42.57	74.00	42.78	385	334	Peak	Vertical	
3	5351.50	58.73	15.96	42.77	74.00	-15.27	385	334	Peak	Vertical	

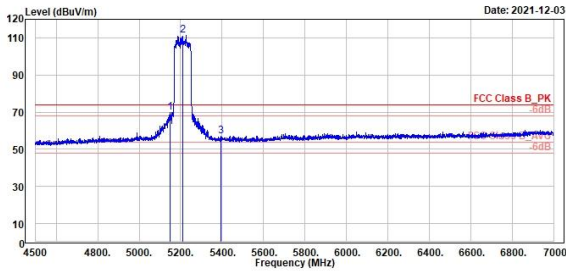
802.11ax80

CH 42 (Horizontal) Peak

CH 42 (Vertical) Peak



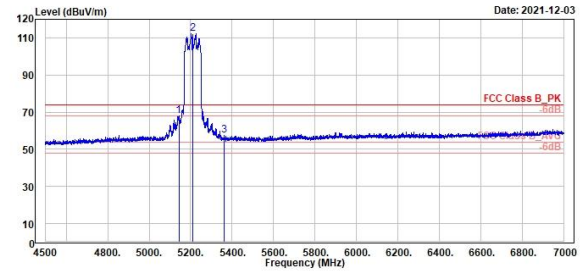
TUV Rheinland Taiwan Ltd.
No. 458-18, Sec 2, Fenliao, Linkou Dist., New Taipei City 244, Taiwan(R.O.C.)
Tel: +886-2172-1000 Fax: +886-2172-1322



Peak	Freq	Level	Read Level	Factor	Limit Line	Over Limit	APos	TPos	Remark	Pol/Phase	Note
	MHz	dBuV/m	dBuV	dB/m	dBuV/m	dB	cm	deg			
1	5147.58	78.01	27.61	42.40	74.00	-3.99	100	300	Peak	Horizontal	
2 *	5218.00	111.42	68.75	42.67	74.00	37.42	100	300	Peak	Horizontal	
3	5394.00	57.02	13.67	43.35	74.00	-16.98	100	300	Peak	Horizontal	



TUV Rheinland Taiwan Ltd.
No. 458-18, Sec 2, Fenliao, Linkou Dist., New Taipei City 244, Taiwan(R.O.C.)
Tel: +886-2172-1000 Fax: +886-2172-1322



Peak	Freq	Level	Read Level	Factor	Limit Line	Over Limit	APos	TPos	Remark	Pol/Phase	Note
	MHz	dBuV/m	dBuV	dB/m	dBuV/m	dB	cm	deg			
1	5143.00	67.77	25.38	42.39	74.00	-6.23	383	327	Peak	Vertical	
2 *	5218.00	112.35	69.68	42.67	74.00	38.35	383	327	Peak	Vertical	
3	5362.50	57.48	14.40	43.08	74.00	-16.52	383	327	Peak	Vertical	

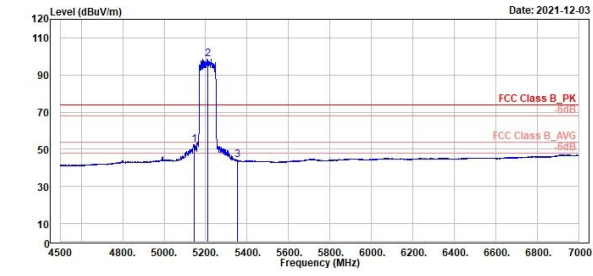
802.11ax80

CH 42 (Horizontal) Average

CH 42 (Vertical) Average



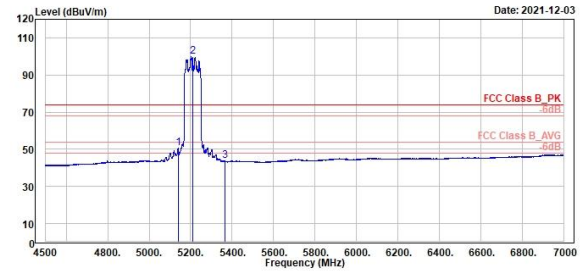
TUV Rheinland Taiwan Ltd.
No. 458-18, Sec 2, Fenliao, Linkou Dist., New Taipei City 244, Taiwan(R.O.C.)
Tel: +886-2172-1000 Fax: +886-2172-1322



Read	Level	Factor	Limit	Over	APos	TPos	Remark	Pol/Phase	Note
Level	Level		Line	Limit					
dBuV	dBuV	dB/m	dBuV/m	dB	cm	deg			
1	5146.58	52.58	18.19	42.39	54.00	-1.42	100	300	Average Horizontal
2	5218.00	98.72	56.05	42.67	54.00	44.72	100	300	Average Horizontal
3	5352.00	44.04	1.05	42.99	54.00	-9.96	100	300	Average Horizontal



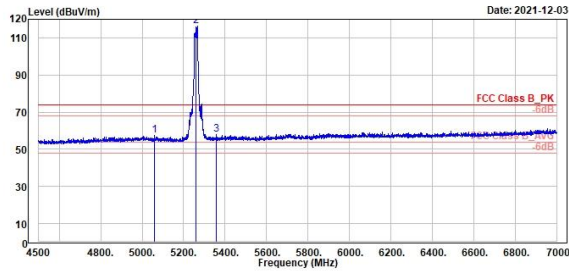
TUV Rheinland Taiwan Ltd.
No. 458-18, Sec 2, Fenliao, Linkou Dist., New Taipei City 244, Taiwan(R.O.C.)
Tel: +886-2172-1000 Fax: +886-2172-1322



Read	Level	Factor	Limit	Over	APos	TPos	Remark	Pol/Phase	Note
Level	Level		Line	Limit					
dBuV	dBuV	dB/m	dBuV/m	dB	cm	deg			
1	5139.58	50.78	8.39	42.39	54.00	-3.22	383	327	Average Vertical
2	5218.00	100.04	57.37	42.67	54.00	46.04	383	327	Average Vertical
3	5364.00	43.86	0.77	43.09	54.00	-10.14	383	327	Average Vertical

Band Edges, 5.35GHz
U-NII-2A
802.11a
CH 52 (Horizontal) Peak
CH 52 (Vertical) Peak

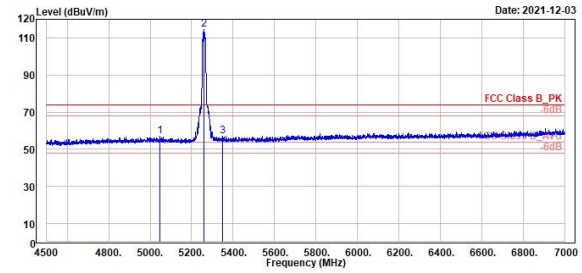

TÜV Rheinland Taiwan Ltd.
 No. 458-18, Sec 2, Fenliao, Linkou Dist., New Taipei City 244, Taiwan(R.O.C.)
 Tel: +886-2172-1000 Fax: +886-2172-1322



Peak	Freq	Level	Read	Factor	Limit	Over	APos	TPos	Remark	Pol/Phase	Note
	MHz	dBuV/m	dBuV	dB/m	dBuV/m	dB	cm	deg			
1	5058.50	57.66	15.26	42.40	74.00	-16.34	155	332	Peak	Horizontal	
2	5250.00	115.28	73.49	42.79	74.00	42.28	155	332	Peak	Horizontal	
3	5357.50	57.87	14.84	43.03	74.00	-16.13	155	332	Peak	Horizontal	



TÜV Rheinland Taiwan Ltd.
 No. 458-18, Sec 2, Fenliao, Linkou Dist., New Taipei City 244, Taiwan(R.O.C.)
 Tel: +886-2172-1000 Fax: +886-2172-1322



Peak	Freq	Level	Read	Factor	Limit	Over	APos	TPos	Remark	Pol/Phase	Note
	MHz	dBuV/m	dBuV	dB/m	dBuV/m	dB	cm	deg			
1	5047.00	56.95	14.52	42.43	74.00	-17.05	323	30	Peak	Vertical	
2	5260.00	114.65	71.86	42.79	74.00	40.65	323	30	Peak	Vertical	
3	5350.50	57.09	14.12	42.97	74.00	-16.91	323	30	Peak	Vertical	

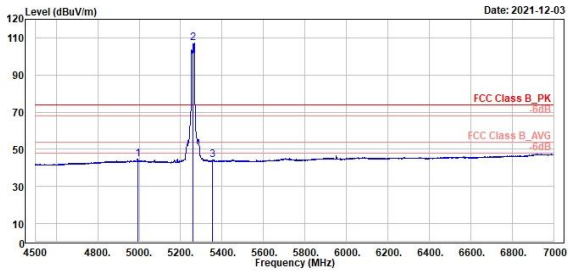
802.11a

CH 52 (Horizontal) Average

CH 52 (Vertical) Average



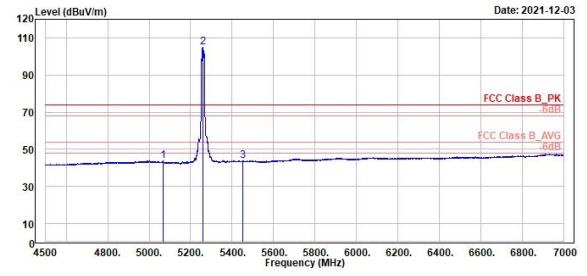
TUV Rheinland Taiwan Ltd.
No. 458-18, Sec 2, Fenliao, Linkou Dist., New Taipei City 244, Taiwan(R.O.C.)
Tel: +886-2172-1000 Fax: +886-2172-1322



1	2	3	Read Level	Factor	Limit Line	Over Limit	APos	TPos	Remark	Pol/Phase	Note
MHz	dBuV/m	dBuV	dB/m	dBuV/m	dB	cm	deg				
4992.00	44.77	2.11	42.66	54.00	-9.23	155	332	Average	Horizontal		
5260.00	107.37	64.58	42.79	54.00	53.37	155	332	Average	Horizontal		
5354.50	44.17	1.16	43.01	54.00	-9.83	155	332	Average	Horizontal		



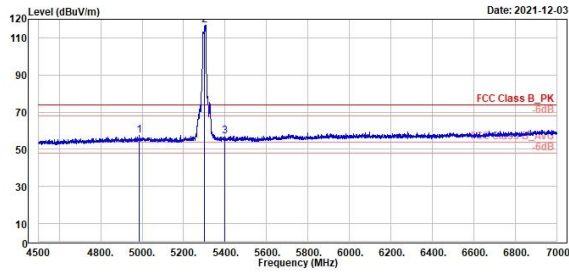
TUV Rheinland Taiwan Ltd.
No. 458-18, Sec 2, Fenliao, Linkou Dist., New Taipei City 244, Taiwan(R.O.C.)
Tel: +886-2172-1000 Fax: +886-2172-1322



1	2	3	Read Level	Factor	Limit Line	Over Limit	APos	TPos	Remark	Pol/Phase	Note
MHz	dBuV/m	dBuV	dB/m	dBuV/m	dB	cm	deg				
5066.50	43.70	1.30	42.40	54.00	-10.30	323	30	Average	Vertical		
5260.00	104.99	62.20	42.79	54.00	50.99	323	30	Average	Vertical		
5451.00	43.89	0.54	43.35	54.00	-10.11	323	30	Average	Vertical		

802.11a
CH 60 (Horizontal) Peak
CH 60 (Vertical) Peak

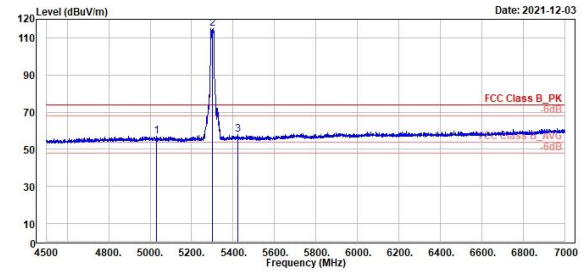

TÜV Rheinland Taiwan Ltd.
 No. 458-18, Sec 2, Fenliao, Linkou Dist., New Taipei City 244, Taiwan(R.O.C.)
 Tel: +886-2172-1000 Fax: +886-2172-1322



Peak	Freq	Level	Read Level	Factor	Limit Line	Over Limit	APos	TPos	Remark	Pol/Phase	Note
	MHz	dBuV/m	dBuV	dB/m	dBuV/m	dB	cm	deg			
1	4986.50	57.69	15.03	42.66	74.00	-16.31	156	333	Peak	Horizontal	
2 *	5300.00	115.96	74.14	42.82	74.00	42.96	156	333	Peak	Horizontal	
3	5399.50	57.16	13.75	43.41	74.00	-16.84	156	333	Peak	Horizontal	



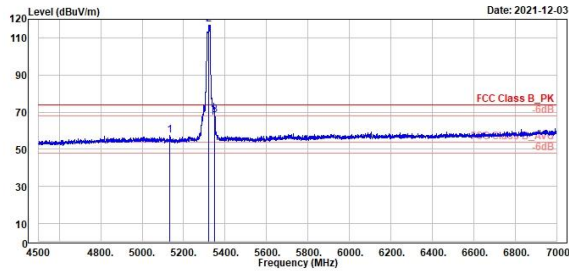
TÜV Rheinland Taiwan Ltd.
 No. 458-18, Sec 2, Fenliao, Linkou Dist., New Taipei City 244, Taiwan(R.O.C.)
 Tel: +886-2172-1000 Fax: +886-2172-1322



Peak	Freq	Level	Read Level	Factor	Limit Line	Over Limit	APos	TPos	Remark	Pol/Phase	Note
	MHz	dBuV/m	dBuV	dB/m	dBuV/m	dB	cm	deg			
1	5030.50	57.03	14.51	42.52	74.00	-16.97	372	50	Peak	Vertical	
2 *	5300.00	115.02	72.20	42.82	74.00	42.02	372	50	Peak	Vertical	
3	5424.00	57.79	14.41	43.38	74.00	-16.21	372	50	Peak	Vertical	

802.11a
CH 64 (Horizontal) Peak
CH 64 (Vertical) Peak

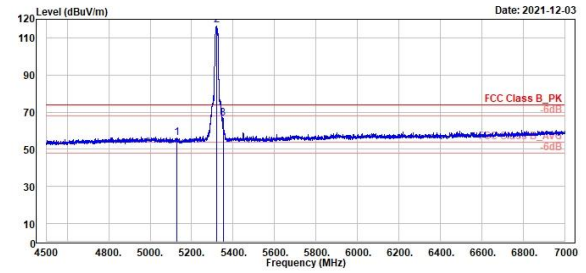

TÜV Rheinland Taiwan Ltd.
 No. 458-18, Sec 2, Fenliao, Linkou Dist., New Taipei City 244, Taiwan(R.O.C.)
 Tel: +886-2172-1000 Fax: +886-2172-1322



Peak	Freq	Level	Read Level	Factor	Limit Line	Over Limit	APos	TPos	Remark	Pol/Phase	Note
	MHz	dBuV/m	dBuV	dB/m	dBuV/m	dB	cm	deg			
1	5134.58	57.48	15.10	42.38	74.00	-16.52	158	333	Peak	Horizontal	
2 *	5329.00	117.17	74.29	42.88	74.00	43.17	158	333	Peak	Horizontal	
3 !	5358.00	68.24	25.27	42.97	74.00	-5.76	158	333	Peak	Horizontal	



TÜV Rheinland Taiwan Ltd.
 No. 458-18, Sec 2, Fenliao, Linkou Dist., New Taipei City 244, Taiwan(R.O.C.)
 Tel: +886-2172-1000 Fax: +886-2172-1322



Peak	Freq	Level	Read Level	Factor	Limit Line	Over Limit	APos	TPos	Remark	Pol/Phase	Note
	MHz	dBuV/m	dBuV	dB/m	dBuV/m	dB	cm	deg			
1	5129.00	56.19	13.81	42.38	74.00	-17.81	317	28	Peak	Vertical	
2 *	5329.00	116.92	74.04	42.88	74.00	42.92	317	28	Peak	Vertical	
3	5351.50	66.51	23.53	42.98	74.00	-7.49	317	28	Peak	Vertical	

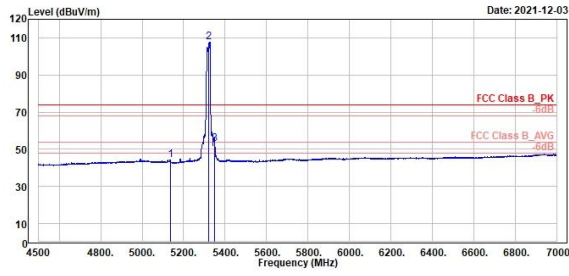
802.11a

CH 64 (Horizontal) Average

CH 64 (Vertical) Average



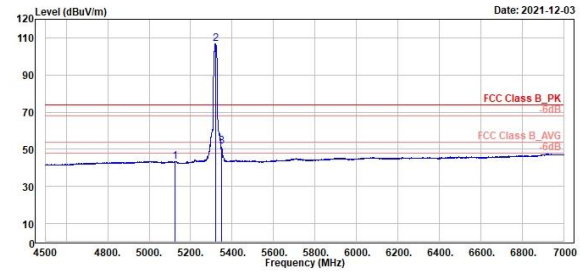
TUV Rheinland Taiwan Ltd.
No. 458-18, Sec 2, Fenliao, Linkou Dist., New Taipei City 244, Taiwan(R.O.C.)
Tel: +886-2172-1000 Fax: +886-2172-1322



1	2	3	Read Level	Factor	Limit Line	Over Limit	APos	TPos	Remark	Pol/Phase	Note
MHz	dBuV/m	dBuV	dB/m	dBuV/m	dB	cm	deg				
5135.00	44.35	1.97	42.38	54.00	-9.65	158	333	Average	Horizontal		
5320.00	107.70	64.82	42.88	54.00	53.70	158	333	Average	Horizontal		
5350.50	52.79	9.82	42.97	54.00	-1.21	158	333	Average	Horizontal		



TUV Rheinland Taiwan Ltd.
No. 458-18, Sec 2, Fenliao, Linkou Dist., New Taipei City 244, Taiwan(R.O.C.)
Tel: +886-2172-1000 Fax: +886-2172-1322



1	2	3	Read Level	Factor	Limit Line	Over Limit	APos	TPos	Remark	Pol/Phase	Note
MHz	dBuV/m	dBuV	dB/m	dBuV/m	dB	cm	deg				
5126.50	43.54	1.16	42.38	54.00	-10.46	317	28	Average	Vertical		
5320.00	106.94	64.06	42.88	54.00	52.94	317	28	Average	Vertical		
5351.00	51.48	8.50	42.98	54.00	-2.52	317	28	Average	Vertical		

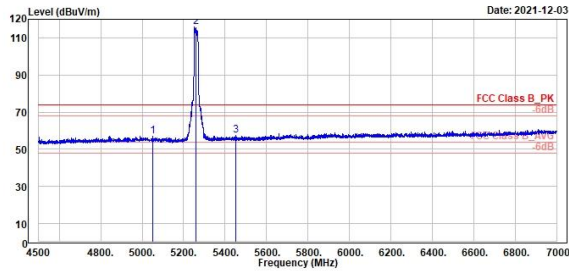
802.11ax20

CH 52 (Horizontal) Peak

CH 52 (Vertical) Peak



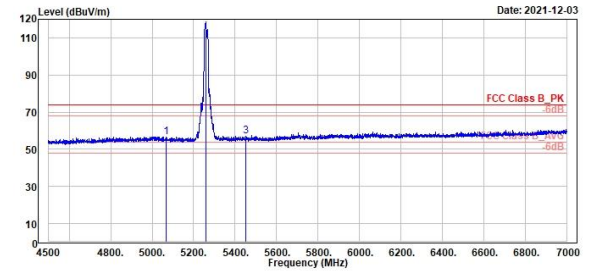
TUV Rheinland Taiwan Ltd.
No. 458-18, Sec 2, Fenliao, Linkou Dist., New Taipei City 244, Taiwan(R.O.C.)
Tel: +886-2172-1000 Fax: +886-2172-1322



Peak	Freq	Level	Read	Level	Factor	Limit	Over	APos	TPos	Remark	Pol/Phase	Note
	MHz	dBuV/m	dBuV	dB/m	dBuV/m	dB	dB	cm	deg			
1	5062.50	56.91	14.50	42.41	74.00	-17.09		327	336	Peak	Horizontal	
2	5268.00	115.91	73.12	42.79	74.00	41.91		327	336	Peak	Horizontal	
3	5450.00	57.41	14.06	43.35	74.00	-16.59		327	336	Peak	Horizontal	



TUV Rheinland Taiwan Ltd.
No. 458-18, Sec 2, Fenliao, Linkou Dist., New Taipei City 244, Taiwan(R.O.C.)
Tel: +886-2172-1000 Fax: +886-2172-1322



Peak	Freq	Level	Read	Level	Factor	Limit	Over	APos	TPos	Remark	Pol/Phase	Note
	MHz	dBuV/m	dBuV	dB/m	dBuV/m	dB	dB	cm	deg			
1	5068.00	56.77	14.38	42.39	74.00	-17.23		374	333	Peak	Vertical	
2	5268.00	119.78	75.91	42.79	74.00	44.78		374	333	Peak	Vertical	
3	5452.00	56.96	13.61	43.35	74.00	-17.04		374	333	Peak	Vertical	

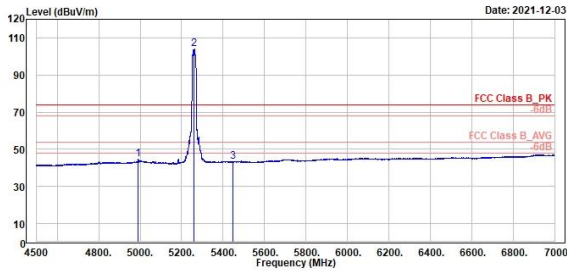
802.11ax20

CH 52 (Horizontal) Average

CH 52 (Vertical) Average



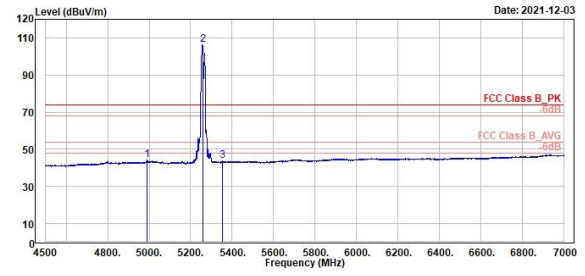
TUV Rheinland Taiwan Ltd.
No. 458-18, Sec 2, Fenliao, Linkou Dist., New Taipei City 244, Taiwan(R.O.C.)
Tel: +886-2172-1000 Fax: +886-2172-1322



1	2	3	4	5	6	7	8	9	10	11	12	13	14	15	16	17	18	19	20
1	2	3	4	5	6	7	8	9	10	11	12	13	14	15	16	17	18	19	20
MHz	Level	Read	Level	Factor	Limit	Over	APos	TPos	Remark	Pol/Phase	Note								
MHz	dBuV/m	dBuV	dB/m	dBuV/m	dB	cm	deg												
4991.50	44.61	1.95	42.66	54.00	-9.39	327	336	Average	Horizontal										
5250.00	104.11	61.32	42.79	54.00	50.11	327	336	Average	Horizontal										
5449.50	43.57	0.22	43.35	54.00	-10.43	327	336	Average	Horizontal										



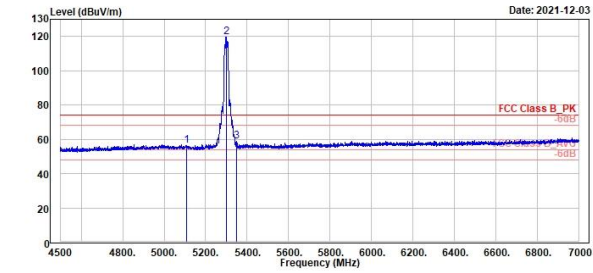
TUV Rheinland Taiwan Ltd.
No. 458-18, Sec 2, Fenliao, Linkou Dist., New Taipei City 244, Taiwan(R.O.C.)
Tel: +886-2172-1000 Fax: +886-2172-1322



1	2	3	4	5	6	7	8	9	10	11	12	13	14	15	16	17	18	19	20
1	2	3	4	5	6	7	8	9	10	11	12	13	14	15	16	17	18	19	20
MHz	Level	Read	Level	Factor	Limit	Over	APos	TPos	Remark	Pol/Phase	Note								
MHz	dBuV/m	dBuV	dB/m	dBuV/m	dB	cm	deg												
4991.50	44.21	1.55	42.66	54.00	-9.79	374	333	Average	Vertical										
5250.00	106.52	63.73	42.79	54.00	52.52	374	333	Average	Vertical										
5353.00	43.72	0.73	42.99	54.00	-10.28	374	333	Average	Vertical										

802.11ax20
CH 60 (Horizontal) Peak
CH 60 (Vertical) Peak

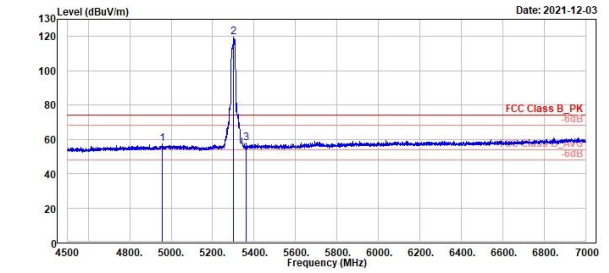

TÜV Rheinland Taiwan Ltd.
 No. 458-18, Sec 2, Fenliao, Linkou Dist., New Taipei City 244, Taiwan(R.O.C.)
 Tel: +886-2172-1000 Fax: +886-2172-1322



Peak	Freq	Level	Read Level	Factor	Limit Line	Over Limit	APos	TPos	Remark	Pol/Phase	Note
	MHz	dBuV/m	dBuV	dB/m	dBuV/m	dB	cm	deg			
1	5187.58	56.56	14.20	42.36	74.00	-17.44	174	335	Peak	Horizontal	
2	5300.00	119.81	76.99	42.82	74.00	45.81	174	335	Peak	Horizontal	
3	5351.00	58.69	15.71	42.98	74.00	-15.31	174	335	Peak	Horizontal	



TÜV Rheinland Taiwan Ltd.
 No. 458-18, Sec 2, Fenliao, Linkou Dist., New Taipei City 244, Taiwan(R.O.C.)
 Tel: +886-2172-1000 Fax: +886-2172-1322



Peak	Freq	Level	Read Level	Factor	Limit Line	Over Limit	APos	TPos	Remark	Pol/Phase	Note
	MHz	dBuV/m	dBuV	dB/m	dBuV/m	dB	cm	deg			
1	4957.50	57.19	14.56	42.63	74.00	-16.81	372	43	Peak	Vertical	
2	5300.00	119.60	76.78	42.82	74.00	45.60	372	43	Peak	Vertical	
3	5361.50	57.65	14.58	43.07	74.00	-16.35	372	43	Peak	Vertical	

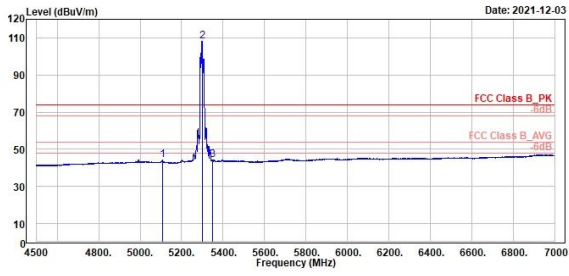
802.11ax20

CH 60 (Horizontal) Average

CH 60 (Vertical) Average



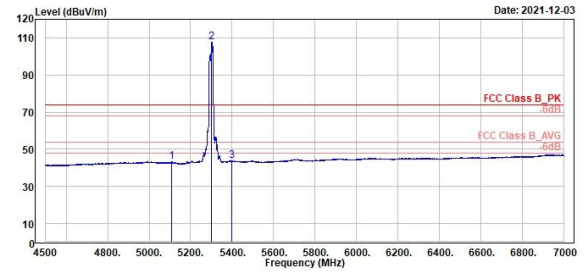
TUV Rheinland Taiwan Ltd.
No. 458-18, Sec 2, Fenliao, Linkou Dist., New Taipei City 244, Taiwan(R.O.C.)
Tel: +886-2172-1000 Fax: +886-2172-1322



1	2	3
5187.00	5300.00	5350.50
44.11	105.97	44.33
1.75	65.25	1.36
42.36	42.92	42.97
54.00	54.00	54.00
-9.89	54.07	-9.67
174	174	174
335	335	335
Average	Average	Average
Horizontal	Horizontal	Horizontal



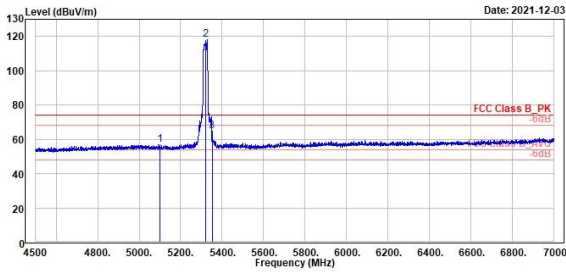
TUV Rheinland Taiwan Ltd.
No. 458-18, Sec 2, Fenliao, Linkou Dist., New Taipei City 244, Taiwan(R.O.C.)
Tel: +886-2172-1000 Fax: +886-2172-1322



1	2	3
5189.00	5300.00	5397.50
43.41	107.80	44.00
1.05	64.98	0.61
42.36	42.92	43.39
54.00	54.00	54.00
-10.59	53.00	-10.00
372	372	372
43	43	43
Average	Average	Average
Vertical	Vertical	Vertical

802.11ax20
CH 64 (Horizontal) Peak
CH 64 (Vertical) Peak

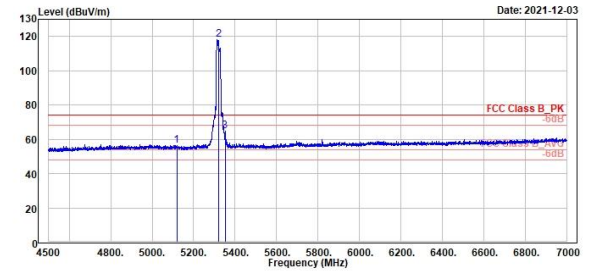

TÜV Rheinland Taiwan Ltd.
 No. 458-18, Sec 2, Fenliao, Linkou Dist., New Taipei City 244, Taiwan(R.O.C.)
 Tel: +886-2172-1000 Fax: +886-2172-1322



Peak	Freq	Level	Read Level	Factor	Limit Line	Over Limit	APos	TPos	Remark	Pol/Phase	Note
	MHz	dBuV/m	dBuV	dB/m	dBuV/m	dB	cm	deg			
1	5181.50	56.65	14.29	42.36	74.00	-17.35	169	336	Peak	Horizontal	
2 *	5320.00	118.38	75.50	42.88	74.00	44.38	169	336	Peak	Horizontal	
3	5351.50	64.98	22.00	42.98	74.00	-9.02	169	336	Peak	Horizontal	



TÜV Rheinland Taiwan Ltd.
 No. 458-18, Sec 2, Fenliao, Linkou Dist., New Taipei City 244, Taiwan(R.O.C.)
 Tel: +886-2172-1000 Fax: +886-2172-1322



Peak	Freq	Level	Read Level	Factor	Limit Line	Over Limit	APos	TPos	Remark	Pol/Phase	Note
	MHz	dBuV/m	dBuV	dB/m	dBuV/m	dB	cm	deg			
1	5118.50	56.42	14.05	42.37	74.00	-17.58	369	36	Peak	Vertical	
2 *	5320.00	119.00	75.20	42.80	74.00	44.00	369	36	Peak	Vertical	
3	5351.50	64.78	21.80	42.98	74.00	-9.22	369	36	Peak	Vertical	

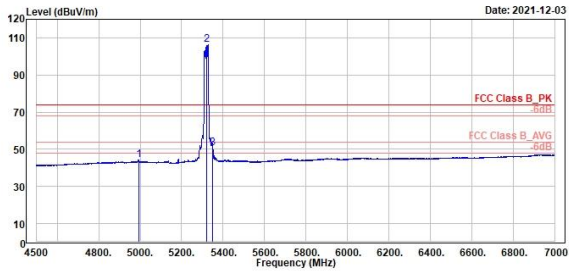
802.11ax20

CH 64 (Horizontal) Average

CH 64 (Vertical) Average



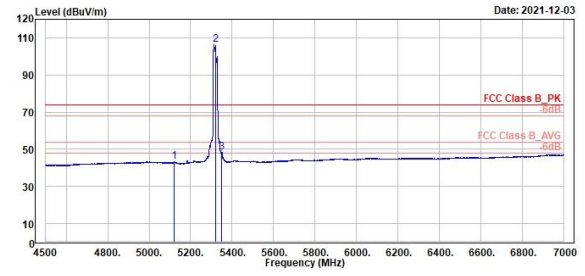
TUV Rheinland Taiwan Ltd.
No. 458-18, Sec 2, Fenliao, Linkou Dist., New Taipei City 244, Taiwan(R.O.C.)
Tel: +886-2172-1000 Fax: +886-2172-1322



1	2	3	4	5	6	7	8	9	10	11	12	13	14	15	16	17	18	19	20
1	Level	Read	Factor	Limit	Over	APos	TPos	Remark	Pol/Phase	Note									
1	Freq	Level	Factor	Line	Limit	cm	deg												
1	MHz	dBuV/m	dBuV	dB/m	dBuV/m	dB	cm	deg											
1	4992.00	44.30	1.64	42.66	54.00	-9.70	169	336	Average	Horizontal									
2	5320.00	105.51	63.63	42.00	54.00	52.51	169	336	Average	Horizontal									
3	5350.00	50.74	7.77	42.97	54.00	-3.26	169	336	Average	Horizontal									



TUV Rheinland Taiwan Ltd.
No. 458-18, Sec 2, Fenliao, Linkou Dist., New Taipei City 244, Taiwan(R.O.C.)
Tel: +886-2172-1000 Fax: +886-2172-1322



1	2	3	4	5	6	7	8	9	10	11	12	13	14	15	16	17	18	19	20
1	Level	Read	Factor	Limit	Over	APos	TPos	Remark	Pol/Phase	Note									
1	Freq	Level	Factor	Line	Limit	cm	deg												
1	MHz	dBuV/m	dBuV	dB/m	dBuV/m	dB	cm	deg											
1	5120.00	43.25	0.88	42.37	54.00	-10.75	368	36	Average	Vertical									
2	5320.00	106.19	63.31	42.00	54.00	52.19	368	36	Average	Vertical									
3	5350.00	48.35	5.38	42.97	54.00	-5.65	368	36	Average	Vertical									

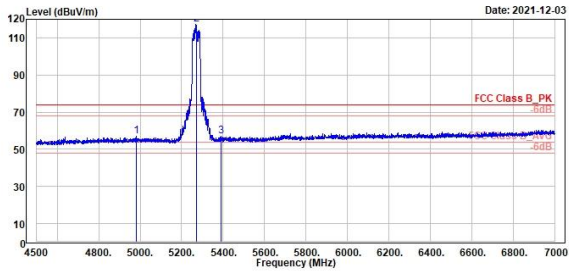
802.11ax40

CH 54 (Horizontal) Peak

CH 54 (Vertical) Peak



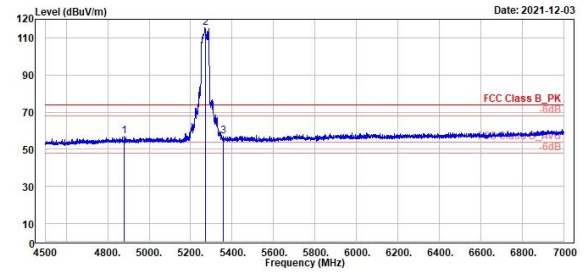
TUV Rheinland Taiwan Ltd.
No. 458-18, Sec 2, Fenliao, Linkou Dist., New Taipei City 244, Taiwan(R.O.C.)
Tel: +886-2172-1000 Fax: +886-2172-1322



Peak	Freq	Level	Read Level	Factor	Limit Line	Over Limit	APos	TPos	Remark	Pol/Phase	Note
	MHz	dBuV/m	dBuV	dB/m	dBuV/m	dB	cm	deg			
1	4981.00	56.84	14.19	42.65	74.00	-17.16	323	354	Peak	Horizontal	
2 *	5278.00	117.89	74.29	42.80	74.00	43.89	323	354	Peak	Horizontal	
3	5398.50	57.05	13.73	43.32	74.00	-16.95	323	354	Peak	Horizontal	



TUV Rheinland Taiwan Ltd.
No. 458-18, Sec 2, Fenliao, Linkou Dist., New Taipei City 244, Taiwan(R.O.C.)
Tel: +886-2172-1000 Fax: +886-2172-1322



Peak	Freq	Level	Read Level	Factor	Limit Line	Over Limit	APos	TPos	Remark	Pol/Phase	Note
	MHz	dBuV/m	dBuV	dB/m	dBuV/m	dB	cm	deg			
1	4888.50	57.14	14.59	42.55	74.00	-16.86	358	355	Peak	Vertical	
2 *	5278.00	115.44	72.64	42.80	74.00	41.44	358	355	Peak	Vertical	
3	5359.50	57.26	14.20	43.06	74.00	-16.74	358	355	Peak	Vertical	

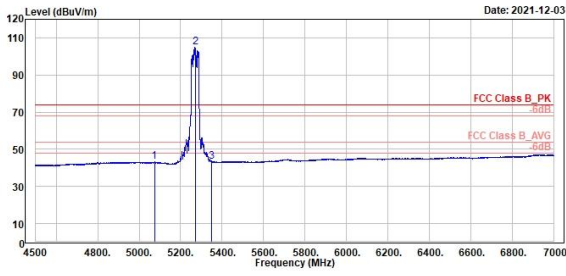
802.11ax40

CH 54 (Horizontal) Average

CH 54 (Vertical) Average



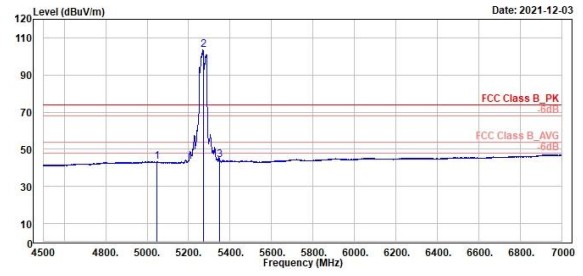
TUV Rheinland Taiwan Ltd.
No. 458-18, Sec 2, Fenliao, Linkou Dist., New Taipei City 244, Taiwan(R.O.C.)
Tel: +886-2172-1000 Fax: +886-2172-1322



1	2	3
5073.50	5278.00	5350.50
43.18	104.52	43.47
0.80	62.02	0.50
42.38	42.00	42.97
54.00	54.00	54.00
-10.82	50.82	-10.53
323	323	323
354	354	354
Average	Average	Average
Horizontal	Horizontal	Horizontal



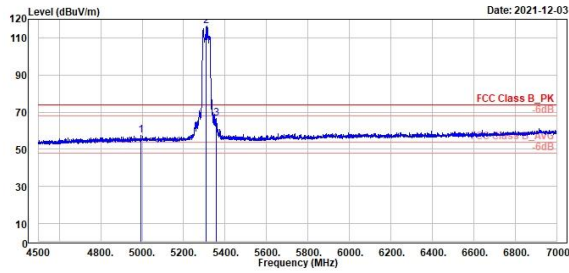
TUV Rheinland Taiwan Ltd.
No. 458-18, Sec 2, Fenliao, Linkou Dist., New Taipei City 244, Taiwan(R.O.C.)
Tel: +886-2172-1000 Fax: +886-2172-1322



1	2	3
5045.50	5278.00	5350.00
43.49	103.38	44.33
1.05	60.58	1.36
42.44	42.00	42.97
54.00	54.00	54.00
-10.51	49.38	-9.67
358	358	358
355	355	355
Average	Average	Average
Vertical	Vertical	Vertical

802.11ax40
CH 62 (Horizontal) Peak
CH 62 (Vertical) Peak

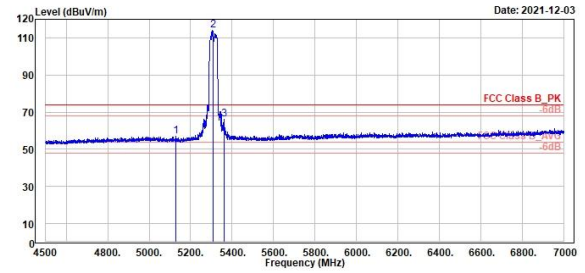

TÜV Rheinland Taiwan Ltd.
 No. 458-18, Sec 2, Fenliao, Linkou Dist., New Taipei City 244, Taiwan(R.O.C.)
 Tel: +886-2172-1000 Fax: +886-2172-1322



1	2	3	Read Level	Factor	Limit Line	Over Limit	APos	TPos	Remark	Pol/Phase	Note
MHz	dBuV/m	dBuV	dB/m	dBuV/m	dB	cm	deg				
4994.58	57.49	14.82	42.67	74.00	-16.51	128	334	Peak	Horizontal		
5318.00	115.19	73.34	42.85	74.00	42.19	128	334	Peak	Horizontal		
5357.00	66.65	23.62	43.03	74.00	-7.35	128	334	Peak	Horizontal		



TÜV Rheinland Taiwan Ltd.
 No. 458-18, Sec 2, Fenliao, Linkou Dist., New Taipei City 244, Taiwan(R.O.C.)
 Tel: +886-2172-1000 Fax: +886-2172-1322



1	2	3	Read Level	Factor	Limit Line	Over Limit	APos	TPos	Remark	Pol/Phase	Note
MHz	dBuV/m	dBuV	dB/m	dBuV/m	dB	cm	deg				
5138.00	57.20	14.82	42.38	74.00	-16.80	372	341	Peak	Vertical		
5318.00	114.27	71.42	42.85	74.00	40.27	372	341	Peak	Vertical		
5363.00	66.24	23.16	43.08	74.00	-7.76	372	341	Peak	Vertical		

802.11ax80

CH 58 (Horizontal) Peak

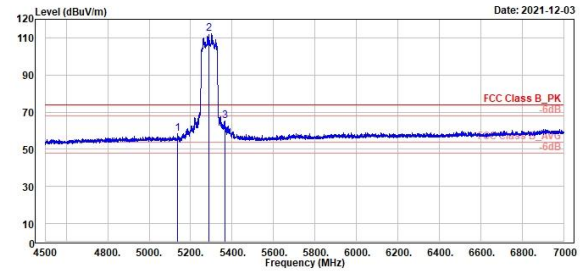
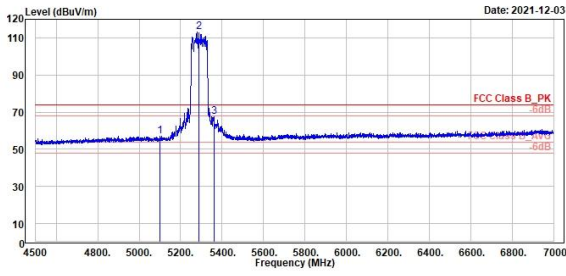
CH 58 (Vertical) Peak



TUV Rheinland Taiwan Ltd.
No. 458-18, Sec 2, Fenliao, Linkou Dist., New Taipei City 244, Taiwan(R.O.C.)
Tel: +886-2172-1000 Fax: +886-2172-1322



TUV Rheinland Taiwan Ltd.
No. 458-18, Sec 2, Fenliao, Linkou Dist., New Taipei City 244, Taiwan(R.O.C.)
Tel: +886-2172-1000 Fax: +886-2172-1322



Peak	Freq (MHz)	Level (dBuV/m)	Read Level (dBuV)	Factor (dB/m)	Limit Line (dBuV/m)	Over Limit (dB)	APos (cm)	TPos (deg)	Remark	Pol/Phase	Note
1	5182.00	56.91	14.55	42.36	74.00	-17.09	172	336	Peak	Horizontal	
2	5290.00	113.33	70.51	42.82	74.00	39.33	172	336	Peak	Horizontal	
3	5360.00	67.62	24.56	43.06	74.00	-6.38	172	336	Peak	Horizontal	

Peak	Freq (MHz)	Level (dBuV/m)	Read Level (dBuV)	Factor (dB/m)	Limit Line (dBuV/m)	Over Limit (dB)	APos (cm)	TPos (deg)	Remark	Pol/Phase	Note
1	5138.50	58.26	15.87	42.39	74.00	-15.74	372	43	Peak	Vertical	
2	5290.00	112.44	69.62	42.82	74.00	38.44	372	43	Peak	Vertical	
3	5364.00	65.04	21.95	43.09	74.00	-8.96	372	43	Peak	Vertical	

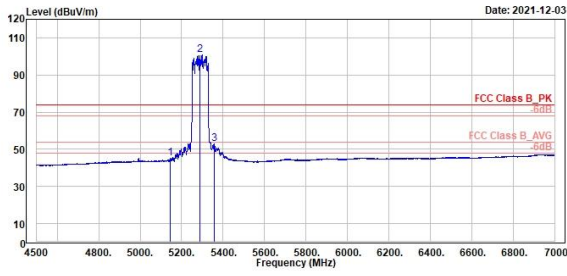
802.11ax80

CH 58 (Horizontal) Average

CH 58 (Vertical) Average



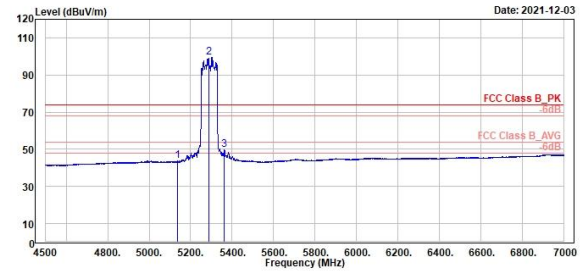
TUV Rheinland Taiwan Ltd.
No. 458-18, Sec 2, Fenliao, Linkou Dist., New Taipei City 244, Taiwan(R.O.C.)
Tel: +886-2172-1000 Fax: +886-2172-1322



1	2	3							
Freq	Level	Read	Limit	Over	APos	TPos	Remark	Pol/Phase	Note
MHz	dBuV/m	dBuV	dB/m	dBuV/m	dB	cm	deg		
5145.58	45.16	2.77	42.39	54.00	-8.84	172	336	Average	Horizontal
5298.00	100.67	57.85	42.82	54.00	46.67	172	336	Average	Horizontal
5358.50	52.74	9.70	43.04	54.00	-1.26	172	336	Average	Horizontal



TUV Rheinland Taiwan Ltd.
No. 458-18, Sec 2, Fenliao, Linkou Dist., New Taipei City 244, Taiwan(R.O.C.)
Tel: +886-2172-1000 Fax: +886-2172-1322



1	2	3							
Freq	Level	Read	Limit	Over	APos	TPos	Remark	Pol/Phase	Note
MHz	dBuV/m	dBuV	dB/m	dBuV/m	dB	cm	deg		
5138.50	43.62	1.23	42.39	54.00	-10.38	372	43	Average	Vertical
5298.00	99.46	56.64	42.82	54.00	45.46	372	43	Average	Vertical
5362.50	49.91	6.83	43.08	54.00	-4.09	372	43	Average	Vertical