


CN21BZ5K(P15C-WiFi) 001
CN21BZ5K(P15E-WiFi) 001
CN21BZ5K(FCC-MPE) 001
CN21BZ5K(FCC-Colocated) 001
CN21QC4Z(RSS247-WiFi 2.4G) 001
CN21QC4Z(RSS247-WiFi 5G) 001
CN21QC4Z(ISED-MPE) 001
CN21QC4Z(ISED-Colocated) 001

Product: Wireless Access Point
Type Identification: AP432

Photograph 1: Test Setup for Spurious Emissions (Front View 1, Adapter Mode)




Photograph 2: Test Setup for Spurious Emissions (Front View 2, Adapter Mode)



- CN21BZ5K(P15C-WiFi) 001
- CN21BZ5K(P15E-WiFi) 001
- CN21BZ5K(FCC-MPE) 001
- CN21BZ5K(FCC-Colocated) 001
- CN21QC4Z(RSS247-WiFi 2.4G) 001
- CN21QC4Z(RSS247-WiFi 5G) 001
- CN21QC4Z(ISED-MPE) 001
- CN21QC4Z(ISED-Colocated) 001

Product: Wireless Access Point
Type Identification: AP432

Photograph 3: Test Setup for Spurious Emissions (Back View 2, Adapter Mode)




Photograph 4: Test Setup for Spurious Emissions (Back View 1, Adapter Mode)



CN21BZ5K(P15C-WiFi) 001
CN21BZ5K(P15E-WiFi) 001
CN21BZ5K(FCC-MPE) 001
CN21BZ5K(FCC-Colocated) 001
CN21QC4Z(RSS247-WiFi 2.4G) 001
CN21QC4Z(RSS247-WiFi 5G) 001
CN21QC4Z(ISED-MPE) 001
CN21QC4Z(ISED-Colocated) 001

Product: Wireless Access Point
Type Identification: AP432

Photograph 5: Test Setup for Spurious Emissions (Back View 3, Adapter Mode)



Photograph 6: Test Setup for Spurious Emissions (Back View 4, Adapter Mode)



CN21BZ5K(P15C-WiFi) 001
CN21BZ5K(P15E-WiFi) 001
CN21BZ5K(FCC-MPE) 001
CN21BZ5K(FCC-Colocated) 001
CN21QC4Z(RSS247-WiFi 2.4G) 001
CN21QC4Z(RSS247-WiFi 5G) 001
CN21QC4Z(ISED-MPE) 001
CN21QC4Z(ISED-Colocated) 001

Product: Wireless Access Point
Type Identification: AP432

Photograph 7: Test Setup for Mains Conducted Emissions (Front View, Adapter Mode)




Photograph 8: Test Setup for Mains Conducted Emissions (Back View, Adapter Mode)




CN21BZ5K(P15C-WiFi) 001
CN21BZ5K(P15E-WiFi) 001
CN21BZ5K(FCC-MPE) 001
CN21BZ5K(FCC-Colocated) 001
CN21QC4Z(RSS247-WiFi 2.4G) 001
CN21QC4Z(RSS247-WiFi 5G) 001
CN21QC4Z(ISED-MPE) 001
CN21QC4Z(ISED-Colocated) 001

Product: Wireless Access Point
Type Identification: AP432

Photograph 9: Test Setup for Spurious Emissions (Front View 1, POE Mode)




Photograph 10: Test Setup for Spurious Emissions (Front View 2, POE Mode)




CN21BZ5K(P15C-WiFi) 001
CN21BZ5K(P15E-WiFi) 001
CN21BZ5K(FCC-MPE) 001
CN21BZ5K(FCC-Colocated) 001
CN21QC4Z(RSS247-WiFi 2.4G) 001
CN21QC4Z(RSS247-WiFi 5G) 001
CN21QC4Z(ISED-MPE) 001
CN21QC4Z(ISED-Colocated) 001

Product: Wireless Access Point
Type Identification: AP432

Photograph 11: Test Setup for Spurious Emissions (Back View 2, POE Mode)




Photograph 12: Test Setup for Spurious Emissions (Back View 1, POE Mode)




CN21BZ5K(P15C-WiFi) 001
CN21BZ5K(P15E-WiFi) 001
CN21BZ5K(FCC-MPE) 001
CN21BZ5K(FCC-Colocated) 001
CN21QC4Z(RSS247-WiFi 2.4G) 001
CN21QC4Z(RSS247-WiFi 5G) 001
CN21QC4Z(ISED-MPE) 001
CN21QC4Z(ISED-Colocated) 001

Product: Wireless Access Point
Type Identification: AP432

Photograph 13: Test Setup for Spurious Emissions (Back View 3, POE Mode)




Photograph 14: Test Setup for Spurious Emissions (Back View 4, POE Mode)



CN21BZ5K(P15C-WiFi) 001
CN21BZ5K(P15E-WiFi) 001
CN21BZ5K(FCC-MPE) 001
CN21BZ5K(FCC-Colocated) 001
CN21QC4Z(RSS247-WiFi 2.4G) 001
CN21QC4Z(RSS247-WiFi 5G) 001
CN21QC4Z(ISED-MPE) 001
CN21QC4Z(ISED-Colocated) 001

Product: Wireless Access Point
Type Identification: AP432

Photograph 15: Test Setup for Mains Conducted Emissions (Front View, POE Mode)



Photograph 16: Test Setup for Mains Conducted Emissions (Back View, POE Mode)



CN21BZ5K(P15C-WiFi) 001
CN21BZ5K(P15E-WiFi) 001
CN21BZ5K(FCC-MPE) 001
CN21BZ5K(FCC-Colocated) 001
CN21QC4Z(RSS247-WiFi 2.4G) 001
CN21QC4Z(RSS247-WiFi 5G) 001
CN21QC4Z(ISED-MPE) 001
CN21QC4Z(ISED-Colocated) 001

Product: Wireless Access Point
Type Identification: AP432

Photograph 17: Test Setup for DFS Mode



Photograph 18: Test Setup for DFS Mode




- CN21BZ5K(P15C-WiFi) 001
- CN21BZ5K(P15E-WiFi) 001
- CN21BZ5K(FCC-MPE) 001
- CN21BZ5K(FCC-Colocated) 001
- CN21QC4Z(RSS247-WiFi 2.4G) 001
- CN21QC4Z(RSS247-WiFi 5G) 001
- CN21QC4Z(ISED-MPE) 001
- CN21QC4Z(ISED-Colocated) 001

Product: Wireless Access Point
Type Identification: AP432

Support Unit

AC ADAPTER



CN21BZ5K(P15C-WiFi) 001
CN21BZ5K(P15E-WiFi) 001
CN21BZ5K(FCC-MPE) 001
CN21BZ5K(FCC-Colocated) 001
CN21QC4Z(RSS247-WiFi 2.4G) 001
CN21QC4Z(RSS247-WiFi 5G) 001
CN21QC4Z(ISED-MPE) 001
CN21QC4Z(ISED-Colocated) 001

Product: Wireless Access Point
Type Identification: AP432



LAN Cable




CN21BZ5K(P15C-WiFi) 001
CN21BZ5K(P15E-WiFi) 001
CN21BZ5K(FCC-MPE) 001
CN21BZ5K(FCC-Colocated) 001
CN21QC4Z(RSS247-WiFi 2.4G) 001
CN21QC4Z(RSS247-WiFi 5G) 001
CN21QC4Z(ISED-MPE) 001
CN21QC4Z(ISED-Colocated) 001

Product: Wireless Access Point
Type Identification: AP432

LAN Cable




PoE ADAPTER




- CN21BZ5K(P15C-WiFi) 001
- CN21BZ5K(P15E-WiFi) 001
- CN21BZ5K(FCC-MPE) 001
- CN21BZ5K(FCC-Colocated) 001
- CN21QC4Z(RSS247-WiFi 2.4G) 001
- CN21QC4Z(RSS247-WiFi 5G) 001
- CN21QC4Z(ISED-MPE) 001
- CN21QC4Z(ISED-Colocated) 001

Product: Wireless Access Point
Type Identification: AP432



CN21BZ5K(P15C-WiFi) 001
CN21BZ5K(P15E-WiFi) 001
CN21BZ5K(FCC-MPE) 001
CN21BZ5K(FCC-Colocated) 001
CN21QC4Z(RSS247-WiFi 2.4G) 001
CN21QC4Z(RSS247-WiFi 5G) 001
CN21QC4Z(ISED-MPE) 001
CN21QC4Z(ISED-Colocated) 001

Product: Wireless Access Point
Type Identification: AP432



- CN21BZ5K(P15C-WiFi) 001
- CN21BZ5K(P15E-WiFi) 001
- CN21BZ5K(FCC-MPE) 001
- CN21BZ5K(FCC-Colocated) 001
- CN21QC4Z(RSS247-WiFi 2.4G) 001
- CN21QC4Z(RSS247-WiFi 5G) 001
- CN21QC4Z(ISED-MPE) 001
- CN21QC4Z(ISED-Colocated) 001

Product: Wireless Access Point
Type Identification: AP432

Power Cord



- CN21BZ5K(P15C-WiFi) 001
- CN21BZ5K(P15E-WiFi) 001
- CN21BZ5K(FCC-MPE) 001
- CN21BZ5K(FCC-Colocated) 001
- CN21QC4Z(RSS247-WiFi 2.4G) 001
- CN21QC4Z(RSS247-WiFi 5G) 001
- CN21QC4Z(ISED-MPE) 001
- CN21QC4Z(ISED-Colocated) 001

Product: Wireless Access Point
Type Identification: AP432

