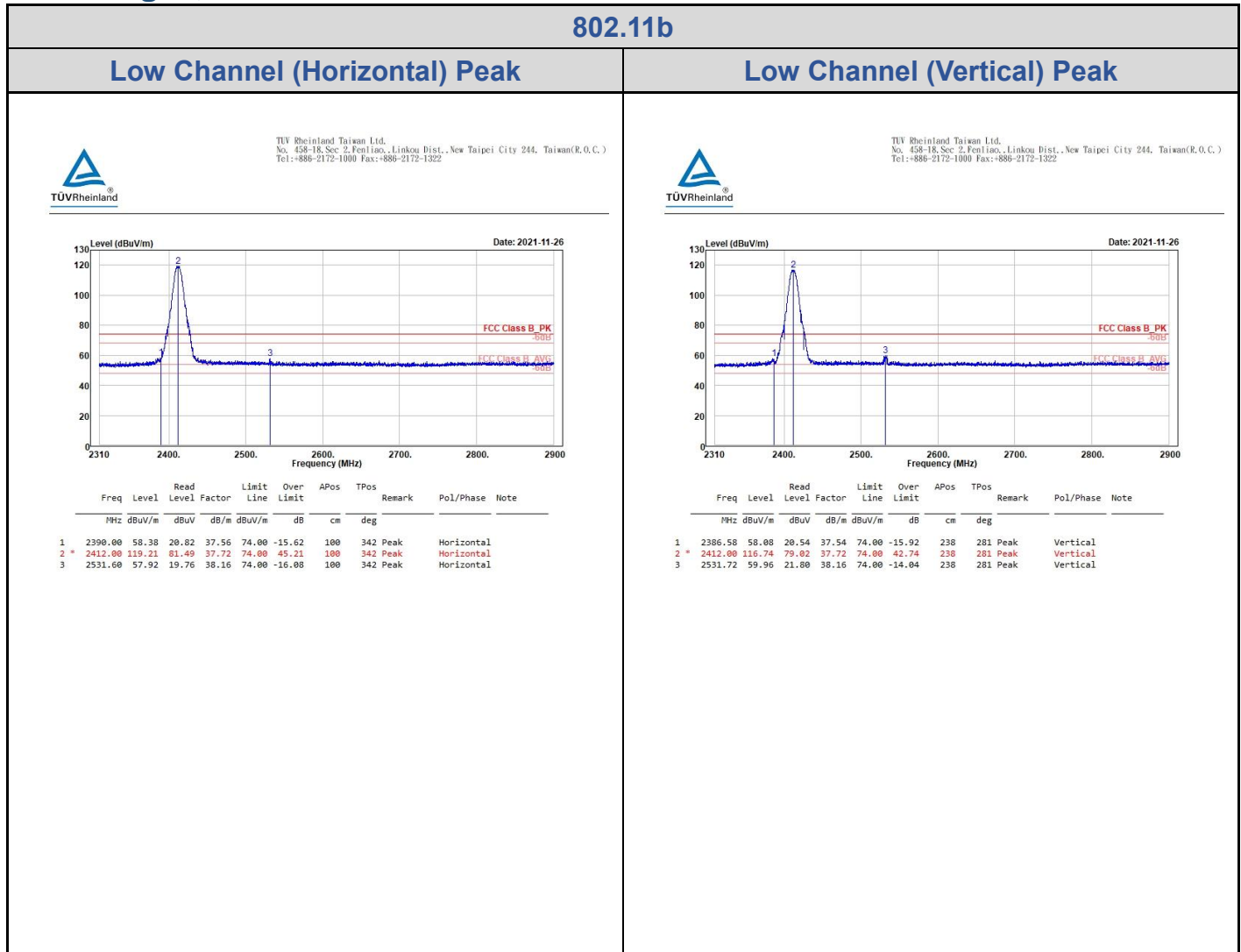


Appendix B:

Test Results of Radiated Spurious Emissions & Mains Conducted
Emission Test (Adapter Mode)

Band Edges, 2.31GHz ~ 2.9GHz



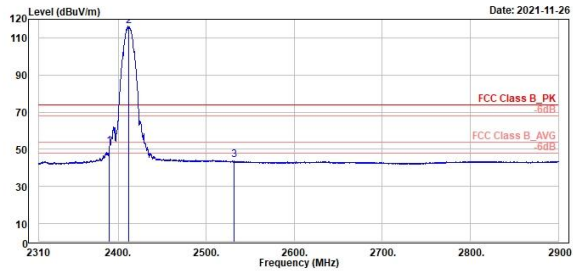
802.11b

Low Channel (Horizontal) Average

Low Channel (Vertical) Average



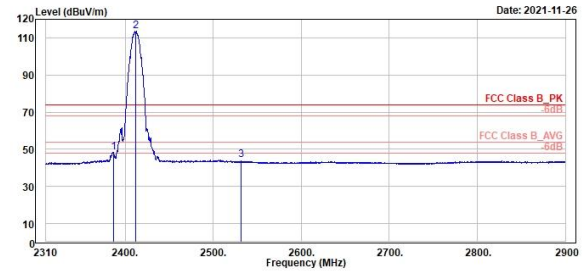
TUV Rheinland Taiwan Ltd.
No. 438-18, Sec 2, Fenhiao, Linkou Dist., New Taipei City 244, Taiwan(R.O.C.)
Tel: +886-2172-1000 Fax: +886-2172-1322



Freq	Level	Read	Limit	Over	APos	TPos	Remark	Pol/Phase	Note
MHz	dBuV/m	dBuV	dB/m	dBuV/m	dB	cm	deg		
1 2390.00	51.70	14.14	37.56	54.00	-2.30	100	342 Average	Horizontal	
2 * 2412.00	116.24	78.52	37.72	54.00	62.24	100	342 Average	Horizontal	
3 2531.60	44.38	6.22	38.16	54.00	-9.62	100	342 Average	Horizontal	



TUV Rheinland Taiwan Ltd.
No. 438-18, Sec 2, Fenhiao, Linkou Dist., New Taipei City 244, Taiwan(R.O.C.)
Tel: +886-2172-1000 Fax: +886-2172-1322



Freq	Level	Read	Limit	Over	APos	TPos	Remark	Pol/Phase	Note
MHz	dBuV/m	dBuV	dB/m	dBuV/m	dB	cm	deg		
1 2386.50	48.47	18.93	37.54	54.00	-5.53	238	281 Average	Vertical	
2 * 2412.00	113.72	76.00	37.72	54.00	59.72	238	281 Average	Vertical	
3 2531.72	44.32	6.16	38.16	54.00	-9.68	238	281 Average	Vertical	

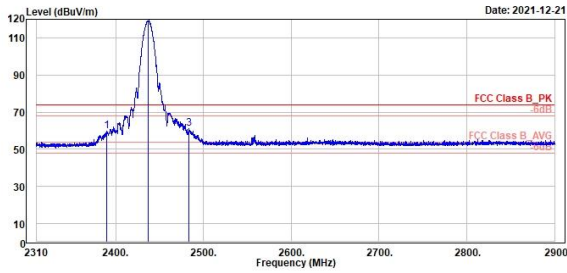
802.11b

Middle Channel (Horizontal) Peak

Middle Channel (Vertical) Peak



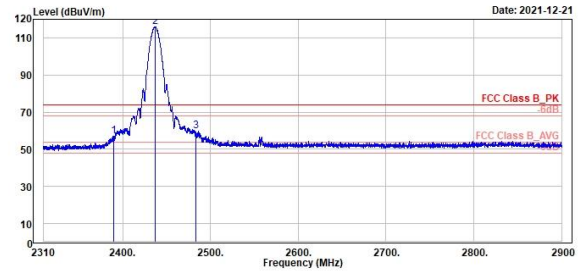
TÜV Rheinland Taiwan Ltd.
No. 458-18, Sec 2, Fenliao, Linkou Dist., New Taipei City 244, Taiwan(R.O.C.)
Tel: +886-2172-1000 Fax: +886-2172-1322



1	2	3
2389.65	2437.00	2483.81
59.68	119.35	61.08
22.00	81.67	23.49
37.60	37.68	37.59
74.00	74.00	74.00
-14.32	45.35	-12.92
104	104	104
333	333	333
Peak	Peak	Peak
Horizontal	Horizontal	Horizontal



TÜV Rheinland Taiwan Ltd.
No. 458-18, Sec 2, Fenliao, Linkou Dist., New Taipei City 244, Taiwan(R.O.C.)
Tel: +886-2172-1000 Fax: +886-2172-1322



1	2	3
2389.41	2437.00	2483.50
56.94	116.12	59.69
19.62	78.67	21.96
37.32	37.45	37.73
74.00	74.00	74.00
-17.06	42.12	-14.31
234	234	234
284	284	284
Peak	Peak	Peak
Vertical	Vertical	Vertical

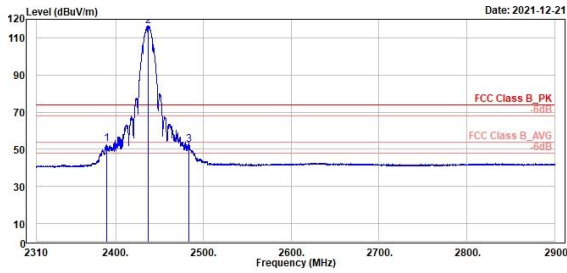
802.11b

Middle Channel (Horizontal) Average

Middle Channel (Vertical) Average



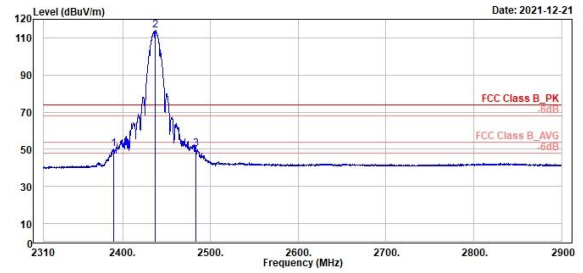
TUV Rheinland Taiwan Ltd.
No. 458-18, Sec 2, Fenliao, Linkou Dist., New Taipei City 244, Taiwan(R.O.C.)
Tel: +886-2172-1000 Fax: +886-2172-1322



Freq	Level	Read	Limit	Over	APos	TPos	Remark	Pol/Phase	Note
MHz	dBuV/m	dBuV	dB/m	dBuV/m	dB	cm	deg		
1 2390.00	52.95	15.35	37.60	54.00	-1.05	104	333 Average	Horizontal	
2 * 2437.00	116.36	70.68	37.68	54.00	62.36	104	333 Average	Horizontal	
3 2483.70	52.49	14.89	37.60	54.00	-1.51	104	333 Average	Horizontal	



TUV Rheinland Taiwan Ltd.
No. 458-18, Sec 2, Fenliao, Linkou Dist., New Taipei City 244, Taiwan(R.O.C.)
Tel: +886-2172-1000 Fax: +886-2172-1322



Freq	Level	Read	Limit	Over	APos	TPos	Remark	Pol/Phase	Note
MHz	dBuV/m	dBuV	dB/m	dBuV/m	dB	cm	deg		
1 2389.41	50.34	13.02	37.32	54.00	-3.66	234	284 Average	Vertical	
2 * 2437.00	113.89	76.44	37.45	54.00	59.89	234	284 Average	Vertical	
3 2483.50	50.31	12.58	37.73	54.00	-3.69	234	284 Average	Vertical	

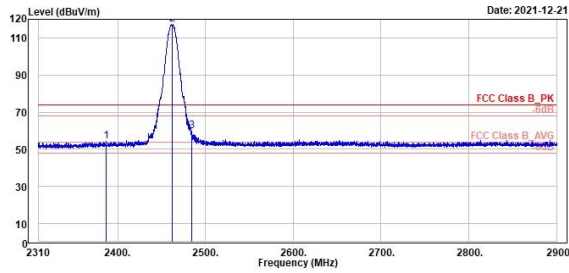
802.11b

High Channel (Horizontal) Peak

High Channel (Vertical) Peak



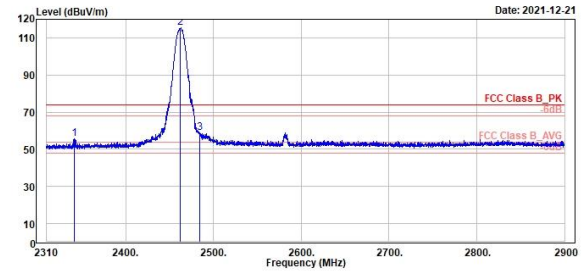
TUV Rheinland Taiwan Ltd.
No. 458-18, Sec 2, FenYiao, Linkou Dist., New Taipei City 244, Taiwan(R.O.C.)
Tel: +886-2172-1000 Fax: +886-2172-1322



1	2	3
2387.17	2462.00	2484.05
54.08	117.35	59.91
16.49	79.69	22.32
37.59	37.66	37.59
74.00	74.00	74.00
-19.92	43.35	-14.09
180	180	180
333	333	333
Peak	Peak	Peak
Horizontal	Horizontal	Horizontal



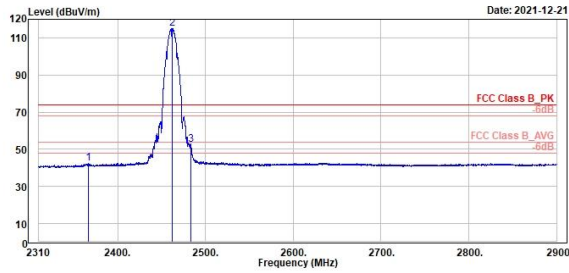
TUV Rheinland Taiwan Ltd.
No. 458-18, Sec 2, FenYiao, Linkou Dist., New Taipei City 244, Taiwan(R.O.C.)
Tel: +886-2172-1000 Fax: +886-2172-1322



1	2	3
2342.10	2462.00	2484.40
55.65	115.36	59.00
18.44	77.78	21.26
37.21	37.58	37.74
74.00	74.00	74.00
-18.35	43.36	-15.00
394	394	394
357	357	357
Peak	Peak	Peak
Vertical	Vertical	Vertical

802.11b
High Channel (Horizontal) Average
High Channel (Vertical) Average

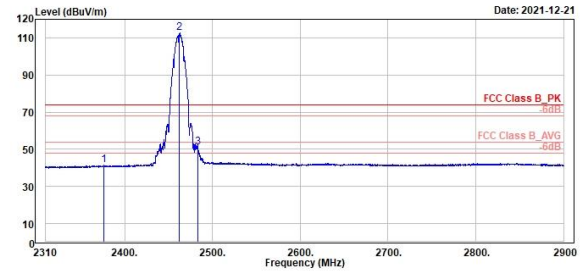

TÜV Rheinland Taiwan Ltd.
 No. 458-18, Sec 2, Fenliao, Linkou Dist., New Taipei City 244, Taiwan(R.O.C.)
 Tel: +886-2172-1000 Fax: +886-2172-1322



1	2	3								
MHz	Level (dBuV/m)	Read Level (dBuV)	Factor (dB/m)	Limit Line (dBuV/m)	Over Limit (dB)	APos (cm)	TPos (deg)	Remark	Pol/Phase	Note
2366.99	42.39	4.87	37.52	54.00	-11.61	180	333	Average	Horizontal	
2462.00	114.95	77.29	37.66	54.00	60.95	180	333	Average	Horizontal	
2483.50	52.36	14.76	37.60	54.00	-1.64	180	333	Average	Horizontal	



TÜV Rheinland Taiwan Ltd.
 No. 458-18, Sec 2, Fenliao, Linkou Dist., New Taipei City 244, Taiwan(R.O.C.)
 Tel: +886-2172-1000 Fax: +886-2172-1322



1	2	3								
MHz	Level (dBuV/m)	Read Level (dBuV)	Factor (dB/m)	Limit Line (dBuV/m)	Over Limit (dB)	APos (cm)	TPos (deg)	Remark	Pol/Phase	Note
2376.20	41.33	4.03	37.30	54.00	-12.67	394	357	Average	Vertical	
2462.00	112.64	75.06	37.58	54.00	58.64	394	357	Average	Vertical	
2483.46	51.19	13.46	37.73	54.00	-2.81	394	357	Average	Vertical	

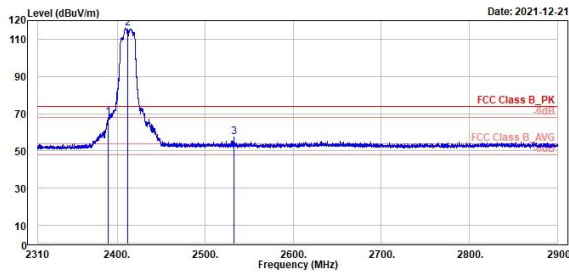
802.11g

Low Channel (Horizontal) Peak

Low Channel (Vertical) Peak



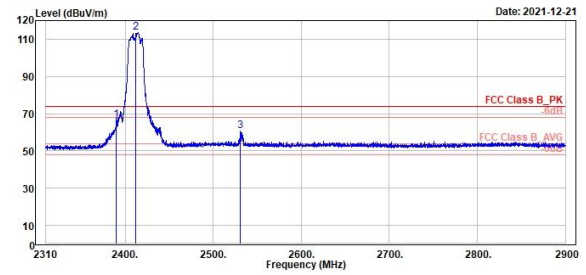
TÜV Rheinland Taiwan Ltd.
No. 458-18, Sec. 2, Fenhiao, Linkou Dist., New Taipei City 244, Taiwan(R.O.C.)
Tel: +886-2172-1000 Fax: +886-2172-1322



Peak	Freq	Level	Read Level	Factor	Limit Line	Over Limit	APos	TPos	Remark	Pol/Phase	Note
	MHz	dBuV/m	dBuV	dB/m	dBuV/m	dB	cm	deg			
1	2398.00	68.06	30.46	37.60	74.00	-5.94	162	346	Peak	Horizontal	
2	2412.00	115.00	78.15	37.65	74.00	41.80	162	346	Peak	Horizontal	
3	2532.55	57.54	19.88	37.66	74.00	-16.46	162	346	Peak	Horizontal	



TÜV Rheinland Taiwan Ltd.
No. 458-18, Sec. 2, Fenhiao, Linkou Dist., New Taipei City 244, Taiwan(R.O.C.)
Tel: +886-2172-1000 Fax: +886-2172-1322



Peak	Freq	Level	Read Level	Factor	Limit Line	Over Limit	APos	TPos	Remark	Pol/Phase	Note
	MHz	dBuV/m	dBuV	dB/m	dBuV/m	dB	cm	deg			
1	2398.00	66.42	29.10	37.32	74.00	-7.58	249	9	Peak	Vertical	
2	2412.00	113.54	76.17	37.37	74.00	39.54	249	9	Peak	Vertical	
3	2530.78	60.81	22.92	37.89	74.00	-13.19	249	9	Peak	Vertical	

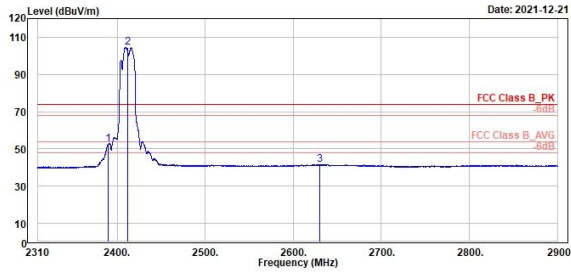
802.11g

Low Channel (Horizontal) Average

Low Channel (Vertical) Average



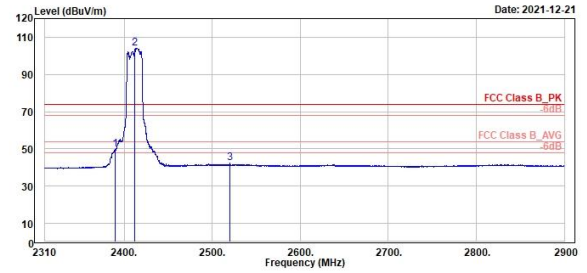
TUV Rheinland Taiwan Ltd.
No. 458-18, Sec. 2, Fenhiao, Linkou Dist., New Taipei City 244, Taiwan(R.O.C.)
Tel: +886-2172-1000 Fax: +886-2172-1322



Freq	Level	Read Level	Factor	Limit Line	Over Limit	APos	TPos	Remark	Pol/Phase	Note
MHz	dBuV/m	dBuV	dB/m	dBuV/m	dB	cm	deg			
1 2398.00	52.42	14.82	37.60	54.00	-1.58	162	346	Average	Horizontal	
2 * 2412.00	104.59	66.94	37.65	54.00	50.59	162	346	Average	Horizontal	
3 2629.78	41.61	3.41	38.20	54.00	-12.39	162	346	Average	Horizontal	



TUV Rheinland Taiwan Ltd.
No. 458-18, Sec. 2, Fenhiao, Linkou Dist., New Taipei City 244, Taiwan(R.O.C.)
Tel: +886-2172-1000 Fax: +886-2172-1322



Freq	Level	Read Level	Factor	Limit Line	Over Limit	APos	TPos	Remark	Pol/Phase	Note
MHz	dBuV/m	dBuV	dB/m	dBuV/m	dB	cm	deg			
1 2398.00	49.53	12.21	37.32	54.00	-4.47	249	9	Average	Vertical	
2 * 2412.00	104.24	66.87	37.37	54.00	50.24	249	9	Average	Vertical	
3 2519.80	42.27	4.40	37.87	54.00	-11.73	249	9	Average	Vertical	

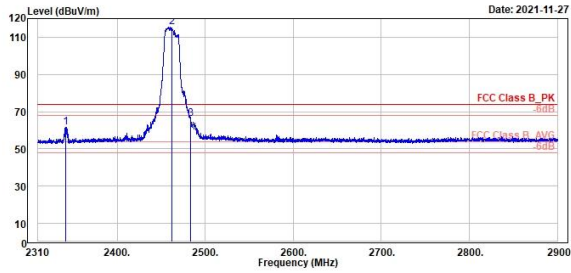
802.11g

High Channel (Horizontal) Peak

High Channel (Vertical) Peak



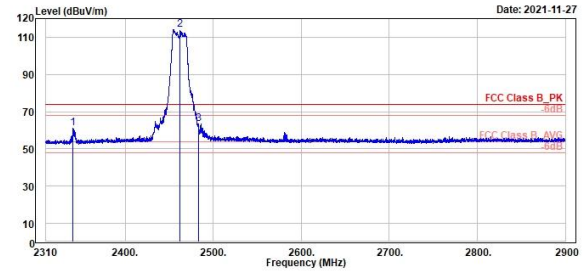
TÜV Rheinland Taiwan Ltd.
No. 458-18, Sec. 2, Fenhiao, Linkou Dist., New Taipei City 244, Taiwan(R.O.C.)
Tel: +886-2172-1000 Fax: +886-2172-1322



Peak	Freq	Level	Read Level	Factor	Limit Line	Over Limit	APos	TPos	Remark	Pol/Phase	Note
	MHz	dBuV/m	dBuV	dB/m	dBuV/m	dB	cm	deg			
1	2341.86	61.73	24.49	37.24	74.00	-12.27	100	56	Peak	Horizontal	
2 *	2462.00	115.58	77.52	38.06	74.00	41.58	100	56	Peak	Horizontal	
3	2483.50	66.21	28.05	38.16	74.00	-7.79	100	56	Peak	Horizontal	



TÜV Rheinland Taiwan Ltd.
No. 458-18, Sec. 2, Fenhiao, Linkou Dist., New Taipei City 244, Taiwan(R.O.C.)
Tel: +886-2172-1000 Fax: +886-2172-1322



Peak	Freq	Level	Read Level	Factor	Limit Line	Over Limit	APos	TPos	Remark	Pol/Phase	Note
	MHz	dBuV/m	dBuV	dB/m	dBuV/m	dB	cm	deg			
1	2340.00	61.16	23.92	37.24	74.00	-12.84	313	349	Peak	Vertical	
2 *	2462.00	113.86	75.80	38.06	74.00	39.86	313	349	Peak	Vertical	
3	2483.50	63.33	25.17	38.16	74.00	-10.67	313	349	Peak	Vertical	

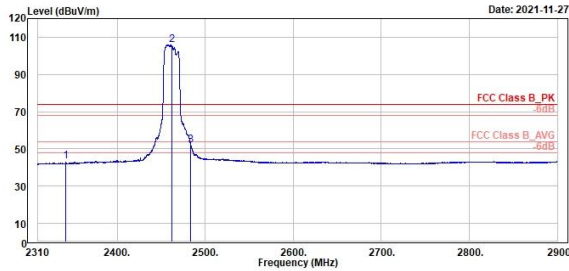
802.11g

High Channel (Horizontal) Average

High Channel (Vertical) Average



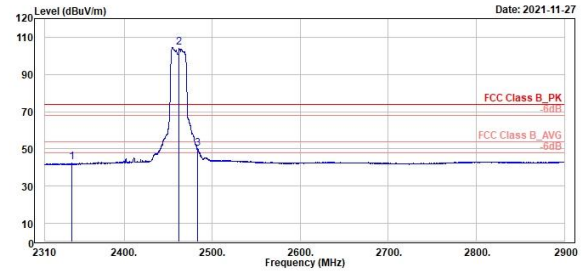
TUV Rheinland Taiwan Ltd.
No. 458-18, Sec. 2, Fenhiao, Linkou Dist., New Taipei City 244, Taiwan(R.O.C.)
Tel: +886-2172-1000 Fax: +886-2172-1322



1	2	3	4	5	6	7	8	9	10	11	12	13	14	15	16	17	18	19	20
1	2	3	4	5	6	7	8	9	10	11	12	13	14	15	16	17	18	19	20
MHz	Level	Read	Level	Factor	Limit	Over	APos	TPos	Remark	Pol/Phase	Note								
MHz	dBuV/m	dBuV	dB/m	dBuV/m	dB	cm	deg												
2341.86	43.39	6.15	37.24	54.00	-10.61	180	56	Average	Horizontal										
2462.00	105.04	67.78	38.06	54.00	51.04	180	56	Average	Horizontal										
2483.50	52.10	13.94	38.16	54.00	-1.90	180	56	Average	Horizontal										



TUV Rheinland Taiwan Ltd.
No. 458-18, Sec. 2, Fenhiao, Linkou Dist., New Taipei City 244, Taiwan(R.O.C.)
Tel: +886-2172-1000 Fax: +886-2172-1322

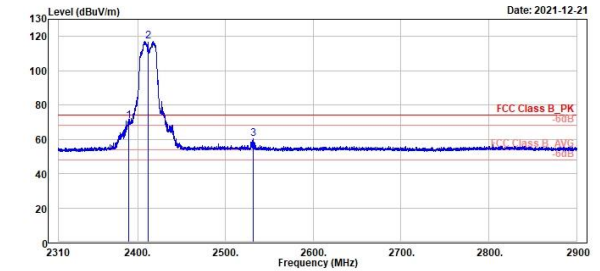
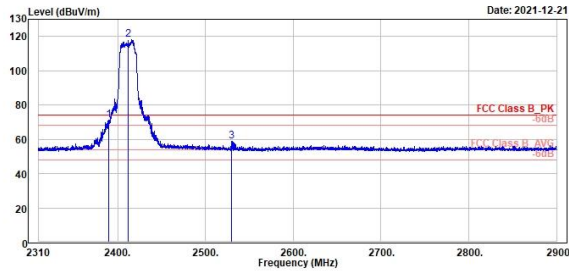


1	2	3	4	5	6	7	8	9	10	11	12	13	14	15	16	17	18	19	20
1	2	3	4	5	6	7	8	9	10	11	12	13	14	15	16	17	18	19	20
MHz	Level	Read	Level	Factor	Limit	Over	APos	TPos	Remark	Pol/Phase	Note								
MHz	dBuV/m	dBuV	dB/m	dBuV/m	dB	cm	deg												
2340.00	42.74	5.50	37.24	54.00	-11.26	313	349	Average	Vertical										
2462.00	104.68	66.62	38.06	54.00	50.68	313	349	Average	Vertical										
2483.50	50.04	11.88	38.16	54.00	-3.96	313	349	Average	Vertical										

802.11ax20

Low Channel (Horizontal) Peak

Low Channel (Vertical) Peak



Peak	Freq	Level	Read Level	Factor	Limit Line	Over Limit	APos	TPos	Remark	Pol/Phase	Note
	MHz	dBuV/m	dBuV	dB/m	dBuV/m	dB	cm	deg			
1	2390.00	71.07	33.47	37.60	74.00	-2.93	111	314	Peak	Horizontal	
2	2412.00	117.95	80.30	37.65	74.00	43.95	111	314	Peak	Horizontal	
3	2529.72	58.81	21.16	37.65	74.00	-15.19	111	314	Peak	Horizontal	

Peak	Freq	Level	Read Level	Factor	Limit Line	Over Limit	APos	TPos	Remark	Pol/Phase	Note
	MHz	dBuV/m	dBuV	dB/m	dBuV/m	dB	cm	deg			
1	2390.00	70.55	33.23	37.32	74.00	-3.45	283	337	Peak	Vertical	
2	2412.00	117.34	79.97	37.37	74.00	43.34	283	337	Peak	Vertical	
3	2531.84	60.46	22.57	37.89	74.00	-13.54	283	337	Peak	Vertical	

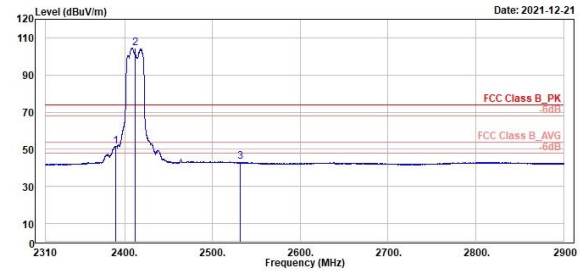
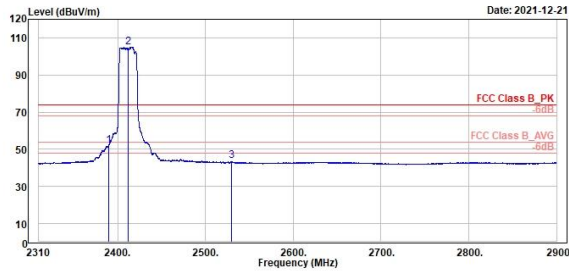
802.11ax20

Low Channel (Horizontal) Average

Low Channel (Vertical) Average

TÜVRheinland
TUV Rheinland Taiwan Ltd.
No. 458-18, Sec 2, Fenliao, Linkou Dist., New Taipei City 244, Taiwan(R.O.C.)
Tel: +886-2172-1000 Fax: +886-2172-1322

TÜVRheinland
TUV Rheinland Taiwan Ltd.
No. 458-18, Sec 2, Fenliao, Linkou Dist., New Taipei City 244, Taiwan(R.O.C.)
Tel: +886-2172-1000 Fax: +886-2172-1322



Freq	Level	Read	Limit	Over	APos	TPos	Remark	Pol/Phase	Note
MHz	dBuV/m	dBuV	dB/m	dBuV/m	dB	cm	deg		
1	2390.00	52.13	14.53	37.60	54.00	-1.87	111	314 Average	Horizontal
2	2412.00	105.17	67.52	37.65	54.00	51.17	111	314 Average	Horizontal
3	2529.72	43.74	6.09	37.65	54.00	-10.26	111	314 Average	Horizontal

Freq	Level	Read	Limit	Over	APos	TPos	Remark	Pol/Phase	Note
MHz	dBuV/m	dBuV	dB/m	dBuV/m	dB	cm	deg		
1	2390.00	51.34	14.02	37.32	54.00	-2.66	283	337 Average	Vertical
2	2412.00	104.60	67.23	37.37	54.00	50.60	283	337 Average	Vertical
3	2531.84	43.37	5.48	37.89	54.00	-10.63	283	337 Average	Vertical

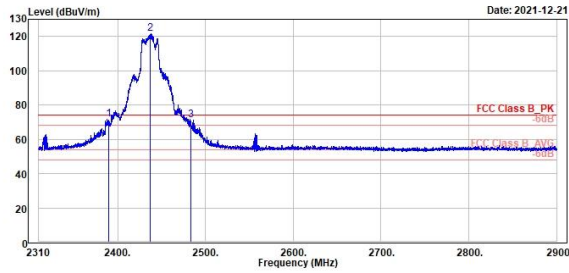
802.11ax20

Middle Channel (Horizontal) Peak

Middle Channel (Vertical) Peak



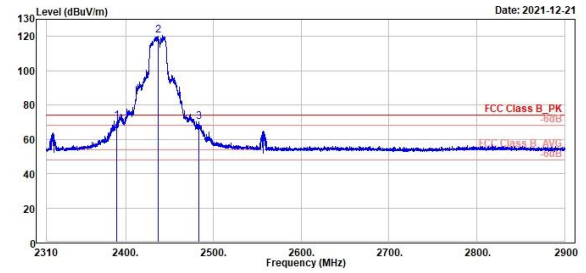
TUV Rheinland Taiwan Ltd.
No. 458-18, Sec 2, Fenliao, Linkou Dist., New Taipei City 244, Taiwan(R.O.C.)
Tel: +886-2172-1000 Fax: +886-2172-1322



Peak	Freq	Level	Read	Limit	Over	APos	TPos	Remark	Pol/Phase	Note
	MHz	dBuV/m	dBuV	dB/m	dBuV/m	dB	cm	deg		
1	2390.00	71.53	33.93	37.60	74.00	-2.47	310	340 Peak	Horizontal	
2	2437.00	121.57	83.89	37.60	74.00	47.57	310	340 Peak	Horizontal	
3	2483.50	71.34	33.74	37.60	74.00	-2.66	310	340 Peak	Horizontal	



TUV Rheinland Taiwan Ltd.
No. 458-18, Sec 2, Fenliao, Linkou Dist., New Taipei City 244, Taiwan(R.O.C.)
Tel: +886-2172-1000 Fax: +886-2172-1322



Peak	Freq	Level	Read	Limit	Over	APos	TPos	Remark	Pol/Phase	Note
	MHz	dBuV/m	dBuV	dB/m	dBuV/m	dB	cm	deg		
1	2390.00	70.76	33.44	37.32	74.00	-3.24	110	334 Peak	Vertical	
2	2437.00	120.52	83.87	37.45	74.00	46.52	110	334 Peak	Vertical	
3	2483.50	70.37	32.64	37.73	74.00	-3.63	110	334 Peak	Vertical	

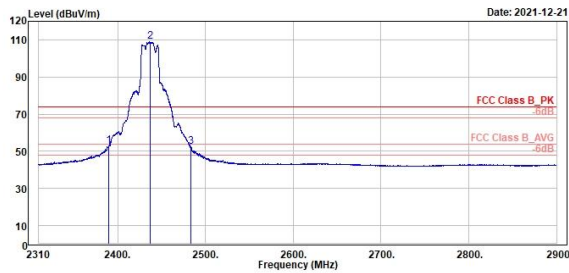
802.11ax20

Middle Channel (Horizontal) Average

Middle Channel (Vertical) Average



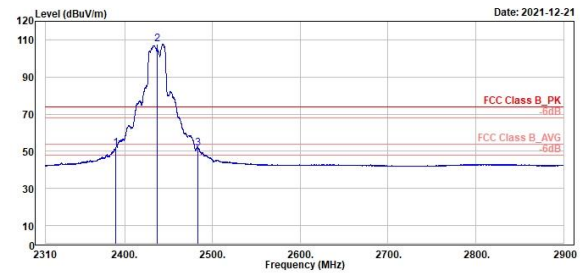
TUV Rheinland Taiwan Ltd.
No. 458-18, Sec 2, Fenliao, Linkou Dist., New Taipei City 244, Taiwan(R.O.C.)
Tel: +886-2172-1000 Fax: +886-2172-1322



Freq	Level	Read	Limit	Over	APos	TPos	Remark	Pol/Phase	Note
MHz	dBuV/m	dBuV	dB/m	dBuV/m	dB	cm	deg		
1 2390.00	52.90	15.30	37.60	54.00	-1.10	310	340 Average	Horizontal	
2 * 2437.00	108.88	71.20	37.60	54.00	54.88	310	340 Average	Horizontal	
3 2483.50	52.56	14.96	37.60	54.00	-1.44	310	340 Average	Horizontal	



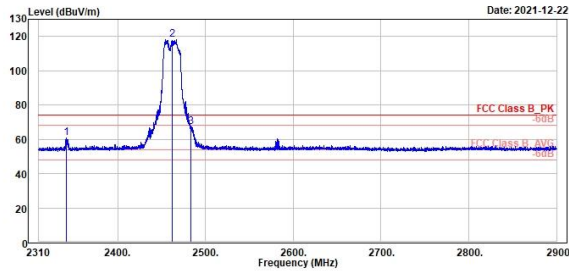
TUV Rheinland Taiwan Ltd.
No. 458-18, Sec 2, Fenliao, Linkou Dist., New Taipei City 244, Taiwan(R.O.C.)
Tel: +886-2172-1000 Fax: +886-2172-1322



Freq	Level	Read	Limit	Over	APos	TPos	Remark	Pol/Phase	Note
MHz	dBuV/m	dBuV	dB/m	dBuV/m	dB	cm	deg		
1 2390.00	51.60	14.28	37.32	54.00	-2.40	110	334 Average	Vertical	
2 * 2437.00	107.67	70.22	37.45	54.00	53.67	110	334 Average	Vertical	
3 2483.50	51.67	13.94	37.73	54.00	-2.33	110	334 Average	Vertical	

802.11ax20
High Channel (Horizontal) Peak
High Channel (Vertical) Peak

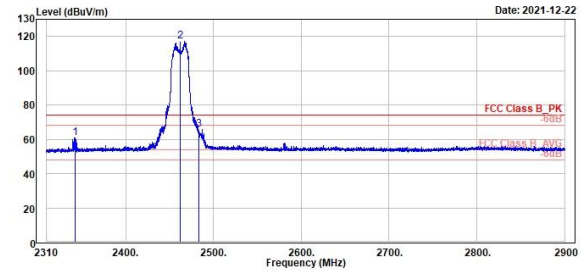

TÜV Rheinland Taiwan Ltd.
 No. 458-18, Sec 2, Fenliao, Linkou Dist., New Taipei City 244, Taiwan(R.O.C.)
 Tel: +886-2172-1000 Fax: +886-2172-1322



1	2	3	4	5	6	7	8	9	10	11	12
Freq	Level	Read	Limit	Over	APos	TPos	Remark	Pol/Phase	Note		
MHz	dBuV/m	dBuV	dB/m	dBuV/m	dB	cm	deg				
1	2342.10	60.88	23.44	37.44	74.00	-13.12	284	304 Peak	Horizontal		
2 *	2462.00	118.29	80.63	37.66	74.00	44.29	284	304 Peak	Horizontal		
3	2483.50	67.36	29.76	37.60	74.00	-6.64	284	304 Peak	Horizontal		



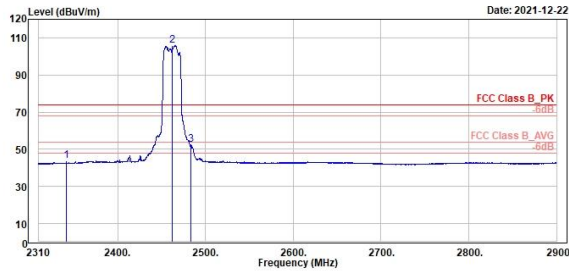
TÜV Rheinland Taiwan Ltd.
 No. 458-18, Sec 2, Fenliao, Linkou Dist., New Taipei City 244, Taiwan(R.O.C.)
 Tel: +886-2172-1000 Fax: +886-2172-1322



1	2	3	4	5	6	7	8	9	10	11	12
Freq	Level	Read	Limit	Over	APos	TPos	Remark	Pol/Phase	Note		
MHz	dBuV/m	dBuV	dB/m	dBuV/m	dB	cm	deg				
1	2342.21	60.84	23.63	37.21	74.00	-13.16	297	341 Peak	Vertical		
2 *	2462.00	116.91	79.33	37.58	74.00	42.91	297	341 Peak	Vertical		
3	2483.50	65.54	27.81	37.73	74.00	-8.46	297	341 Peak	Vertical		

802.11ax20
High Channel (Horizontal) Average
High Channel (Vertical) Average

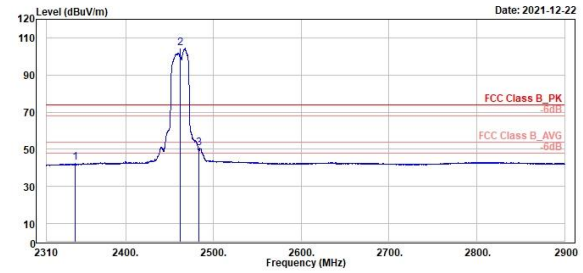

TÜV Rheinland Taiwan Ltd.
 No. 458-18, Sec 2, Fenliao, Linkou Dist., New Taipei City 244, Taiwan(R.O.C.)
 Tel: +886-2172-1000 Fax: +886-2172-1322



1	2	3	4	5	6	7	8	9	10	11	12
Freq	Level	Read	Limit	Over	APos	TPos	Remark	Pol/Phase	Note		
MHz	dBuV/m	dBuV	dB/m	dBuV/m	dB	cm	deg				
1	2342.18	43.61	6.17	37.44	54.00	-10.39	284	304	Average	Horizontal	
2 *	2462.00	106.01	69.35	37.66	54.00	52.01	284	304	Average	Horizontal	
3 !	2483.50	52.41	14.81	37.60	54.00	-1.59	284	304	Average	Horizontal	



TÜV Rheinland Taiwan Ltd.
 No. 458-18, Sec 2, Fenliao, Linkou Dist., New Taipei City 244, Taiwan(R.O.C.)
 Tel: +886-2172-1000 Fax: +886-2172-1322



1	2	3	4	5	6	7	8	9	10	11	12
Freq	Level	Read	Limit	Over	APos	TPos	Remark	Pol/Phase	Note		
MHz	dBuV/m	dBuV	dB/m	dBuV/m	dB	cm	deg				
1	2342.21	42.76	5.55	37.21	54.00	-11.24	297	341	Average	Vertical	
2 *	2462.00	104.26	66.68	37.58	54.00	50.26	297	341	Average	Vertical	
3 !	2483.50	50.48	12.75	37.73	54.00	-3.52	297	341	Average	Vertical	

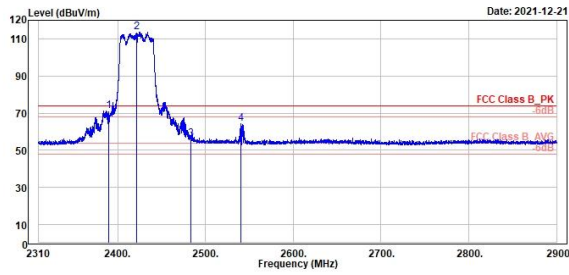
802.11ax40

Low Channel (Horizontal) Peak

Low Channel (Vertical) Peak



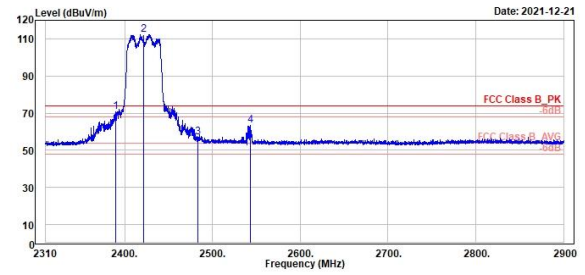
TÜV Rheinland Taiwan Ltd.
No. 458-18, Sec 2, Fenliao, Linkou Dist., New Taipei City 244, Taiwan(R.O.C.)
Tel: +886-2172-1000 Fax: +886-2172-1322



Peak	Freq	Level	Read Level	Factor	Limit Line	Over Limit	APos	TPos	Remark	Pol/Phase	Note
	MHz	dBuV/m	dBuV	dB/m	dBuV/m	dB	cm	deg			
1	2390.00	71.37	33.77	37.60	74.00	-2.63	109	317	Peak	Horizontal	
2	2422.00	113.02	76.16	37.66	74.00	39.82	109	317	Peak	Horizontal	
3	2483.50	56.22	18.62	37.60	74.00	-17.78	109	317	Peak	Horizontal	
4	2539.98	64.38	26.70	37.68	74.00	-9.62	109	317	Peak	Horizontal	



TÜV Rheinland Taiwan Ltd.
No. 458-18, Sec 2, Fenliao, Linkou Dist., New Taipei City 244, Taiwan(R.O.C.)
Tel: +886-2172-1000 Fax: +886-2172-1322



Peak	Freq	Level	Read Level	Factor	Limit Line	Over Limit	APos	TPos	Remark	Pol/Phase	Note
	MHz	dBuV/m	dBuV	dB/m	dBuV/m	dB	cm	deg			
1	2390.00	70.58	33.26	37.32	74.00	-3.42	282	340	Peak	Vertical	
2	2422.00	112.47	75.07	37.40	74.00	38.47	282	340	Peak	Vertical	
3	2483.50	56.99	19.26	37.73	74.00	-17.01	282	340	Peak	Vertical	
4	2543.17	63.54	25.64	37.90	74.00	-10.46	282	340	Peak	Vertical	

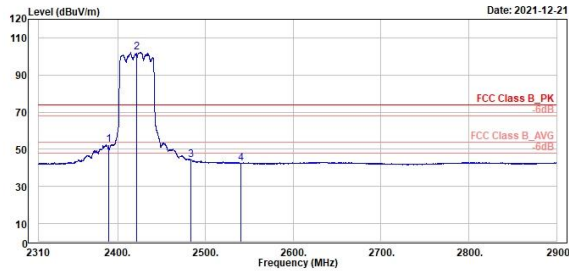
802.11ax40

Low Channel (Horizontal) Average

Low Channel (Vertical) Average



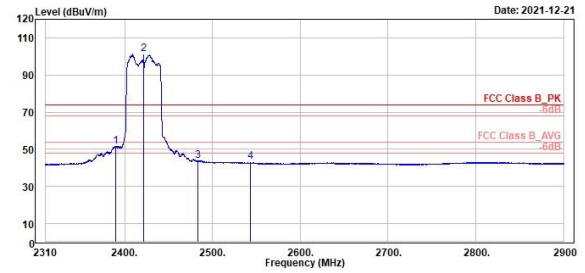
TUV Rheinland Taiwan Ltd.
No. 458-18, Sec 2, Fenliao, Linkou Dist., New Taipei City 244, Taiwan(R.O.C.)
Tel: +886-2172-1000 Fax: +886-2172-1322



Freq	Level	Read	Limit	Over	APos	TPos	Remark	Pol/Phase	Note
MHz	dBuV/m	dBuV	dB/m	dBuV/m	dB	cm	deg		
1	2390.00	52.33	14.73	37.60	54.00	-1.67	109	317	Average Horizontal
2	2422.00	102.32	64.66	37.66	54.00	48.32	109	317	Average Horizontal
3	2483.50	44.36	6.76	37.60	54.00	-9.64	109	317	Average Horizontal
4	2539.98	42.51	4.83	37.68	54.00	-11.49	109	317	Average Horizontal



TUV Rheinland Taiwan Ltd.
No. 458-18, Sec 2, Fenliao, Linkou Dist., New Taipei City 244, Taiwan(R.O.C.)
Tel: +886-2172-1000 Fax: +886-2172-1322



Freq	Level	Read	Limit	Over	APos	TPos	Remark	Pol/Phase	Note
MHz	dBuV/m	dBuV	dB/m	dBuV/m	dB	cm	deg		
1	2390.00	51.54	14.22	37.32	54.00	-2.46	282	340	Average Vertical
2	2422.00	101.10	63.78	37.40	54.00	47.10	282	340	Average Vertical
3	2483.50	43.82	6.09	37.73	54.00	-10.18	282	340	Average Vertical
4	2543.17	43.54	5.64	37.90	54.00	-10.46	282	340	Average Vertical

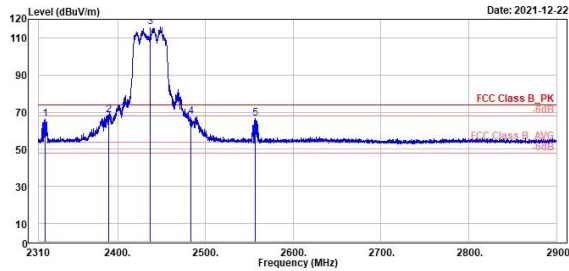
802.11ax40

Middle Channel (Horizontal) Peak

Middle Channel (Vertical) Peak



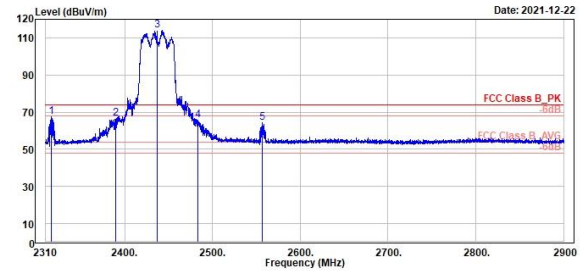
TUV Rheinland Taiwan Ltd.
No. 458-18, Sec 2, Fenliao, Linkou Dist., New Taipei City 244, Taiwan(R.O.C.)
Tel: +886-2172-1000 Fax: +886-2172-1322



Peak	Freq	Level	Read	Limit	Over	APos	TPos	Remark	Pol/Phase	Note
	MHz	dBuV/m	dBuV	dB/m	dBuV/m	dB	cm	deg		
1	2317.00	66.01	28.65	37.36	74.00	-7.99	314	307 Peak	Horizontal	
2	2390.00	68.56	30.96	37.60	74.00	-5.44	314	307 Peak	Horizontal	
3	2437.00	115.67	77.99	37.68	74.00	41.67	314	307 Peak	Horizontal	
4	2483.50	67.40	29.80	37.60	74.00	-6.60	314	307 Peak	Horizontal	
5	2556.62	66.54	28.77	37.77	74.00	-7.46	314	307 Peak	Horizontal	



TUV Rheinland Taiwan Ltd.
No. 458-18, Sec 2, Fenliao, Linkou Dist., New Taipei City 244, Taiwan(R.O.C.)
Tel: +886-2172-1000 Fax: +886-2172-1322



Peak	Freq	Level	Read	Limit	Over	APos	TPos	Remark	Pol/Phase	Note
	MHz	dBuV/m	dBuV	dB/m	dBuV/m	dB	cm	deg		
1	2316.61	67.45	30.42	37.03	74.00	-6.55	314	338 Peak	Vertical	
2	2390.00	66.73	29.41	37.32	74.00	-7.27	314	338 Peak	Vertical	
3	2437.00	114.02	76.57	37.45	74.00	40.02	314	338 Peak	Vertical	
4	2483.50	65.61	27.88	37.73	74.00	-8.39	314	338 Peak	Vertical	
5	2556.38	64.38	26.46	37.92	74.00	-9.62	314	338 Peak	Vertical	

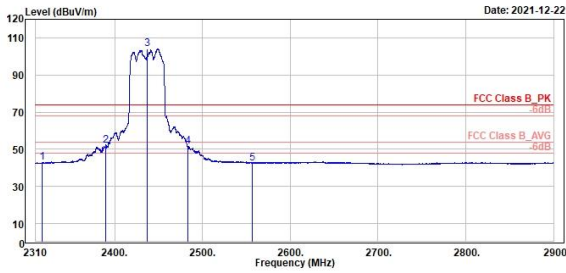
802.11ax40

Middle Channel (Horizontal) Average

Middle Channel (Vertical) Average



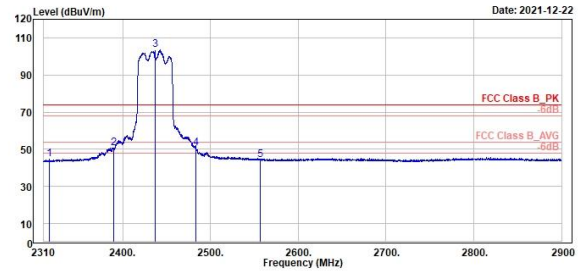
TUV Rheinland Taiwan Ltd.
No. 458-18, Sec 2, Fenliao, Linkou Dist., New Taipei City 244, Taiwan(R.O.C.)
Tel: +886-2172-1000 Fax: +886-2172-1322



Freq	Level	Read Level	Factor	Limit Line	Over Limit	APos	TPos	Remark	Pol/Phase	Note
MHz	dBuV/m	dBuV	dB/m	dBuV/m	dB	cm	deg			
1	2317.00	42.73	5.37	37.36	54.00	-11.27	314	307 Average	Horizontal	
2	2390.00	52.15	14.55	37.60	54.00	-1.85	314	307 Average	Horizontal	
3	2437.00	104.09	66.41	37.68	54.00	50.09	314	307 Average	Horizontal	
4	2483.50	51.62	14.02	37.60	54.00	-2.38	314	307 Average	Horizontal	
5	2556.62	42.63	4.86	37.77	54.00	-11.37	314	307 Average	Horizontal	



TUV Rheinland Taiwan Ltd.
No. 458-18, Sec 2, Fenliao, Linkou Dist., New Taipei City 244, Taiwan(R.O.C.)
Tel: +886-2172-1000 Fax: +886-2172-1322

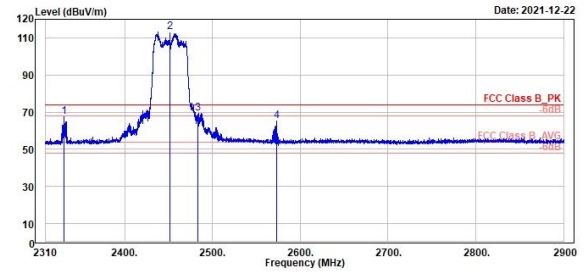
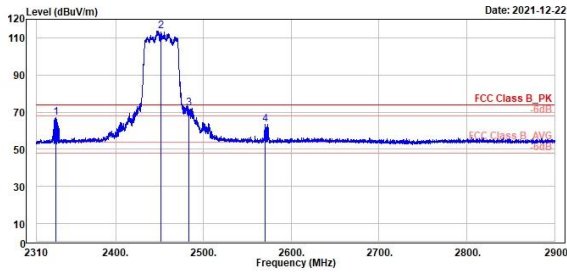


Freq	Level	Read Level	Factor	Limit Line	Over Limit	APos	TPos	Remark	Pol/Phase	Note
MHz	dBuV/m	dBuV	dB/m	dBuV/m	dB	cm	deg			
1	2316.61	44.50	7.47	37.03	54.00	-9.50	309	338 Average	Vertical	
2	2390.00	50.77	13.45	37.32	54.00	-3.23	309	338 Average	Vertical	
3	2437.00	103.56	66.11	37.45	54.00	49.56	309	338 Average	Vertical	
4	2483.50	50.47	12.74	37.73	54.00	-3.53	309	338 Average	Vertical	
5	2556.38	44.14	6.22	37.92	54.00	-9.86	309	338 Average	Vertical	

802.11ax40

High Channel (Horizontal) Peak

High Channel (Vertical) Peak



Peak	Freq	Level	Read	Limit	Over	APos	TPos	Remark	Pol/Phase	Note
	MHz	dBuV/m	dBuV	dB/m	dBuV/m	dB	cm	deg		
1	2332.38	66.97	29.56	37.41	74.00	-7.03	104	51 Peak	Horizontal	
2 *	2452.00	113.53	75.85	37.68	74.00	39.53	104	51 Peak	Horizontal	
3 !	2483.50	71.97	34.37	37.68	74.00	-2.03	104	51 Peak	Horizontal	
4	2570.66	63.59	25.69	37.98	74.00	-10.41	104	51 Peak	Horizontal	

Peak	Freq	Level	Read	Limit	Over	APos	TPos	Remark	Pol/Phase	Note
	MHz	dBuV/m	dBuV	dB/m	dBuV/m	dB	cm	deg		
1	2331.24	67.39	30.25	37.14	74.00	-6.61	305	350 Peak	Vertical	
2 *	2452.00	113.03	75.53	37.50	74.00	39.03	305	350 Peak	Vertical	
3 !	2483.50	69.23	31.50	37.73	74.00	-4.77	305	350 Peak	Vertical	
4	2572.90	65.22	27.28	37.94	74.00	-8.78	305	350 Peak	Vertical	

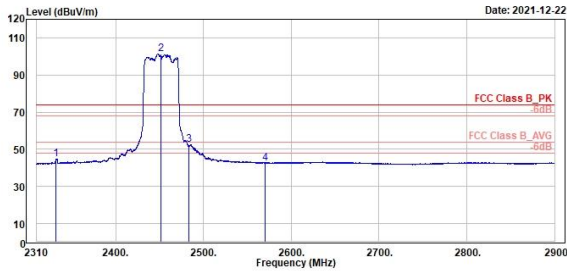
802.11ax40

High Channel (Horizontal) Average

High Channel (Vertical) Average



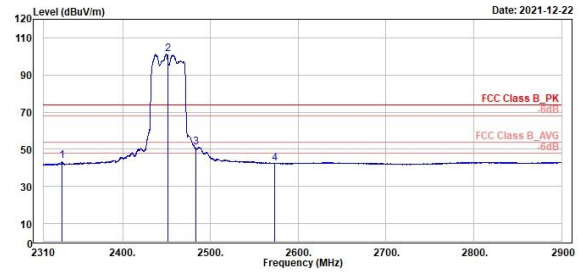
TUV Rheinland Taiwan Ltd.
No. 458-18, Sec 2, Fenliao, Linkou Dist., New Taipei City 244, Taiwan(R.O.C.)
Tel: +886-2172-1000 Fax: +886-2172-1322



1	2	3	4							
Level	Level	Level	Level							
Factor	Factor	Factor	Factor							
Limit	Limit	Limit	Limit							
Over	Over	Over	Over							
APos	APos	APos	APos							
TPos	TPos	TPos	TPos							
Remark	Remark	Remark	Remark							
Pol/Phase	Pol/Phase	Pol/Phase	Pol/Phase							
Note	Note	Note	Note							
2332.38	44.62	7.21	37.41	54.00	-9.38	104	51	Average	Horizontal	
2452.00	101.34	63.66	37.68	54.00	47.34	104	51	Average	Horizontal	
2483.50	52.58	14.98	37.68	54.00	-1.42	104	51	Average	Horizontal	
2570.66	42.54	4.64	37.90	54.00	-11.46	104	51	Average	Horizontal	



TUV Rheinland Taiwan Ltd.
No. 458-18, Sec 2, Fenliao, Linkou Dist., New Taipei City 244, Taiwan(R.O.C.)
Tel: +886-2172-1000 Fax: +886-2172-1322



1	2	3	4							
Level	Level	Level	Level							
Factor	Factor	Factor	Factor							
Limit	Limit	Limit	Limit							
Over	Over	Over	Over							
APos	APos	APos	APos							
TPos	TPos	TPos	TPos							
Remark	Remark	Remark	Remark							
Pol/Phase	Pol/Phase	Pol/Phase	Pol/Phase							
Note	Note	Note	Note							
2331.24	44.00	6.79	37.21	54.00	-10.00	305	350	Average	Vertical	
2452.00	101.22	63.22	38.00	54.00	47.22	305	350	Average	Vertical	
2483.50	51.24	13.08	38.16	54.00	-2.76	305	350	Average	Vertical	
2572.90	42.49	4.40	38.09	54.00	-11.51	305	350	Average	Vertical	