

PHOTOGRAPHS OF THE TEST CONFIGURATION

Conducted Emission Test (Adapter Mode)





Conducted Emission Test (PoE Mode)




Radiated Emission Test (Above 1GHz) (Y plane)



Radiated Emission Test (Below 1GHz)
(Adapter Mode: X-plane)



Radiated Emission Test (Below 1GHz)
(PoE Mode: X-plane)



DFS

Test results demonstrating Master links with Client on a test frequency.

For Master & Scan radio setup

