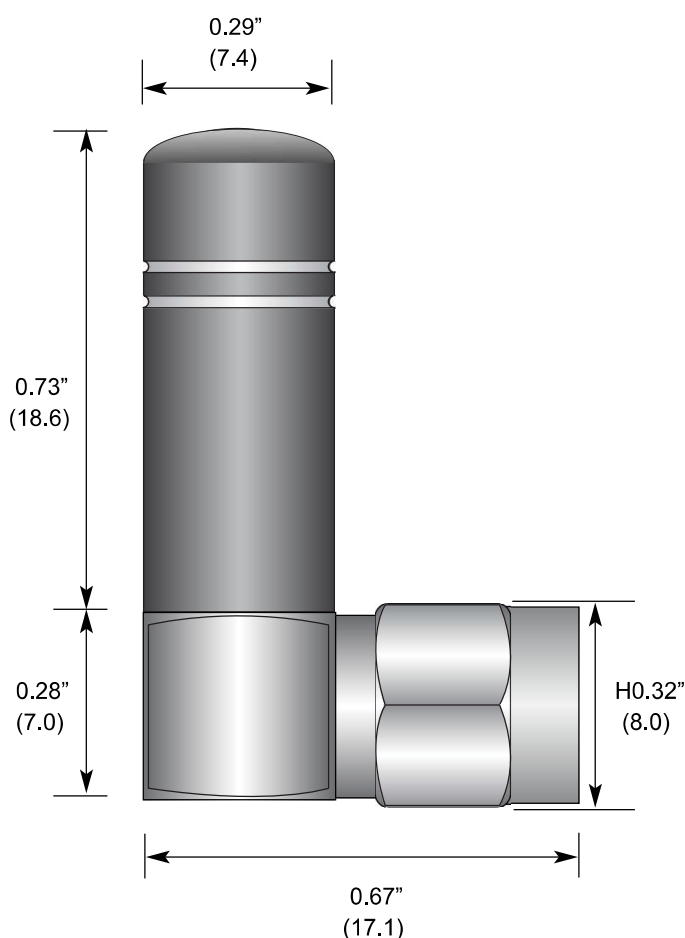


Product Dimensions



Description



The RAH Series utilizes a helical element to greatly reduce the physical length of the antenna housing. They are ideal for products requiring an ultra-compact, aesthetically pleasing antenna in a right angle form factor. Despite their tiny size, they are ruggedly constructed and able to withstand punishing environments just like our larger whips. The antennas attach via a Part 15 compliant RP-SMA connector. The 2.45GHz version is also available with a standard SMA connector.

Features

- Low cost
- Ultra-compact
- Right angle mount
- Excellent performance
- Omnidirectional pattern
- Fully weatherized
- Flexible main shaft
- Rugged & damage-resistant
- Part 15 compliant RP-SMA connector
- Use with plastic* or metal enclosures

* Requires proximity ground plane

Electrical Specifications

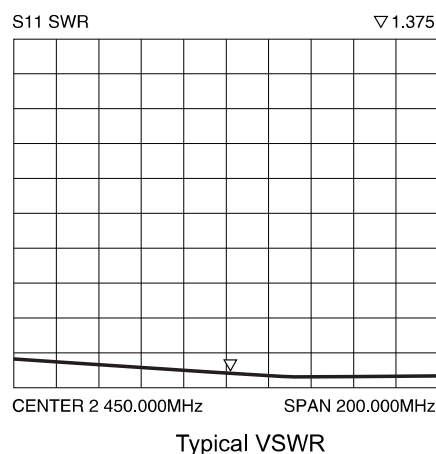
- Center Freq. 2.45GHz
- Bandwidth 300MHz
- Wavelength 1/4-wave
- VSWR <2.0 typ. at center
- Impedance 50 ohms
- Connector RP-SMA or SMA

Electrical specifications and plots measured on 4.00" x 4.00" reference ground plane

Ordering Information

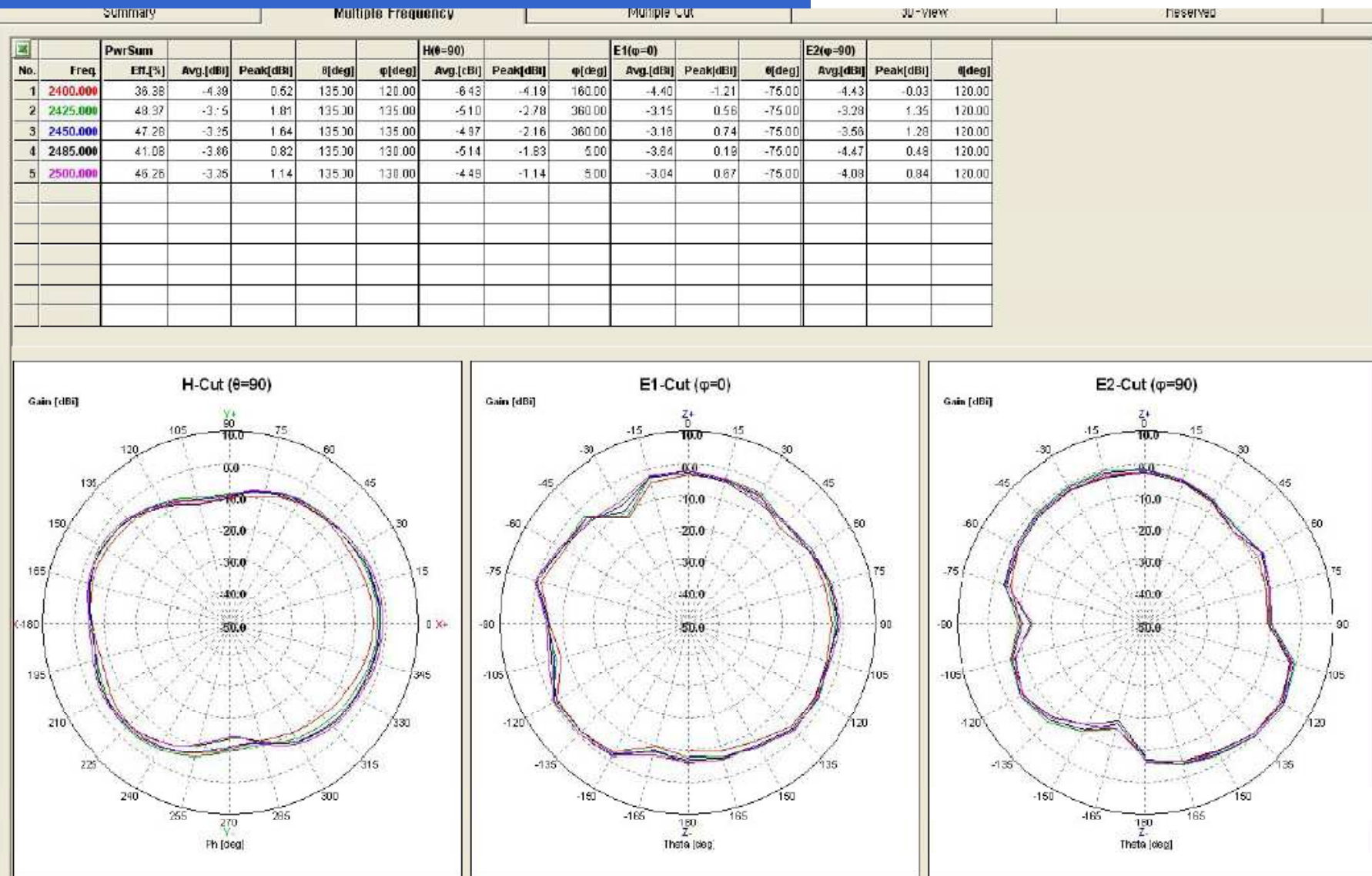
- ANT-2.4-CW-RAH-RPS (with RP-SMA connector)
- ANT-2.4-CW-RAH-SMA (with SMA connector)

VSWR Graph



Typical VSWR

1. ANT-2.4-CW-RAH-xxx Radiation Patterns (at Edge of Jig #50-V2)

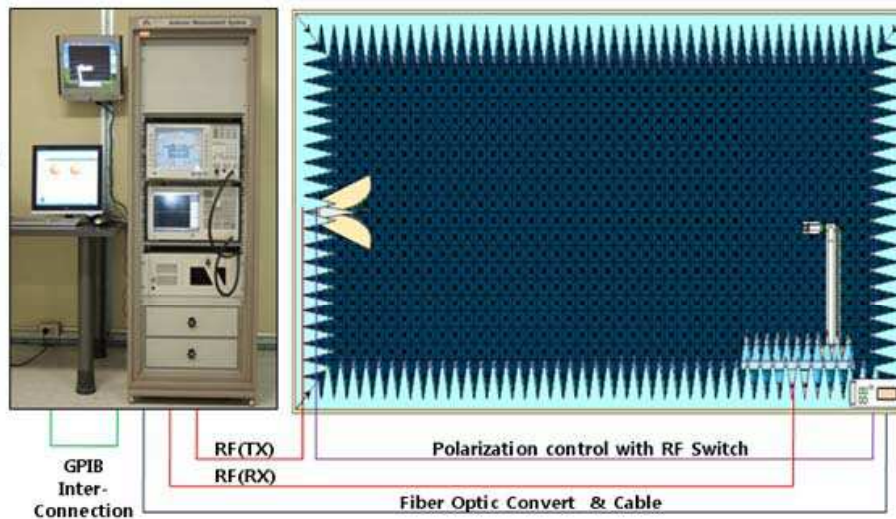


2. Chamber

WIRELESS
COMMUNICATIONS
TEST SET

VECTOR NETWORK
ANALYZER

SYSTEM
CONTROLLER &
LCD MONITOR



Chamber - MTG 6x3x3(m), 300MHz~6GHz
Active - Agilent E5515C (8960 Series 10)
Passive - Agilent E5071B 300KHz~8.5GHz

