


ANNEX 1 - TEST SETUP PHOTOS

Power Line Conducted Emissions Test Configuration 1: 5 VDC Via AC Adapter



ANNEX 1 - TEST SETUP PHOTOS

Power Line Conducted Emissions Test Configuration 1: 5 VDC Via AC Adapter



ANNEX 1 - TEST SETUP PHOTOS

Power Line Conducted Emissions Test Configuration 2: 3.7 VDC from DC Power Supply




ANNEX 1 - TEST SETUP PHOTOS

**Power Line Conducted Emissions
Test Configuration 2: 3.7 VDC from DC Power Supply**




ANNEX 1 - TEST SETUP PHOTOS

Radiated Emissions @ 3 m
Orthogonal Position 1



ANNEX 1 - TEST SETUP PHOTOS

Radiated Emissions @ 3 m
Orthogonal Position 2



ANNEX 1 - TEST SETUP PHOTOS

**Radiated Emissions @ 3 m
Orthogonal Position 3**

