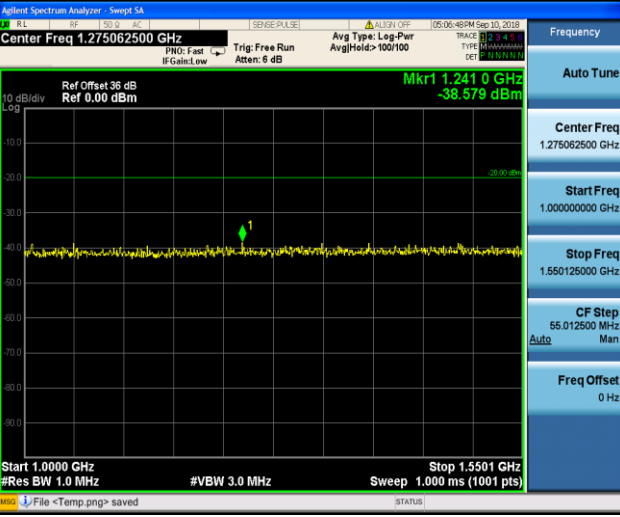
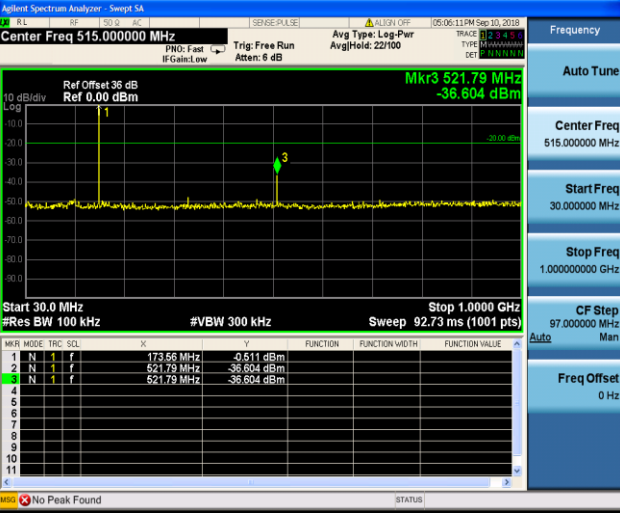
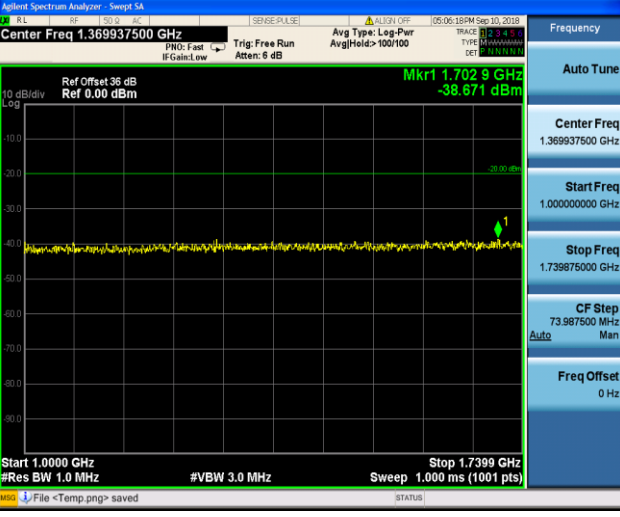




Appendix I:Spurious Emission On Antenna Port

Operation Mode	Modulation Type	Test Channel	TEST PLOT RESULT																																																																																																												
TX-DNH	4FSK	CH <sub>M2</sub>	 <p>Agilent Spectrum Analyzer - Sweep SA          Center Freq 1.275062500 GHz          Ref Offset 36 dB Ref 0.00 dBm          Mkr1 1.241 0 GHz -38.579 dBm          Start 1.0000 GHz #Res BW 1.0 MHz #VBW 3.0 MHz Sweep 1.000 ms (1001 pts)          Stop 1.5501 GHz</p> <p>1GHz~10th Harmonic</p>																																																																																																												
TX-DNH	4FSK	CH <sub>H</sub>	 <p>Agilent Spectrum Analyzer - Sweep SA          Center Freq 515.000000 MHz          Ref Offset 36 dB Ref 0.00 dBm          Mkr3 521.79 MHz -36.604 dBm          Start 30.0 MHz #Res BW 100 kHz #VBW 300 kHz Sweep 92.73 ms (1001 pts)          Stop 1.0000 GHz</p> <table border="1" data-bbox="603 1243 1125 1422"> <thead> <tr> <th>MKR</th> <th>MODE</th> <th>TRC</th> <th>SCL</th> <th>X</th> <th>Y</th> <th>FUNCTION</th> <th>FUNCTION WIDTH</th> <th>FUNCTION VALUE</th> </tr> </thead> <tbody> <tr> <td>1</td> <td>N</td> <td>1</td> <td>f</td> <td>173.56 MHz</td> <td>-36.511 dBm</td> <td></td> <td></td> <td></td> </tr> <tr> <td>2</td> <td>N</td> <td>1</td> <td>f</td> <td>521.79 MHz</td> <td>-36.604 dBm</td> <td></td> <td></td> <td></td> </tr> <tr> <td>3</td> <td>N</td> <td>1</td> <td>f</td> <td>521.79 MHz</td> <td>-36.604 dBm</td> <td></td> <td></td> <td></td> </tr> <tr> <td>4</td> <td></td> <td></td> <td></td> <td></td> <td></td> <td></td> <td></td> <td></td> </tr> <tr> <td>5</td> <td></td> <td></td> <td></td> <td></td> <td></td> <td></td> <td></td> <td></td> </tr> <tr> <td>6</td> <td></td> <td></td> <td></td> <td></td> <td></td> <td></td> <td></td> <td></td> </tr> <tr> <td>7</td> <td></td> <td></td> <td></td> <td></td> <td></td> <td></td> <td></td> <td></td> </tr> <tr> <td>8</td> <td></td> <td></td> <td></td> <td></td> <td></td> <td></td> <td></td> <td></td> </tr> <tr> <td>9</td> <td></td> <td></td> <td></td> <td></td> <td></td> <td></td> <td></td> <td></td> </tr> <tr> <td>10</td> <td></td> <td></td> <td></td> <td></td> <td></td> <td></td> <td></td> <td></td> </tr> <tr> <td>11</td> <td></td> <td></td> <td></td> <td></td> <td></td> <td></td> <td></td> <td></td> </tr> </tbody> </table> <p>30MHz~1GHz</p>	MKR	MODE	TRC	SCL	X	Y	FUNCTION	FUNCTION WIDTH	FUNCTION VALUE	1	N	1	f	173.56 MHz	-36.511 dBm				2	N	1	f	521.79 MHz	-36.604 dBm				3	N	1	f	521.79 MHz	-36.604 dBm				4									5									6									7									8									9									10									11								
MKR	MODE	TRC	SCL	X	Y	FUNCTION	FUNCTION WIDTH	FUNCTION VALUE																																																																																																							
1	N	1	f	173.56 MHz	-36.511 dBm																																																																																																										
2	N	1	f	521.79 MHz	-36.604 dBm																																																																																																										
3	N	1	f	521.79 MHz	-36.604 dBm																																																																																																										
4																																																																																																															
5																																																																																																															
6																																																																																																															
7																																																																																																															
8																																																																																																															
9																																																																																																															
10																																																																																																															
11																																																																																																															
TX-DNH	4FSK	CH <sub>H</sub>	 <p>Agilent Spectrum Analyzer - Sweep SA          Center Freq 1.369937500 GHz          Ref Offset 36 dB Ref 0.00 dBm          Mkr1 1.702 9 GHz -38.671 dBm          Start 1.0000 GHz #Res BW 1.0 MHz #VBW 3.0 MHz Sweep 1.000 ms (1001 pts)          Stop 1.7399 GHz</p> <p>1GHz~10th Harmonic</p>																																																																																																												



Appendix I:Spurious Emission On Antenna Port

Operation Mode	Modulation Type	Test Channel	TEST PLOT RESULT																																				
TX-ANH	FM	CHL	<p>Agilent Spectrum Analyzer - Sweep SA</p> <p>Center Freq 515.000000 MHz</p> <p>Ref Offset 36 dB Ref 0.00 dBm</p> <p>Mkr3 544.10 MHz -41.705 dBm</p> <p>Start 30.0 MHz #Res BW 100 kHz #VBW 300 kHz Stop 1.0000 GHz Sweep 92.73 ms (1001 pts)</p> <table border="1"> <thead> <tr> <th>MKR</th> <th>MODE</th> <th>TRC</th> <th>SCL</th> <th>X</th> <th>Y</th> <th>FUNCTION</th> <th>FUNCTION WIDTH</th> <th>FUNCTION VALUE</th> </tr> </thead> <tbody> <tr> <td>1</td> <td>N</td> <td>1</td> <td>f</td> <td>135.73 MHz</td> <td>-6.284 dBm</td> <td></td> <td></td> <td></td> </tr> <tr> <td>2</td> <td>N</td> <td>1</td> <td>f</td> <td>408.30 MHz</td> <td>-36.897 dBm</td> <td></td> <td></td> <td></td> </tr> <tr> <td>3</td> <td>N</td> <td>1</td> <td>f</td> <td>544.10 MHz</td> <td>-41.705 dBm</td> <td></td> <td></td> <td></td> </tr> </tbody> </table> <p>30MHz~1GHz</p>	MKR	MODE	TRC	SCL	X	Y	FUNCTION	FUNCTION WIDTH	FUNCTION VALUE	1	N	1	f	135.73 MHz	-6.284 dBm				2	N	1	f	408.30 MHz	-36.897 dBm				3	N	1	f	544.10 MHz	-41.705 dBm			
MKR	MODE	TRC	SCL	X	Y	FUNCTION	FUNCTION WIDTH	FUNCTION VALUE																															
1	N	1	f	135.73 MHz	-6.284 dBm																																		
2	N	1	f	408.30 MHz	-36.897 dBm																																		
3	N	1	f	544.10 MHz	-41.705 dBm																																		
TX-ANH	FM	CHL	<p>Agilent Spectrum Analyzer - Sweep SA</p> <p>Center Freq 1.180062500 GHz</p> <p>Ref Offset 36 dB Ref 0.00 dBm</p> <p>Mkr1 1.3443 GHz -39.006 dBm</p> <p>Start 1.0000 GHz #Res BW 1.0 MHz #VBW 3.0 MHz Stop 1.3601 GHz Sweep 1.000 ms (1001 pts)</p> <p>File &lt;Temp.png&gt; saved</p> <p>1GHz~10th Harmonic</p>																																				
TX-ANH	FM	CH <sub>M2</sub>	<p>Agilent Spectrum Analyzer - Sweep SA</p> <p>Center Freq 515.000000 MHz</p> <p>Ref Offset 36 dB Ref 0.00 dBm</p> <p>Mkr3 465.53 MHz -46.478 dBm</p> <p>Start 30.0 MHz #Res BW 100 kHz #VBW 300 kHz Stop 1.0000 GHz Sweep 92.73 ms (1001 pts)</p> <table border="1"> <thead> <tr> <th>MKR</th> <th>MODE</th> <th>TRC</th> <th>SCL</th> <th>X</th> <th>Y</th> <th>FUNCTION</th> <th>FUNCTION WIDTH</th> <th>FUNCTION VALUE</th> </tr> </thead> <tbody> <tr> <td>1</td> <td>N</td> <td>1</td> <td>f</td> <td>155.43 MHz</td> <td>-2.235 dBm</td> <td></td> <td></td> <td></td> </tr> <tr> <td>2</td> <td>N</td> <td>1</td> <td>f</td> <td>365.53 MHz</td> <td>-46.478 dBm</td> <td></td> <td></td> <td></td> </tr> <tr> <td>3</td> <td>N</td> <td>1</td> <td>f</td> <td>465.53 MHz</td> <td>-46.478 dBm</td> <td></td> <td></td> <td></td> </tr> </tbody> </table> <p>No Peak Found</p> <p>30MHz~1GHz</p>	MKR	MODE	TRC	SCL	X	Y	FUNCTION	FUNCTION WIDTH	FUNCTION VALUE	1	N	1	f	155.43 MHz	-2.235 dBm				2	N	1	f	365.53 MHz	-46.478 dBm				3	N	1	f	465.53 MHz	-46.478 dBm			
MKR	MODE	TRC	SCL	X	Y	FUNCTION	FUNCTION WIDTH	FUNCTION VALUE																															
1	N	1	f	155.43 MHz	-2.235 dBm																																		
2	N	1	f	365.53 MHz	-46.478 dBm																																		
3	N	1	f	465.53 MHz	-46.478 dBm																																		



Appendix I:Spurious Emission On Antenna Port

Operation Mode	Modulation Type	Test Channel	TEST PLOT RESULT																																				
TX-ANH	FM	CH <sub>M2</sub>	<p>Agilent Spectrum Analyzer - Sweep SA            Center Freq 1.275062500 GHz            Ref Offset 36 dB Ref 0.00 dBm            Mkr1 1.410 4 GHz -39.006 dBm            Start 1.0000 GHz #Res BW 1.0 MHz #VBW 3.0 MHz Sweep 1.000 ms (1001 pts)            Stop 1.5501 GHz</p> <p>1GHz~10th Harmonic</p>																																				
TX-ANH	FM	CH <sub>H</sub>	<p>Agilent Spectrum Analyzer - Sweep SA            Center Freq 515.000000 MHz            Ref Offset 36 dB Ref 0.00 dBm            Mkr3 348.16 MHz -47.880 dBm            Start 30.0 MHz #Res BW 100 kHz #VBW 300 kHz Sweep 92.73 ms (1001 pts)            Stop 1.0000 GHz</p> <table border="1"> <thead> <tr> <th>MKR</th> <th>MODE</th> <th>TRC</th> <th>SCL</th> <th>X</th> <th>Y</th> <th>FUNCTION</th> <th>FUNCTION WIDTH</th> <th>FUNCTION VALUE</th> </tr> </thead> <tbody> <tr> <td>1</td> <td>N</td> <td>1</td> <td>f</td> <td>173.56 MHz</td> <td>-53.1 dBm</td> <td></td> <td></td> <td></td> </tr> <tr> <td>2</td> <td>N</td> <td>1</td> <td>f</td> <td>5241.9 MHz</td> <td>-35.51 dBm</td> <td></td> <td></td> <td></td> </tr> <tr> <td>3</td> <td>N</td> <td>1</td> <td>f</td> <td>348.16 MHz</td> <td>-47.880 dBm</td> <td></td> <td></td> <td></td> </tr> </tbody> </table> <p>30MHz~1GHz</p>	MKR	MODE	TRC	SCL	X	Y	FUNCTION	FUNCTION WIDTH	FUNCTION VALUE	1	N	1	f	173.56 MHz	-53.1 dBm				2	N	1	f	5241.9 MHz	-35.51 dBm				3	N	1	f	348.16 MHz	-47.880 dBm			
MKR	MODE	TRC	SCL	X	Y	FUNCTION	FUNCTION WIDTH	FUNCTION VALUE																															
1	N	1	f	173.56 MHz	-53.1 dBm																																		
2	N	1	f	5241.9 MHz	-35.51 dBm																																		
3	N	1	f	348.16 MHz	-47.880 dBm																																		
TX-ANH	FM	CH <sub>H</sub>	<p>Agilent Spectrum Analyzer - Sweep SA            Center Freq 1.369937500 GHz            Ref Offset 36 dB Ref 0.00 dBm            Mkr1 1.704 4 GHz -38.330 dBm            Start 1.0000 GHz #Res BW 1.0 MHz #VBW 3.0 MHz Sweep 1.000 ms (1001 pts)            Stop 1.7399 GHz</p> <p>1GHz~10th Harmonic</p>																																				

----End of Report----