

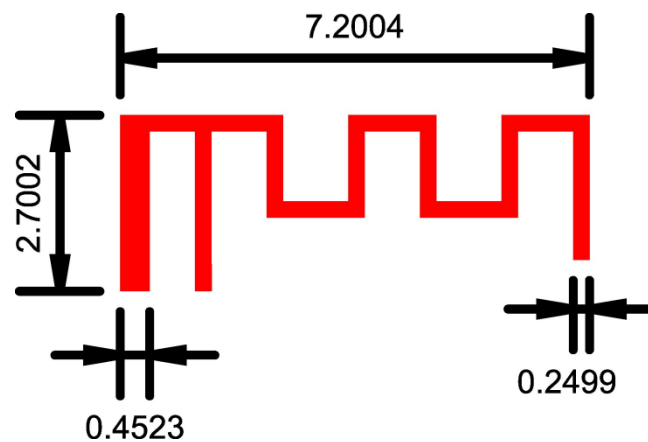
Product specification

Quick Reference Data

	Antenna module on the system board	
Frequenc Range	2400 ~ 2500GHz	
Ant. Port Input Pwr. (dBm)	0 (Typ. BT class 2 output power)	
Tot. Rad. Pwr. (dBm)	-1.2 (Input pwr – loss pwr)	
Peak EIRP(dBm)	0 dBi	
Directivity (dBi)	1 (all direction antenna)	
Efficiency (dB)	1.0%	
Gain (dBi)	0 (Avg Gain XY-plane)	
Maximum Power (dBm)	0 (XY-plane)	
Minimum Power (dBm)	0(XY-plane)	
Avg. Power (dBm)	0(XY-plane)	
Input Impedence(ohm)	50	
Polarization Type	Vertical & Horizontal	
V.S.W.R	<6	

All the technical data and information contained herein are subject to change without prior notice.

Antenna Layout

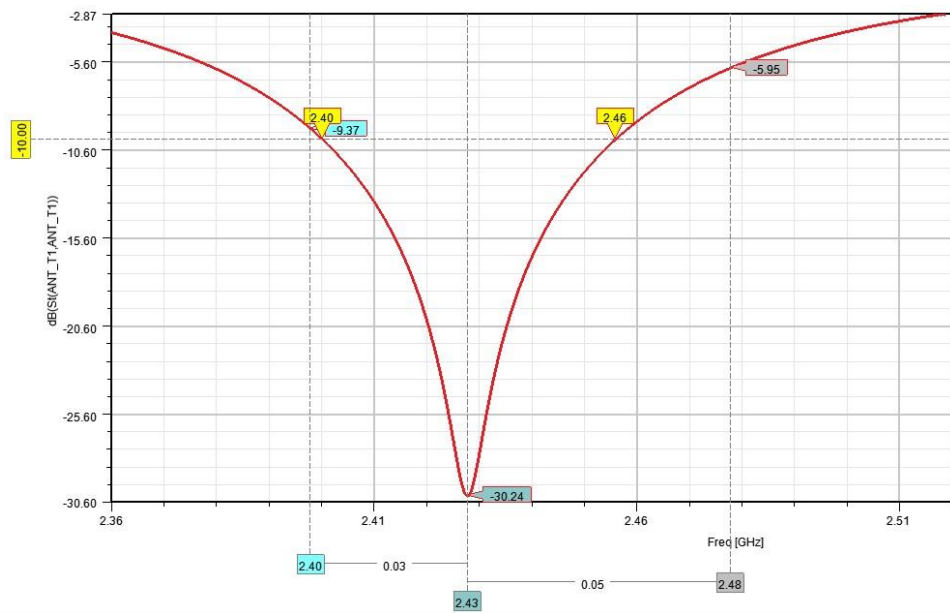


Unit: mm

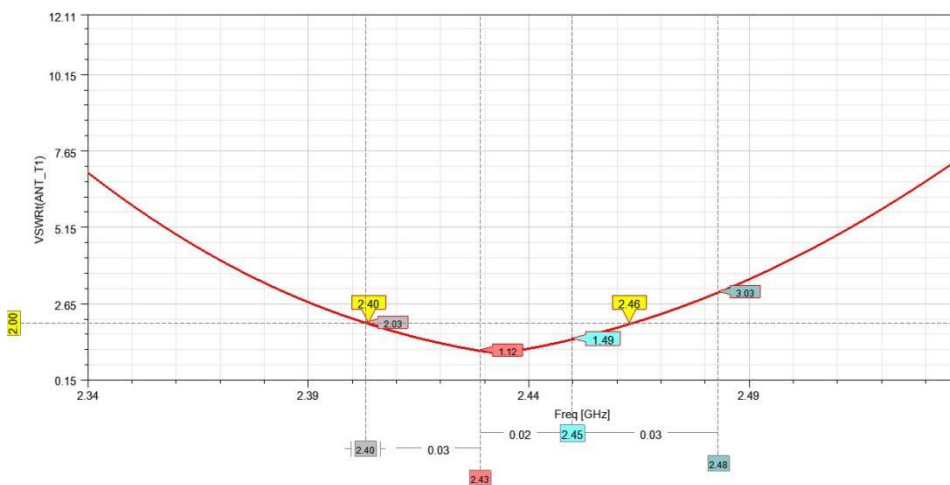
Antenna Gain

Unit in dBi @2.44GHz	XY-plane		XZ-plane		YZ-plane		Efficiency
	Peak	Avg.	Peak	Avg.	Peak	Avg.	
Module Board	0	0	0	0	0	0	0

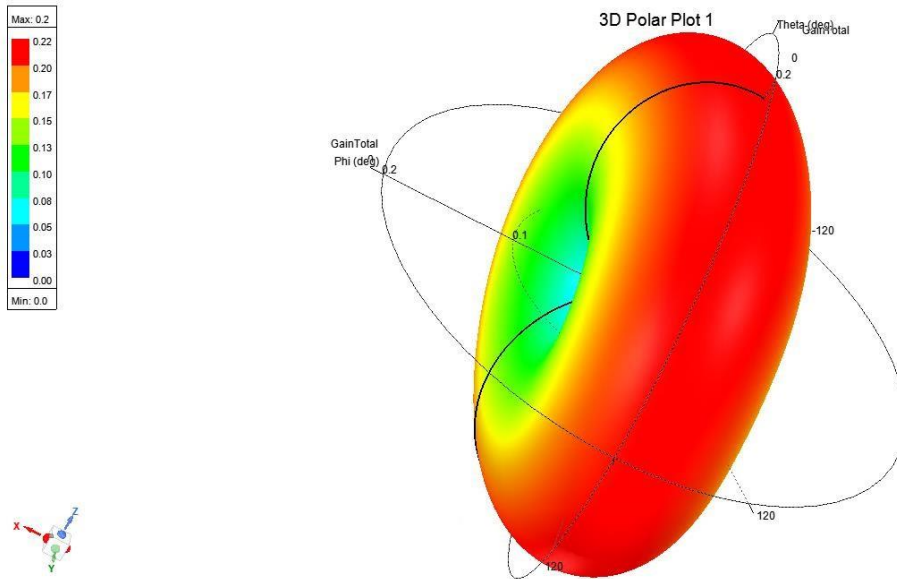
Return Loss



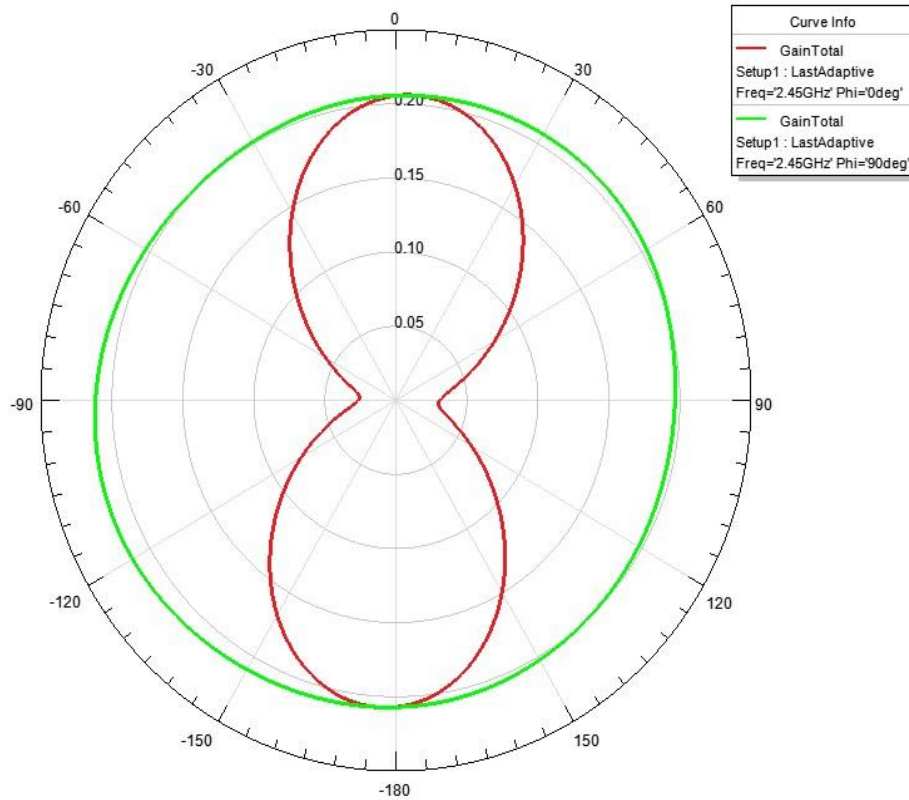
VSWR



3D radiation pattern diagram



2D radiation pattern diagram

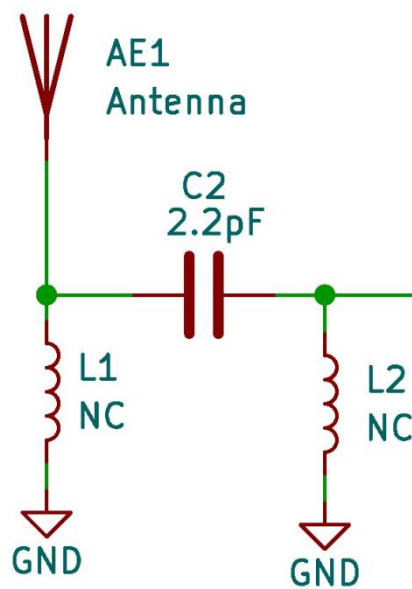


Quick Reference Data-TEST

	2.4G	2.45G	2.5G
Return Loss -TEST	-9.1777dB	-15.854dB	-10.934dB
VSWR-TEST	2.0647	1.3791	1.8027
Impedence-TEST	41.834Ω	36.292Ω	50.699Ω

All the technical data and information contained herein are subject to change without prior notice.

Matching circuit

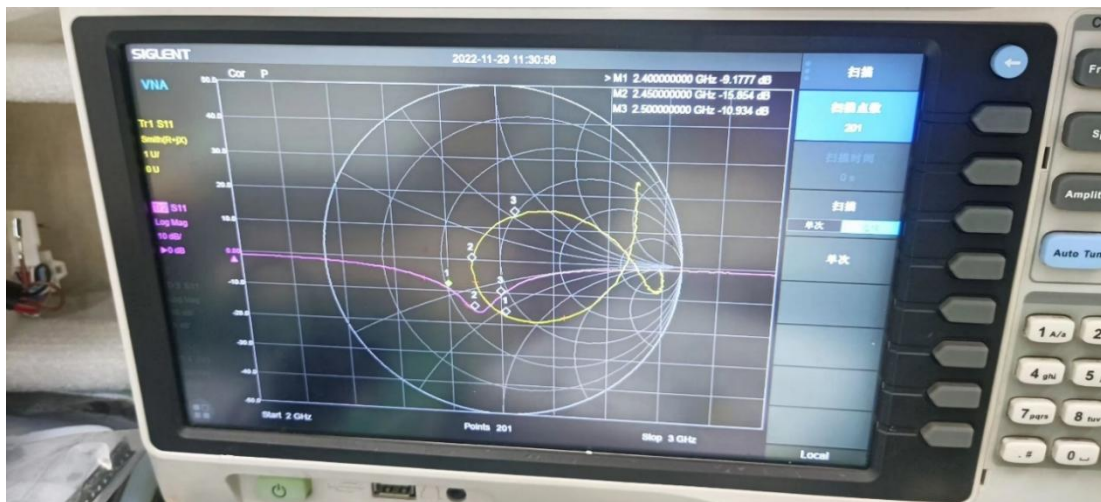


Return Loss -TEST

2.4G: -9.1777dB;

2.45G: -15.854dB;

2.5G: -10.934dB。

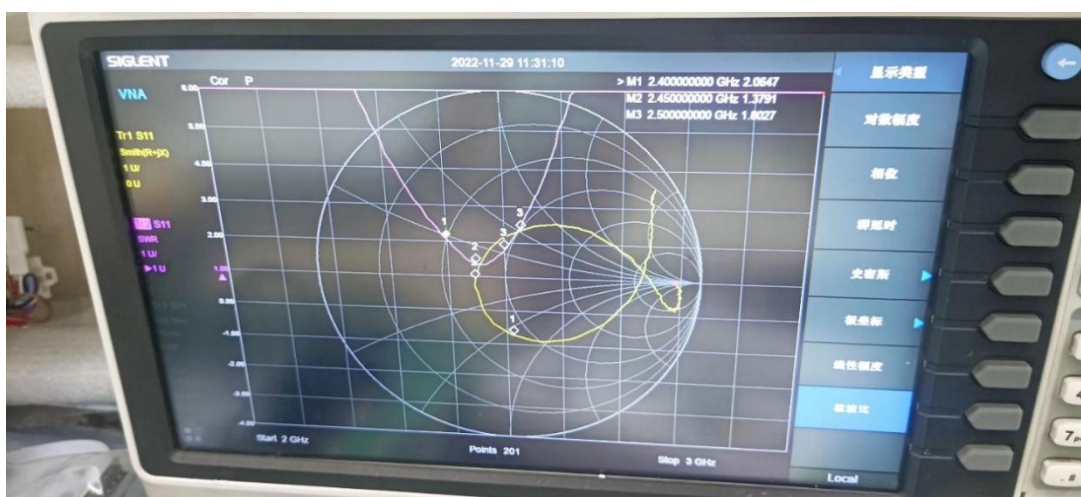


VSWR-TEST

2.4G: 2.0647;

2.45G: 1.3791;

2.5G: 1.8027。



Impedence

2.4G: 41.834Ω , -32.899Ω 2.0162pF ;

2.45G: 36.292Ω , -1.0842Ω 59.915pF ;

2.5G: 50.699Ω , 30.091Ω 1.9157nH .



Remark:

Antenna type: PCB on-board antenna

Antenna supplier: Dongguan Chongzheng Electronics Co., Ltd

Supplier address: 18 Zhufoling Daling street, Tangxia Town, Dongguan City