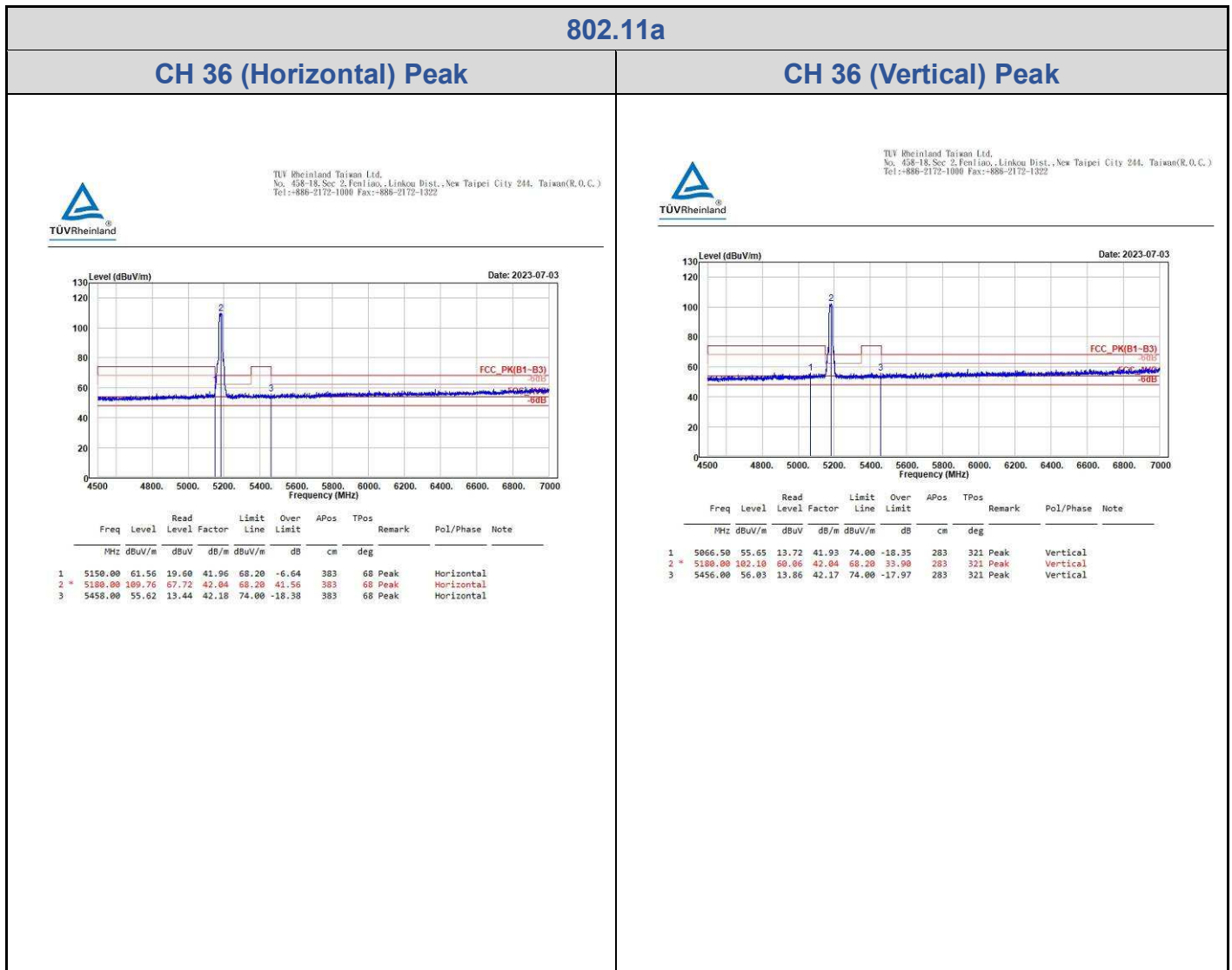


Appendix B: Test Results of Radiation Spurious Emissions & Mains

Conducted Emission

Band Edges, 4.5GHz ~ 5.15GHz

U-NII-1



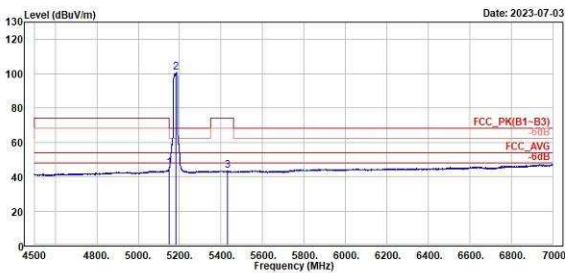
802.11a

CH 36 (Horizontal) Average

CH 36 (Vertical) Average



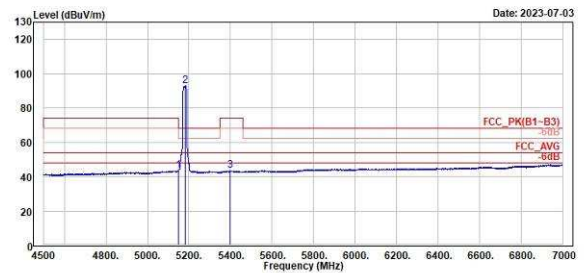
TUV Rheinland Taiwan Ltd.
No. 458-18, Sec 2, Fenliao, Linkou Dist., New Taipei City 244, Taiwan(R.O.C.)
Tel: +886-2172-1000 Fax: +886-2172-1322



1	2	3							
Freq	Level	Read Level Factor	Limit Line	Over Limit	APos	TPos	Remark	Pol/Phase	Note
MHz	dBuV/m	dBuV	dB/m	dBuV/m	dB	cm	deg		
5149.50	44.85	2.89	41.96	54.00	-9.15	383	68 Average	Horizontal	
5180.00	100.63	50.59	42.04	54.00	46.63	383	68 Average	Horizontal	*
5431.00	43.27	0.98	42.29	54.00	-10.73	383	68 Average	Horizontal	



TUV Rheinland Taiwan Ltd.
No. 458-18, Sec 2, Fenliao, Linkou Dist., New Taipei City 244, Taiwan(R.O.C.)
Tel: +886-2172-1000 Fax: +886-2172-1322



1	2	3							
Freq	Level	Read Level Factor	Limit Line	Over Limit	APos	TPos	Remark	Pol/Phase	Note
MHz	dBuV/m	dBuV	dB/m	dBuV/m	dB	cm	deg		
5149.50	43.42	1.46	41.96	54.00	-10.58	283	321 Average	Vertical	
5180.00	93.13	51.09	42.04	54.00	39.13	283	321 Average	Vertical	*
5400.00	43.33	0.81	42.52	54.00	-10.67	283	321 Average	Vertical	

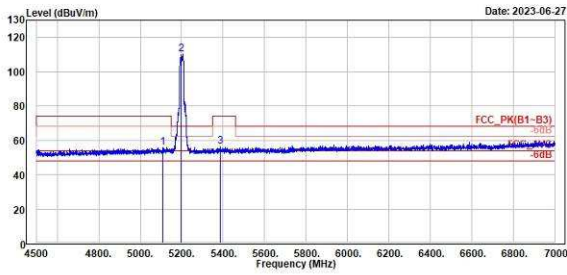
802.11a

CH 40 (Horizontal) Peak

CH 40 (Vertical) Peak



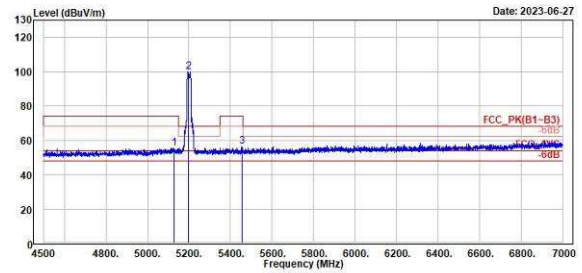
TUV Rheinland Taiwan Ltd.
No. 438-18, Sec. 2, Fenliao, Linkou Dist., New Taipei City 244, Taiwan(R.O.C.)
Tel: +886-2172-1000 Fax: +886-2172-1322



Peak	Freq	Level	Read	Limit	Over	Apos	Tpos	Remark	Pol/Phase	Note
	MHz	dBuV/m	dBuV	dB/m	dBuV/m	dB	cm	deg		
1	5188.00	55.70	13.85	41.85	74.00	-18.30	375	77 Peak	Horizontal	
2 *	5288.00	118.39	68.30	42.09	68.20	42.19	375	77 Peak	Horizontal	
3	5386.00	56.23	13.89	42.34	74.00	-17.77	375	77 Peak	Horizontal	



TUV Rheinland Taiwan Ltd.
No. 438-18, Sec. 2, Fenliao, Linkou Dist., New Taipei City 244, Taiwan(R.O.C.)
Tel: +886-2172-1000 Fax: +886-2172-1322



Peak	Freq	Level	Read	Limit	Over	Apos	Tpos	Remark	Pol/Phase	Note
	MHz	dBuV/m	dBuV	dB/m	dBuV/m	dB	cm	deg		
1	5127.50	55.59	13.69	41.90	74.00	-18.41	254	312 Peak	Vertical	
2 *	5288.00	99.87	57.78	42.09	68.20	31.67	254	312 Peak	Vertical	
3	5454.00	56.13	13.96	42.17	74.00	-17.87	254	312 Peak	Vertical	

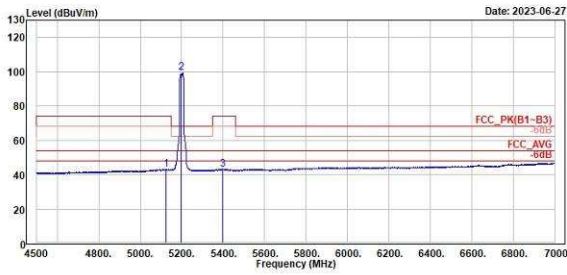
802.11a

CH 40 (Horizontal) Average

CH 40 (Vertical) Average



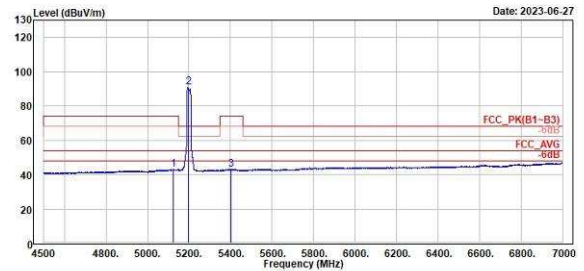
TUV Rheinland Taiwan Ltd.
No. 438-18, Sec. 2, Fenhiao, Linkou Dist., New Taipei City 244, Taiwan(R.O.C.)
Tel: +886-2172-1000 Fax: +886-2172-1322



1	2	3
Level	Level	Level
Factor	Factor	Factor
Line	Line	Line
Limit	Limit	Limit
Over	Over	Over
Limit	Limit	Limit
Apos	Apos	Apos
Tpos	Tpos	Tpos
Remark	Remark	Remark
Pol/Phase	Pol/Phase	Pol/Phase
Note	Note	Note
5123.00	5200.00	5400.00
42.94	99.53	43.06
1.05	57.44	0.54
41.89	42.09	42.52
54.00	54.00	54.00
-11.06	45.53	-10.94
375	375	375
77	77	77
Average	Average	Average
Horizontal	Horizontal	Horizontal



TUV Rheinland Taiwan Ltd.
No. 438-18, Sec. 2, Fenhiao, Linkou Dist., New Taipei City 244, Taiwan(R.O.C.)
Tel: +886-2172-1000 Fax: +886-2172-1322



1	2	3
Level	Level	Level
Factor	Factor	Factor
Line	Line	Line
Limit	Limit	Limit
Over	Over	Over
Limit	Limit	Limit
Apos	Apos	Apos
Tpos	Tpos	Tpos
Remark	Remark	Remark
Pol/Phase	Pol/Phase	Pol/Phase
Note	Note	Note
5124.50	5200.00	5402.50
42.82	99.76	43.00
0.93	48.67	0.49
41.89	42.09	42.51
54.00	54.00	54.00
-11.18	36.76	-11.00
254	254	254
312	312	312
Average	Average	Average
Vertical	Vertical	Vertical

802.11a

CH 48 (Horizontal) Peak

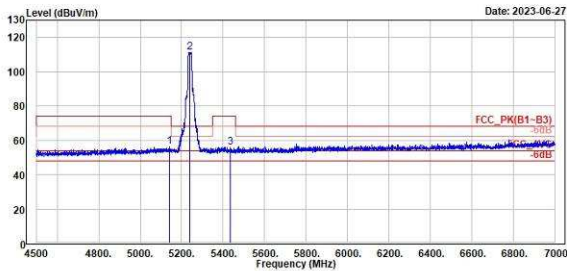
CH 48 (Vertical) Peak



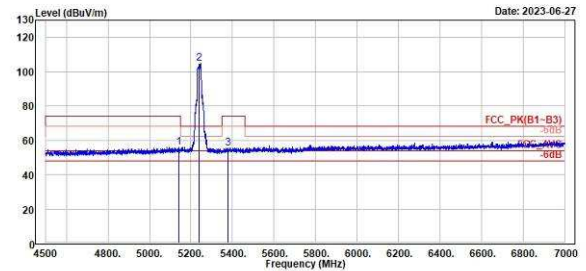
TUV Rheinland Taiwan Ltd.
No. 458-18, Sec 2, Fenhiao, Linkou Dist., New Taipei City 244, Taiwan(R.O.C.)
Tel: +886-2172-1000 Fax: +886-2172-1322



TUV Rheinland Taiwan Ltd.
No. 458-18, Sec 2, Fenhiao, Linkou Dist., New Taipei City 244, Taiwan(R.O.C.)
Tel: +886-2172-1000 Fax: +886-2172-1322



Peak	Freq	Level	Read Level	Factor	Limit	Over	APos	TPos	Remark	Pol/Phase	Note
	MHz	dBuV/m	dBuV	dB/m	dBuV/m	dB	cm	deg			
1	5139.50	56.44	14.51	41.93	74.00	-17.56	250	344	Peak	Horizontal	
2 *	5240.00	111.29	69.41	41.88	68.20	43.09	250	344	Peak	Horizontal	
3	5436.50	56.04	13.78	42.26	74.00	-17.96	250	344	Peak	Horizontal	



Peak	Freq	Level	Read Level	Factor	Limit	Over	APos	TPos	Remark	Pol/Phase	Note
	MHz	dBuV/m	dBuV	dB/m	dBuV/m	dB	cm	deg			
1	5141.00	55.80	13.87	41.93	74.00	-18.20	400	312	Peak	Vertical	
2 *	5240.00	104.93	63.05	41.88	68.20	36.73	400	312	Peak	Vertical	
3	5377.50	55.58	13.34	42.24	74.00	-18.42	400	312	Peak	Vertical	

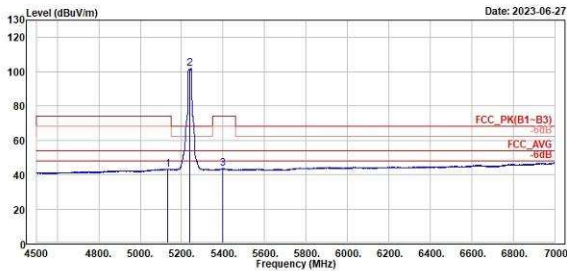
802.11a

CH 48 (Horizontal) Average

CH 48 (Vertical) Average



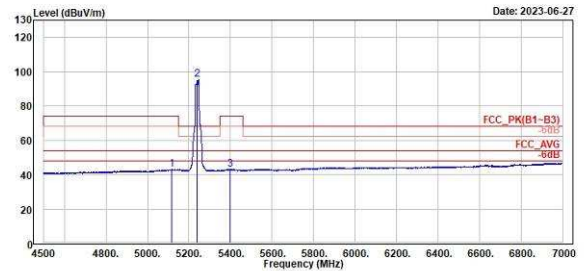
TÜV Rheinland Taiwan Ltd.
No. 458-18, Sec. 2, Fenhiao, Linkou Dist., New Taipei City 244, Taiwan(R.O.C.)
Tel: +886-2172-1000 Fax: +886-2172-1322



Freq	Level	Read Level	Factor	Limit	Over	APos	TPos	Remark	Pol/Phase	Note
MHz	dBuV/m	dBuV	dB/m	dBuV/m	dB	cm	deg			
1	5132.50	43.22	1.31	41.91	54.00	-10.78	250	344 Average	Horizontal	
2 *	5248.00	101.87	59.99	41.88	54.00	47.87	250	344 Average	Horizontal	
3	5398.50	43.47	0.97	42.50	54.00	-10.53	250	344 Average	Horizontal	



TÜV Rheinland Taiwan Ltd.
No. 458-18, Sec. 2, Fenhiao, Linkou Dist., New Taipei City 244, Taiwan(R.O.C.)
Tel: +886-2172-1000 Fax: +886-2172-1322



Freq	Level	Read Level	Factor	Limit	Over	APos	TPos	Remark	Pol/Phase	Note
MHz	dBuV/m	dBuV	dB/m	dBuV/m	dB	cm	deg			
1	5117.00	42.88	1.01	41.87	54.00	-11.12	400	312 Average	Vertical	
2 *	5248.00	95.17	53.29	41.88	54.00	41.17	400	312 Average	Vertical	
3	5399.00	43.06	0.55	42.51	54.00	-10.94	400	312 Average	Vertical	

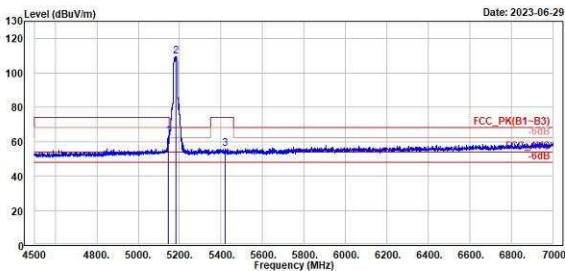
802.11ac VHT20

CH 36 (Horizontal) Peak

CH 36 (Vertical) Peak



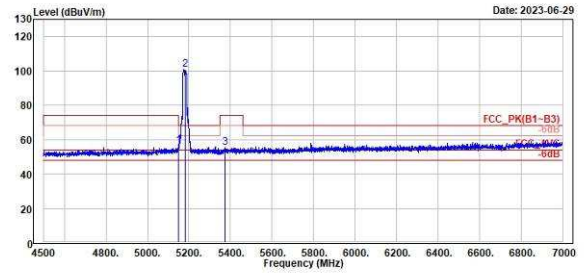
TÜV Rheinland Taiwan Ltd.
No. 458-18, Sec 2, Fonghiao, Linkou Dist., New Taipei City 244, Taiwan(R.O.C.)
Tel: +886-2172-1000 Fax: +886-2172-1322



Peak	Freq	Level	Read Level	Factor	Limit	Over	Apos	Tpos	Remark	Pol/Phase	Note
	MHz	dBuV/m	dBuV	dB/m	dBuV/m	dB	cm	deg			
1	5146.00	63.42	21.47	41.95	74.00	-10.58	311	80	Peak	Horizontal	
2 *	5180.00	109.60	67.56	42.04	68.20	41.40	311	80	Peak	Horizontal	
3	5419.00	56.07	13.68	42.39	74.00	-17.93	311	80	Peak	Horizontal	



TÜV Rheinland Taiwan Ltd.
No. 458-18, Sec 2, Fonghiao, Linkou Dist., New Taipei City 244, Taiwan(R.O.C.)
Tel: +886-2172-1000 Fax: +886-2172-1322



Peak	Freq	Level	Read Level	Factor	Limit	Over	Apos	Tpos	Remark	Pol/Phase	Note
	MHz	dBuV/m	dBuV	dB/m	dBuV/m	dB	cm	deg			
1	5150.00	56.20	14.24	41.96	68.20	-12.00	353	306	Peak	Vertical	
2 *	5180.00	100.06	58.82	42.04	68.20	32.66	353	306	Peak	Vertical	
3	5372.50	55.41	13.23	42.18	74.00	-18.59	353	306	Peak	Vertical	

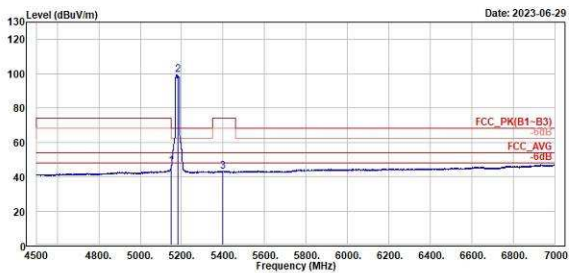
802.11ac VHT20

CH 36 (Horizontal) Average

CH 36 (Vertical) Average



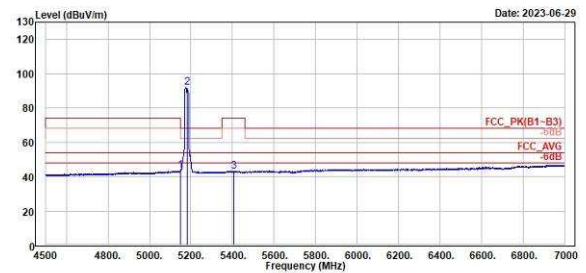
TÜV Rheinland Taiwan Ltd.
No. 458-18, Sec 2, Fenliao, Linkou Dist., New Taipei City 244, Taiwan(R.O.C.)
Tel: +886-2172-1000 Fax: +886-2172-1322



1	2	3
Level	Level	Level
46.21	99.45	43.17
Factor	Factor	Factor
4.25	57.41	0.67
Limit	Limit	Limit
41.96	42.04	42.50
Over	Over	Over
-7.79	45.45	-16.83
APos	APos	APos
311	311	311
TPos	TPos	TPos
80	80	80
Remark	Remark	Remark
Average	Average	Average
Pol/Phase	Pol/Phase	Pol/Phase
Horizontal	Horizontal	Horizontal
Note	Note	Note



TÜV Rheinland Taiwan Ltd.
No. 458-18, Sec 2, Fenliao, Linkou Dist., New Taipei City 244, Taiwan(R.O.C.)
Tel: +886-2172-1000 Fax: +886-2172-1322



1	2	3
Level	Level	Level
43.40	91.00	43.01
Factor	Factor	Factor
1.44	49.86	0.53
Limit	Limit	Limit
41.96	42.04	42.48
Over	Over	Over
-10.60	37.90	-16.99
APos	APos	APos
353	353	353
TPos	TPos	TPos
306	306	306
Remark	Remark	Remark
Average	Average	Average
Pol/Phase	Pol/Phase	Pol/Phase
Vertical	Vertical	Vertical
Note	Note	Note

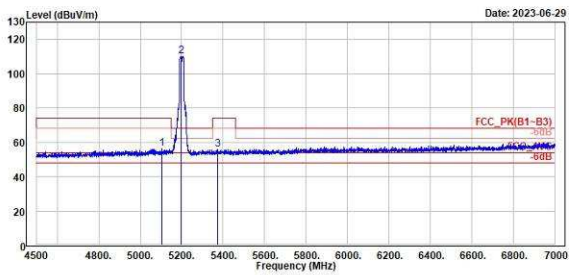
802.11ac VHT20

CH 40 (Horizontal) Peak

CH 40 (Vertical) Peak



TÜV Rheinland Taiwan Ltd.
No. 458-18, Sec. 2, Fenhiao, Linkou Dist., New Taipei City 244, Taiwan(R.O.C.)
Tel: +886-2172-1000 Fax: +886-2172-1322



Peak	Freq	Level	Read Level	Factor	Limit	Over	APos	TPos	Remark	Pol/Phase	Note
	MHz	dBuV/m	dBuV	dB/m	dBuV/m	dB	cm	deg			
1	5185.00	56.25	14.41	41.84	74.00	-17.75	300	67	Peak	Horizontal	
2	5280.00	118.19	60.10	42.09	68.20	41.99	300	67	Peak	Horizontal	
3	5372.50	55.86	13.68	42.18	74.00	-18.14	300	67	Peak	Horizontal	

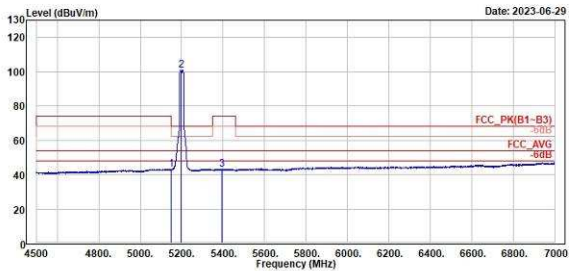
802.11ac VHT20

CH 40 (Horizontal) Average

CH 40 (Vertical) Average



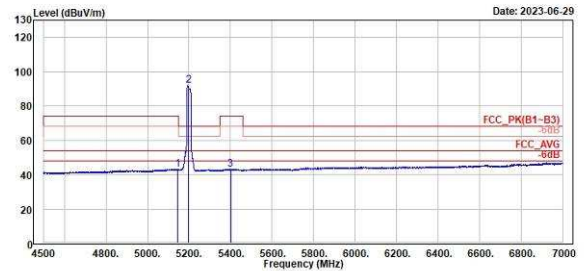
TÜV Rheinland Taiwan Ltd.
No. 458-18, Sec 2, Fenliao, Linkou Dist., New Taipei City 244, Taiwan(R.O.C.)
Tel: +886-2172-1000 Fax: +886-2172-1322



1	2	3
Level	Level	Level
dBuV/m	dBuV	dB/m
43.09	101.01	43.23
1.14	58.92	0.76
41.95	42.09	42.47
54.00	54.00	54.00
-10.91	47.01	-10.77
300	300	300
67 Average	67 Average	67 Average
Horizontal	Horizontal	Horizontal



TÜV Rheinland Taiwan Ltd.
No. 458-18, Sec 2, Fenliao, Linkou Dist., New Taipei City 244, Taiwan(R.O.C.)
Tel: +886-2172-1000 Fax: +886-2172-1322



1	2	3
Level	Level	Level
dBuV/m	dBuV	dB/m
43.11	91.05	43.24
1.16	49.76	0.72
41.95	42.09	42.52
54.00	54.00	54.00
-10.89	37.85	-10.76
395	395	395
307 Average	307 Average	307 Average
Vertical	Vertical	Vertical

802.11ac VHT20

CH 48 (Horizontal) Peak

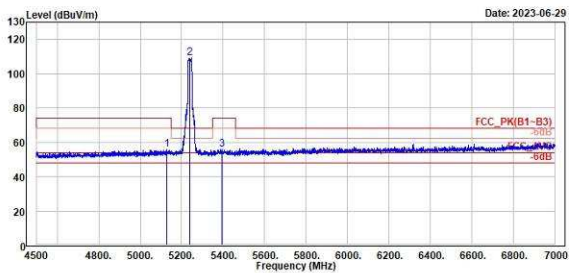
CH 48 (Vertical) Peak



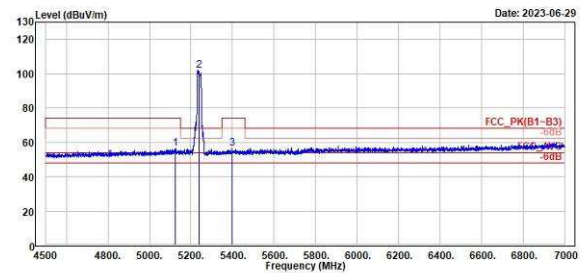
TÜV Rheinland Taiwan Ltd.
No. 458-18, Sec 2, Fenliao, Linkou Dist., New Taipei City 244, Taiwan(R.O.C.)
Tel: +886-2172-1000 Fax: +886-2172-1322



TÜV Rheinland Taiwan Ltd.
No. 458-18, Sec 2, Fenliao, Linkou Dist., New Taipei City 244, Taiwan(R.O.C.)
Tel: +886-2172-1000 Fax: +886-2172-1322



Peak	Freq	Level	Read Level	Factor	Limit	Over	APos	TPos	Remark	Pol/Phase	Note
	MHz	dBuV/m	dBuV	dB/m	dBuV/m	dB	cm	deg			
1	5138.58	55.85	13.94	41.91	74.00	-18.15	354	70	Peak	Horizontal	
2 *	5248.00	109.06	67.18	41.88	68.28	40.86	354	70	Peak	Horizontal	
3	5395.00	55.97	13.51	42.46	74.00	-18.03	354	70	Peak	Horizontal	



Peak	Freq	Level	Read Level	Factor	Limit	Over	APos	TPos	Remark	Pol/Phase	Note
	MHz	dBuV/m	dBuV	dB/m	dBuV/m	dB	cm	deg			
1	5126.50	56.26	14.37	41.89	74.00	-17.74	367	305	Peak	Vertical	
2 *	5248.00	101.88	68.90	41.88	68.28	33.68	367	305	Peak	Vertical	
3	5398.00	56.18	13.68	42.50	74.00	-17.82	367	305	Peak	Vertical	

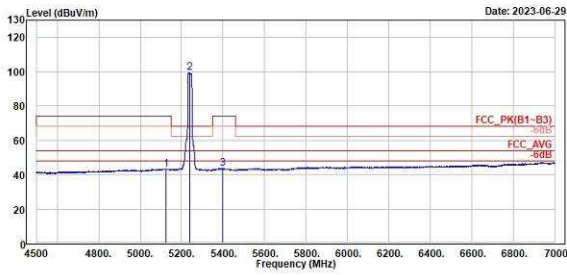
802.11ac VHT20

CH 48 (Horizontal) Average

CH 48 (Vertical) Average



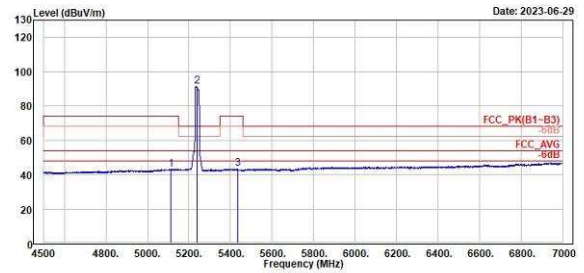
TUV Rheinland Taiwan Ltd.
No. 438-18, Sec. 2, Fenhiao, Linkou Dist., New Taipei City 244, Taiwan(R.O.C.)
Tel: +886-2172-1000 Fax: +886-2172-1322



Freq	Level	Read	Limit	Over	APos	TPos	Remark	Pol/Phase	Note
MHz	dBuV/m	dBuV	dB/m	dBuV/m	dB	cm	deg		
1	5124.50	43.19	1.30	41.89	54.00	-10.81	354	70 Average	Horizontal
2 *	5240.00	99.46	57.58	41.88	54.00	45.46	354	70 Average	Horizontal
3	5400.00	43.72	1.20	42.52	54.00	-10.28	354	70 Average	Horizontal



TUV Rheinland Taiwan Ltd.
No. 438-18, Sec. 2, Fenhiao, Linkou Dist., New Taipei City 244, Taiwan(R.O.C.)
Tel: +886-2172-1000 Fax: +886-2172-1322



Freq	Level	Read	Limit	Over	APos	TPos	Remark	Pol/Phase	Note
MHz	dBuV/m	dBuV	dB/m	dBuV/m	dB	cm	deg		
1	5112.00	43.17	1.32	41.85	54.00	-10.83	367	305 Average	Vertical
2 *	5240.00	91.27	49.39	41.88	54.00	37.27	367	305 Average	Vertical
3	5436.00	43.26	1.00	42.26	54.00	-10.74	367	305 Average	Vertical

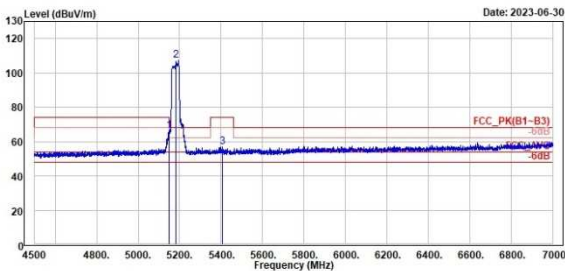
802.11ac VHT40

CH 38 (Horizontal) Peak

CH 38 (Vertical) Peak



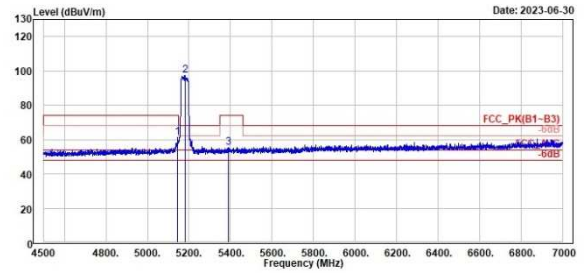
TUV Rheinland Taiwan Ltd.
No. 458-18, Sec 2, Fentiao, Linkou Dist., New Taipei City 244, Taiwan(R.O.C.)
Tel: +886-2172-1000 Fax: +886-2172-1322



Peak	Freq (MHz)	Level (dBuV/m)	Read Level (dBuV)	Factor (dB/m)	Limit (dBuV/m)	Over Limit (dB)	APos (cm)	TPos (deg)	Remark	Pol/Phase	Note
1	5149.50	66.07	24.11	41.96	74.00	-7.93	383	67	Peak	Horizontal	
2 *	5190.00	107.42	65.38	42.04	68.20	39.22	383	67	Peak	Horizontal	
3	5495.50	56.07	14.38	42.49	74.00	-17.13	383	67	Peak	Horizontal	



TUV Rheinland Taiwan Ltd.
No. 458-18, Sec 2, Fentiao, Linkou Dist., New Taipei City 244, Taiwan(R.O.C.)
Tel: +886-2172-1000 Fax: +886-2172-1322



Peak	Freq (MHz)	Level (dBuV/m)	Read Level (dBuV)	Factor (dB/m)	Limit (dBuV/m)	Over Limit (dB)	APos (cm)	TPos (deg)	Remark	Pol/Phase	Note
1	5146.00	61.16	19.21	41.95	74.00	-12.84	390	314	Peak	Vertical	
2 *	5190.00	97.57	55.53	42.04	68.20	29.37	390	314	Peak	Vertical	
3	5391.00	55.51	13.10	42.41	74.00	-18.49	390	314	Peak	Vertical	

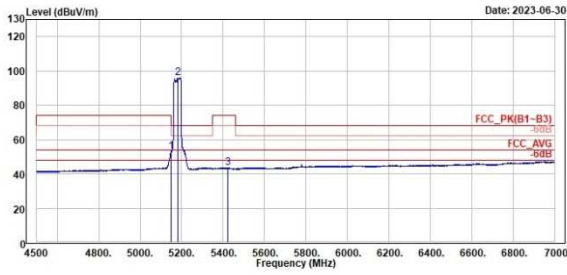
802.11ac VHT40

CH 38 (Horizontal) Average

CH 38 (Vertical) Average



TÜV Rheinland Taiwan Ltd.
No. 438-18, Sec. 2, Fenliiao, Linkou Dist., New Taipei City 244, Taiwan(R.O.C.)
Tel: +886-2172-1000 Fax: +886-2172-1322

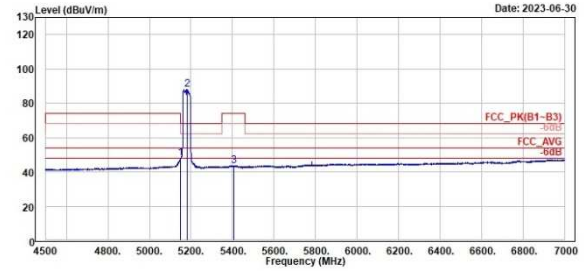


Date: 2023-06-30

Read	Level	Factor	Limit	Over	Apos	Tpos	Remark	Pol/Phase	Note
Freq	dBuV/m	dBuV	dB/m	dBuV/m	dB	cm	deg		
1	5150.00	52.78	10.82	41.96	54.00	-1.22	383	67	Average Horizontal
2	5190.00	95.96	53.52	42.04	54.00	41.96	383	67	Average Horizontal
3	5424.50	43.61	1.27	42.34	54.00	-10.39	383	67	Average Horizontal



TÜV Rheinland Taiwan Ltd.
No. 438-18, Sec. 2, Fenliiao, Linkou Dist., New Taipei City 244, Taiwan(R.O.C.)
Tel: +886-2172-1000 Fax: +886-2172-1322



Date: 2023-06-30

Read	Level	Factor	Limit	Over	Apos	Tpos	Remark	Pol/Phase	Note
Freq	dBuV/m	dBuV	dB/m	dBuV/m	dB	cm	deg		
1	5150.00	47.91	5.95	41.96	54.00	-6.09	390	314	Average Vertical
2	5190.00	88.11	46.07	42.04	54.00	34.11	390	314	Average Vertical
3	5408.00	43.46	0.99	42.47	54.00	-10.54	390	314	Average Vertical

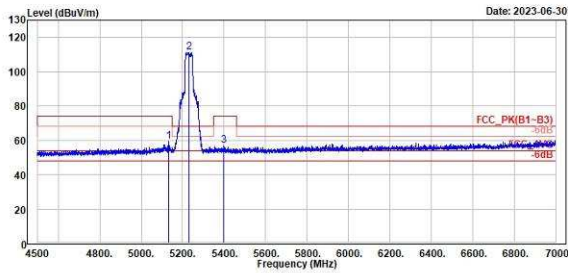
802.11ac VHT40

CH 46 (Horizontal) Peak

CH 46 (Vertical) Peak



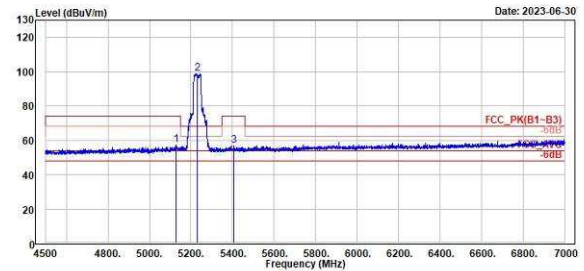
TUV Rheinland Taiwan Ltd.
No. 438-18, Sec. 2, Fenliao, Linkou Dist., New Taipei City 244, Taiwan(R.O.C.)
Tel: +886-2172-1000 Fax: +886-2172-1322



Peak	Freq	Level	Read	Limit	Over	Apos	Tpos	Remark	Pol/Phase	Note
	MHz	dBuV/m	dBuV	dB/m	dBuV/m	dB	cm	deg		
1	5131.00	59.50	17.59	41.91	74.00	-14.50	376	68 Peak	Horizontal	
2 *	5230.00	111.31	69.38	41.93	68.20	43.11	376	68 Peak	Horizontal	
3	5398.00	56.74	14.24	42.50	74.00	-17.26	376	68 Peak	Horizontal	



TUV Rheinland Taiwan Ltd.
No. 438-18, Sec. 2, Fenliao, Linkou Dist., New Taipei City 244, Taiwan(R.O.C.)
Tel: +886-2172-1000 Fax: +886-2172-1322



Peak	Freq	Level	Read	Limit	Over	Apos	Tpos	Remark	Pol/Phase	Note
	MHz	dBuV/m	dBuV	dB/m	dBuV/m	dB	cm	deg		
1	5127.00	57.27	15.38	41.89	74.00	-16.73	400	298 Peak	Vertical	
2 *	5230.00	99.02	57.09	41.93	68.20	30.82	400	298 Peak	Vertical	
3	5406.50	56.79	14.31	42.48	74.00	-17.21	400	298 Peak	Vertical	

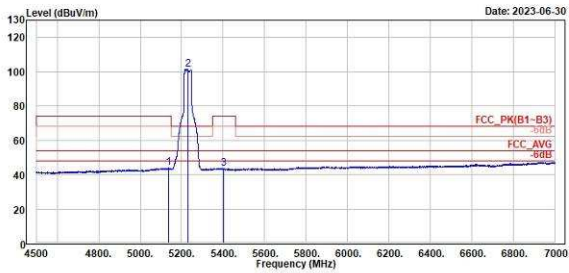
802.11ac VHT40

CH 46 (Horizontal) Average

CH 46 (Vertical) Average



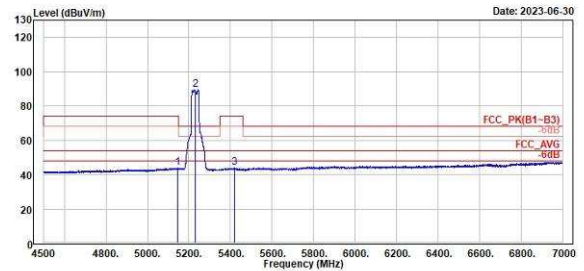
TUV Rheinland Taiwan Ltd.
No. 438-18, Sec. 2, Fenliao, Linkou Dist., New Taipei City 244, Taiwan(R.O.C.)
Tel: +886-2172-1000 Fax: +886-2172-1322



1	2	3
5136.50	5238.00	5403.00
43.75	101.46	43.65
1.83	59.53	1.14
41.92	41.93	42.51
54.00	54.00	54.00
-10.25	47.46	-10.35
376	376	376
68	68	68
Average	Average	Average
Horizontal	Horizontal	Horizontal



TUV Rheinland Taiwan Ltd.
No. 438-18, Sec. 2, Fenliao, Linkou Dist., New Taipei City 244, Taiwan(R.O.C.)
Tel: +886-2172-1000 Fax: +886-2172-1322



1	2	3
5144.00	5238.00	5418.50
43.92	89.66	43.78
1.97	47.73	1.39
41.95	41.93	42.39
54.00	54.00	54.00
-10.08	35.66	-10.22
400	400	400
298	298	298
Average	Average	Average
Vertical	Vertical	Vertical

802.11ac VHT80

CH 42 (Horizontal) Peak

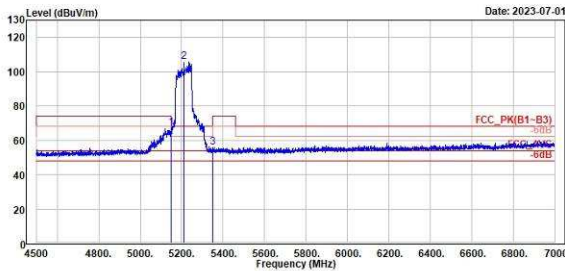
CH 42 (Vertical) Peak



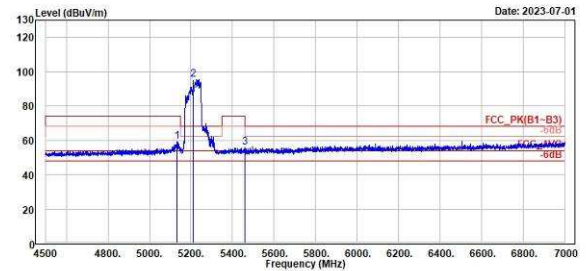
TÜV Rheinland Taiwan Ltd.
No. 458-18, Sec 2, Fenliao, Linkou Dist., New Taipei City 244, Taiwan(R.O.C.)
Tel: +886-2172-1000 Fax: +886-2172-1322



TÜV Rheinland Taiwan Ltd.
No. 458-18, Sec 2, Fenliao, Linkou Dist., New Taipei City 244, Taiwan(R.O.C.)
Tel: +886-2172-1000 Fax: +886-2172-1322



Peak	Freq (MHz)	Level (dBuV/m)	Read Level (dBuV)	Factor (dB/m)	Limit (dBuV/m)	Over Limit (dB)	APos (cm)	TPos (deg)	Remark	Pol/Phase	Note
1	5148.00	67.12	25.16	41.96	74.00	-6.88	306	79	Peak	Horizontal	
2 *	5218.00	105.73	63.69	42.04	68.20	37.53	306	79	Peak	Horizontal	
3	5356.00	55.81	13.92	41.89	68.20	-12.39	306	79	Peak	Horizontal	



Peak	Freq (MHz)	Level (dBuV/m)	Read Level (dBuV)	Factor (dB/m)	Limit (dBuV/m)	Over Limit (dB)	APos (cm)	TPos (deg)	Remark	Pol/Phase	Note
1	5132.00	59.16	17.25	41.91	74.00	-14.84	277	301	Peak	Vertical	
2 *	5218.00	95.48	53.36	42.04	68.20	27.28	277	301	Peak	Vertical	
3	5458.00	55.93	13.75	42.16	74.00	-16.07	277	301	Peak	Vertical	

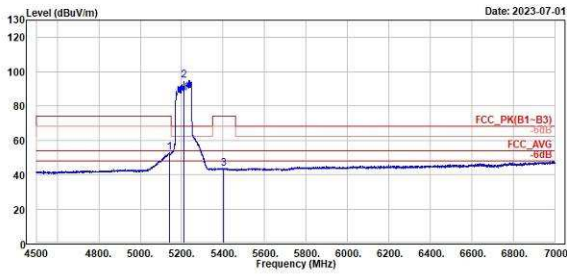
802.11ac VHT80

CH 42 (Horizontal) Average

CH 42 (Vertical) Average



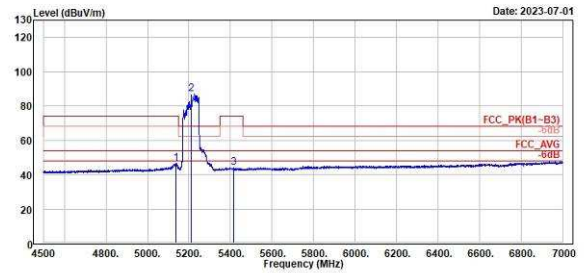
TUV Rheinland Taiwan Ltd.
No. 438-18, Sec. 2, Fenhiao, Linkou Dist., New Taipei City 244, Taiwan(R.O.C.)
Tel: +886-2172-1000 Fax: +886-2172-1322



Freq	Level	Read	Limit	Over	APos	TPos	Remark	Pol/Phase	Note
MHz	dBuV/m	dBuV	dB/m	dBuV/m	dB	cm	deg		
1	5139.50	52.93	11.00	41.93	54.00	-1.07	306	79 Average	Horizontal
2	5210.00	95.05	53.01	42.04	54.00	41.05	306	79 Average	Horizontal
3	5404.00	43.69	1.19	42.50	54.00	-10.31	306	79 Average	Horizontal



TUV Rheinland Taiwan Ltd.
No. 438-18, Sec. 2, Fenhiao, Linkou Dist., New Taipei City 244, Taiwan(R.O.C.)
Tel: +886-2172-1000 Fax: +886-2172-1322



Freq	Level	Read	Limit	Over	APos	TPos	Remark	Pol/Phase	Note
MHz	dBuV/m	dBuV	dB/m	dBuV/m	dB	cm	deg		
1	5138.50	46.39	4.46	41.93	54.00	-7.61	277	301 Average	Vertical
2	5210.00	86.86	44.82	42.04	54.00	32.86	277	301 Average	Vertical
3	5413.00	44.03	1.00	42.43	54.00	-9.97	277	301 Average	Vertical

Band Edges, 5.35GHz
U-NII-2A

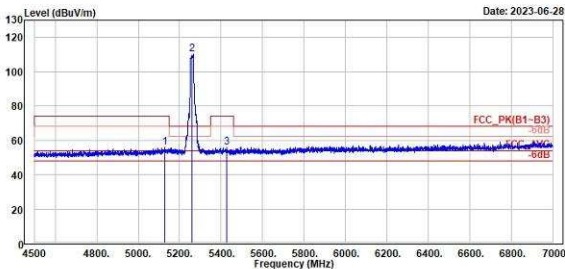
802.11a

CH 52 (Horizontal) Peak

CH 52 (Vertical) Peak



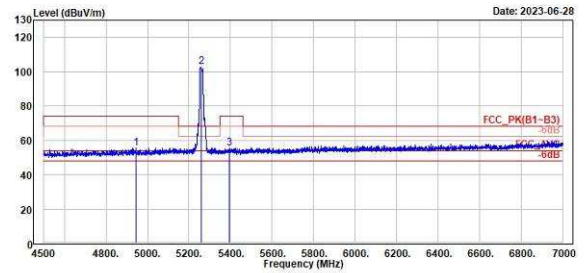
TUV Rheinland Taiwan Ltd.
No. 458-18, Sec 2, Fenhiao, Linkou Dist., New Taipei City 244, Taiwan(R.O.C.)
Tel: +886-2172-1010 Fax: +886-2172-1322



Peak	Freq	Level	Read Level	Factor	Limit	Over	APos	TPos	Remark	Pol/Phase	Note
	MHz	dBuV/m	dBuV	dB/m	dBuV/m	dB	cm	deg			
1	5127.50	55.87	13.97	41.90	74.00	-18.13	388		68 Peak	Horizontal	
2 *	5268.00	118.29	68.36	41.93	68.28	42.00	388		68 Peak	Horizontal	
3	5428.50	55.74	13.43	42.31	74.00	-18.26	388		68 Peak	Horizontal	



TUV Rheinland Taiwan Ltd.
No. 458-18, Sec 2, Fenhiao, Linkou Dist., New Taipei City 244, Taiwan(R.O.C.)
Tel: +886-2172-1010 Fax: +886-2172-1322



Peak	Freq	Level	Read Level	Factor	Limit	Over	APos	TPos	Remark	Pol/Phase	Note
	MHz	dBuV/m	dBuV	dB/m	dBuV/m	dB	cm	deg			
1	4945.50	55.48	13.68	41.80	74.00	-18.52	400		311 Peak	Vertical	
2 *	5268.00	102.92	68.99	41.93	68.28	34.72	400		311 Peak	Vertical	
3	5393.00	55.58	13.86	42.44	74.00	-18.50	400		311 Peak	Vertical	

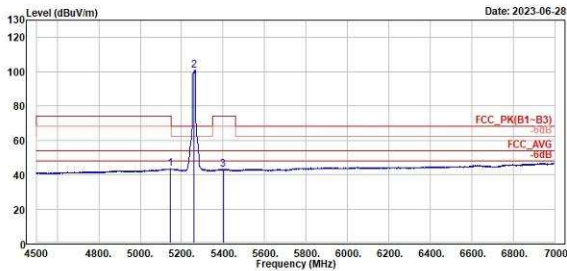
802.11a

CH 52 (Horizontal) Average

CH 52 (Vertical) Average



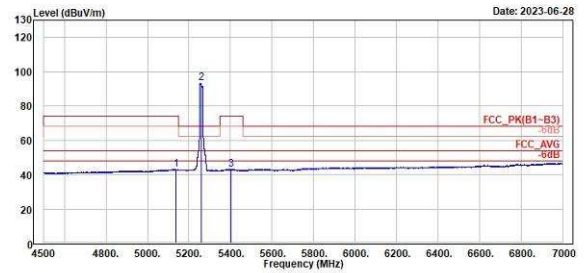
TUV Rheinland Taiwan Ltd.
No. 458-18, Sec. 2, Fenhiao, Linkou Dist., New Taipei City 244, Taiwan(R.O.C.)
Tel: +886-2172-1010 Fax: +886-2172-1322



Read Level	Factor	Limit Line	Over Limit	APos	TPos	Remark	Pol/Phase	Note
MHz	dBuV/m	dBuV	dB/m	dBuV/m	dB	cm	deg	
1	5146.50	43.28	1.33	41.95	54.00	-10.72	388	68 Average Horizontal
2 *	5260.00	100.90	50.97	41.93	54.00	46.90	388	68 Average Horizontal
3	5400.50	43.05	0.53	42.52	54.00	-16.95	388	68 Average Horizontal



TUV Rheinland Taiwan Ltd.
No. 458-18, Sec. 2, Fenhiao, Linkou Dist., New Taipei City 244, Taiwan(R.O.C.)
Tel: +886-2172-1010 Fax: +886-2172-1322



Read Level	Factor	Limit Line	Over Limit	APos	TPos	Remark	Pol/Phase	Note
MHz	dBuV/m	dBuV	dB/m	dBuV/m	dB	cm	deg	
1	5137.50	42.86	0.94	41.92	54.00	-11.14	400	311 Average Vertical
2 *	5260.00	93.35	51.42	41.93	54.00	39.35	400	311 Average Vertical
3	5404.00	43.03	0.53	42.50	54.00	-10.97	400	311 Average Vertical

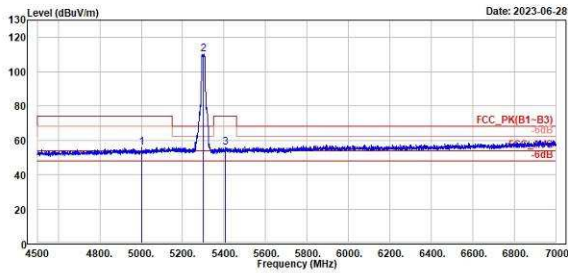
802.11a

CH 60 (Horizontal) Peak

CH 60 (Vertical) Peak



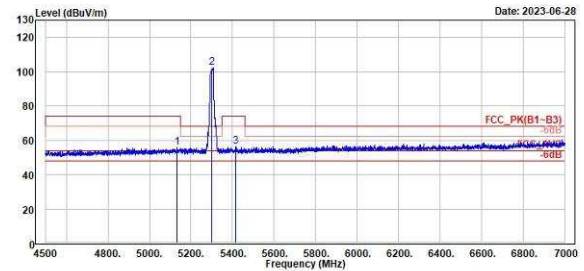
TUV Rheinland Taiwan Ltd.
No. 438-18, Sec. 2, Fenliao, Linkou Dist., New Taipei City 244, Taiwan(R.O.C.)
Tel: +886-2172-1000 Fax: +886-2172-1322



Peak	Freq (MHz)	Level (dBuV/m)	Read Level (dBuV)	Level Factor (dB/m)	Limit Line (dBuV/m)	Over Limit (dB)	APos (cm)	TPos (deg)	Remark	Pol/Phase	Note
1	5000.50	56.10	14.34	41.76	74.00	-17.90	364	70	Peak	Horizontal	
2 *	5300.00	110.25	67.89	42.36	68.20	42.05	364	70	Peak	Horizontal	
3	5408.50	55.84	13.38	42.46	74.00	-18.16	364	70	Peak	Horizontal	



TUV Rheinland Taiwan Ltd.
No. 438-18, Sec. 2, Fenliao, Linkou Dist., New Taipei City 244, Taiwan(R.O.C.)
Tel: +886-2172-1000 Fax: +886-2172-1322



Peak	Freq (MHz)	Level (dBuV/m)	Read Level (dBuV)	Level Factor (dB/m)	Limit Line (dBuV/m)	Over Limit (dB)	APos (cm)	TPos (deg)	Remark	Pol/Phase	Note
1	5132.00	55.68	13.77	41.91	74.00	-18.32	370	311	Peak	Vertical	
2 *	5300.00	102.21	59.85	42.36	68.20	34.01	370	311	Peak	Vertical	
3	5413.50	56.30	13.88	42.42	74.00	-17.70	370	311	Peak	Vertical	

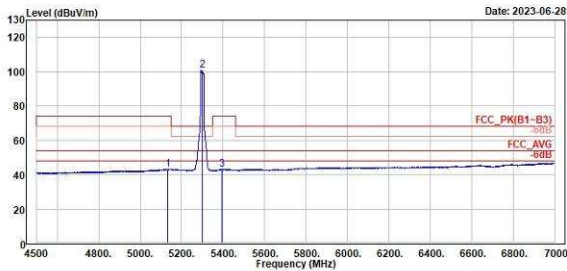
802.11a

CH 60 (Horizontal) Average

CH 60 (Vertical) Average



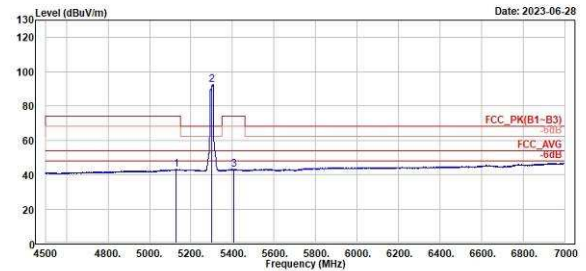
TÜV Rheinland Taiwan Ltd.
No. 458-18, Sec. 2, Fenliao, Linkou Dist., New Taipei City 244, Taiwan(R.O.C.)
Tel: +886-2172-1000 Fax: +886-2172-1322



1	2	3
5131.50	5380.00	5395.50
43.21	108.62	43.28
1.30	50.26	0.73
41.91	42.36	42.47
54.00	54.00	54.00
-10.79	46.62	-10.80
364	364	364
70	70	70
Average	Average	Average
Horizontal	Horizontal	Horizontal



TÜV Rheinland Taiwan Ltd.
No. 458-18, Sec. 2, Fenliao, Linkou Dist., New Taipei City 244, Taiwan(R.O.C.)
Tel: +886-2172-1000 Fax: +886-2172-1322



1	2	3
5127.50	5380.00	5487.50
42.95	92.66	43.02
1.05	50.30	0.55
41.90	42.36	42.47
54.00	54.00	54.00
-11.05	38.66	-10.98
370	370	370
Average	Average	Average
Vertical	Vertical	Vertical

802.11a

CH 64 (Horizontal) Peak

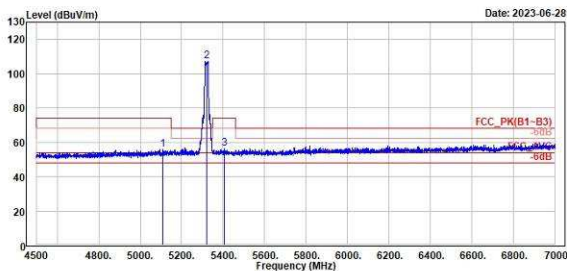
CH 64 (Vertical) Peak



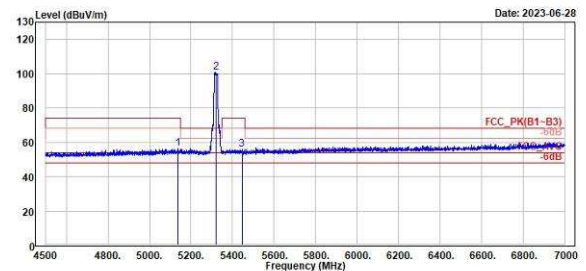
TUV Rheinland Taiwan Ltd.
No. 458-18, Sec 2, Fenliao, Linkou Dist., New Taipei City 244, Taiwan(R.O.C.)
Tel: +886-2172-1000 Fax: +886-2172-1322



TUV Rheinland Taiwan Ltd.
No. 458-18, Sec 2, Fenliao, Linkou Dist., New Taipei City 244, Taiwan(R.O.C.)
Tel: +886-2172-1000 Fax: +886-2172-1322



Peak	Freq	Level	Read Level	Factor	Limit	Over	APos	TPos	Remark	Pol/Phase	Note
	MHz	dBuV/m	dBuV	dB/m	dBuV/m	dB	cm	deg			
1	5109.50	55.82	13.97	41.85	74.00	-18.18	100	302	Peak	Horizontal	
2 *	5320.00	107.34	65.17	42.17	68.20	39.14	100	302	Peak	Horizontal	
3	5406.50	56.32	13.84	42.48	74.00	-17.68	100	302	Peak	Horizontal	



Peak	Freq	Level	Read Level	Factor	Limit	Over	APos	TPos	Remark	Pol/Phase	Note
	MHz	dBuV/m	dBuV	dB/m	dBuV/m	dB	cm	deg			
1	5138.00	56.40	14.47	41.93	74.00	-17.60	256	311	Peak	Vertical	
2 *	5320.00	100.60	58.43	42.17	68.20	32.40	256	311	Peak	Vertical	
3	5445.50	55.95	13.76	42.19	74.00	-18.05	256	311	Peak	Vertical	

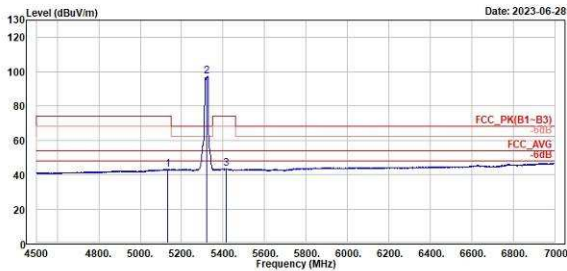
802.11a

CH 64 (Horizontal) Average

CH 64 (Vertical) Average



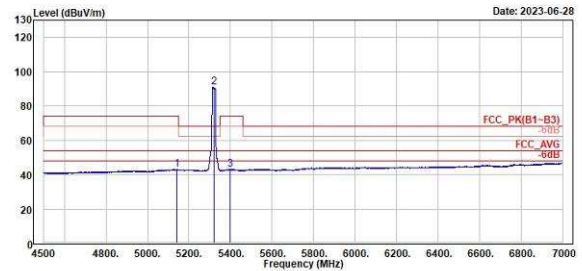
TUV Rheinland Taiwan Ltd.
No. 458-18, Sec 2, Fenliao, Linkou Dist., New Taipei City 244, Taiwan(R.O.C.)
Tel: +886-2172-1000 Fax: +886-2172-1322



1	2	3
5132.00	5320.00	5416.50
43.10	97.28	43.36
1.19	55.11	0.96
41.91	42.17	42.40
54.00	54.00	54.00
-10.90	43.28	-10.64
100	100	100
302	302	302
Average	Average	Average
Horizontal	Horizontal	Horizontal



TUV Rheinland Taiwan Ltd.
No. 458-18, Sec 2, Fenliao, Linkou Dist., New Taipei City 244, Taiwan(R.O.C.)
Tel: +886-2172-1000 Fax: +886-2172-1322



1	2	3
5141.00	5320.00	5400.00
42.89	91.02	42.91
0.96	48.85	0.39
41.93	42.17	42.52
54.00	54.00	54.00
-11.11	37.02	-11.09
256	256	256
311	311	311
Average	Average	Average
Vertical	Vertical	Vertical

802.11ac VHT20

CH 52 (Horizontal) Peak

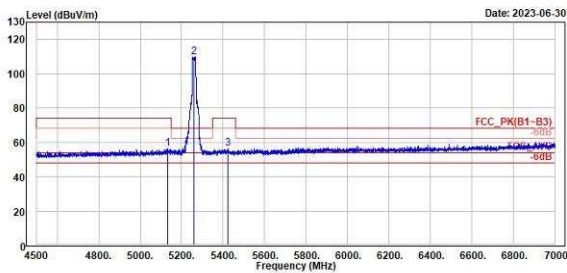
CH 52 (Vertical) Peak



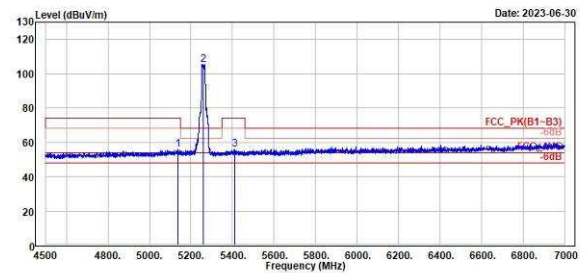
TÜV Rheinland Taiwan Ltd.
No. 458-18, Sec 2, Fenliao, Linkou Dist., New Taipei City 244, Taiwan(R.O.C.)
Tel: +886-2172-1000 Fax: +886-2172-1322



TÜV Rheinland Taiwan Ltd.
No. 458-18, Sec 2, Fenliao, Linkou Dist., New Taipei City 244, Taiwan(R.O.C.)
Tel: +886-2172-1000 Fax: +886-2172-1322



Peak	Freq	Level	Read Level	Factor	Limit	Over	APos	TPos	Remark	Pol/Phase	Note
	MHz	dBuV/m	dBuV	dB/m	dBuV/m	dB	cm	deg			
1	5134.00	56.28	14.36	41.92	74.00	-17.72	294	335	Peak	Horizontal	
2 *	5260.00	109.72	67.79	41.93	68.20	41.52	294	335	Peak	Horizontal	
3	5421.50	56.46	14.69	42.37	74.00	-17.54	294	335	Peak	Horizontal	



Peak	Freq	Level	Read Level	Factor	Limit	Over	APos	TPos	Remark	Pol/Phase	Note
	MHz	dBuV/m	dBuV	dB/m	dBuV/m	dB	cm	deg			
1	5135.00	55.63	13.71	41.92	74.00	-18.37	400	312	Peak	Vertical	
2 *	5260.00	105.46	63.53	41.93	68.20	37.26	400	312	Peak	Vertical	
3	5409.00	56.05	13.59	42.46	74.00	-17.95	400	312	Peak	Vertical	

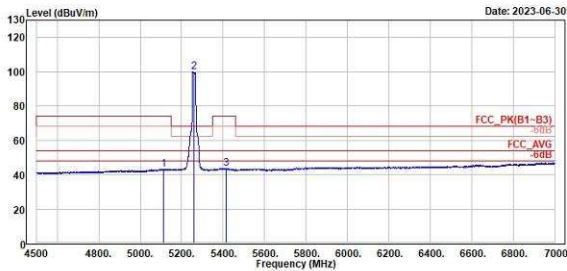
802.11ac VHT20

CH 52 (Horizontal) Average

CH 52 (Vertical) Average



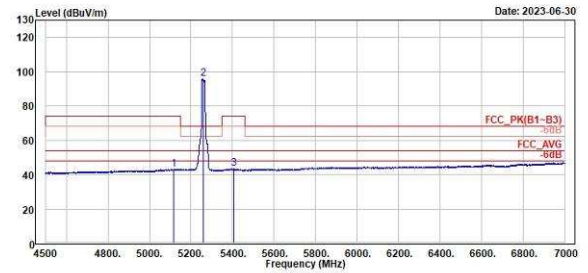
TUV Rheinland Taiwan Ltd.
No. 458-18, Sec 2, Fenhiao, Linkou Dist., New Taipei City 244, Taiwan(R.O.C.)
Tel: +886-2172-1010 Fax: +886-2172-1322



1	2	3
5113.00	5260.00	5414.50
43.16	100.00	43.53
1.30	50.07	1.12
41.86	41.93	42.41
54.00	54.00	54.00
-10.84	46.00	-16.47
294	294	294
335	335	335
Average	Average	Average
Horizontal	Horizontal	Horizontal



TUV Rheinland Taiwan Ltd.
No. 458-18, Sec 2, Fenhiao, Linkou Dist., New Taipei City 244, Taiwan(R.O.C.)
Tel: +886-2172-1010 Fax: +886-2172-1322



1	2	3
5115.50	5260.00	5405.50
43.18	95.74	43.42
1.31	53.81	0.93
41.87	41.93	42.49
54.00	54.00	54.00
-10.82	41.74	-10.58
400	400	400
312	312	312
Average	Average	Average
Vertical	Vertical	Vertical

802.11ac VHT20

CH 60 (Horizontal) Peak

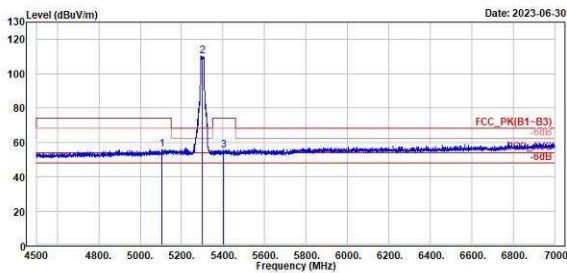
CH 60 (Vertical) Peak



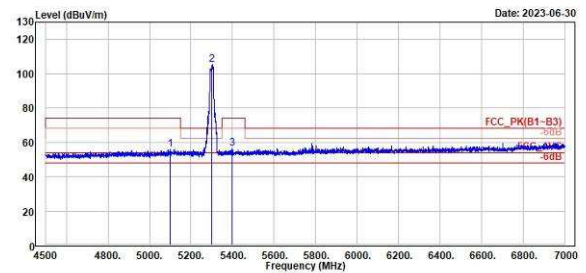
TUV Rheinland Taiwan Ltd.
No. 458-18, Sec 2, Fenliao, Linkou Dist., New Taipei City 244, Taiwan(R.O.C.)
Tel: +886-2172-1000 Fax: +886-2172-1322



TUV Rheinland Taiwan Ltd.
No. 458-18, Sec 2, Fenliao, Linkou Dist., New Taipei City 244, Taiwan(R.O.C.)
Tel: +886-2172-1000 Fax: +886-2172-1322



Peak	Freq	Level	Read Level	Factor	Limit	Over	APos	TPos	Remark	Pol/Phase	Note
	MHz	dBuV/m	dBuV	dB/m	dBuV/m	dB	cm	deg			
1	5104.50	55.87	14.03	41.84	74.00	-18.13	365	66	Peak	Horizontal	
2 *	5300.00	118.23	67.87	42.36	68.20	42.03	365	66	Peak	Horizontal	
3	5401.50	55.45	12.94	42.51	74.00	-18.55	365	66	Peak	Horizontal	



Peak	Freq	Level	Read Level	Factor	Limit	Over	APos	TPos	Remark	Pol/Phase	Note
	MHz	dBuV/m	dBuV	dB/m	dBuV/m	dB	cm	deg			
1	5098.50	56.10	14.26	41.84	74.00	-17.90	391	312	Peak	Vertical	
2 *	5300.00	105.26	62.90	42.36	68.20	37.06	391	312	Peak	Vertical	
3	5400.00	56.12	13.60	42.52	74.00	-17.88	391	312	Peak	Vertical	

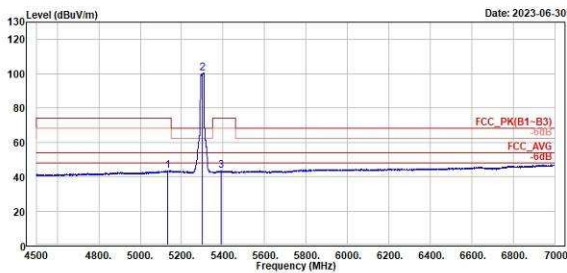
802.11ac VHT20

CH 60 (Horizontal) Average

CH 60 (Vertical) Average



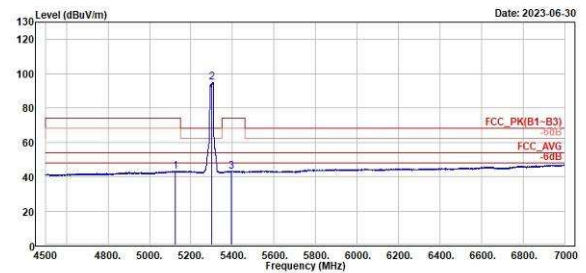
TÜV Rheinland Taiwan Ltd.
No. 458-18, Sec. 2, Fenliao, Linkou Dist., New Taipei City 244, Taiwan(R.O.C.)
Tel: +886-2172-1000 Fax: +886-2172-1322



1	2	3
5134.50	5300.00	5391.50
43.48	100.31	43.26
1.56	57.95	0.84
41.92	42.36	42.42
54.00	54.00	54.00
-10.52	46.31	-10.74
365	365	365
66	66	66
Average	Average	Average
Horizontal	Horizontal	Horizontal



TÜV Rheinland Taiwan Ltd.
No. 458-18, Sec. 2, Fenliao, Linkou Dist., New Taipei City 244, Taiwan(R.O.C.)
Tel: +886-2172-1000 Fax: +886-2172-1322



1	2	3
5126.50	5300.00	5395.00
43.17	94.95	43.24
1.28	52.59	0.78
41.89	42.36	42.46
54.00	54.00	54.00
-10.83	40.95	-10.76
391	391	391
312	312	312
Average	Average	Average
Vertical	Vertical	Vertical

802.11ac VHT20

CH 64 (Horizontal) Peak

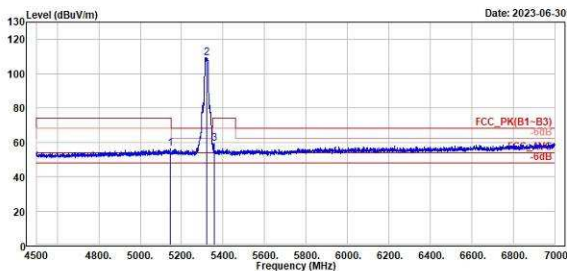
CH 64 (Vertical) Peak



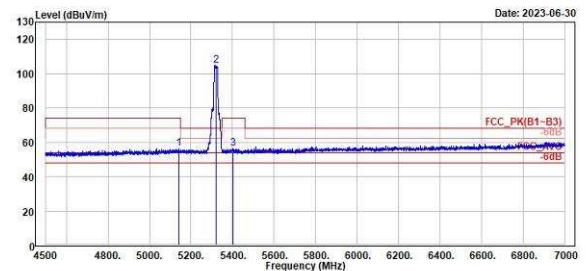
TÜV Rheinland Taiwan Ltd.
No. 458-18, Sec. 2, Fenliao, Linkou Dist., New Taipei City 244, Taiwan(R.O.C.)
Tel: +886-2172-1000 Fax: +886-2172-1322



TÜV Rheinland Taiwan Ltd.
No. 458-18, Sec. 2, Fenliao, Linkou Dist., New Taipei City 244, Taiwan(R.O.C.)
Tel: +886-2172-1000 Fax: +886-2172-1322



Peak	Freq	Level	Read Level	Factor	Limit	Over	APos	TPos	Remark	Pol/Phase	Note
	MHz	dBuV/m	dBuV	dB/m	dBuV/m	dB	cm	deg			
1	5145.50	56.17	14.22	41.95	74.00	-17.83	268	79	Peak	Horizontal	
2 *	5320.00	109.38	67.21	42.17	68.20	41.18	268	79	Peak	Horizontal	
3	5356.00	59.18	17.22	41.96	74.00	-14.82	268	79	Peak	Horizontal	



Peak	Freq	Level	Read Level	Factor	Limit	Over	APos	TPos	Remark	Pol/Phase	Note
	MHz	dBuV/m	dBuV	dB/m	dBuV/m	dB	cm	deg			
1	5142.00	56.34	14.41	41.93	74.00	-17.66	371	312	Peak	Vertical	
2 *	5320.00	105.03	62.86	42.17	68.20	36.83	371	312	Peak	Vertical	
3	5403.50	56.25	13.75	42.50	74.00	-17.75	371	312	Peak	Vertical	

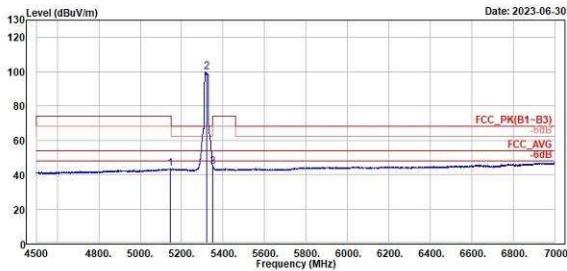
802.11ac VHT20

CH 64 (Horizontal) Average

CH 64 (Vertical) Average



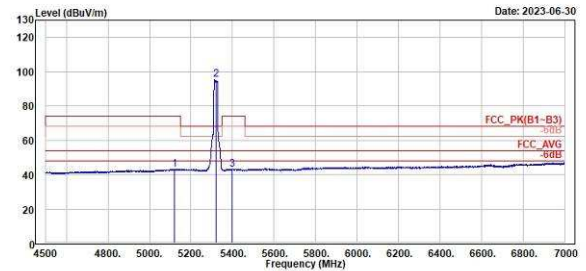
TUV Rheinland Taiwan Ltd.
No. 458-18, Sec 2, Fenliao, Linkou Dist., New Taipei City 244, Taiwan(R.O.C.)
Tel: +886-2172-1000 Fax: +886-2172-1322



1	2	3
Level	Level	Level
dBuV/m	dBuV	dB/m
43.32	99.90	44.61
1.37	57.73	2.72
41.95	42.17	41.89
54.00	54.00	54.00
-10.68	45.90	-9.39
268	268	268
79	79	79
Average	Average	Average
Horizontal	Horizontal	Horizontal



TUV Rheinland Taiwan Ltd.
No. 458-18, Sec 2, Fenliao, Linkou Dist., New Taipei City 244, Taiwan(R.O.C.)
Tel: +886-2172-1000 Fax: +886-2172-1322



1	2	3
Level	Level	Level
dBuV/m	dBuV	dB/m
43.12	95.39	43.12
1.24	53.22	0.62
41.88	42.17	42.50
54.00	54.00	54.00
-10.88	41.39	-10.88
371	371	371
312	312	312
Average	Average	Average
Vertical	Vertical	Vertical

802.11ac VHT40

CH 54 (Horizontal) Peak

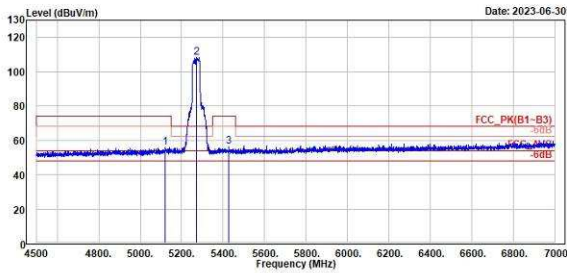
CH 54 (Vertical) Peak



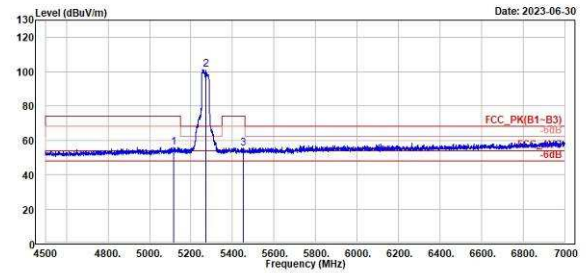
TÜV Rheinland Taiwan Ltd.
No. 458-18, Sec 2, Fenliao, Linkou Dist., New Taipei City 244, Taiwan(R.O.C.)
Tel: +886-2172-1000 Fax: +886-2172-1322



TÜV Rheinland Taiwan Ltd.
No. 458-18, Sec 2, Fenliao, Linkou Dist., New Taipei City 244, Taiwan(R.O.C.)
Tel: +886-2172-1000 Fax: +886-2172-1322



Peak	Freq	Level	Read Level	Factor	Limit	Over	APos	TPos	Remark	Pol/Phase	Note
	MHz	dBuV/m	dBuV	dB/m	dBuV/m	dB	cm	deg			
1	5128.50	55.82	13.94	41.88	74.00	-18.18	369		70 Peak	Horizontal	
2 *	5278.00	108.41	66.37	42.04	68.20	40.21	369		70 Peak	Horizontal	
3	5426.00	56.16	13.83	42.33	74.00	-17.84	369		70 Peak	Horizontal	



Peak	Freq	Level	Read Level	Factor	Limit	Over	APos	TPos	Remark	Pol/Phase	Note
	MHz	dBuV/m	dBuV	dB/m	dBuV/m	dB	cm	deg			
1	5118.00	55.70	13.82	41.88	74.00	-18.30	400	314	Peak	Vertical	
2 *	5278.00	101.32	59.28	42.04	68.20	33.12	400	314	Peak	Vertical	
3	5452.50	55.54	13.38	42.16	74.00	-18.46	400	314	Peak	Vertical	

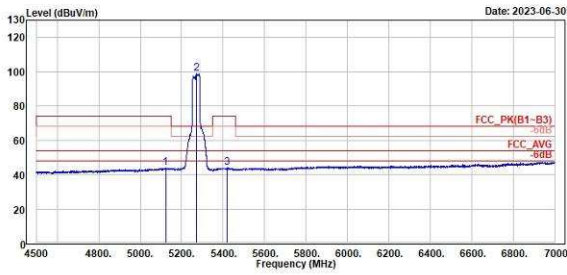
802.11ac VHT40

CH 54 (Horizontal) Average

CH 54 (Vertical) Average



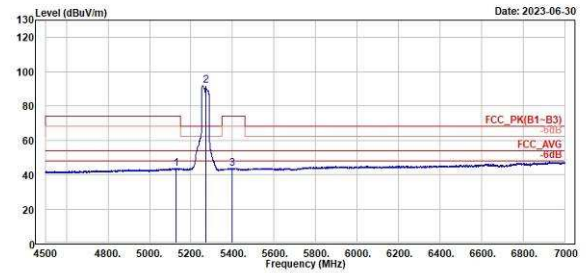
TUV Rheinland Taiwan Ltd.
No. 438-18, Sec. 2, Fenliao, Linkou Dist., New Taipei City 244, Taiwan(R.O.C.)
Tel: +886-2172-1000 Fax: +886-2172-1322



Freq	Level	Read	Limit	Over	Apos	Tpos	Remark	Pol/Phase	Note
MHz	dBuV/m	dBuV	dB/m	dBuV/m	dB	cm	deg		
1	5122.50	43.81	1.93	41.88	54.00	-10.19	369	70 Average	Horizontal
2 *	5270.00	98.75	56.71	42.04	54.00	44.75	369	70 Average	Horizontal
3	5419.50	43.97	1.59	42.38	54.00	-10.03	369	70 Average	Horizontal



TUV Rheinland Taiwan Ltd.
No. 438-18, Sec. 2, Fenliao, Linkou Dist., New Taipei City 244, Taiwan(R.O.C.)
Tel: +886-2172-1000 Fax: +886-2172-1322



Freq	Level	Read	Limit	Over	Apos	Tpos	Remark	Pol/Phase	Note
MHz	dBuV/m	dBuV	dB/m	dBuV/m	dB	cm	deg		
1	5130.50	43.65	1.74	41.91	54.00	-10.35	400	314 Average	Vertical
2 *	5270.00	92.09	50.05	42.04	54.00	38.09	400	314 Average	Vertical
3	5390.00	43.70	1.20	42.50	54.00	-10.30	400	314 Average	Vertical

802.11ac VHT40

CH 62 (Horizontal) Peak

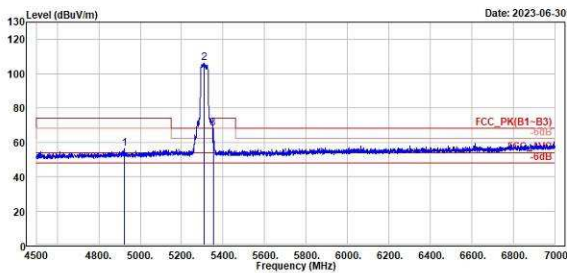
CH 62 (Vertical) Peak



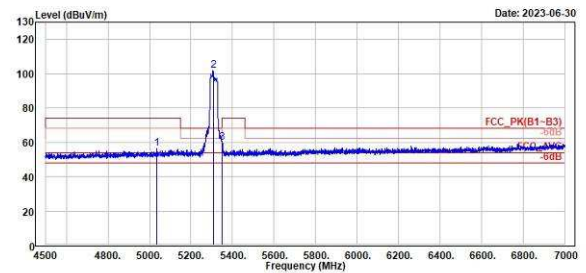
TUV Rheinland Taiwan Ltd.
No. 458-18, Sec 2, Fenliao, Linkou Dist., New Taipei City 244, Taiwan(R.O.C.)
Tel: +886-2172-1000 Fax: +886-2172-1322



TUV Rheinland Taiwan Ltd.
No. 458-18, Sec 2, Fenliao, Linkou Dist., New Taipei City 244, Taiwan(R.O.C.)
Tel: +886-2172-1000 Fax: +886-2172-1322



Peak	Freq	Level	Read Level	Factor	Limit	Over	APos	TPos	Remark	Pol/Phase	Note
	MHz	dBuV/m	dBuV	dB/m	dBuV/m	dB	cm	deg			
1	4923.50	56.13	14.43	41.70	74.00	-17.87	364	66	Peak	Horizontal	
2 *	5318.00	106.44	64.18	42.26	68.20	38.24	364	66	Peak	Horizontal	
3 !	5351.50	68.10	26.19	41.91	74.00	-5.90	364	66	Peak	Horizontal	



Peak	Freq	Level	Read Level	Factor	Limit	Over	APos	TPos	Remark	Pol/Phase	Note
	MHz	dBuV/m	dBuV	dB/m	dBuV/m	dB	cm	deg			
1	5036.50	56.11	14.18	41.93	74.00	-17.89	372	314	Peak	Vertical	
2 *	5318.00	101.69	59.43	42.26	68.20	33.49	372	314	Peak	Vertical	
3	5350.00	59.64	17.75	41.89	68.20	-8.56	372	314	Peak	Vertical	

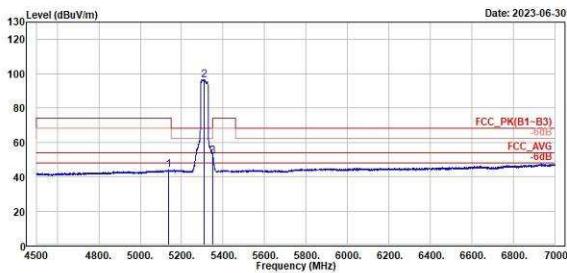
802.11ac VHT40

CH 62 (Horizontal) Average

CH 62 (Vertical) Average



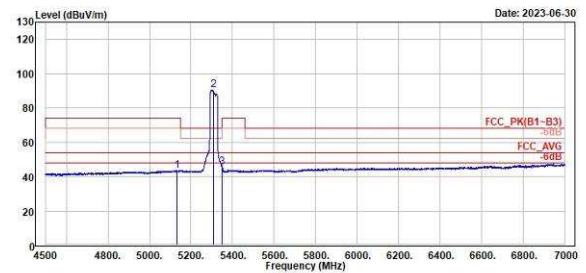
TUV Rheinland Taiwan Ltd.
No. 458-18, Sec 2, Fenliao, Linkou Dist., New Taipei City 244, Taiwan(R.O.C.)
Tel: +886-2172-1000 Fax: +886-2172-1322



	Freq	Level	Read Level	Factor	Limit	Over	APos	TPos	Remark	Pol/Phase	Note
	MHz	dBuV/m	dBuV	dB/m	dBuV/m	dB	cm	deg			
1	5137.00	43.81	1.89	41.92	54.00	-10.19	364	66	Average	Horizontal	
2 *	5318.00	96.68	54.34	42.26	54.00	42.68	364	66	Average	Horizontal	
3 !	5356.00	51.88	9.91	41.89	54.00	-2.20	364	66	Average	Horizontal	



TUV Rheinland Taiwan Ltd.
No. 458-18, Sec 2, Fenliao, Linkou Dist., New Taipei City 244, Taiwan(R.O.C.)
Tel: +886-2172-1000 Fax: +886-2172-1322



	Freq	Level	Read Level	Factor	Limit	Over	APos	TPos	Remark	Pol/Phase	Note
	MHz	dBuV/m	dBuV	dB/m	dBuV/m	dB	cm	deg			
1	5131.50	43.53	1.62	41.91	54.00	-10.47	372	314	Average	Vertical	
2 *	5318.00	98.45	48.19	42.26	54.00	36.45	372	314	Average	Vertical	
3	5356.00	45.47	3.58	41.89	54.00	-8.53	372	314	Average	Vertical	

802.11ac VHT80

CH 58 (Horizontal) Peak

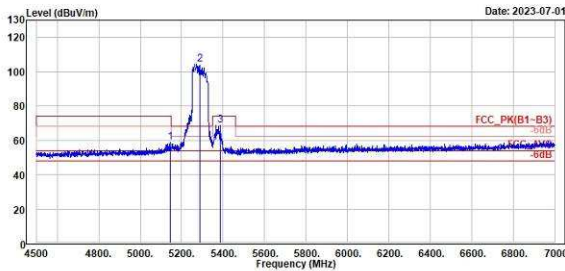
CH 58 (Vertical) Peak



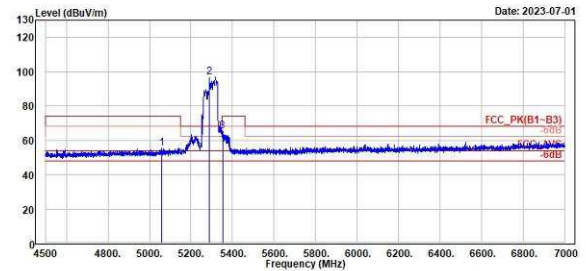
TÜV Rheinland Taiwan Ltd.
No. 458-18, Sec. 2, Fenhiao, Linkou Dist., New Taipei City 244, Taiwan(R.O.C.)
Tel: +886-2172-1000 Fax: +886-2172-1322



TÜV Rheinland Taiwan Ltd.
No. 458-18, Sec. 2, Fenhiao, Linkou Dist., New Taipei City 244, Taiwan(R.O.C.)
Tel: +886-2172-1000 Fax: +886-2172-1322



Peak	Freq	Level	Read Level	Factor	Limit	Over	APos	TPos	Remark	Pol/Phase	Note
	MHz	dBuV/m	dBuV	dB/m	dBuV/m	dB	cm	deg			
1	5143.50	58.75	16.81	41.94	74.00	-15.25	370		86 Peak	Horizontal	
2 *	5290.00	104.37	62.12	42.25	68.20	36.17	370		86 Peak	Horizontal	
3 !	5385.50	68.63	26.29	42.34	74.00	-5.37	370		86 Peak	Horizontal	



Peak	Freq	Level	Read Level	Factor	Limit	Over	APos	TPos	Remark	Pol/Phase	Note
	MHz	dBuV/m	dBuV	dB/m	dBuV/m	dB	cm	deg			
1	5059.00	55.34	13.38	41.96	74.00	-18.66	388	313	Peak	Vertical	
2 *	5290.00	96.05	54.60	42.25	68.20	28.65	388	313	Peak	Vertical	
3	5351.50	65.15	23.24	41.91	74.00	-8.85	388	313	Peak	Vertical	

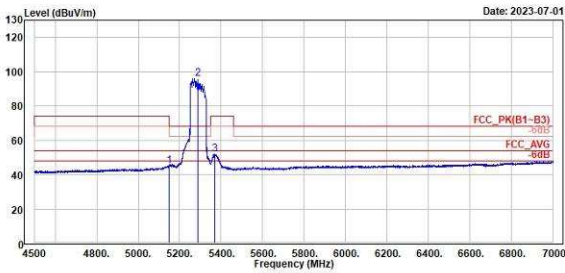
802.11ac VHT80

CH 58 (Horizontal) Average

CH 58 (Vertical) Average



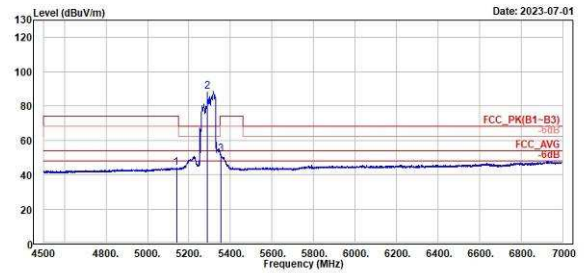
TÜV Rheinland Taiwan Ltd.
No. 458-18, Sec 2, Fenliao, Linkou Dist., New Taipei City 244, Taiwan(R.O.C.)
Tel: +886-2172-1000 Fax: +886-2172-1322



1	2	3	4	5	6	7	8	9	10	11	12	13	14	15	16	17	18	19	20
MHz	dBuV/m	dBuV	dB/m	dBuV/m	dB	cm	deg	Remark	Pol/Phase	Note									
5148.00	45.08	3.12	41.96	54.00	-8.92	370	86	Average	Horizontal										
5290.00	95.72	53.47	42.25	54.00	41.72	370	86	Average	Horizontal										
5368.50	51.97	9.85	42.12	54.00	-2.03	370	86	Average	Horizontal										



TÜV Rheinland Taiwan Ltd.
No. 458-18, Sec 2, Fenliao, Linkou Dist., New Taipei City 244, Taiwan(R.O.C.)
Tel: +886-2172-1000 Fax: +886-2172-1322



1	2	3	4	5	6	7	8	9	10	11	12	13	14	15	16	17	18	19	20
MHz	dBuV/m	dBuV	dB/m	dBuV/m	dB	cm	deg	Remark	Pol/Phase	Note									
5139.00	43.78	1.85	41.93	54.00	-10.22	388	313	Average	Vertical										
5290.00	88.33	46.08	42.25	54.00	34.33	388	313	Average	Vertical										
5352.00	52.07	10.16	41.91	54.00	-1.93	388	313	Average	Vertical										

Band Edges, 5.3GHz ~ 5.47GHz, 5.725GHz
U-NII-2C

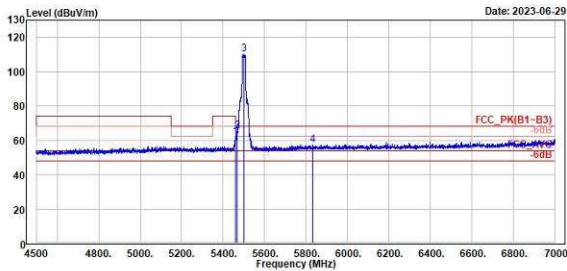
802.11a

CH 100 (Horizontal) Peak

CH 100 (Vertical) Peak



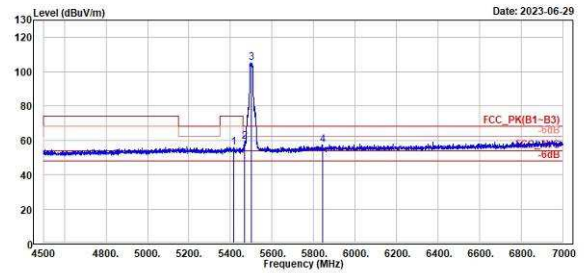
TÜV Rheinland Taiwan Ltd.
No. 458-18, Sec. 2, Fenhiao, Linkou Dist., New Taipei City 244, Taiwan(R.O.C.)
Tel: +886-2172-1000 Fax: +886-2172-1322



Peak	Freq	Level	Read Level	Factor	Limit Line	Over Limit	APos	TPos	Remark	Pol/Phase	Note
	MHz	dBuV/m	dBuV	dB/m	dBuV/m	dB	cm	deg			
1	5468.00	61.72	19.54	42.18	68.20	-6.48	272	341	Peak	Horizontal	
2	5467.50	65.47	23.27	42.20	68.20	-2.73	272	341	Peak	Horizontal	
3	5390.00	118.12	67.83	42.29	68.20	41.92	272	341	Peak	Horizontal	
4	5833.00	57.39	14.75	42.64	68.20	-10.81	272	341	Peak	Horizontal	



TÜV Rheinland Taiwan Ltd.
No. 458-18, Sec. 2, Fenhiao, Linkou Dist., New Taipei City 244, Taiwan(R.O.C.)
Tel: +886-2172-1000 Fax: +886-2172-1322



Peak	Freq	Level	Read Level	Factor	Limit Line	Over Limit	APos	TPos	Remark	Pol/Phase	Note
	MHz	dBuV/m	dBuV	dB/m	dBuV/m	dB	cm	deg			
1	5415.50	55.92	13.51	42.41	74.00	-18.08	346	319	Peak	Vertical	
2	5467.00	59.12	16.92	42.20	68.20	-9.08	346	319	Peak	Vertical	
3	5500.00	105.44	63.15	42.29	68.20	37.24	346	319	Peak	Vertical	
4	5845.50	57.27	14.64	42.63	68.20	-10.93	346	319	Peak	Vertical	

802.11a

CH 100 (Horizontal) Average

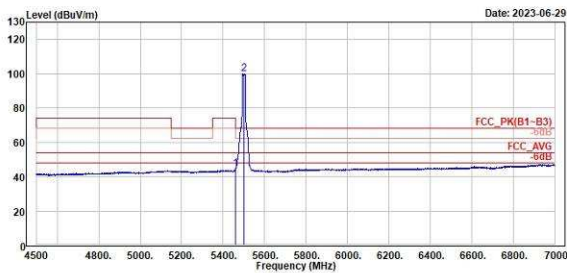
CH 100 (Vertical) Average



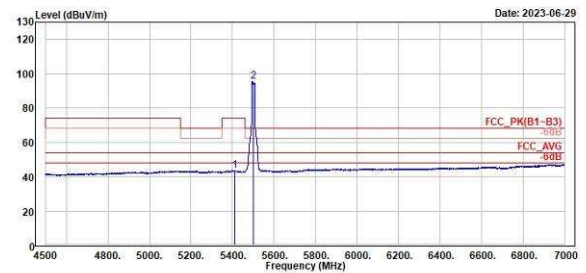
TÜV Rheinland Taiwan Ltd.
No. 458-18, Sec 2, Fenliao, Linkou Dist., New Taipei City 244, Taiwan(R.O.C.)
Tel: +886-2172-1000 Fax: +886-2172-1322



TÜV Rheinland Taiwan Ltd.
No. 458-18, Sec 2, Fenliao, Linkou Dist., New Taipei City 244, Taiwan(R.O.C.)
Tel: +886-2172-1000 Fax: +886-2172-1322



1	2	3	4	5	6	7	8	9	10	11	12	13	14	15	16	17	18	19	20
MHz	Level	Read Level	Factor	Limit	Over	APos	TPos	Remark	Pol/Phase	Note									
MHz	dBuV/m	dBuV	dB/m	dBuV/m	dB	cm	deg												
1	5459.50	44.48	2.30	42.18	54.00	-9.52	272	341 Average	Horizontal										
2 *	5500.00	99.80	57.51	42.29	54.00	45.80	272	341 Average	Horizontal										



1	2	3	4	5	6	7	8	9	10	11	12	13	14	15	16	17	18	19	20
MHz	Level	Read Level	Factor	Limit	Over	APos	TPos	Remark	Pol/Phase	Note									
MHz	dBuV/m	dBuV	dB/m	dBuV/m	dB	cm	deg												
1	5410.00	43.42	0.97	42.45	54.00	-10.58	346	319 Average	Vertical										
2 *	5500.00	95.25	52.96	42.29	54.00	41.25	346	319 Average	Vertical										

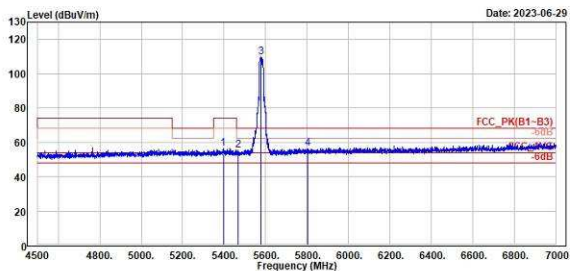
802.11a

CH 116 (Horizontal) Peak

CH 116 (Vertical) Peak



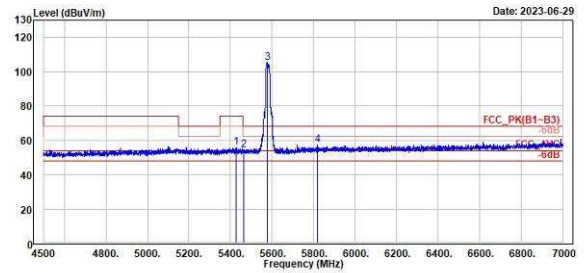
TUV Rheinland Taiwan Ltd.
No. 458-18, Sec 2, Fenhiao, Linkou Dist., New Taipei City 244, Taiwan(R.O.C.)
Tel: +886-2172-1000 Fax: +886-2172-1322



Peak	Freq	Level	Read Level	Factor	Limit	Over	Apos	Tpos	Remark	Pol/Phase	Note
	MHz	dBuV/m	dBuV	dB/m	dBuV/m	dB	cm	deg			
1	5396.50	56.11	13.63	42.48	74.00	-17.89	266	336	Peak	Horizontal	
2	5467.00	55.52	13.32	42.20	68.20	-12.68	266	336	Peak	Horizontal	
3 *	5580.00	109.57	67.33	42.24	68.20	41.37	266	336	Peak	Horizontal	
4	5883.00	56.19	13.51	42.68	68.20	-12.01	266	336	Peak	Horizontal	



TUV Rheinland Taiwan Ltd.
No. 458-18, Sec 2, Fenhiao, Linkou Dist., New Taipei City 244, Taiwan(R.O.C.)
Tel: +886-2172-1000 Fax: +886-2172-1322



Peak	Freq	Level	Read Level	Factor	Limit	Over	Apos	Tpos	Remark	Pol/Phase	Note
	MHz	dBuV/m	dBuV	dB/m	dBuV/m	dB	cm	deg			
1	5425.50	56.00	13.66	42.34	74.00	-18.00	336	320	Peak	Vertical	
2	5463.00	54.33	12.13	42.20	68.20	-13.87	336	320	Peak	Vertical	
3 *	5580.00	105.10	62.86	42.24	68.20	36.90	336	320	Peak	Vertical	
4	5819.00	57.16	14.50	42.66	68.20	-11.04	336	320	Peak	Vertical	

802.11a

CH 116 (Horizontal) Average

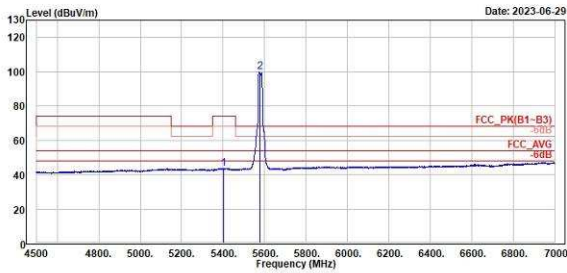
CH 116 (Vertical) Average



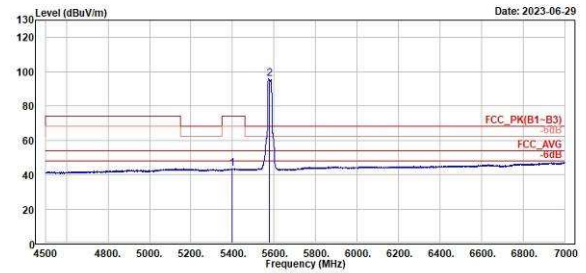
TÜV Rheinland Taiwan Ltd.
No. 458-18, Sec 2, Fenliao, Linkou Dist., New Taipei City 244, Taiwan(R.O.C.)
Tel: +886-2172-1000 Fax: +886-2172-1322



TÜV Rheinland Taiwan Ltd.
No. 458-18, Sec 2, Fenliao, Linkou Dist., New Taipei City 244, Taiwan(R.O.C.)
Tel: +886-2172-1000 Fax: +886-2172-1322



1	2	3	4	5	6	7	8	9	10	11	12	13	14	15	16	17	18	19	20
MHz	Level	Read Level	Factor	Limit	Over	Apos	Tpos	Remark	Pol/Phase	Note									
MHz	dBuV/m	dBuV	dB/m	dBuV/m	dB	cm	deg												
5401.50	43.71	1.20	42.51	54.00	-10.29	266	336	Average	Horizontal										
5588.00	99.73	57.49	42.24	54.00	45.73	266	336	Average	Horizontal										



1	2	3	4	5	6	7	8	9	10	11	12	13	14	15	16	17	18	19	20
MHz	Level	Read Level	Factor	Limit	Over	Apos	Tpos	Remark	Pol/Phase	Note									
MHz	dBuV/m	dBuV	dB/m	dBuV/m	dB	cm	deg												
5399.50	43.47	0.96	42.51	54.00	-10.53	336	320	Average	Vertical										
5588.00	95.87	53.63	42.24	54.00	41.87	336	320	Average	Vertical										

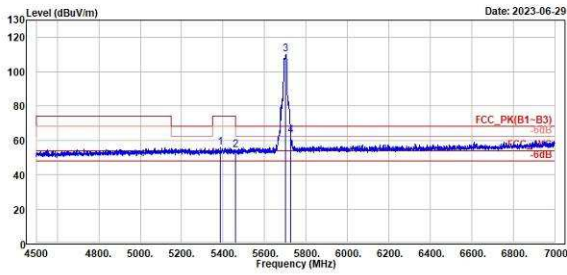
802.11a

CH 140 (Horizontal) Peak

CH 140 (Vertical) Peak



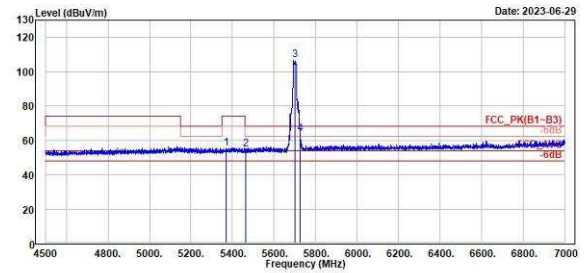
TUV Rheinland Taiwan Ltd.
No. 438-18, Sec. 2, Fenhiao, Linkou Dist., New Taipei City 244, Taiwan(R.O.C.)
Tel: +886-2172-1000 Fax: +886-2172-1322



Peak	Freq	Level	Read	Limit	Over	Apos	TPos	Remark	Pol/Phase	Note
	MHz	dBuV/m	dBuV	dB/m	dBuV/m	dB	cm	deg		
1	5386.00	55.83	13.49	42.34	74.00	-18.17	283	333 Peak	Horizontal	
2	5469.00	54.34	12.16	42.18	68.20	-13.86	283	333 Peak	Horizontal	
3 *	5700.00	110.27	68.15	42.12	68.20	42.07	283	333 Peak	Horizontal	
4 †	5725.50	62.99	20.59	42.40	68.20	-5.21	283	333 Peak	Horizontal	



TUV Rheinland Taiwan Ltd.
No. 438-18, Sec. 2, Fenhiao, Linkou Dist., New Taipei City 244, Taiwan(R.O.C.)
Tel: +886-2172-1000 Fax: +886-2172-1322



Peak	Freq	Level	Read	Limit	Over	Apos	TPos	Remark	Pol/Phase	Note
	MHz	dBuV/m	dBuV	dB/m	dBuV/m	dB	cm	deg		
1	5371.50	55.59	13.42	42.17	74.00	-18.41	395	314 Peak	Vertical	
2	5465.00	55.03	12.83	42.20	68.20	-13.17	395	314 Peak	Vertical	
3 *	5700.00	106.06	64.54	42.12	68.20	38.46	395	314 Peak	Vertical	
4 †	5725.00	63.53	21.14	42.39	68.20	-4.67	395	314 Peak	Vertical	

802.11a

CH 140 (Horizontal) Average

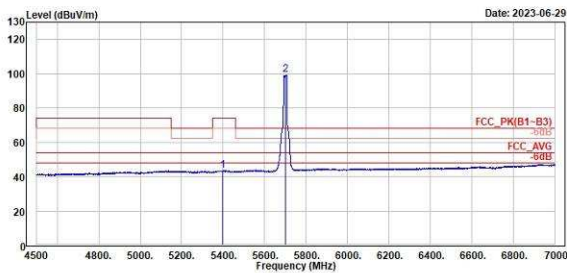
CH 140 (Vertical) Average



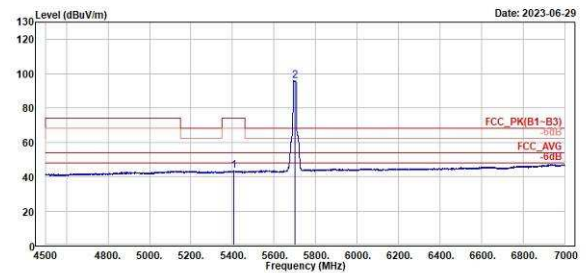
TÜV Rheinland Taiwan Ltd.
No. 458-18, Sec 2, Fenliao, Linkou Dist., New Taipei City 244, Taiwan(R.O.C.)
Tel: +886-2172-1000 Fax: +886-2172-1322



TÜV Rheinland Taiwan Ltd.
No. 458-18, Sec 2, Fenliao, Linkou Dist., New Taipei City 244, Taiwan(R.O.C.)
Tel: +886-2172-1000 Fax: +886-2172-1322



1	2	3	4	5	6	7	8	9	10	11	12	13	14	15	16	17	18	19	20
MHz	Level	Read	Limit	Over	Apos	Tpos	Remark	Pol/Phase	Note										
dBuV/m	dBuV	Factor	Line	Limit	cm	deg													
5398.50	43.50	1.00	42.50	54.00	-10.50	283	333 Average	Horizontal											
5700.00	99.26	57.14	42.12	54.00	45.26	283	333 Average	Horizontal											



1	2	3	4	5	6	7	8	9	10	11	12	13	14	15	16	17	18	19	20
MHz	Level	Read	Limit	Over	Apos	Tpos	Remark	Pol/Phase	Note										
dBuV/m	dBuV	Factor	Line	Limit	cm	deg													
5408.00	43.28	0.81	42.47	54.00	-10.72	395	314 Average	Vertical											
5700.00	95.99	53.87	42.12	54.00	41.99	395	314 Average	Vertical											

802.11ac VHT20

CH 100 (Horizontal) Peak

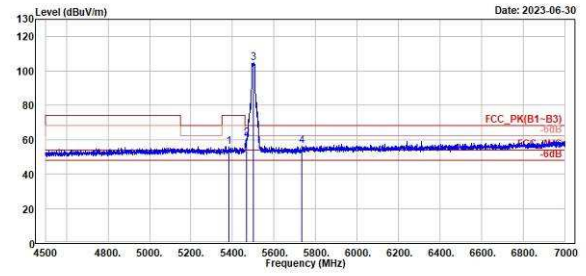
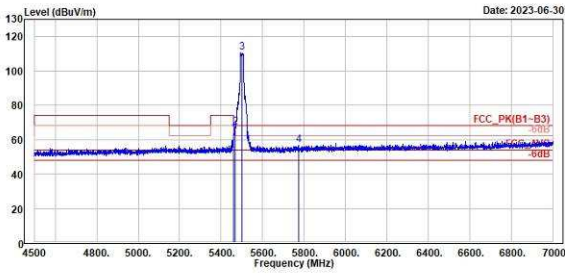
CH 100 (Vertical) Peak



TUV Rheinland Taiwan Ltd.
No. 438-18, Sec 2, Penliao, Linkou Dist., New Taipei City 244, Taiwan(R.O.C.)
Tel: +886-2172-1000 Fax: +886-2172-1322



TUV Rheinland Taiwan Ltd.
No. 438-18, Sec 2, Penliao, Linkou Dist., New Taipei City 244, Taiwan(R.O.C.)
Tel: +886-2172-1000 Fax: +886-2172-1322



Peak	Freq (MHz)	Level (dBuV/m)	Read Level (dBuV)	Factor (dB/m)	Limit Line (dBuV/m)	Over Limit (dB)	APos (cm)	TPos (deg)	Remark	Pol/Phase	Note
1	5459.50	63.37	21.19	42.18	74.00	-10.63	271	334	Peak	Horizontal	
2	5468.50	67.16	24.95	42.21	68.20	-1.04	271	334	Peak	Horizontal	
3	5500.00	110.54	68.25	42.29	68.20	42.34	271	334	Peak	Horizontal	
4	5773.00	56.82	14.15	42.67	68.20	-11.38	271	334	Peak	Horizontal	

Peak	Freq (MHz)	Level (dBuV/m)	Read Level (dBuV)	Factor (dB/m)	Limit Line (dBuV/m)	Over Limit (dB)	APos (cm)	TPos (deg)	Remark	Pol/Phase	Note
1	5383.00	55.92	13.61	42.31	74.00	-18.08	282	308	Peak	Vertical	
2	5468.00	61.01	18.80	42.21	68.20	-7.19	282	308	Peak	Vertical	
3	5500.00	104.80	62.51	42.29	68.20	36.60	282	308	Peak	Vertical	
4	5733.00	56.49	14.02	42.47	68.20	-11.71	282	308	Peak	Vertical	

802.11ac VHT20

CH 100 (Horizontal) Average

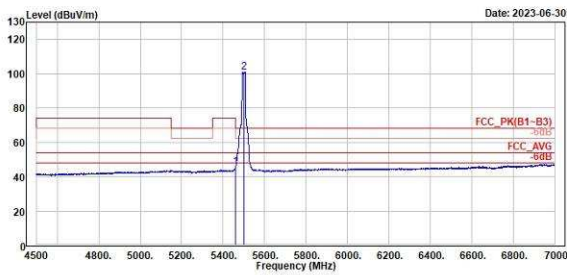
CH 100 (Vertical) Average



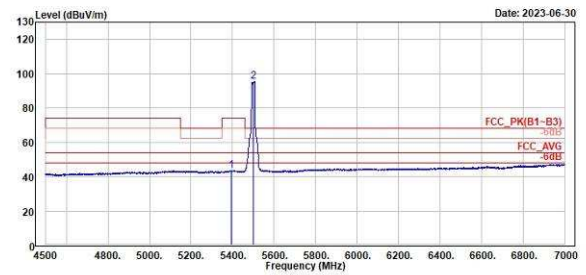
TÜV Rheinland Taiwan Ltd.
No. 458-18, Sec 2, Fenliao, Linkou Dist., New Taipei City 244, Taiwan(R.O.C.)
Tel: +886-2172-1000 Fax: +886-2172-1322



TÜV Rheinland Taiwan Ltd.
No. 458-18, Sec 2, Fenliao, Linkou Dist., New Taipei City 244, Taiwan(R.O.C.)
Tel: +886-2172-1000 Fax: +886-2172-1322



1	2	3	4	5	6	7	8	9	10	11	12	13	14	15	16	17	18	19	20
MHz	Level	Read Level	Factor	Limit	Over	APos	TPos	Remark	Pol/Phase	Note									
MHz	dBuV/m	dBuV	dB/m	dBuV/m	dB	cm	deg												
5459.50	45.27	3.09	42.18	54.00	-8.73	271	334	Average	Horizontal										
5500.00	100.96	58.67	42.29	54.00	46.96	271	334	Average	Horizontal										



1	2	3	4	5	6	7	8	9	10	11	12	13	14	15	16	17	18	19	20
MHz	Level	Read Level	Factor	Limit	Over	APos	TPos	Remark	Pol/Phase	Note									
MHz	dBuV/m	dBuV	dB/m	dBuV/m	dB	cm	deg												
5394.00	43.43	0.98	42.45	54.00	-10.57	282	308	Average	Vertical										
5500.00	95.56	53.27	42.29	54.00	41.56	282	308	Average	Vertical										

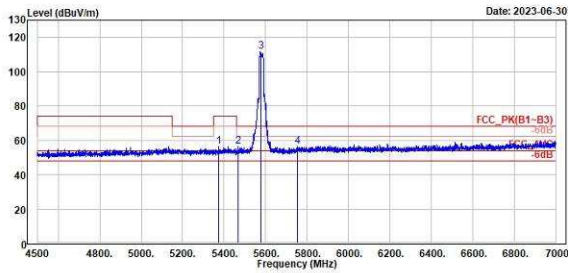
802.11ac VHT20

CH 116 (Horizontal) Peak

CH 116 (Vertical) Peak



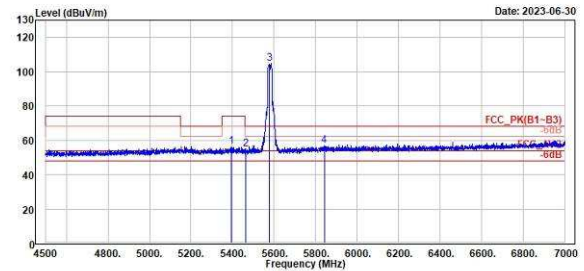
TUV Rheinland Taiwan Ltd.
No. 438-18, Sec. 2, Fenhiao, Linkou Dist., New Taipei City 244, Taiwan(R.O.C.)
Tel: +886-2172-1000 Fax: +886-2172-1322



Peak	Freq	Level	Read	Limit	Over	Apos	TPos	Remark	Pol/Phase	Note
	MHz	dBuV/m	dBuV	dB/m	dBuV/m	dB	cm	deg		
1	5375.50	56.33	14.11	42.22	74.00	-17.67	277	332 Peak	Horizontal	
2	5468.00	56.33	14.12	42.21	68.20	-11.87	277	332 Peak	Horizontal	
3 *	5580.00	111.52	69.28	42.24	68.20	43.32	277	332 Peak	Horizontal	
4	5753.00	56.47	13.81	42.66	68.20	-11.73	277	332 Peak	Horizontal	



TUV Rheinland Taiwan Ltd.
No. 438-18, Sec. 2, Fenhiao, Linkou Dist., New Taipei City 244, Taiwan(R.O.C.)
Tel: +886-2172-1000 Fax: +886-2172-1322



Peak	Freq	Level	Read	Limit	Over	Apos	TPos	Remark	Pol/Phase	Note
	MHz	dBuV/m	dBuV	dB/m	dBuV/m	dB	cm	deg		
1	5395.00	56.35	13.89	42.46	74.00	-17.65	274	306 Peak	Vertical	
2	5462.00	54.77	12.59	42.18	68.20	-13.43	274	306 Peak	Vertical	
3 *	5580.00	104.74	62.50	42.24	68.20	36.54	274	306 Peak	Vertical	
4	5842.00	56.74	14.10	42.64	68.20	-11.46	274	306 Peak	Vertical	

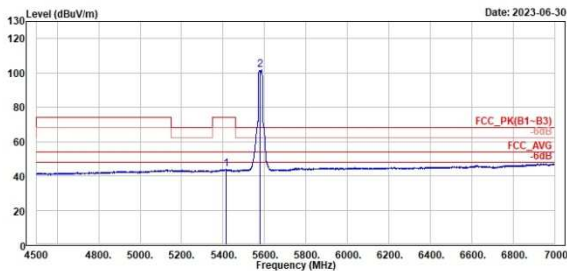
802.11ac VHT20

CH 116 (Horizontal) Average

CH 116 (Vertical) Average



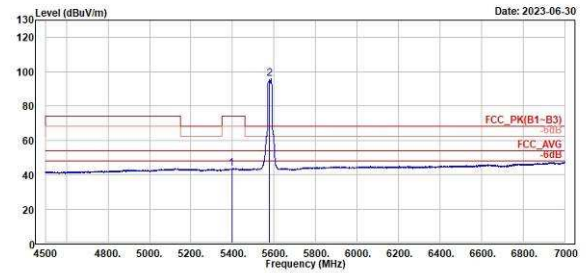
TUV Rheinland Taiwan Ltd.
No. 458-18, Sec 2, Fentiao, Linkou Dist., New Taipei City 244, Taiwan(R.O.C.)
Tel: +886-2172-1000 Fax: +886-2172-1322



1	2
5413.00	5588.00
43.86	101.65
1.43	59.41
42.43	42.24
54.00	54.00
-10.14	47.65
277	277
332	332
Average	Average
Horizontal	Horizontal



TUV Rheinland Taiwan Ltd.
No. 458-18, Sec 2, Fentiao, Linkou Dist., New Taipei City 244, Taiwan(R.O.C.)
Tel: +886-2172-1000 Fax: +886-2172-1322



1	2
5396.50	5588.00
43.51	95.70
1.03	53.46
42.48	42.24
54.00	54.00
-10.49	41.70
274	274
306	306
Average	Average
Vertical	Vertical

802.11ac VHT20

CH 140 (Horizontal) Peak

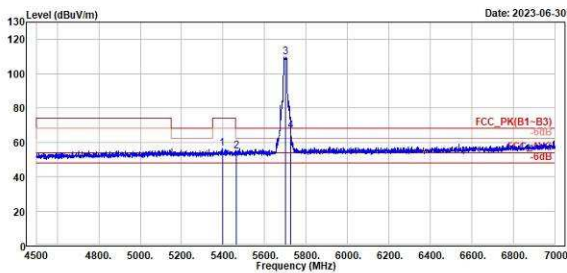
CH 140 (Vertical) Peak



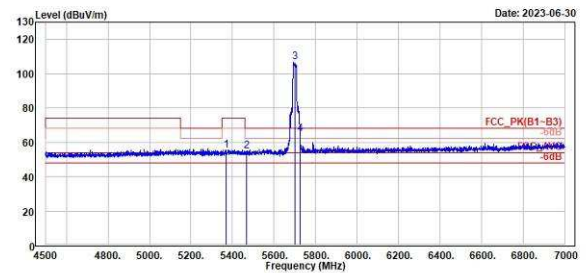
TÜV Rheinland Taiwan Ltd.
No. 458-18, Sec. 2, Fenhiao, Linkou Dist., New Taipei City 244, Taiwan(R.O.C.)
Tel: +886-2172-1000 Fax: +886-2172-1322



TÜV Rheinland Taiwan Ltd.
No. 458-18, Sec. 2, Fenhiao, Linkou Dist., New Taipei City 244, Taiwan(R.O.C.)
Tel: +886-2172-1000 Fax: +886-2172-1322



Peak	Freq	Level	Read Level	Factor	Limit	Over	Apos	Tpos	Remark	Pol/Phase	Note
	MHz	dBuV/m	dBuV	dB/m	dBuV/m	dB	cm	deg			
1	5396.50	56.27	13.79	42.48	74.00	-17.73	256	332	Peak	Horizontal	
2	5463.50	55.05	12.85	42.20	68.20	-13.15	256	332	Peak	Horizontal	
3	5700.00	109.51	67.49	42.12	68.20	41.41	256	332	Peak	Horizontal	
4	5725.50	66.48	24.08	42.40	68.20	-1.72	256	332	Peak	Horizontal	



Peak	Freq	Level	Read Level	Factor	Limit	Over	Apos	Tpos	Remark	Pol/Phase	Note
	MHz	dBuV/m	dBuV	dB/m	dBuV/m	dB	cm	deg			
1	5368.50	55.51	13.39	42.12	74.00	-18.49	392	313	Peak	Vertical	
2	5466.50	55.00	12.80	42.20	68.20	-13.20	392	313	Peak	Vertical	
3	5700.00	106.63	64.51	42.12	68.20	38.43	392	313	Peak	Vertical	
4	5725.00	64.95	22.56	42.39	68.20	-3.25	392	313	Peak	Vertical	

802.11ac VHT20

CH 140 (Horizontal) Average

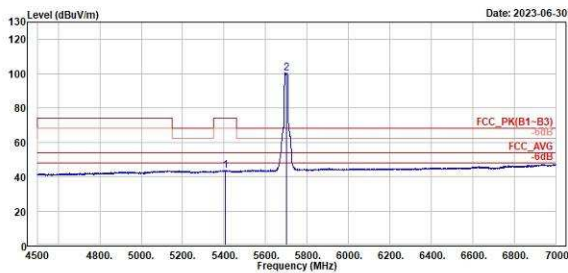
CH 140 (Vertical) Average



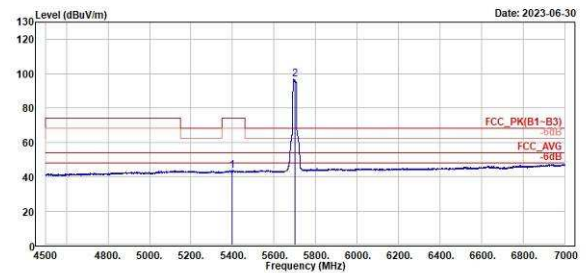
TÜV Rheinland Taiwan Ltd.
No. 458-18, Sec 2, Fenliao, Linkou Dist., New Taipei City 244, Taiwan(R.O.C.)
Tel: +886-2172-1000 Fax: +886-2172-1322



TÜV Rheinland Taiwan Ltd.
No. 458-18, Sec 2, Fenliao, Linkou Dist., New Taipei City 244, Taiwan(R.O.C.)
Tel: +886-2172-1000 Fax: +886-2172-1322



1	2	3	4	5	6	7	8	9	10	11	12	13	14	15	16	17	18	19	20
MHz	Level	Read Level	Factor	Limit	Over	Apos	Tpos	Remark	Pol/Phase	Note									
MHz	dBuV/m	dBuV	dB/m	dBuV/m	dB	cm	deg												
5485.00	43.55	1.06	42.49	54.00	-10.45	256	332	Average	Horizontal										
5780.00	100.16	58.04	42.12	54.00	46.16	256	332	Average	Horizontal										



1	2	3	4	5	6	7	8	9	10	11	12	13	14	15	16	17	18	19	20
MHz	Level	Read Level	Factor	Limit	Over	Apos	Tpos	Remark	Pol/Phase	Note									
MHz	dBuV/m	dBuV	dB/m	dBuV/m	dB	cm	deg												
5399.50	43.54	1.03	42.51	54.00	-10.46	392	313	Average	Vertical										
5780.00	96.89	54.77	42.12	54.00	42.89	392	313	Average	Vertical										

802.11ac VHT40

CH 102 (Horizontal) Peak

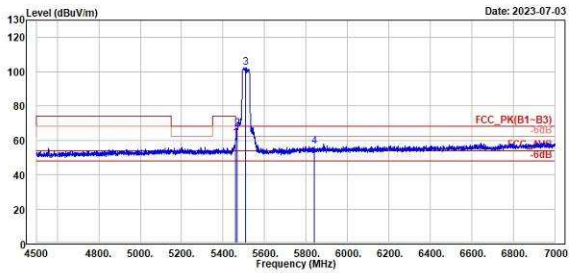
CH 102 (Vertical) Peak



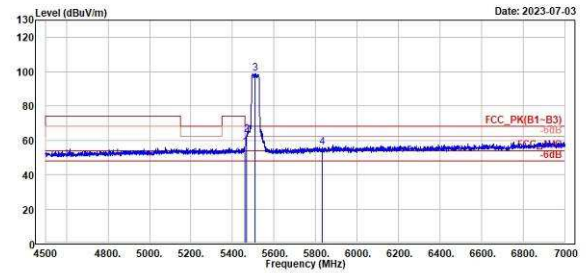
TUV Rheinland Taiwan Ltd.
No. 458-18, Sec 2, Fenhiao, Linkou Dist., New Taipei City 244, Taiwan(R.O.C.)
Tel: +886-2172-1000 Fax: +886-2172-1322



TUV Rheinland Taiwan Ltd.
No. 458-18, Sec 2, Fenhiao, Linkou Dist., New Taipei City 244, Taiwan(R.O.C.)
Tel: +886-2172-1000 Fax: +886-2172-1322



Peak	Freq	Level	Read Level	Factor	Limit	Over	Apos	Tpos	Remark	Pol/Phase	Note
	MHz	dBuV/m	dBuV	dB/m	dBuV/m	dB	cm	deg			
1	5469.00	61.05	18.87	42.18	68.20	-7.15	300	341	Peak	Horizontal	
2	5469.50	66.90	24.69	42.21	68.20	-1.30	300	341	Peak	Horizontal	
3	5510.00	102.21	59.93	42.28	68.20	34.01	300	341	Peak	Horizontal	
4	5841.00	56.23	13.59	42.64	68.20	-11.97	300	341	Peak	Horizontal	



Peak	Freq	Level	Read Level	Factor	Limit	Over	Apos	Tpos	Remark	Pol/Phase	Note
	MHz	dBuV/m	dBuV	dB/m	dBuV/m	dB	cm	deg			
1	5459.50	56.01	13.83	42.18	74.00	-17.99	256	305	Peak	Vertical	
2	5469.50	63.37	21.16	42.21	68.20	-4.83	256	305	Peak	Vertical	
3	5510.00	98.01	56.53	42.28	68.20	30.61	256	305	Peak	Vertical	
4	5831.00	55.99	13.34	42.65	68.20	-12.21	256	305	Peak	Vertical	

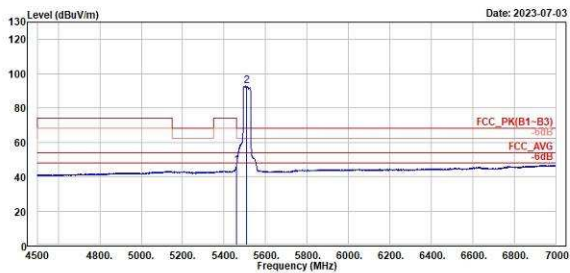
802.11ac VHT40

CH 102 (Horizontal) Average

CH 102 (Vertical) Average



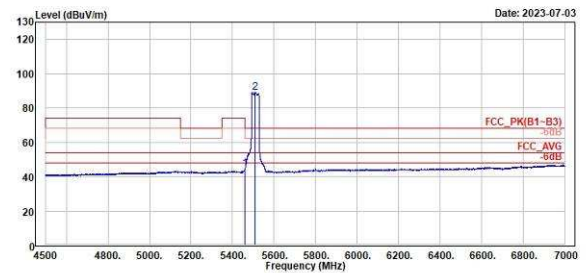
TÜV Rheinland Taiwan Ltd.
No. 458-18, Sec 2, Fenliao, Linkou Dist., New Taipei City 244, Taiwan(R.O.C.)
Tel: +886-2172-1000 Fax: +886-2172-1322



Peak	Freq	Level	Read Level	Factor	Limit Line	Over Limit	APos	TPos	Remark	Pol/Phase	Note
	MHz	dBuV/m	dBuV	dB/m	dBuV/m	dB	cm	deg			
1	5468.00	46.59	4.41	42.18	54.00	-7.41	300	341	Average	Horizontal	
2 *	5518.00	92.71	50.43	42.28	54.00	38.71	300	341	Average	Horizontal	



TÜV Rheinland Taiwan Ltd.
No. 458-18, Sec 2, Fenliao, Linkou Dist., New Taipei City 244, Taiwan(R.O.C.)
Tel: +886-2172-1000 Fax: +886-2172-1322



Peak	Freq	Level	Read Level	Factor	Limit Line	Over Limit	APos	TPos	Remark	Pol/Phase	Note
	MHz	dBuV/m	dBuV	dB/m	dBuV/m	dB	cm	deg			
1	5468.00	44.29	2.11	42.18	54.00	-9.71	256	305	Average	Vertical	
2 *	5518.00	89.21	46.93	42.28	54.00	35.21	256	305	Average	Vertical	

802.11ac VHT40

CH 110 (Horizontal) Peak

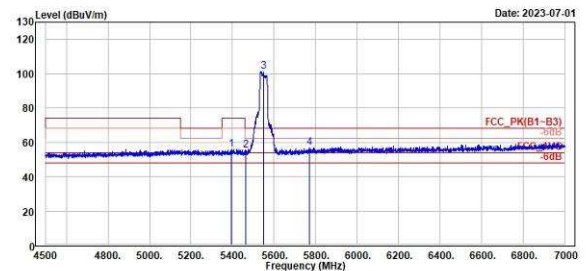
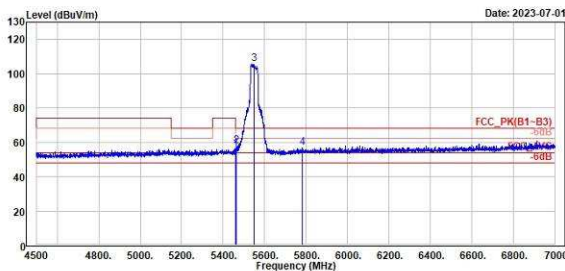
CH 110 (Vertical) Peak



TÜV Rheinland Taiwan Ltd.
No. 458-18, Sec. 2, Fenhiao, Linkou Dist., New Taipei City 244, Taiwan(R.O.C.)
Tel: +886-2172-1000 Fax: +886-2172-1322



TÜV Rheinland Taiwan Ltd.
No. 458-18, Sec. 2, Fenhiao, Linkou Dist., New Taipei City 244, Taiwan(R.O.C.)
Tel: +886-2172-1000 Fax: +886-2172-1322



Peak	Freq	Level	Read Level	Factor	Limit	Over	Apos	Tpos	Remark	Pol/Phase	Note
	MHz	dBuV/m	dBuV	dB/m	dBuV/m	dB	cm	deg			
1	5458.00	56.58	14.40	42.18	74.00	-17.42	363	330	Peak	Horizontal	
2	5464.50	57.61	15.41	42.20	68.20	-10.59	363	330	Peak	Horizontal	
3 *	5550.00	105.97	63.75	42.22	68.20	37.77	363	330	Peak	Horizontal	
4	5784.00	56.81	14.13	42.68	68.20	-11.39	363	330	Peak	Horizontal	

Peak	Freq	Level	Read Level	Factor	Limit	Over	Apos	Tpos	Remark	Pol/Phase	Note
	MHz	dBuV/m	dBuV	dB/m	dBuV/m	dB	cm	deg			
1	5393.50	56.05	13.61	42.44	74.00	-17.95	400	304	Peak	Vertical	
2	5462.50	55.35	13.16	42.19	68.20	-12.85	400	304	Peak	Vertical	
3 *	5550.00	101.54	59.32	42.22	68.20	33.34	400	304	Peak	Vertical	
4	5771.00	56.70	14.03	42.67	68.20	-11.50	400	304	Peak	Vertical	

802.11ac VHT40

CH 110 (Horizontal) Average

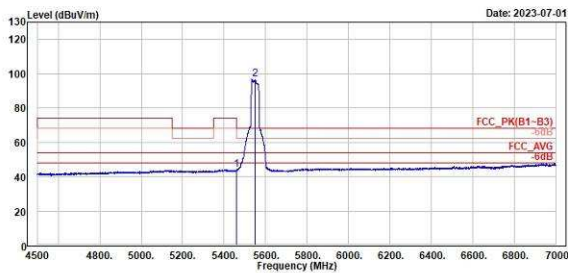
CH 110 (Vertical) Average



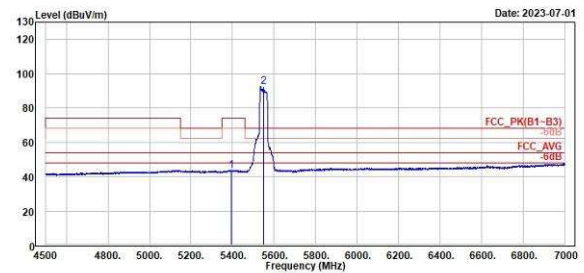
TÜV Rheinland Taiwan Ltd.
No. 458-18, Sec 2, Fenliao, Linkou Dist., New Taipei City 244, Taiwan(R.O.C.)
Tel: +886-2172-1000 Fax: +886-2172-1322



TÜV Rheinland Taiwan Ltd.
No. 458-18, Sec 2, Fenliao, Linkou Dist., New Taipei City 244, Taiwan(R.O.C.)
Tel: +886-2172-1000 Fax: +886-2172-1322



1	2	3	4	5	6	7	8	9	10	11	12	13	14	15	16	17	18	19	20
MHz	Level	Read Level	Factor	Limit	Over	Apos	Tpos	Remark	Pol/Phase	Note									
MHz	dBuV/m	dBuV	dB/m	dBuV/m	dB	cm	deg												
5458.00	43.99	1.81	42.18	54.00	-10.01	363	330	Average	Horizontal										
5558.00	96.83	54.61	42.22	54.00	42.83	363	330	Average	Horizontal										



1	2	3	4	5	6	7	8	9	10	11	12	13	14	15	16	17	18	19	20
MHz	Level	Read Level	Factor	Limit	Over	Apos	Tpos	Remark	Pol/Phase	Note									
MHz	dBuV/m	dBuV	dB/m	dBuV/m	dB	cm	deg												
5394.00	43.55	1.10	42.45	54.00	-10.45	400	304	Average	Vertical										
5558.00	92.23	50.01	42.22	54.00	38.23	400	304	Average	Vertical										

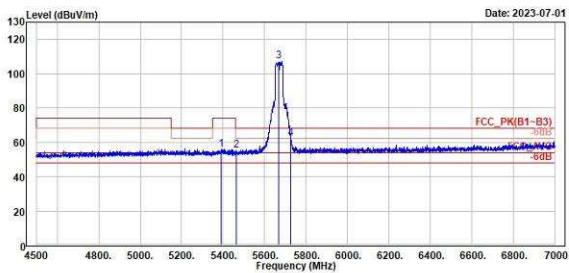
802.11ac VHT40

CH 134 (Horizontal) Peak

CH 134 (Vertical) Peak



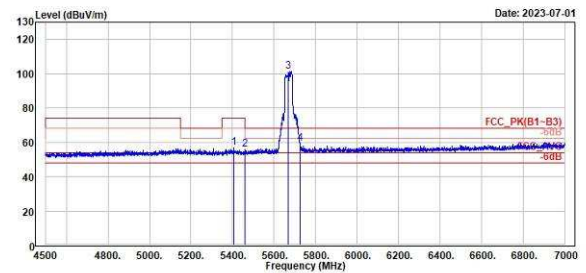
TÜV Rheinland Taiwan Ltd.
No. 458-18, Sec. 2, Fenhiao, Linkou Dist., New Taipei City 244, Taiwan(R.O.C.)
Tel: +886-2172-1000 Fax: +886-2172-1322



Peak	Freq	Level	Read Level	Factor	Limit	Over	Apos	Tpos	Remark	Pol/Phase	Note
	MHz	dBuV/m	dBuV	dB/m	dBuV/m	dB	cm	deg			
1	5391.50	55.76	13.34	42.42	74.00	-18.24	344	325	Peak	Horizontal	
2	5465.50	55.36	13.16	42.20	68.20	-12.84	344	325	Peak	Horizontal	
3	5670.00	107.00	64.86	42.22	68.20	36.80	344	325	Peak	Horizontal	
4	5725.50	62.46	20.06	42.40	68.20	-5.74	344	325	Peak	Horizontal	



TÜV Rheinland Taiwan Ltd.
No. 458-18, Sec. 2, Fenhiao, Linkou Dist., New Taipei City 244, Taiwan(R.O.C.)
Tel: +886-2172-1000 Fax: +886-2172-1322



Peak	Freq	Level	Read Level	Factor	Limit	Over	Apos	Tpos	Remark	Pol/Phase	Note
	MHz	dBuV/m	dBuV	dB/m	dBuV/m	dB	cm	deg			
1	5408.00	57.07	14.60	42.47	74.00	-16.93	293	305	Peak	Vertical	
2	5460.50	55.82	13.64	42.18	68.20	-12.38	293	305	Peak	Vertical	
3	5670.00	101.27	59.05	42.22	68.20	33.07	293	305	Peak	Vertical	
4	5726.00	59.11	16.71	42.40	68.20	-9.09	293	305	Peak	Vertical	

802.11ac VHT40

CH 134 (Horizontal) Average

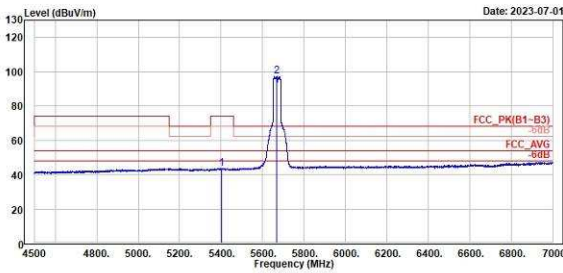
CH 134 (Vertical) Average



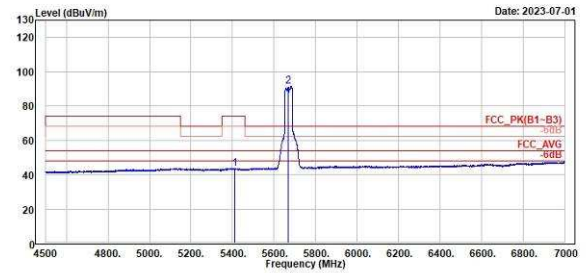
TÜV Rheinland Taiwan Ltd.
No. 458-18, Sec 2, Fenliao, Linkou Dist., New Taipei City 244, Taiwan(R.O.C.)
Tel: +886-2172-1000 Fax: +886-2172-1322



TÜV Rheinland Taiwan Ltd.
No. 458-18, Sec 2, Fenliao, Linkou Dist., New Taipei City 244, Taiwan(R.O.C.)
Tel: +886-2172-1000 Fax: +886-2172-1322



1	2	3	4	5	6	7	8	9	10	11	12	13	14	15	16	17	18	19	20
MHz	Level	Read Level	Factor	Limit	Over	Apos	Tpos	Remark	Pol/Phase	Note									
MHz	dBuV/m	dBuV	dB/m	dBuV/m	dB	cm	deg												
5402.50	43.71	1.20	42.51	54.00	-10.29	344	325	Average	Horizontal										
5679.00	97.17	54.95	42.22	54.00	43.17	344	325	Average	Horizontal										



1	2	3	4	5	6	7	8	9	10	11	12	13	14	15	16	17	18	19	20
MHz	Level	Read Level	Factor	Limit	Over	Apos	Tpos	Remark	Pol/Phase	Note									
MHz	dBuV/m	dBuV	dB/m	dBuV/m	dB	cm	deg												
5410.50	43.73	1.28	42.45	54.00	-10.27	293	305	Average	Vertical										
5679.00	91.59	49.37	42.22	54.00	37.59	293	305	Average	Vertical										

802.11ac VHT80

CH 106 (Horizontal) Peak

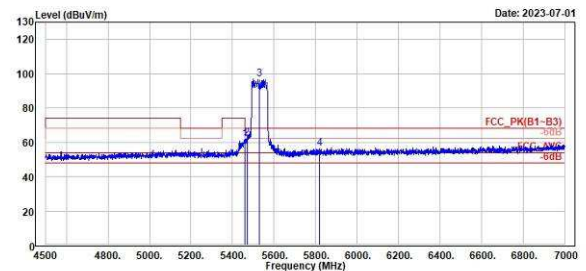
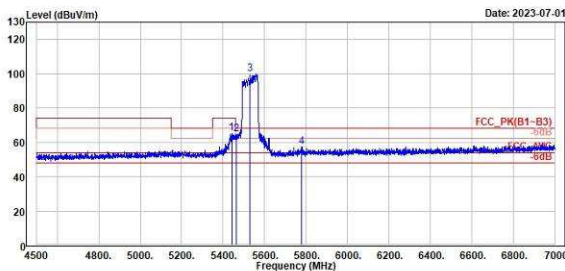
CH 106 (Vertical) Peak



TUV Rheinland Taiwan Ltd.
No. 458-18, Sec. 2, Fenhiao, Linkou Dist., New Taipei City 244, Taiwan(R.O.C.)
Tel: +886-2172-1000 Fax: +886-2172-1322



TUV Rheinland Taiwan Ltd.
No. 458-18, Sec. 2, Fenhiao, Linkou Dist., New Taipei City 244, Taiwan(R.O.C.)
Tel: +886-2172-1000 Fax: +886-2172-1322



Peak	Freq	Level	Read Level	Factor	Limit	Over	APos	TPos	Remark	Pol/Phase	Note
	MHz	dBuV/m	dBuV	dB/m	dBuV/m	dB	cm	deg			
1	5441.50	65.14	22.92	42.22	74.00	-8.86	280	338	Peak	Horizontal	
2	5465.00	64.84	22.64	42.20	68.20	-3.36	280	338	Peak	Horizontal	
3	5530.00	99.91	57.66	42.25	68.20	31.71	280	338	Peak	Horizontal	
4	5780.00	57.56	14.89	42.67	68.20	-10.64	280	338	Peak	Horizontal	

Peak	Freq	Level	Read Level	Factor	Limit	Over	APos	TPos	Remark	Pol/Phase	Note
	MHz	dBuV/m	dBuV	dB/m	dBuV/m	dB	cm	deg			
1	5459.50	61.90	19.72	42.18	74.00	-12.10	188	301	Peak	Vertical	
2	5470.00	62.21	20.00	42.21	68.20	-5.99	188	301	Peak	Vertical	
3	5530.00	96.78	54.53	42.25	68.20	28.58	188	301	Peak	Vertical	
4	5819.00	56.11	13.45	42.66	68.20	-12.09	188	301	Peak	Vertical	

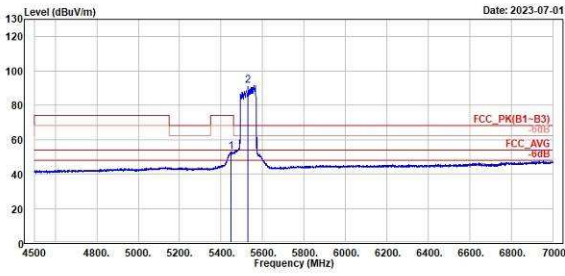
802.11ac VHT80

CH 106 (Horizontal) Average

CH 106 (Vertical) Average



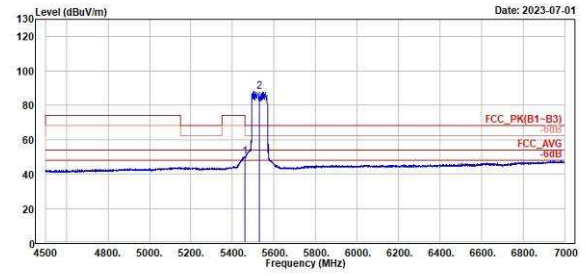
TÜV Rheinland Taiwan Ltd.
No. 438-18, Sec 2, Penliao, Linkou Dist., New Taipei City 244, Taiwan(R.O.C.)
Tel: +886-2172-1000 Fax: +886-2172-1322



Read	Level	Factor	Limit	Over	APos	TPos	Remark	Pol/Phase	Note
MHz	dBuV/m	dBuV	dB/m	dBuV/m	dB	cm	deg		
1	5446.00	52.80	10.62	42.18	54.00	-1.20	280	338	Average Horizontal
2 *	5538.00	91.47	49.22	42.25	54.00	37.47	208	338	Average Horizontal



TÜV Rheinland Taiwan Ltd.
No. 438-18, Sec 2, Penliao, Linkou Dist., New Taipei City 244, Taiwan(R.O.C.)
Tel: +886-2172-1000 Fax: +886-2172-1322



Read	Level	Factor	Limit	Over	APos	TPos	Remark	Pol/Phase	Note
MHz	dBuV/m	dBuV	dB/m	dBuV/m	dB	cm	deg		
1	5458.50	50.16	7.98	42.18	54.00	-3.84	188	301	Average Vertical
2 *	5538.00	87.94	45.69	42.25	54.00	33.94	188	301	Average Vertical