


The image shows the internal view of a laptop's bottom shell. A silver metal plate covers the interior, with various components and mounting points visible. At the top, a horizontal orange ribbon cable is connected to a spring mechanism. Two black arrows point to specific locations on the shell: one at the top-left corner and another on the right side. A white text box at the bottom center identifies the entire view as the bottom shell showing antenna locations. A yellow sticker is placed on the lower-left side of the shell, and a black battery pack is visible at the very bottom.

Aux. Antenna

Main Antenna

Bottom Shell showing location of antennas




USI BT Module

Placement of WLAN and Bluetooth cards in tablet




Intel 2915 WLAN 802.11 A/B/G Module

*Top View*  
*“Insulation removed”*



Intel 2915WLAN 802.11 A/B/G Module

*Bottom View*  
*“Insulation removed”*



Intel 2915 802.11 A/B/G WLAN Module

*Top View*  
*“Shielding removed”*