


The image shows the internal view of a laptop's bottom shell. A silver metal plate covers the interior, with various components and mounting points visible. At the top, a horizontal orange ribbon cable is connected to a spring mechanism. Two black arrows point to specific locations on the shell: one at the top-left corner and another on the right side. A central white box contains text, and a yellow square is placed on a cable near the bottom. A black rectangular component is visible at the very bottom.

Aux. Antenna

Main Antenna

Bottom Shell showing location of antennas




USI BT Module

Placement of WLAN and Bluetooth cards in tablet




Intel 2915 WLAN 802.11 A/B/G Module

Top View
“Insulation removed”



Intel 2915WLAN 802.11 A/B/G Module

Bottom View
“Insulation removed”



Intel 2915 802.11 A/B/G WLAN Module

Top View
“Shielding removed”