




## **R12-Series Companion Keyboard**

**User's Guide**  
**Guide de l'utilisateur**  
**Benutzerhandbuch**  
**Guía del usuario**  
**Guia do Usuário**





# Overview of the R12-Series Companion Keyboard



Keyboard on/off	Press <b>Fn+Esc</b> to power off the keyboard. To power on the keyboard, press <b>Fn+Esc</b> key again.
Function keys	Use these keys to mute or adjust the volume and open these Windows 8.1 menus: <b>Search, Share, Devices, and Settings</b> .
Status light	Displays status of pairing, power, charging, and enabling/disabling the keyboard and touchpad.
Touchpad disable	Press <b>Fn+ScrLk</b> to disable the touchpad. To enable the touchpad, press <b>Fn+ScrLk</b> again.

Charging port	Plug the Micro USB end of the charging cable (provided) into this port and plug the standard USB end of the cable into the USB port on the R12 Tablet PC or the R12 Docking Station to charge the keyboard.
Windows key	Press this key to open the Windows Start screen or the Windows desktop.
Touchpad	You can use the touchpad to move the cursor; scroll; tap and double-tap; drag and drop; for multiple text selection; and left- and right-click.
Context menu	Press this key to open the context menu, which is the menu that opens when you right-click on an object or the display.

## Where to begin with your R12-Series Companion Keyboard

This section includes some steps you can follow to power up and get familiar with your R12-Series Companion Keyboard.

### Step 1: Charge the keyboard

To ensure optimal performance, you should charge your keyboard before using it for the first time.

#### To charge the keyboard, use one of the following methods:

1. Plug the Micro USB end of the charging cable (provided) into the charging port on the keyboard and plug the standard USB end of the cable into the USB port on the R12 Tablet PC or the R12 Docking Station.

**OR**

2. Attach the keyboard to the back of the Tablet PC while the tablet PC is powered on.

When the keyboard is charging, the LED status light on the top of the keyboard will be amber and will turn off when the keyboard is fully charged.


**Note:** Please refer to the following table for complete charging information.

Charging source	Power source	Tablet on	Tablet in Sleep mode	Tablet in Hibernate mode	Tablet off
Tablet battery	AC power	Charging	Charging	Charging	Charging
Tablet battery	Tablet battery	Charging	Charging	Not charging	Not charging
Micro USB cable	AC power	Charging	Not charging	Not charging	Not charging
Micro USB cable	Tablet battery	Charging	Not charging	Not charging	Not charging

## Step 2: Pair the keyboard

### To pair your keyboard with your R12 Tablet PC:

1. Ensure that your tablet is powered on.
2. If you're running Windows® 7, open Motion Dashboard, tap **Pen and Tablet**, and select the checkbox beside **Enable R12 Keyboard**.
3. If you're running Windows® 8.1, open Motion Tablet Center, tap **Power**, and tap the switch beside **Companion Keyboard** to turn it on.
4. Attach the keyboard to the back of the tablet as shown in the photo.



During the pairing process, the LED status light on the top of the keyboard will change colors and states as described in the table below.

LED Color	Behavior	Status
Green	Three-second slow blinking	The keyboard is pairing with the Tablet PC (if the keyboard is powered on).
Green	Blinking	If the keyboard is powered off and inserted into the kickstand, the LED blinks quickly to indicate power on, it then blinks slowly to indicate pairing in progress.
Amber	Blinking	Keyboard is powering off.
Amber	Steady on	The keyboard is charging.
Green	One-second blink	The keyboard is powered on (when keyboard is detached from the Tablet PC).

## Using your R12-Series Companion Keyboard

### To use your keyboard:

1. Hold the Tablet PC upright and pull the kickstand out from the bottom of the tablet.




2. Remove the keyboard from the kickstand.



3. Place the keyboard on a flat surface in front of the Tablet PC.

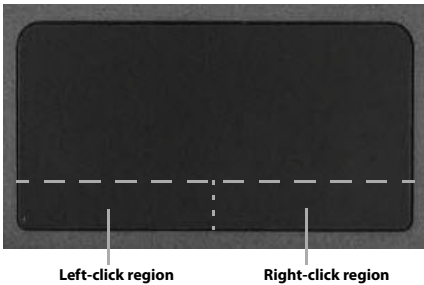
**Note:** For successful operation, the keyboard and tablet must be within 30 inches of each other.

## Using the touchpad

The touchpad on the R12-Series Companion Keyboard is enabled by default. To disable the touchpad, press the **ScrLk** key . The status light will blink amber for one second to confirm that the touchpad is disabled. To enable the touchpad, press **ScrLk** again.


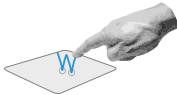


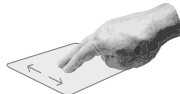
### Left- and right-click areas

The touchpad's right- and left-click regions are shown in the photo.



### Touchpad gestures

The keyboard's touchpad supports the gestures listed in the following table.

Gesture	Action
	Move pointer horizontally, vertically, and diagonally
	Tap/double tap
	Drag and drop, multiple text selection
	Left-click, right-click
	Scroll

## Using the Function keys

You can use the Function keys on the top row of the R12-Series Companion Keyboard to perform a variety of actions. Press **Fn** + a Function key to initiate the actions listed in the table below.

Function key	Action
Fn+Esc	Power off the keyboard. Press <b>Fn</b> +Esc again to power on the keyboard
Fn+F4	Mute
Fn+F5	Volume down
Fn+F6	Volume up
Fn+F7	Search menu (Windows 8.1 only)
Fn+F8	Share menu (Windows 8.1 only)
Fn+F9	Devices menu (Windows 8.1 only)
Fn+F10	Settings menu (Windows 8.1 only)

## LED status light

The LED on the top of the keyboard provides status information about the keyboard. The table lists the LED colors, behavior, and keyboard/touchpad/battery status.

LED color	LED behavior	Keyboard status
Green	Blinks for 1 second	Keyboard is powering on
Green	Solid for 1 second	Touchpad is powering on
Amber	Solid for 1 second	Touchpad is powering off
Amber	Blinks for 1 second	Keyboard is powering off
Amber	Solid	Keyboard is charging
Amber	Turns off after 5 seconds after power is applied	Battery is fully charged
Green	Three-second slow blinking	The keyboard is pairing with the Tablet PC (if the keyboard is powered on).
Amber	Constant blinking every 1 second	Battery charge is less than 5%
Amber	Constant blinking every 3 seconds	Battery charge is less than 15%



## Tips

You can make the most of your R12-Series Companion Keyboard by following these tips:

- Use only the cable provided to charge your keyboard.
- You can use the keyboard while it's charging (when the charging cable is used).
- To prolong the keyboard battery life, recharge the keyboard when you see a low battery indicator light (amber blinking every one or three seconds).
- To put the keyboard in Airplane mode, press **Fn+Esc**. To wake the tablet from this mode, press **Fn+Esc** again.
- To put the keyboard in storage mode (which is useful if you won't be using the keyboard for an extended amount of time), press **B+H+U+F10** simultaneously for two seconds. To wake the keyboard from this mode, you'll need to apply power to the keyboard either by attaching it to the back of the tablet or by plugging in the charging cable.

## Troubleshooting

The R12-Series Companion Keyboard has been thoroughly tested for performance and quality, but occasionally issues can still occur. If the recommended solutions in this section don't resolve your issue, contact Motion Computing Support: <http://www.motioncomputing.com/us/support>.

- Ensure that your keyboard and Tablet PC are fully charged.
- Ensure that the keyboard and Tablet PC are paired (See "Step 2: Pair the keyboard" on page 5 for complete pairing instructions.)
- If you're running Windows 7, ensure that you have enabled the keyboard in Motion Dashboard (See "Step 2: Pair the keyboard" on page 5).
- If you're running Windows 8.1, ensure that you have enabled the keyboard in Motion Tablet Center (See "Step 2: Pair the keyboard" on page 5).
- Ensure that your keyboard and Tablet PC are no more than 30 inches away from each other.

**Important Product Information  
Safety and Regulatory Compliance  
Limited Warranty**

**Informations importantes sur le produit  
Respect des normes de sécurité et des réglementations  
Garantie limitée**

**Wichtige Produktinformationen  
Sicherheits- und Vorschriftseinhaltungserklärung  
Eingeschränkte Garantie**

**Información importante del producto  
Conformidad normativa y de seguridad  
Garantía limitada  
Informações importantes sobre o produto**

**Conformidade regulatória e de segurança  
Garantia limitada**

# English

This document contains regulatory, precautionary, and recycling information for the Motion R12-Series Companion Keyboard model RKB00. To avoid injury, read this document and understand its contents before you use the keyboard. Keep this document nearby, so you can refer to it later.

The Motion R12-Series Companion Keyboard model RKB001 is marketed and/or known as the R12-Series Companion Keyboard.

For the most up-to-date detailed operating instructions and safety information, see <http://www.motioncomputing.com/us/support/userdocs>.

## Specifications

	On (Operating)	Off (Storage)
Temperature	5–35° C	-20–60° C
Humidity	0–90% RH (non-condensating)	0–90% RH (non-condensating)
Altitude	Sea level 0-15,000 ft.	
Power rating	Input:5V (USB), 48mA	

## Product safety information

Motion R12-Series Companion Keyboards are designed to optimize safety and minimize strain. However, to further reduce the risk of injury or damage to the unit, you should observe certain precautions.

## Mounting and installation disclaimer

Motion Computing shall not be liable under any theory of liability (including, without limitation, contract, tort, or statutory law) for any loss, damage, personal injury, or other damage of any nature (including, without limitation, direct, special, incidental, or consequential damages) arising directly or indirectly as a result of improper or inappropriate placement, installation, or use of its products or any other application. Without limiting the foregoing, Motion specifically disclaims any responsibility for the placement, use, or installation of its products not consistent with (i) the original manufacturer's or governmental or regulatory specifications and recommendations for the environment where the products will be placed, used, or installed, (ii) Motion written product instruction sheets, or (iii) workmanship standards.

## Basic personal safety precautions

Do not attempt to service the Companion Keyboard or its components yourself. Perform only those service procedures for which Motion provides special instructions, for example, installing a peripheral device.

## Companion Keyboard disposal

- Do not dispose of the Companion Keyboard with general waste.

- If you cannot locate a disposal site, contact your reseller or Motion Computing for assistance in locating a disposal site near your locale.

## Regulatory and safety compliance

The following sections describe regulatory and safety compliance by country and by region.

**Note:** To determine which regulatory and safety marks apply to a specific product, component, or accessory, check the product label affixed to the product and/or its components.

## Federal Communications Commission notice (USA)

Electromagnetic Interference (EMI) is any electromagnetic disturbance that interrupts, obstructs, or otherwise degrades or limits the effective performance of electronics or electrical equipment. These emissions can potentially disrupt, degrade, or otherwise interfere with authorized electronic emissions, which may include television, AM/FM broadcasts, cellular services, radar, air-traffic control, and pagers.

The FCC Rules and Regulations have established Radio Frequency (RF) emission limits to provide an interference-free RF spectrum. Many electronic devices, including computers, generate RF energy incidental to their intended function and are, therefore, covered by these rules.

## Unintentional Emitter per FCC Part 15

The rating label on the R12-Series Companion Keyboard and all accessories show which class (A or B) these devices fall into. Once you determine the class of the device, refer to the following corresponding statement and to the FCC notices in this Safety and Regulatory Guide.

**Class A** is a digital device that is marketed for use in a commercial, industrial, or business environment, exclusive of a device that is marketed for use by the general public or is intended to be used in the home.

**Class B** is a digital device that is marketed for use in a residential environment notwithstanding use in commercial, business, and industrial environments. Examples of such devices include, but are not limited to, personal computers, calculators, and similar electronic devices that are marketed for use by the general public. This device complies with Part 15 of the Federal Communications Commission (FCC) Rules. Operation is subject to the following two conditions:

- This device may not cause harmful interference.
- This device must accept any interference received, including interference that may cause undesired operation.

**Class A Equipment:** This equipment has been tested and found to comply with the limits for a Class A digital device, pursuant to part 15 of the FCC Rules. These limits are designed to provide reasonable protection against harmful interference when the equipment is operated in a residential environment. This equipment generates, uses, and can radiate radio frequency energy and, if not installed and used in accordance with the manufacturer's

instruction manual, may cause interference with radio communications. Operation of this equipment in a residential area is likely to cause harmful interference, in which case you will be required to correct the interference at your own expense.

**Class B Equipment:** This equipment has been tested and found to comply with the limits for a Class B digital device, pursuant to part 15 of the FCC Rules. These limits are designed to provide reasonable protection against harmful interference when the equipment is operated in a residential environment. This equipment generates, uses, and can radiate radio frequency energy and, if not installed and used in accordance with the manufacturer's instruction manual, may cause interference with radio communications. However, there is no guarantee that interference will not occur in a particular installation. If this equipment does cause harmful interference to radio or television reception, which can be determined by turning the equipment off and on, you are encouraged to try to correct the interference by one or more of the following measures:

- Reorient or relocate the receiving antenna.
- Increase the separation between the equipment and the receiver.
- Connect the equipment into an outlet on a circuit different from that to which the receiver is connected.
- Consult the dealer or an experienced radio/television technician for help.

The following information is provided on the device or devices covered in this document in compliance with FCC regulations:

Motion R12- Series Companion Keyboard Model Number: RKB00

**Company name:** Motion Computing, Incorporated  
8601 Ranch Road 2222, Bldg 2  
Austin, TX 78730  
Telephone: 512-637-1100  
Fax: (512) 637-1199

**Manufacturer name:**

Compal Digital Technology (Kun Shan) Co., Ltd  
No.9, Second Avenue, A Zone,  
Kunshan Comprehensive Free Trade Zone, Kunshan,  
Jiangsu, China  
Telephone: 86-512-57352222  
Fax: 86-512-55212188

**Intentional Emitter per FCC Part 15**

Embedded in your R12-Series Companion Keyboard are various Radio Frequency (RF) wireless communication devices. It may contain one or more radio-type devices that operate in the following band:

- 2400–2496 GHz band

All radio-type devices embedded in your keyboard have met all the qualifications for use under FCC regulations and guidelines.

**Airplane Mode**

To put the keyboard into airplane mode, please hit FN+ESC to turn off the keyboard. The LED will blink Amber for one second to let you know the keyboard is turned off.

**Modifications**

The FCC requires that you be notified that any changes or modifications made to this device that are not expressly approved by Motion Computing, Inc. may void your authority to operate the equipment.

**Cables**

Connections to this Companion Keyboard must be made only with shielded cables. This reduces possible interference with radio communications and complies with FCC Rules and Regulations for this EMC classification.

**IC Notice (Canada Only)**

IC:4587A-HMRKB001

Connections to this Companion Keyboard must be made only with shielded cables. This reduces possible interference with radio communications and complies with FCC Rules and Regulations for this EMC classification.

**Unintentional Emitter per ICES-003**

Motion Computing Companion Keyboards are classified by the Industry Canada (IC) Interference-Causing Equipment Standard #3 (ICES-003) as Class B digital devices.

This Class B (or Class A, if so indicated on the registration label) digital apparatus meets the requirements of the Canadian Interference-Causing Equipment Regulations.

Cet appareil numérique de la Classe B (ou Classe A, si ainsi indiqué sur l'étiquette d'enregistrement) respecte toutes les exigences du Règlement sur le Matériel Brouilleur du Canada.

**Intentional Emitter per RSS 210**

Embedded in your Companion Keyboard are various Radio Frequency (RF) wireless communication devices. It may contain one or more radio-type devices that operate in the following band:

- 2400–2496 MHz band

All radio-type devices embedded in your Companion Keyboard comply with RSS 210 and RSS-102 standards of Industry Canada. Operation of this wireless communication device is subject to the following two conditions:

- This device may not cause harmful interference.

This device must accept any interference received, including interference that may cause undesired operation.

L'utilisation de ce dispositif est autorisée seulement aux conditions suivantes: (1) il ne doit pas produire de brouillage et (2) l'utilisateur du dispositif doit être prêt à accepter tout brouillage radioélectrique reçu, même si ce brouillage est susceptible de compromettre le fonctionnement du dispositif.

The term "IC" before the equipment certification number only signifies that the Industry Canada technical specifications were met.

This equipment complies with Industry Canada Radio Frequency Electromagnetic Signal (RF) exposure limits set forth for an uncontrolled environment of portable transmission.

The (Conformité Européenne) symbol found on the R12-Series Companion Keyboard indicates compliance to the EMC Directive and the Low Voltage Directive of the European Union. This means that the Companion Keyboard meets the following technical standards:

- EN 55022 (CISPR22) – Limits and Methods of Measurement of Radio Interference Characteristics of Information Technology Equipment
- EN 55024 (CISPR24) (IEC 61000 4-2, 4-3, 4-3, 4-5, 4-6, 4-8, 4-11) – Information Technology Equipment-Immunity Characteristics – Limits and Methods of Measurement

This product is in compliance with Directive 2011/65/EU of the European Parliament and of the Council set into force in June 2011. This Directive set into force procedures regarding the restriction of the use of certain substances in electric and electrical equipment (ROHS).

This product is in compliance with Directive 2012/19/EU of the European Parliament and of the Council set into force in July 2012. This Directive set into force procedures regarding the Waste of Electrical and Electronic Equipment (WEEE). Motion Computing Incorporated is a participant in the "Take Back" program established in the WEEE Directive and assumes full responsibility for the disposal take back of its products.

### CE Intentional Emitter

The CE mark shown here is a device ID that means the product complies with the essential requirements of the R&TTE Directive 1999/5/EC with essential test suites.

Embedded in your Companion Keyboard are various Radio Frequency (RF) wireless communication devices. It may contain one or more radio-type devices that operate in the following band:

- 2400–2496 MHz band

All radio-type devices embedded in your Companion Keyboard comply with standards:

- ETSI EN300 328-2 – Electromagnetic compatibility and radio spectrum matters (ERM).

Motion Computing Holding Company, Inc.  
65 Avenue de Colmar  
92500 Rueil Malmaison  
France



### Australia/New Zealand statements

All Motion Companion Keyboards comply with the Australia/New Zealand Regulatory Authorities.

- AS/NZS 60950.1:2011 (EN60950-1 /IEC60950-1:2006+A11:2009) – Safety of Information Technology Equipment
- AS/NZS 3548 Class B (EN55022/CISPR22) – Limits and Methods of Measurement of Radio Interference characteristics of Information Technology Equipment
- AS/NZS 4251.2 (EN55024/CISPR24) – Limits and Methods of Measurement of Immunity characteristics of Information Technology Equipment
- AS/NZS 4268 (EN300-328-2) – Electromagnetic Compatibility and Radio Spectrum Matters (ERM).

## Trademarks

Motion Computing, Inc. has made every effort to identify trademarked properties and owners on this page. All brands and product names used in this document are for identification purposes only and may be trademarks or registered trademarks of their respective companies.

Motion and Motion Computing are registered trademarks of Motion Computing, Inc. in the USA and other countries.

The Motion Computing products and services may be covered by one or more patent-protected inventions. Additional patents may also be pending. For more information, see: [www.motioncomputing.com/us/legal/patents](http://www.motioncomputing.com/us/legal/patents).

## Limited Warranty (Outside Australia)

This Limited Warranty applies to the Motion-branded hardware products sold by or leased from Motion Computing, Inc., its worldwide subsidiaries, affiliates, authorized resellers, or country distributors (collectively referred to in this Limited Warranty as "Motion") with this Limited Warranty ("Motion Product").

These terms and conditions constitute the complete and exclusive warranty agreement between you and Motion regarding the Motion Product you have purchased or leased. These terms and conditions supersede any prior agreements or representations, including representations made in Motion sales literature or advice given to you by Motion or an agent or employee of Motion that may have been made in connection with your purchase or lease of the Motion Product. No change to the conditions of this Limited Warranty is valid unless it is made in writing and signed by an authorized representative of Motion.

## Warranty disclaimer

EXCEPT AS EXPRESSLY SET FORTH IN THIS LIMITED WARRANTY AND TO THE GREATEST EXTENT ALLOWED BY LAW, MOTION MAKES NO OTHER REPRESENTATIONS, WARRANTIES OR CONDITIONS, EXPRESS OR IMPLIED, INCLUDING ANY IMPLIED REPRESENTATIONS, WARRANTIES OR CONDITIONS OF MERCHANTABILITY, FITNESS FOR A PARTICULAR PURPOSE, NON-INFRINGEMENT, AND NON-INTERFERENCE. MOTION DOES NOT WARRANT THAT YOUR USE OF THE MOTION PRODUCT WILL BE UNINTERRUPTED OR ERROR-FREE. ANY IMPLIED WARRANTIES THAT MAY BE IMPOSED BY LAW ARE LIMITED IN DURATION TO THE LIMITED WARRANTY PERIOD, TO THE GREATEST EXTENT ALLOWED BY LAW. SOME STATES OR COUNTRIES DO NOT ALLOW A LIMITATION ON HOW LONG AN IMPLIED WARRANTY LASTS OR THE EXCLUSION OR LIMITATION OF INCIDENTAL OR CONSEQUENTIAL DAMAGES FOR CONSUMER PRODUCTS. IN SUCH STATES OR COUNTRIES, SOME EXCLUSIONS OR LIMITATIONS OF THIS LIMITED WARRANTY MAY NOT APPLY TO YOU.

## Warranty period

The warranty period for this Motion Product is one (1) year from the date of purchase or longer if you have an extended warranty. The Limited Warranty Period starts on the date of purchase or lease from Motion. Your dated

sales or delivery receipt, showing the date of the purchase or lease of the product, is your proof of the purchase or release date. You may be required to provide proof of purchase or lease as a condition of receiving warranty service.

## Warranty coverage

Motion warrants that the Motion Product and all the internal components of the product that you have purchased or leased from Motion are free from defects in materials or workmanship under normal use during the Limited Warranty Period. You are entitled to warranty service according to the terms and conditions of this document if a repair to your Motion Product is required within the Limited Warranty Period. This Limited Warranty extends only to the original purchaser or lessee of this Motion Product and is not transferable to anyone who obtains ownership or use of the Motion Product from the original purchaser or lessee.

## Repair or replacement

Motion products are manufactured using new materials or new and used materials equivalent to new in performance and reliability. Spare parts may be new or equivalent to new. Spare parts are warranted to be free from defects in material or workmanship for thirty (30) days or for the remainder of the Limited Warranty Period of the Motion Product in which they are installed, whichever is longer.

During the Limited Warranty Period, Motion will repair or replace the defective component parts or the Motion Product. All component parts or hardware products removed under this Limited Warranty become the property of Motion. The replacement part or product takes on either the Limited Warranty status of the removed part or product or the thirty (30) day limited warranty of the spare part. In the unlikely event that your Motion Product has a recurring failure, Motion, at its discretion, may elect to provide you with a replacement unit of Motion's choosing that is at least equivalent to your Motion Product in hardware performance. Motion reserves the right to elect, at its sole discretion, to give you a refund of your purchase price or lease payments (less interest) instead of a replacement. THIS IS YOUR EXCLUSIVE REMEDY FOR DEFECTIVE PRODUCTS. HOWEVER, YOU MAY ALSO HAVE OTHER RIGHTS THAT MAY VARY FROM STATE TO STATE OR FROM COUNTRY TO COUNTRY.

## Warranty exclusions

This Limited Warranty does not extend to:

- a. Expendable parts;
- b. Any product from which the serial number has been removed or altered;
- c. Cosmetic damage or ordinary wear and tear;
- d. Damage or non-functionality that results from (i) failure to follow the instructions that came with the product; (ii) accident, misuse, abuse, or other external causes; (iii) operation outside the usage parameters stated in the then current user documentation for the product; or (iv) use of parts not manufactured or sold by Motion; or
- e. Damage or non-functionality due to modifications or service by anyone other than (i) Motion, (ii) a Motion authorized service provider, or (iii) your own installation

of end-user replaceable Motion or Motion-approved parts.

## Limitation of liability

IF YOUR MOTION PRODUCT FAILS TO WORK AS WARRANTED ABOVE, YOUR SOLE AND EXCLUSIVE REMEDY SHALL BE REPAIR OR REPLACEMENT. MOTION'S MAXIMUM LIABILITY UNDER THIS LIMITED WARRANTY OR RELATED IN ANY WAY TO THE MOTION PRODUCT IS EXPRESSLY LIMITED TO THE LESSER OF THE PRICE YOU HAVE PAID FOR THE PRODUCT OR THE COST OF REPAIR OR REPLACEMENT OF ANY HARDWARE COMPONENTS THAT MALFUNCTION IN CONDITIONS OF NORMAL USE.

MOTION SHALL NOT BE LIABLE FOR ANY DAMAGES CAUSED BY THE PRODUCT OR THE COST OF REPAIR OR REPLACEMENT OF ANY HARDWARE COMPONENTS THAT MALFUNCTION IN CONDITIONS OF NORMAL USE.

MOTION SHALL NOT BE LIABLE FOR ANY DAMAGES CAUSED BY THE PRODUCT OR THE FAILURE OF THE PRODUCT TO PERFORM, INCLUDING ANY LOST PROFITS OR SAVINGS OR SPECIAL, INCIDENTAL, OR CONSEQUENTIAL DAMAGES. MOTION SHALL NOT BE LIABLE FOR ANY CLAIM MADE BY A THIRD PARTY OR MADE BY YOU FOR A THIRD PARTY.

THIS LIMITATION OF LIABILITY APPLIES WHETHER DAMAGES ARE SOUGHT, OR A CLAIM MADE, UNDER THIS LIMITED WARRANTY OR AS A TORT CLAIM (INCLUDING NEGLIGENCE AND STRICT PRODUCT LIABILITY), A CONTRACT CLAIM, OR ANY OTHER CLAIM. THIS LIMITATION OF LIABILITY CANNOT BE WAIVED OR AMENDED BY ANY PERSON. THIS LIMITATION OF LIABILITY WILL BE EFFECTIVE EVEN IF MOTION KNEW OR SHOULD HAVE KNOWN OF THE POSSIBILITY OF ANY SUCH DAMAGES. THIS LIMITATION OF LIABILITY, HOWEVER, WILL NOT APPLY TO CLAIMS FOR PERSONAL INJURY. THIS LIMITED WARRANTY GIVES YOU SPECIFIC LEGAL RIGHTS. YOU MAY ALSO HAVE OTHER RIGHTS THAT MAY VARY FROM STATE TO STATE OR FROM COUNTRY TO COUNTRY. YOU ARE ADVISED TO CONSULT APPLICABLE STATE OR COUNTRY LAWS FOR A FULL DETERMINATION OF YOUR RIGHTS.

## Warranty transfer to another country

Motion is not responsible for any handling fees, tariffs, or import duties that may be incurred in transferring the Products. Products and software may be covered by export controls issued by the United States or other governments.

## Australia

The Australian Competition and Consumer Act (2010) (including the "Australian Consumer Law") as well as other laws in Australia ("Mandatory Laws") guarantee certain conditions, warranties and undertakings, and give you other legal rights, in relation to the quality and fitness for purpose of Motion Computing consumer products sold in Australia.

In Australia, our goods come with guarantees that cannot be excluded under the Australian Consumer Law. You are entitled to a replacement or refund for a major failure and compensation for any other reasonably foreseeable loss or damage. You are also entitled to have the goods repaired or replaced if the goods fail to be of acceptable quality and

the failure does not amount to a major failure. What constitutes a major failure is set out in the Australian Consumer Law.

Nothing in this Warranty purports to modify or exclude the conditions, warranties and undertakings, and other legal rights, under the Australian Consumer Law, and other laws. This Warranty gives you additional protection for your Motion consumer product, and identifies a preferred approach to resolving warranty claims which will be quickest and simplest for all parties, subject to the exclusions terms and conditions below.

This Limited Warranty applies to the Motion-branded hardware products sold by or leased from Motion Computing, Inc., its worldwide subsidiaries, affiliates, authorised resellers, or country distributors in Australia with this Limited Warranty ("Motion Product"). This Limited Warranty is provided by Motion Computing, Inc. ("Motion") of 8601 RR 2222, Building 2, Austin, Texas 78730, USA (Phone: 1-866-322-9783 option 9). These terms and conditions constitute the complete and exclusive Limited Warranty agreement between you and Motion regarding the Motion Product you have purchased or leased. No change to the conditions of this Limited Warranty is valid unless it is made in writing and signed by an authorised representative of Motion.

## Warranty period

The period during which this Warranty is in effect will depend upon the Motion Product to which it relates. In all cases the commencement date for the period is the actual day of purchase, as reflected on the authorised reseller's or distributor's invoice / receipt provided to you. The period during which each Motion Product is the subject of this Warranty is identified in the table below ('Limited Warranty Period').

Motion CL-Series Tablet PCs	1 year
Other Motion Tablet PCs (R12-Series, F5-Series, and C5-Series)	3 years
Motion C5/F5-Series and CL-Series Mobile Docks with Key lock and Motion R12-Series Secure Mobile Dock	3 years
Tilt and Rotate Mount	3 years
Vehicle Mounting Kit (Including Tilt & Rotate Mount and Vehicle Dashboard Bracket)	3 years
Wall Mount Bracket	3 years
R12-Series Companion Keyboard	1 year
Docking Stations (all other)	1 year
Rugged Digitizer Pen	1 year
Protective Carrying Cases and Portfolios	90 days
Additional Batteries	1 year
Additional Digitizer Pens	90 days
Keyboards (USB and Bluetooth)	90 days

C5/F5-Series EasyConnect Adapter Products	90 days
Auto/Air Adapters	1 year
Battery Chargers	90 days
AC Power Packs	90 days
Protective Display Film (all products)	30 days

## Warranty coverage

Motion warrants that the Motion Product and all the internal components of the Motion Product are of acceptable quality and free from defects in materials or workmanship under normal use during the Limited Warranty Period. If you consider that the Motion Product which you have purchased is not of acceptable quality, has a defect, or is otherwise not compliant with the conditions, warranties, undertakings, and legal rights given to you under Australian Law (for example, it appears faulty, or does not work at all or properly), you can make a claim under this Warranty. To the extent permitted by the Mandatory Laws, this Limited Warranty extends only to the original purchaser or lessee of this Motion Product and is not transferable to anyone who obtains ownership or use of the Motion Product from the original purchaser or lessee.

## Repair or replacement

If, following receipt of a claim under this Warranty, Motion or its agent determine that your claim in respect of a Motion Product is valid (having regard to the terms of this Warranty), and:

- (a) if the goods can be repaired and the failure to comply with the warranty is not a major failure, Motion or its agent may either repair the Motion Product, or pay you for the cost of a repair of the Motion Product, or replace the Motion Product with the same or similar product, or provide you with a refund for the Motion Product, depending upon what is reasonable in the circumstances and at no cost to you. Goods presented for repair may be replaced by refurbished goods of the same type rather than being repaired. Refurbished parts may be used to repair the goods; or.
- (b) if the goods cannot be repaired or the failure to comply with the Warranty is a major failure, (i) you may reject the goods and by so doing elect to receive either a refund for the Motion Product or a replacement of the Motion Product with the same or similar product or (ii) by action against Motion, require Motion to pay you compensation for any reduction in the value of the goods or lease payments (less interest) below the price paid or payable by you for the goods

If Motion provides you with either a replacement or refund or if you reject the goods, you immediately transfer ownership in the original Motion Product or part to Motion. Any such resolution by Motion of a claim under this Warranty by you does not otherwise detract from any other statutory rights which you might have in the circumstances, including your right to monetary compensation for a valid claim. If, following receipt of a claim under this Warranty, Motion or its agent determine that your claim in respect of a Motion Product is invalid,

Motion may charge you for any labour, parts or transport costs incurred by Motion or its agent in assessing your claim.

## Software and data

YOU SHOULD MAKE PERIODIC BACKUP COPIES OF THE DATA STORED ON YOUR HARD DRIVE OR OTHER STORAGE DEVICES AS A PRECAUTION AGAINST POSSIBLE FAILURES, ALTERATION, OR LOSS OF THE DATA. BEFORE RETURNING ANY UNIT FOR SERVICE, BE SURE TO BACK UP DATA AND REMOVE ANY CONFIDENTIAL, PROPRIETARY, OR PERSONAL INFORMATION. THIS LIMITED WARRANTY DOES NOT EXTEND TO DAMAGE TO, LOSS OF, OR DISCLOSURE OF ANY PROGRAMS, DATA, OR REMOVABLE STORAGE MEDIA, OR THE RESTORATION OR REINSTALLATION OF ANY PROGRAMS OR DATA OTHER THAN SOFTWARE INSTALLED BY MOTION WHEN THE PRODUCT IS MANUFACTURED

## Warranty exclusions

This section identifies what is excluded under this Warranty.

For the avoidance of any doubt, any and all warranties or conditions which are not guaranteed under Mandatory Laws and which are not expressly included in this Warranty as additional warranties or conditions are excluded.

This Warranty does not warrant uninterrupted or error-free operation of the Motion Product, which is affected by system configuration, software, applications your data and operator control of the system, among other factors. Though the Motion Product is considered to be compatible with many systems, it is your responsibility to determine compatibility and integration with other products or systems.

This Warranty does not apply to non-Motion hardware products or non-Motion software products which are not incorporated into Motion Products or, in the case of software, pre-loaded onto the Motion Product at the time of sale, even if packaged or sold with Motion hardware.

### **This warranty does not cover:**

- any Motion Product from which the serial number has been removed or altered;
- normal wear and tear, natural performance degradation (e.g. reduced battery life), or service costs in replacing and maintaining expendable/ consumable parts which have ceased working through normal wear and tear;
- cosmetic damage such as to the exterior finish;
- minor imperfections within design specification that do not materially alter functionality;
- damage or non-functionality that results from (i) failure to follow the instructions that came with the product; (ii) accident, misuse, abuse, or other external causes; (iii) operation outside the usage parameters stated in the then current user documentation for the product; or (iv) use of parts not manufactured or sold by Motion
- damage or non-functionality due to modifications or service by anyone other than (i) Motion, (ii) a Motion authorised service provider, or (iii) your own installation of end-user replaceable Motion or Motion-approved parts; or
- loss caused by fire, water (liquid spillage or ingress), theft, vermin or insect infestation.

## Limitation of liability

Except as otherwise provided in this Warranty, if Motion becomes liable to you under this Warranty or pursuant to any Mandatory Laws, that liability is limited to the maximum extent permitted by law, including without limitation, s 64A of Schedule 2 of the Australian Consumer Law. To the extent that Motion is legally entitled to avail itself of such limitation, Motion's liability is limited to, at the election of Motion in its absolute discretion, either:

- (a) in the case of goods:
  - (i) the replacement of the goods;
  - (ii) the payment of the cost of replacing the goods; and
- (b) in the case of services:
  - (i) the supplying of the services again;
  - (ii) the payment of the cost of having the services supplied again.

## Software Technical Support

Software technical support is defined as assistance with questions and issues about the software that was either preinstalled by Motion on the Motion Product or that was included with the Motion branded product at the time of your purchase or lease of the product. Technical support for software is available under this Limited Warranty for the duration of your warranty period. Your dated sales or delivery receipt, showing the date of purchase or lease of the product, is your proof of the purchase or lease date. You may be required to provide proof of purchase or lease as a condition of receiving software technical support. After the first ninety (90) days, technical support for software that was either preinstalled by Motion on the Motion Product or included with the Motion Product at the time of your purchase or lease of the product is available for a fee.

## What you need to do to be entitled to claim under this Limited Warranty:

1. Provide proof or purchase or lease. (Your dated sales or delivery receipt, showing the date of purchase or lease of the product, is your proof of the purchase or lease date.)
2. Be the original purchaser or lessee of this Motion Product.
3. Submit your claim to your local distributor or reseller without undue delay after detection of the defect and in any event within the Limited Warranty Period. Cabling and power cord precautions.

## How to make a claim under this Limited Warranty:

1. Contact your local distributor or reseller and provide your contact information, such as phone number, email address and other information (such as serial number or fault description). You may also contact Motion directly at [www.motioncomputing.com/support](http://www.motioncomputing.com/support).
2. If Motion determines that you have a valid claim under this Limited Warranty, Motion or its authorised representatives will repair, replace or refund the Motion Product at Motion's sole discretion and in accordance with this Limited Warranty.
3. Except as set out in this Warranty, Motion will bear the expense of a valid claim under brought under this



Warranty. If you wish to claim expenses under this Limited Warranty, contact your local distributor or reseller.

The information in this publication is subject to change without notice. MOTION COMPUTING, INC. SHALL NOT BE HELD LIABLE FOR TECHNICAL OR EDITORIAL ERRORS OR OMISSIONS CONTAINED HEREIN NOR FOR ACCIDENTAL OR CONSEQUENTIAL DAMAGES RESULTING FROM THE FURNISHING, PERFORMANCE, OR USE OF THIS MATERIAL.

Copyright © 2014 Motion Computing, Inc. All rights reserved. Motion Computing and Motion are registered trademarks of Motion Computing, Inc. in the United States and other countries. All other trademarks are properties of their respective owners.

PN 024-02-0478-A00