






RF Exposure Evaluation

FCC ID : Q3N-WR30
IC : 5121A-WR30
APPLICANT : CIPHERLAB CO., LTD.
Product: : BT Barcode Scanner
Model No.: : WR30
Brand Name: : 
FCC Rule Part(s): : Part 2.1093 (Portable)
IC Standard: : RSS 102 (issue5)
Test Date: : May 9, 2023

Reviewed By : 

(Paddy Chen)

Approved By : 

(Chenz Ker)



The test results relate only to the samples tested.

The test results shown in the test report are traceable to the national/international standards through the calibration of the equipment and evaluated measurement uncertainty herein.


The test report shall not be reproduced except in full without the written approval of MRT Technology (Taiwan) Co., Ltd.

Revision History

Report No.	Version	Description	Issue Date	Note
2303TWD701-U5	1.0	Original Report	2023-05-19	

1. PRODUCT INFORMATION

1.1. Equipment Description

Product Name	BT Barcode Scanner
Model No.	WR30
Brand Name	
Bluetooth Specification	Bluetooth: V5.1
Modulation Type	BLE: GFSK
Data Rate	1Mbps / 2Mbps
Accessory	
Power Adapter	MFR: CWT Model No: 2AEA010BC3D Input: AC 100-240V~0.35A, 50-60Hz Output: DC 5V, 2.0A

1.2. Antenna Description

No.	Brand	Part No.	Antenna Type	Peak Gain
1	Amphenol	RingScanner_BT Antenna_FPC_Amphenol	PIFA	-0.15dBi

2. RF Exposure Evaluation

2.1. FCC Limits

According to FCC KDB 447498 D04V01 - SAR-Based Exemption

This method shall only be used at separation distances from 0.5 cm to 40 cm and at frequencies from 0.3 GHz to 6 GHz (inclusive). P_{th} is given by Formula .

$$P_{th} \text{ (mW)} = \begin{cases} ERP_{20 \text{ cm}} (d/20 \text{ cm})^x & d \leq 20 \text{ cm} \\ ERP_{20 \text{ cm}} & 20 \text{ cm} < d \leq 40 \text{ cm} \end{cases}$$

where

$$x = -\log_{10} \left(\frac{60}{ERP_{20 \text{ cm}} \sqrt{f}} \right)$$

and f is in GHz, d is the separation distance (cm), and $ERP_{20 \text{ cm}}$ is per Formula.

$$P_{th} \text{ (mW)} = ERP_{20 \text{ cm}} \text{ (mW)} = \begin{cases} 2040f & 0.3 \text{ GHz} \leq f < 1.5 \text{ GHz} \\ 3060 & 1.5 \text{ GHz} \leq f \leq 6 \text{ GHz} \end{cases}$$

The example values shown as below are for illustration only.

Example Power Thresholds (mW)

Frequency (MHz)	Distance (mm)										
	5	10	15	20	25	30	35	40	45	50	
300	39	65	88	110	129	148	166	184	201	217	
450	22	44	67	89	112	135	158	180	203	226	
835	9	25	44	66	90	116	145	175	207	240	
1900	3	12	26	44	66	92	122	157	195	236	
2450	3	10	22	38	59	83	111	143	179	219	
3600	2	8	18	32	49	71	96	125	158	195	
5800	1	6	14	25	40	58	80	106	136	169	

Note: when 10-g extremity SAR applies, SAR test exemption may be considered by applying a factor of 2.5 to the SAR-based exemption thresholds.

2.2. IC Limits

Output power level shall be the higher of the maximum conducted or equivalent isotropically radiated power (e.i.r.p.) source-based, time-averaged output power. For controlled use devices where the 8 W/kg for 1 gram of tissue applies, the exemption limits for routine evaluation in Table 1 are multiplied by a factor of 5. For limb-worn devices where the 10 gram value applies, the exemption limits for routine evaluation in Table 1 are multiplied by a factor of 2.5. If the operating frequency of the device is between two frequencies located in Table 1, linear interpolation shall be applied for the applicable separation distance. For test separation distance less than 5 mm, the exemption limits for a separation distance of 5 mm can be applied to determine if a routine evaluation is required.

Frequency (MHz)	Exemption Limits (mW)				
	At separation distance of ≤ 5 mm	At separation distance of 10 mm	At separation distance of 15 mm	At separation distance of 20 mm	At separation distance of 25 mm
300	71 mW	101 mW	132 mW	162 mW	193 mW
450	52 mW	70 mW	88 mW	106 mW	123 mW
835	17 mW	30 mW	42 mW	55 mW	67 mW
1900	7 mW	10 mW	18 mW	34 mW	60 mW
2450	4 mW	7 mW	15 mW	30 mW	52 mW
3500	2 mW	6 mW	16 mW	32 mW	55 mW
5800	1 mW	6 mW	15 mW	27 mW	41 mW
Frequency (MHz)	At separation distance of 30 mm	At separation distance of 35 mm	At separation distance of 40 mm	At separation distance of 45 mm	At separation distance of ≥ 50 mm
≤ 300	223 mW	254 mW	284 mW	315 mW	345 mW
450	141 mW	159 mW	177 mW	195 mW	213 mW
835	80 mW	92 mW	105 mW	117 mW	130 mW
1900	99 mW	153 mW	225 mW	316 mW	431 mW
2450	83 mW	123 mW	173 mW	235 mW	309 mW
3500	86 mW	124 mW	170 mW	225 mW	290 mW
5800	56 mW	71 mW	85 mW	97 mW	106 mW

Table 1: SAR evaluation – Exemption limits for routine evaluation based on frequency and separation distance.

2.3. Test Result of RF Exposure Evaluation

Mode	Frequency Band (MHz)	Output Power (dBm)	Output Power (mW)	Antenna Gain (dBi)	EIRP (mW)	FCC Extremity SAR Test Exclusion Threshold (mW)	IC Extremity SAR Test Exclusion Threshold (mW)
BLE 5.0	2402 ~ 2480	7.66	5.83	-0.15	5.64	7.5	10

So, this device can complies the SAR test exclusion.

_____ The End _____