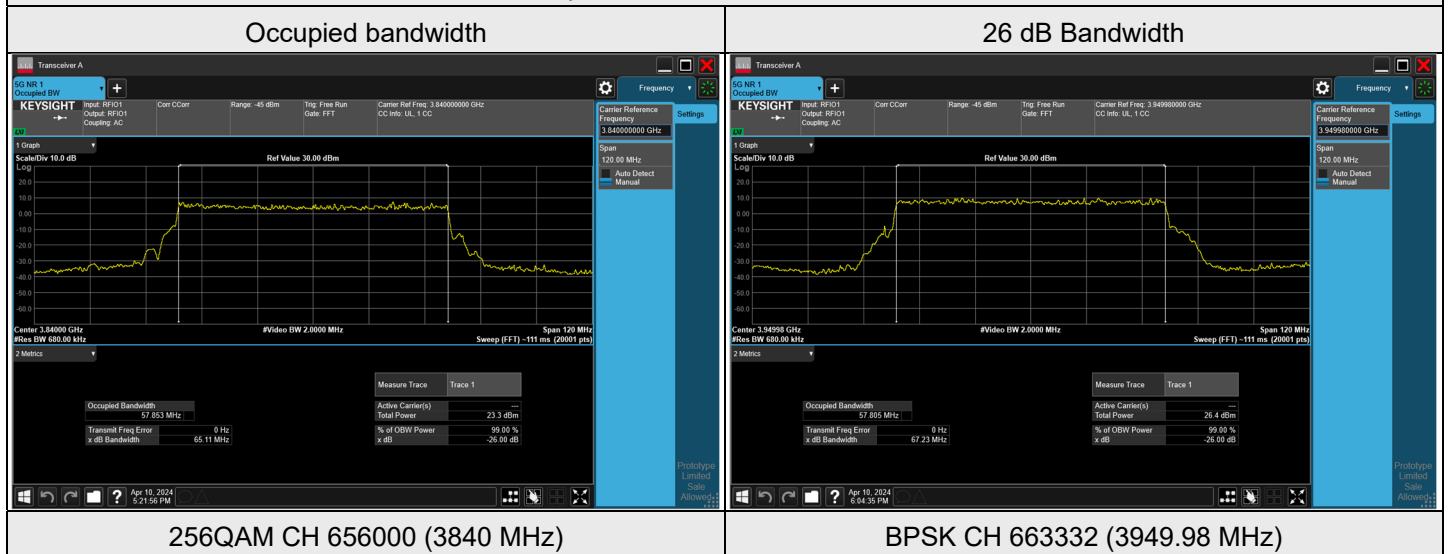




NR n77 SCS 30 kHz (3.7 GHz ~ 3.98 GHz) - MIMO-Ant 7, Channel Bandwidth: 60 MHz

Modulation	Channel	Frequency (MHz)	Occupied Bandwidth (MHz)	26 dB Bandwidth (MHz)
BPSK	648668	3730.02	57.581	60.33
BPSK	656000	3840	57.673	60.34
BPSK	663332	3949.98	57.805	67.23
QPSK	648668	3730.02	57.697	62.95
QPSK	656000	3840	57.750	63.41
QPSK	663332	3949.98	57.818	63.28
16QAM	648668	3730.02	57.759	65.97
16QAM	656000	3840	57.794	63.28
16QAM	663332	3949.98	57.736	63.09
64QAM	648668	3730.02	57.641	60.32
64QAM	656000	3840	57.722	62.47
64QAM	663332	3949.98	57.676	61.66
256QAM	648668	3730.02	57.689	64.14
256QAM	656000	3840	57.853	65.11
256QAM	663332	3949.98	57.685	60.47

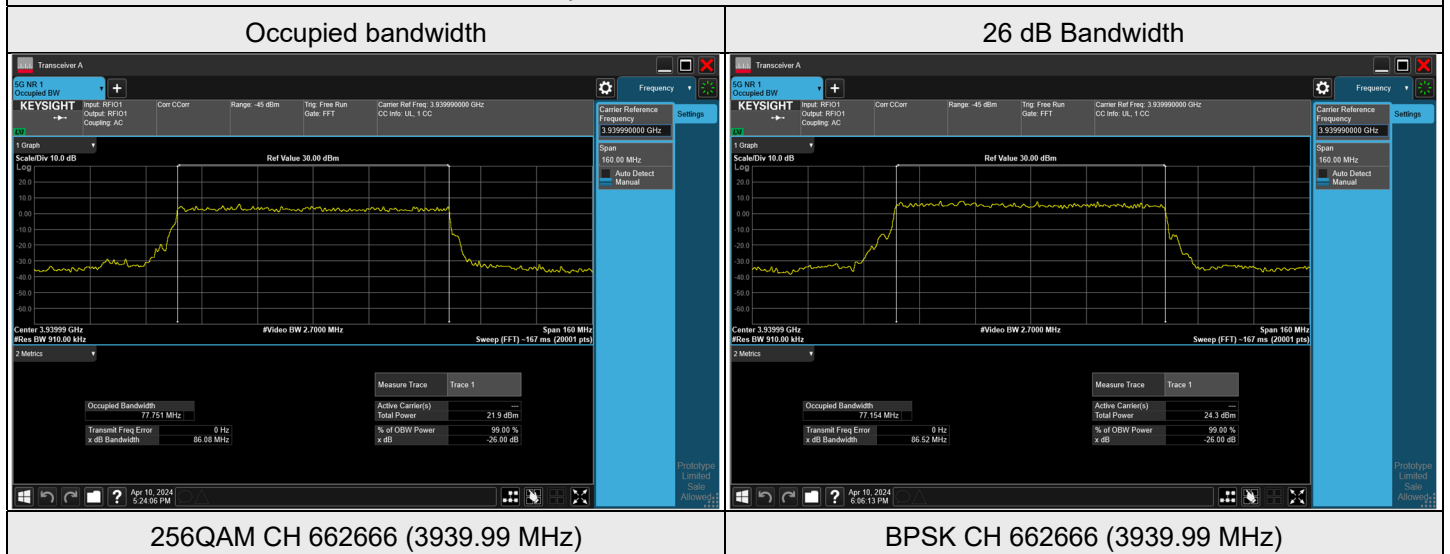
Spectrum Plot of Worst Value



NR n77 SCS 30 kHz (3.7 GHz ~ 3.98 GHz) - MIMO-Ant 7, Channel Bandwidth: 80 MHz

Modulation	Channel	Frequency (MHz)	Occupied Bandwidth (MHz)	26 dB Bandwidth (MHz)
BPSK	649334	3740.01	76.979	81.23
BPSK	656000	3840	77.062	82.40
BPSK	662666	3939.99	77.154	86.52
QPSK	649334	3740.01	77.302	85.61
QPSK	656000	3840	77.189	80.32
QPSK	662666	3939.99	77.303	86.08
16QAM	649334	3740.01	77.185	80.51
16QAM	656000	3840	77.286	82.09
16QAM	662666	3939.99	77.316	84.43
64QAM	649334	3740.01	77.238	83.16
64QAM	656000	3840	77.331	81.35
64QAM	662666	3939.99	77.237	80.72
256QAM	649334	3740.01	77.523	84.35
256QAM	656000	3840	77.570	85.81
256QAM	662666	3939.99	77.751	86.08

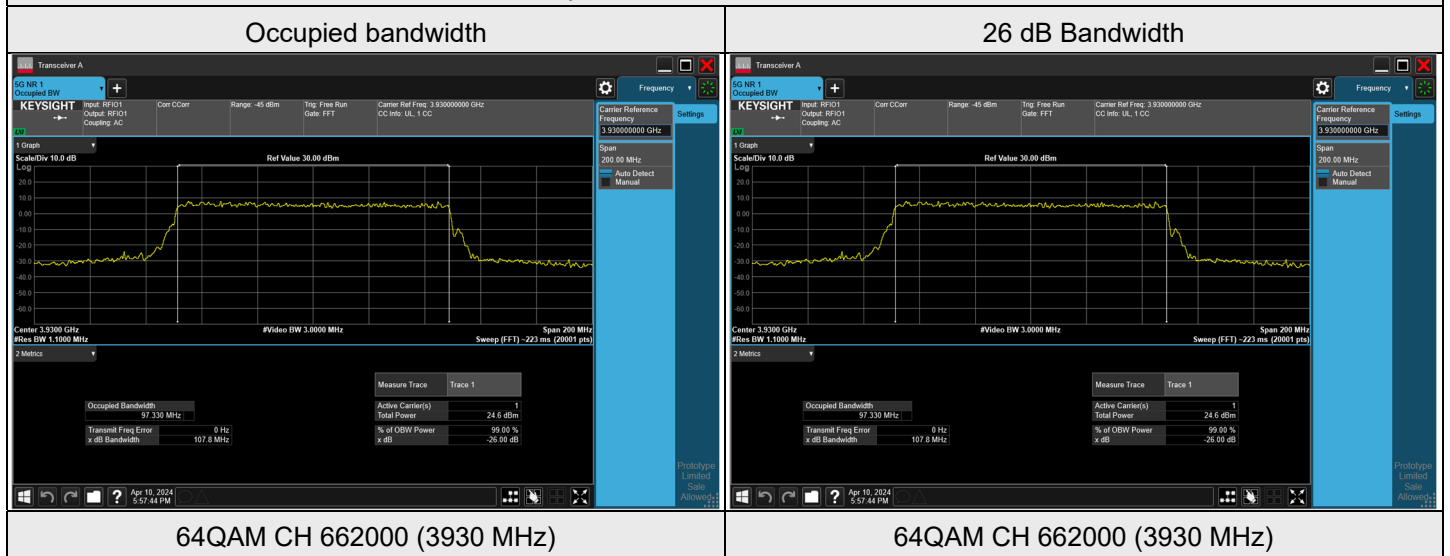
Spectrum Plot of Worst Value



NR n77 SCS 30 kHz (3.7 GHz ~ 3.98 GHz) - MIMO-Ant 7, Channel Bandwidth: 100 MHz

Modulation	Channel	Frequency (MHz)	Occupied Bandwidth (MHz)	26 dB Bandwidth (MHz)
BPSK	650000	3750	96.308	100.6
BPSK	656000	3840	96.409	101.0
BPSK	662000	3930	96.528	102.0
QPSK	650000	3750	97.049	103.5
QPSK	656000	3840	97.163	104.1
QPSK	662000	3930	97.120	104.3
16QAM	650000	3750	97.163	103.2
16QAM	656000	3840	97.083	102.7
16QAM	662000	3930	97.164	104.1
64QAM	650000	3750	97.140	106.8
64QAM	656000	3840	97.322	107.0
64QAM	662000	3930	97.330	107.8
256QAM	650000	3750	97.186	103.2
256QAM	656000	3840	97.187	103.4
256QAM	662000	3930	97.242	105.8

Spectrum Plot of Worst Value

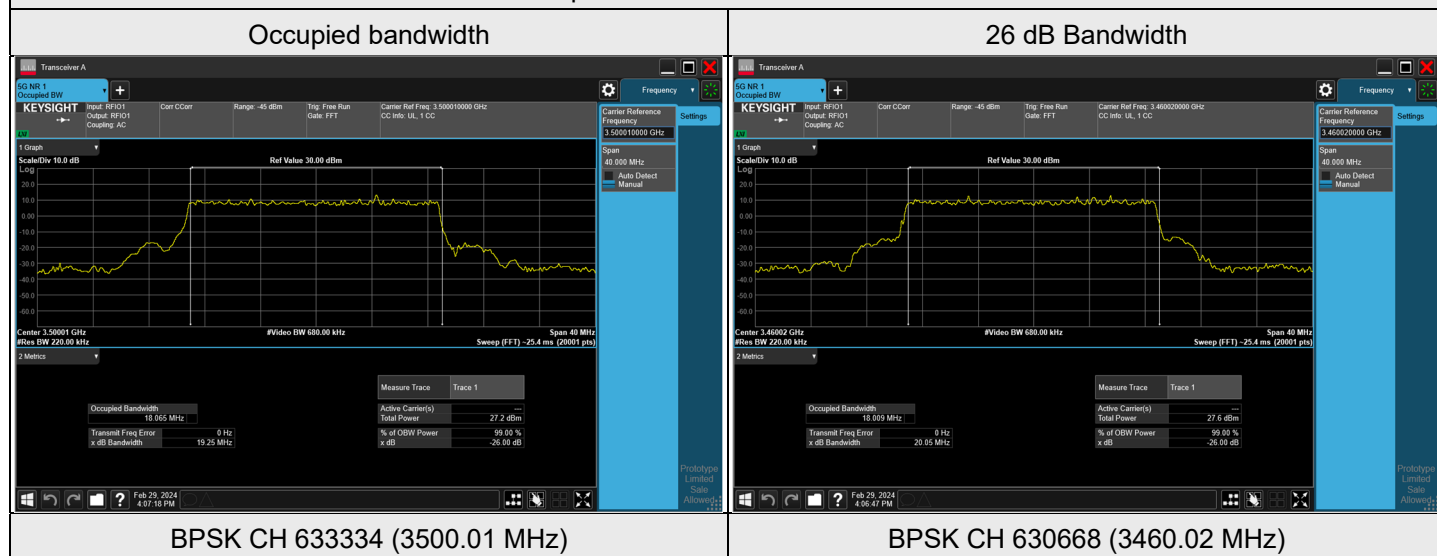


7.4.14 NR n78 SCS 30 kHz (3.45 GHz ~ 3.55 GHz)

NR n78 SCS 30 kHz (3.45 GHz ~ 3.55 GHz) - Ant 5, Channel Bandwidth: 20 MHz

Modulation	Channel	Frequency (MHz)	Occupied Bandwidth (MHz)	26 dB Bandwidth (MHz)
BPSK	630668	3460.02	18.009	20.05
BPSK	633334	3500.01	18.065	19.25
BPSK	636000	3540	18.001	18.99

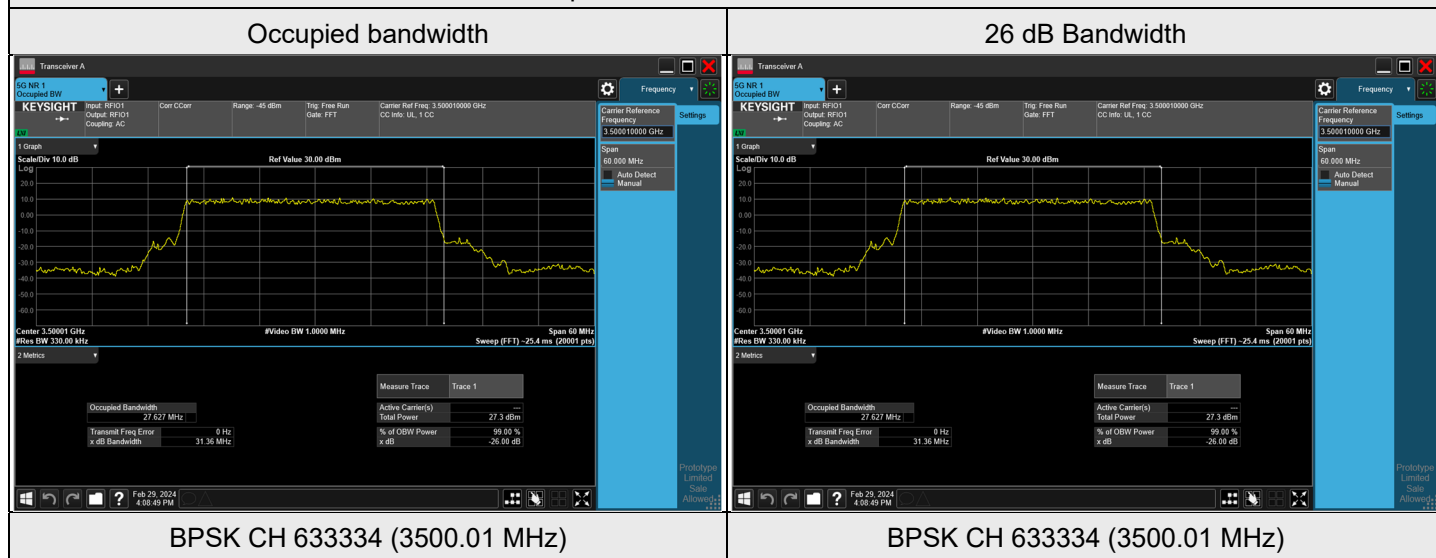
Spectrum Plot of Worst Value



NR n78 SCS 30 kHz (3.45 GHz ~ 3.55 GHz) - Ant 5, Channel Bandwidth: 30 MHz

Modulation	Channel	Frequency (MHz)	Occupied Bandwidth (MHz)	26 dB Bandwidth (MHz)
BPSK	631000	3465	27.582	28.60
BPSK	633334	3500.01	27.627	31.36
BPSK	635666	3534.99	27.608	28.69

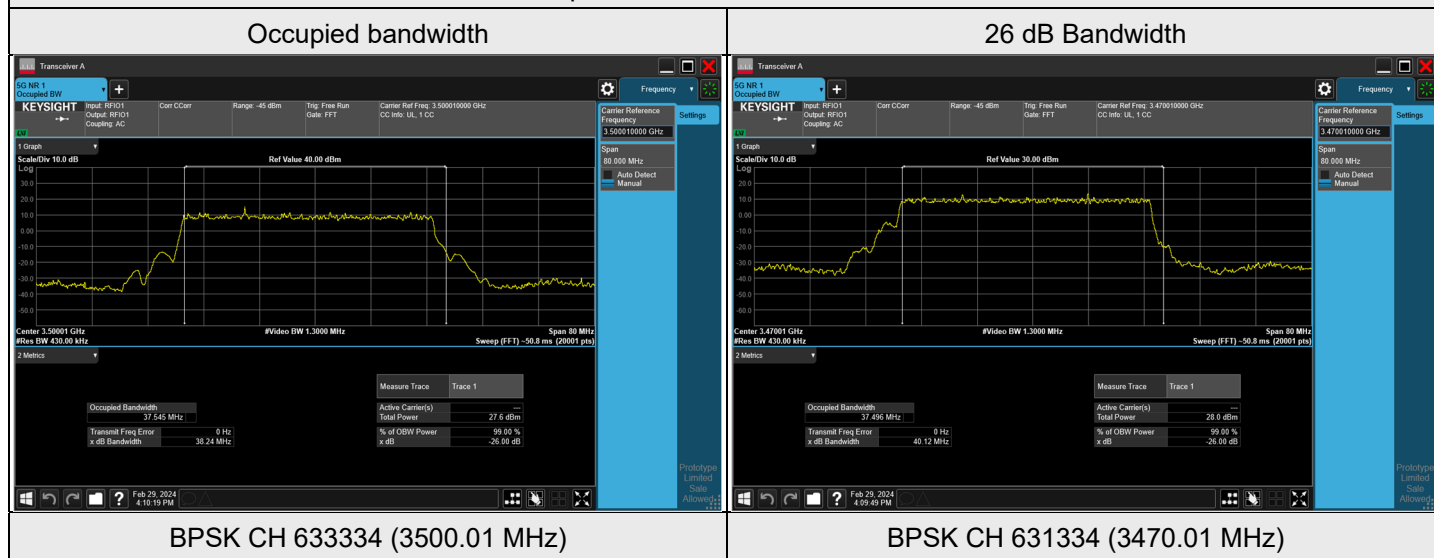
Spectrum Plot of Worst Value



NR n78 SCS 30 kHz (3.45 GHz ~ 3.55 GHz) - Ant 5, Channel Bandwidth: 40 MHz

Modulation	Channel	Frequency (MHz)	Occupied Bandwidth (MHz)	26 dB Bandwidth (MHz)
BPSK	631334	3470.01	37.496	40.12
BPSK	633334	3500.01	37.545	38.24
BPSK	635332	3529.98	37.411	37.54

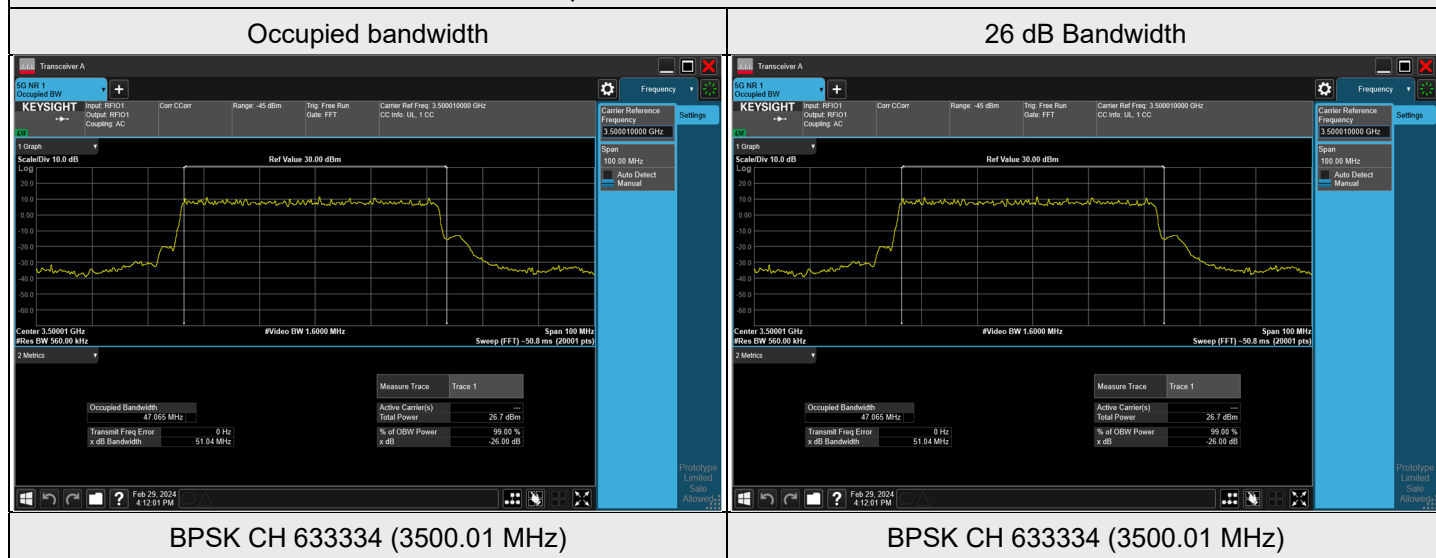
Spectrum Plot of Worst Value



NR n78 SCS 30 kHz (3.45 GHz ~ 3.55 GHz) - Ant 5, Channel Bandwidth: 50 MHz

Modulation	Channel	Frequency (MHz)	Occupied Bandwidth (MHz)	26 dB Bandwidth (MHz)
BPSK	631668	3475.02	47.022	48.37
BPSK	633334	3500.01	47.065	51.04
BPSK	635000	3525	47.022	47.97

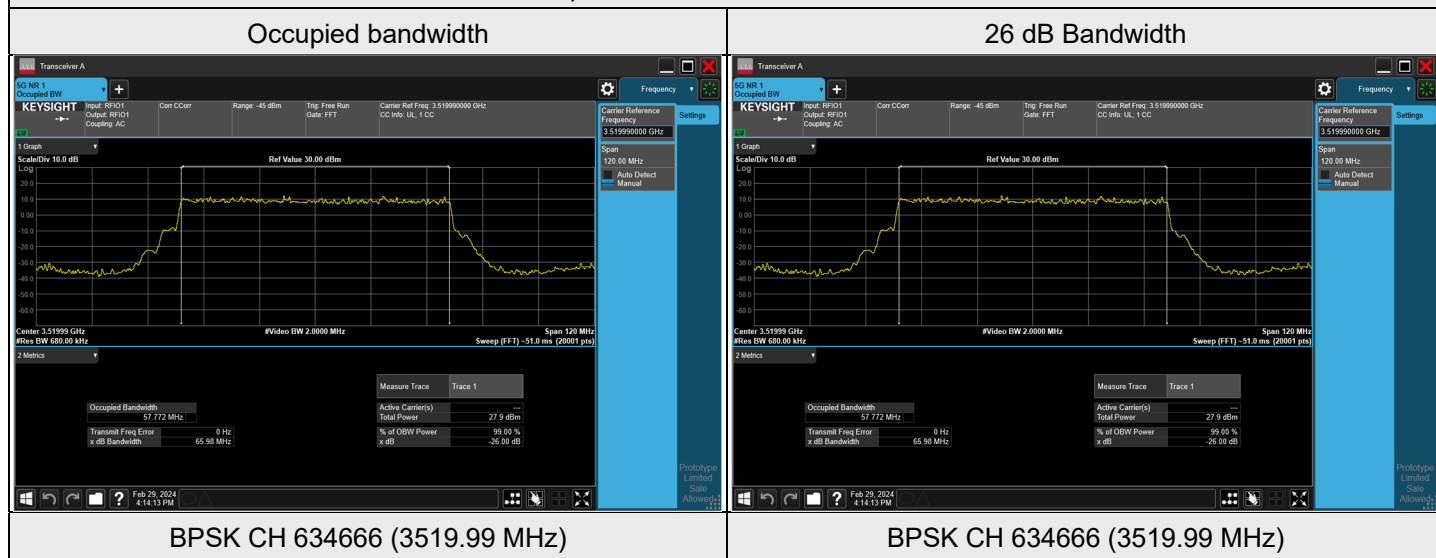
Spectrum Plot of Worst Value



NR n78 SCS 30 kHz (3.45 GHz ~ 3.55 GHz) - Ant 5, Channel Bandwidth: 60 MHz

Modulation	Channel	Frequency (MHz)	Occupied Bandwidth (MHz)	26 dB Bandwidth (MHz)
BPSK	632000	3480	57.627	60.54
BPSK	633334	3500.01	57.699	60.29
BPSK	634666	3519.99	57.772	65.98

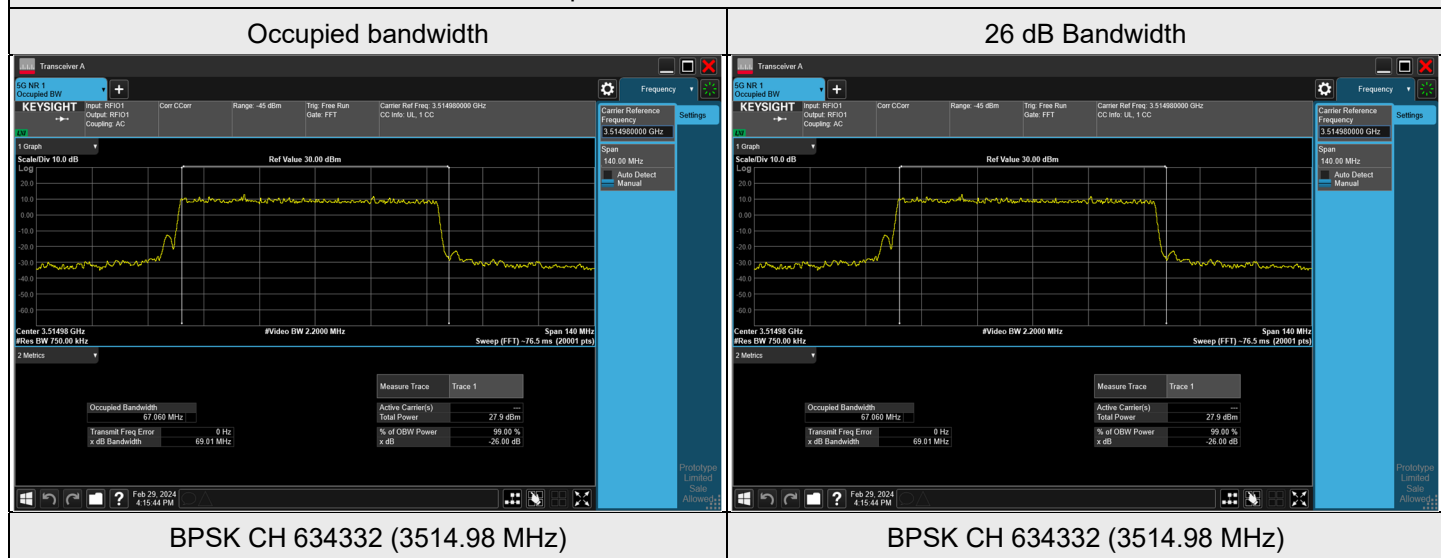
Spectrum Plot of Worst Value



NR n78 SCS 30 kHz (3.45 GHz ~ 3.55 GHz) - Ant 5, Channel Bandwidth: 70 MHz

Modulation	Channel	Frequency (MHz)	Occupied Bandwidth (MHz)	26 dB Bandwidth (MHz)
BPSK	632334	3485.01	66.600	66.84
BPSK	633334	3500.01	66.880	66.91
BPSK	634332	3514.98	67.060	69.01

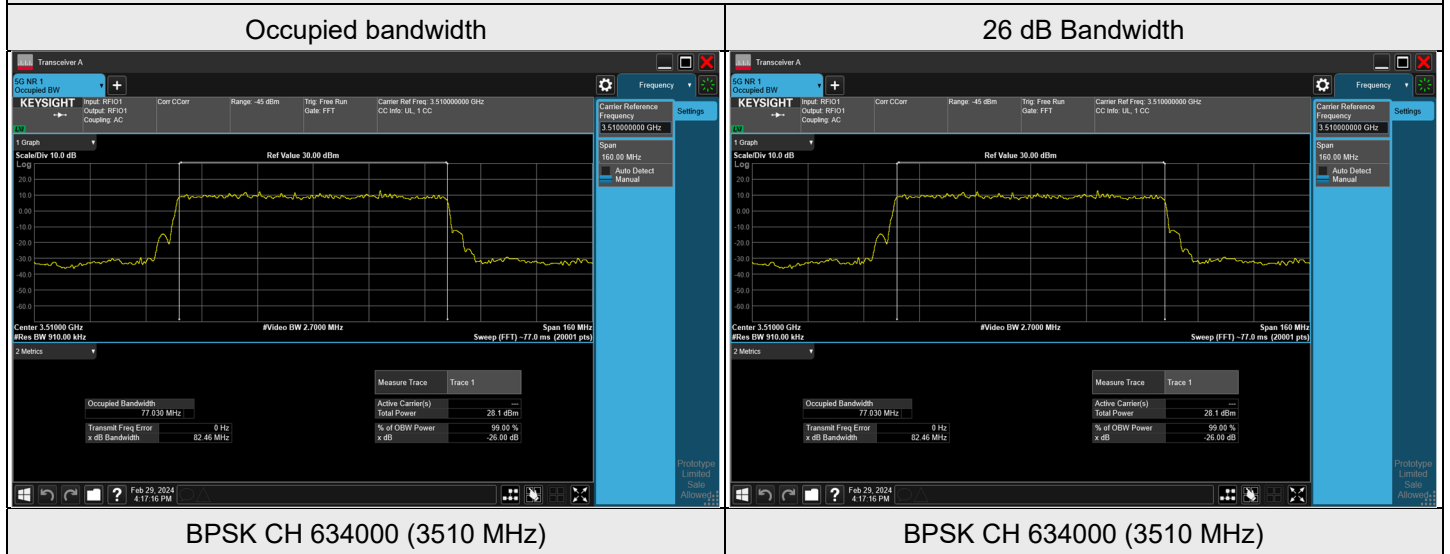
Spectrum Plot of Worst Value



NR n78 SCS 30 kHz (3.45 GHz ~ 3.55 GHz) - Ant 5, Channel Bandwidth: 80 MHz

Modulation	Channel	Frequency (MHz)	Occupied Bandwidth (MHz)	26 dB Bandwidth (MHz)
BPSK	632668	3490.02	76.932	81.37
BPSK	633334	3500.01	76.979	80.34
BPSK	634000	3510	77.030	82.46

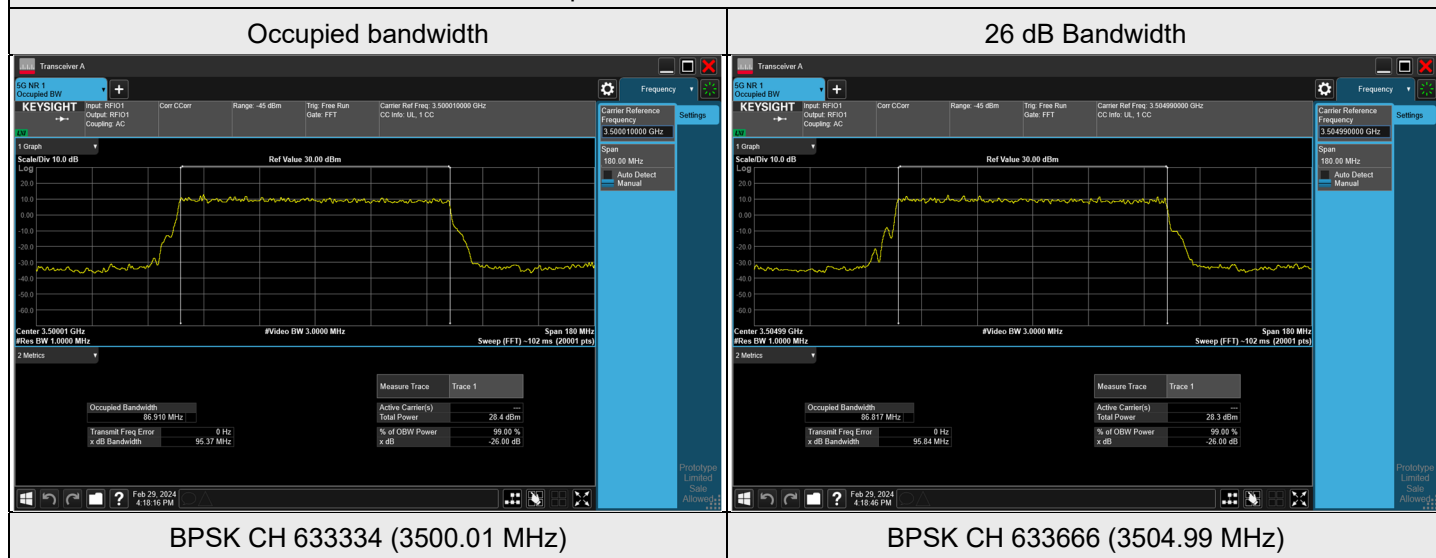
Spectrum Plot of Worst Value



NR n78 SCS 30 kHz (3.45 GHz ~ 3.55 GHz) - Ant 5, Channel Bandwidth: 90 MHz

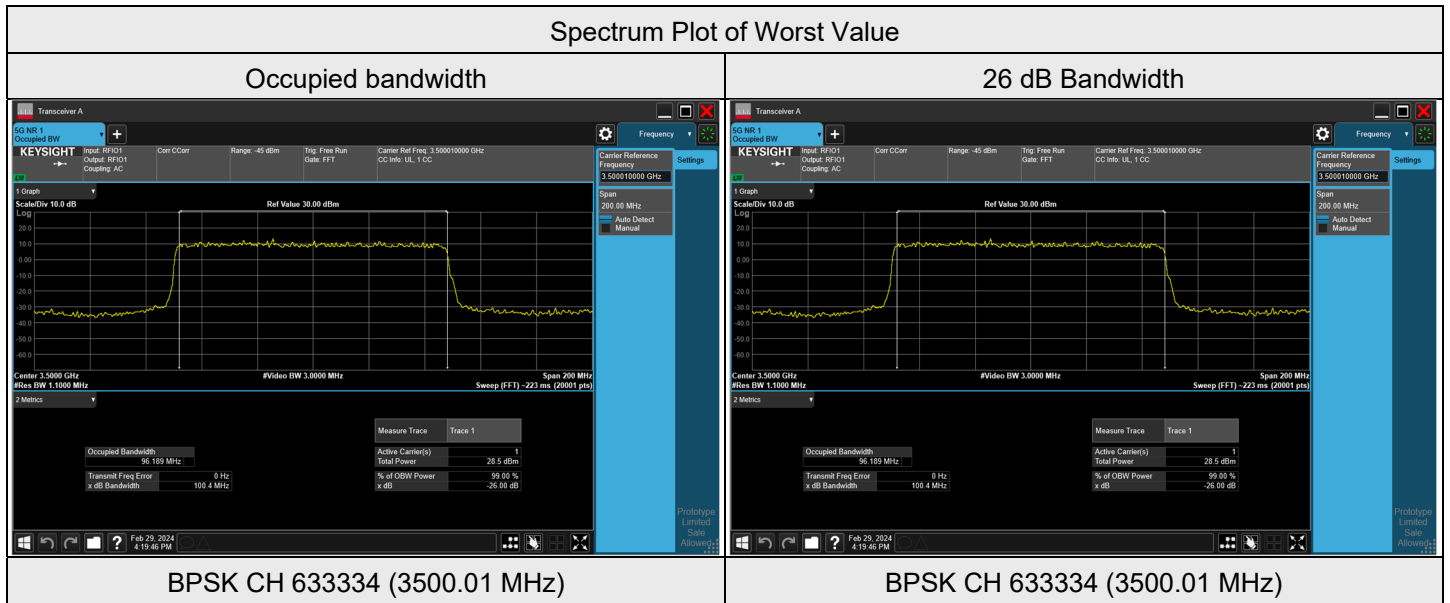
Modulation	Channel	Frequency (MHz)	Occupied Bandwidth (MHz)	26 dB Bandwidth (MHz)
BPSK	633000	3495	86.839	93.25
BPSK	633334	3500.01	86.910	95.37
BPSK	633666	3504.99	86.817	95.84

Spectrum Plot of Worst Value



NR n78 SCS 30 kHz (3.45 GHz ~ 3.55 GHz) - Ant 5, Channel Bandwidth: 100 MHz

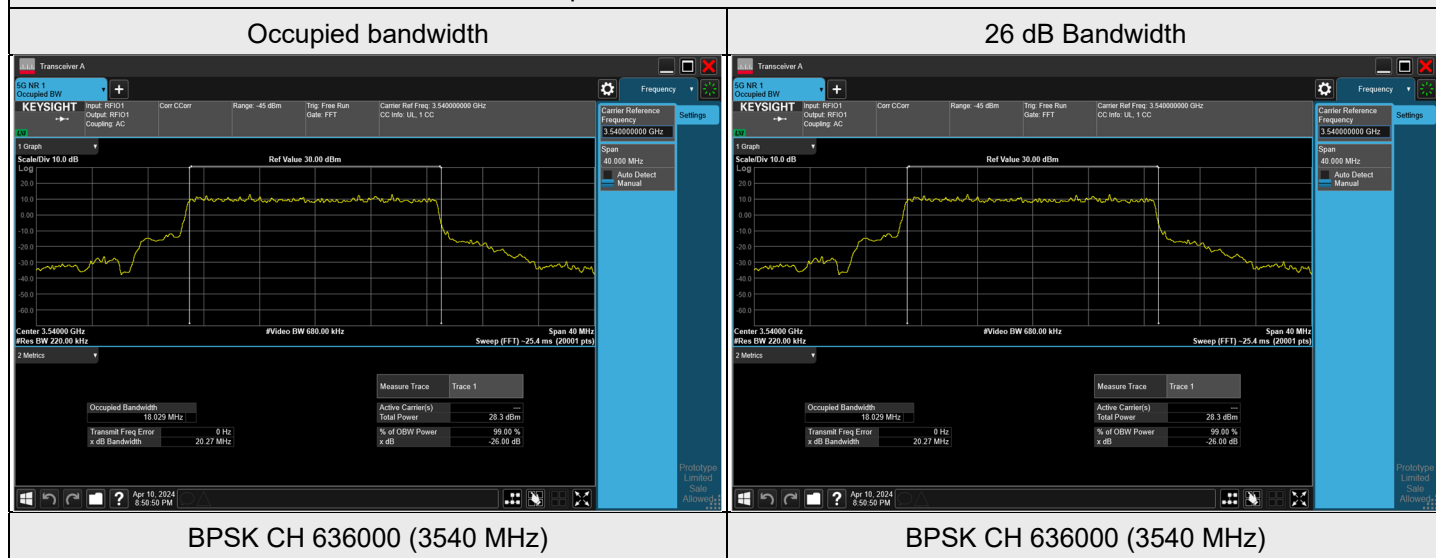
Modulation	Channel	Frequency (MHz)	Occupied Bandwidth (MHz)	26 dB Bandwidth (MHz)
BPSK	633334	3500.01	96.189	100.4



NR n78 SCS 30 kHz (3.45 GHz ~ 3.55 GHz) - Ant 7, Channel Bandwidth: 20 MHz

Modulation	Channel	Frequency (MHz)	Occupied Bandwidth (MHz)	26 dB Bandwidth (MHz)
BPSK	630668	3460.02	18.001	19.37
BPSK	633334	3500.01	18.001	19.77
BPSK	636000	3540	18.029	20.27

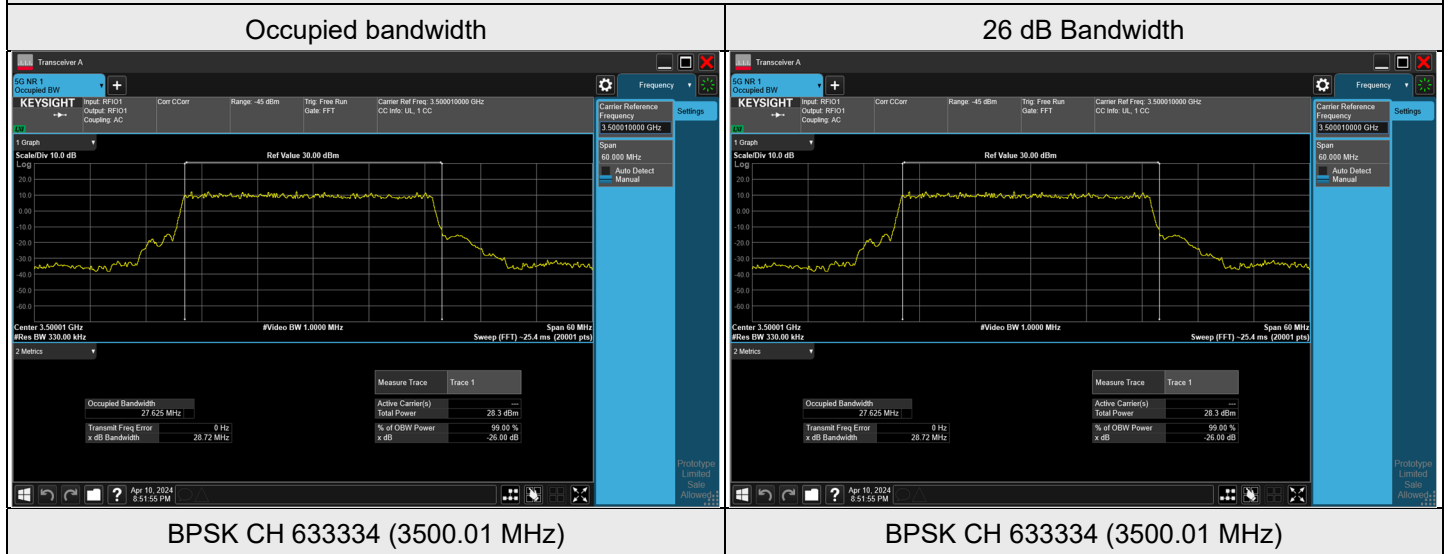
Spectrum Plot of Worst Value



NR n78 SCS 30 kHz (3.45 GHz ~ 3.55 GHz) - Ant 7, Channel Bandwidth: 30 MHz

Modulation	Channel	Frequency (MHz)	Occupied Bandwidth (MHz)	26 dB Bandwidth (MHz)
BPSK	631000	3465	27.566	28.65
BPSK	633334	3500.01	27.625	28.72
BPSK	635666	3534.99	27.607	28.72

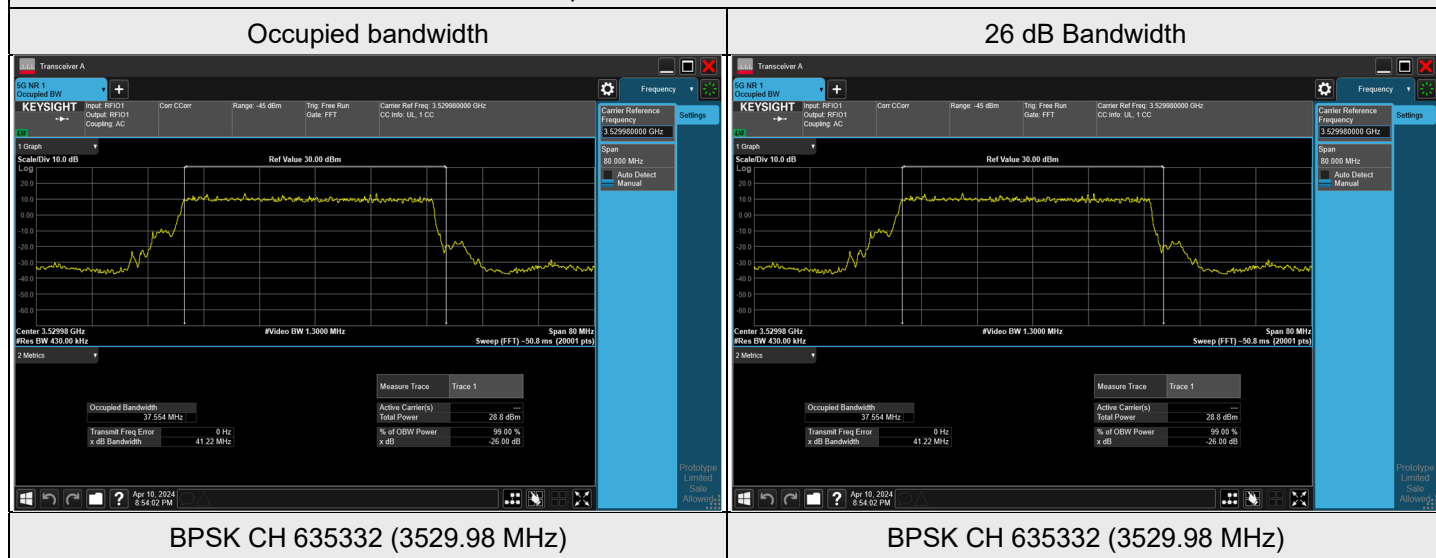
Spectrum Plot of Worst Value



NR n78 SCS 30 kHz (3.45 GHz ~ 3.55 GHz) - Ant 7, Channel Bandwidth: 40 MHz

Modulation	Channel	Frequency (MHz)	Occupied Bandwidth (MHz)	26 dB Bandwidth (MHz)
BPSK	631334	3470.01	37.449	38.64
BPSK	633334	3500.01	37.539	40.65
BPSK	635332	3529.98	37.554	41.22

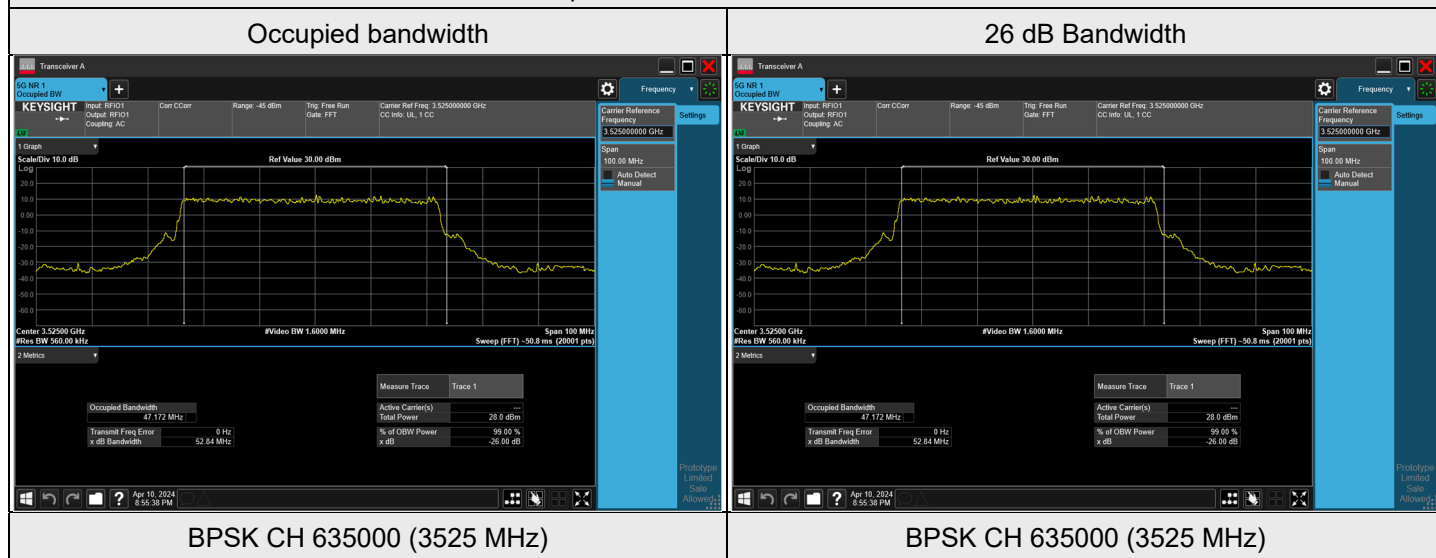
Spectrum Plot of Worst Value



NR n78 SCS 30 kHz (3.45 GHz ~ 3.55 GHz) - Ant 7, Channel Bandwidth: 50 MHz

Modulation	Channel	Frequency (MHz)	Occupied Bandwidth (MHz)	26 dB Bandwidth (MHz)
BPSK	631668	3475.02	46.971	50.46
BPSK	633334	3500.01	47.065	51.18
BPSK	635000	3525	47.172	52.84

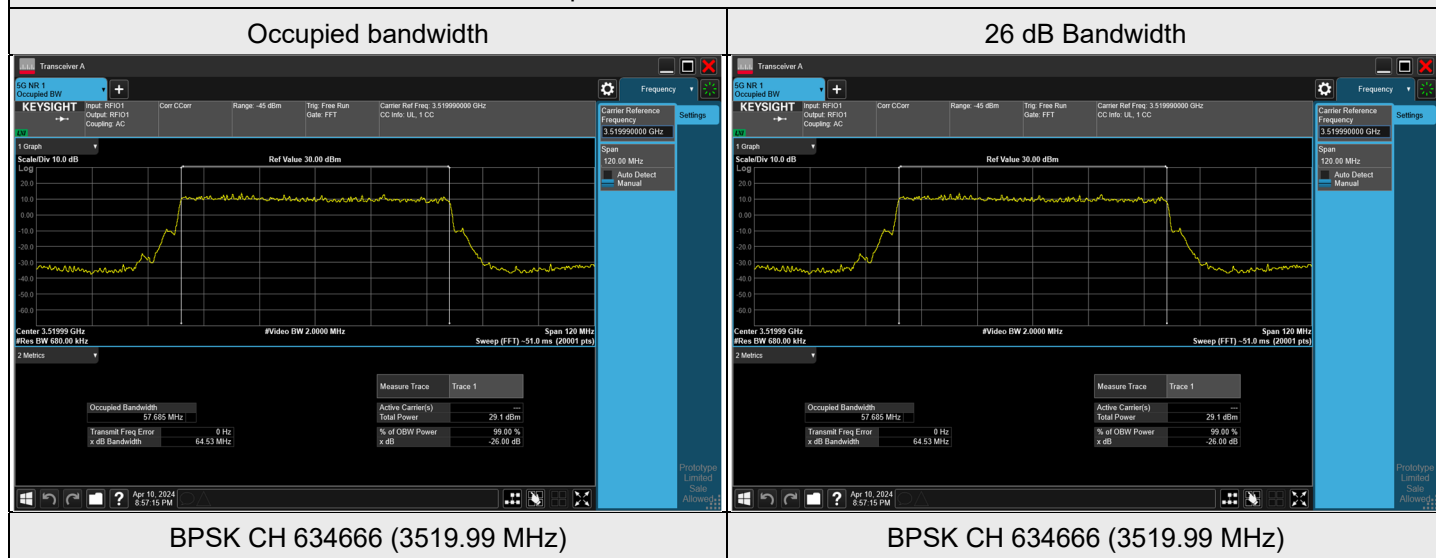
Spectrum Plot of Worst Value



NR n78 SCS 30 kHz (3.45 GHz ~ 3.55 GHz) - Ant 7, Channel Bandwidth: 60 MHz

Modulation	Channel	Frequency (MHz)	Occupied Bandwidth (MHz)	26 dB Bandwidth (MHz)
BPSK	632000	3480	57.660	61.40
BPSK	633334	3500.01	57.601	60.26
BPSK	634666	3519.99	57.685	64.53

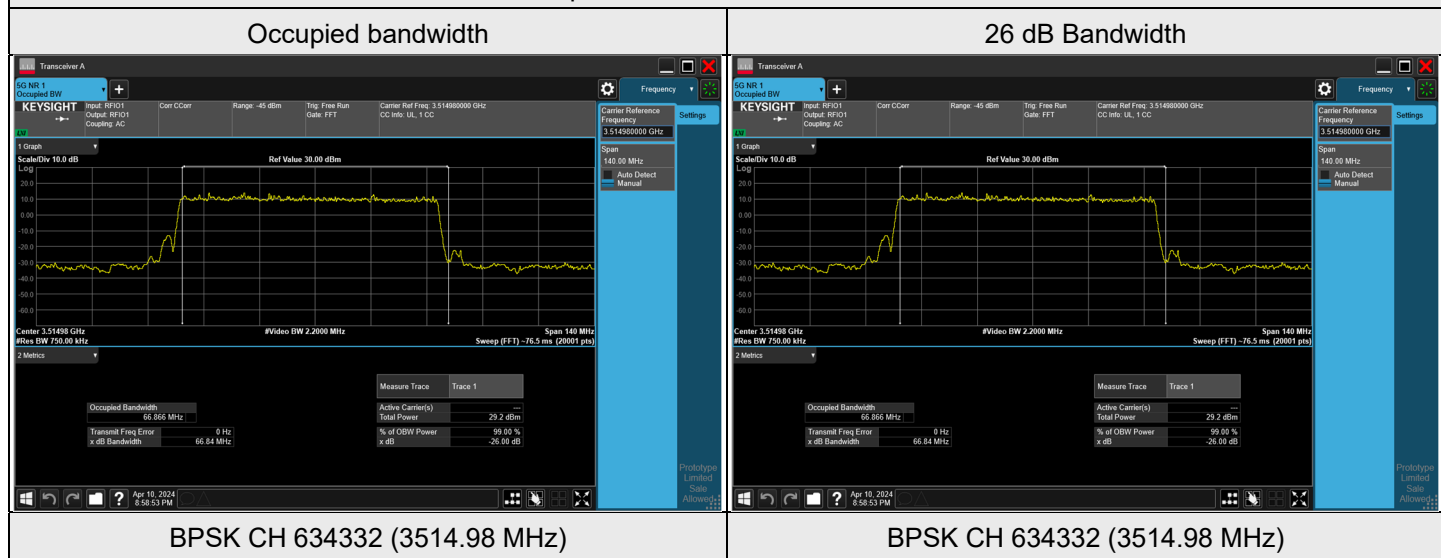
Spectrum Plot of Worst Value



NR n78 SCS 30 kHz (3.45 GHz ~ 3.55 GHz) - Ant 7, Channel Bandwidth: 70 MHz

Modulation	Channel	Frequency (MHz)	Occupied Bandwidth (MHz)	26 dB Bandwidth (MHz)
BPSK	632334	3485.01	66.742	66.65
BPSK	633334	3500.01	66.689	66.83
BPSK	634332	3514.98	66.866	66.84

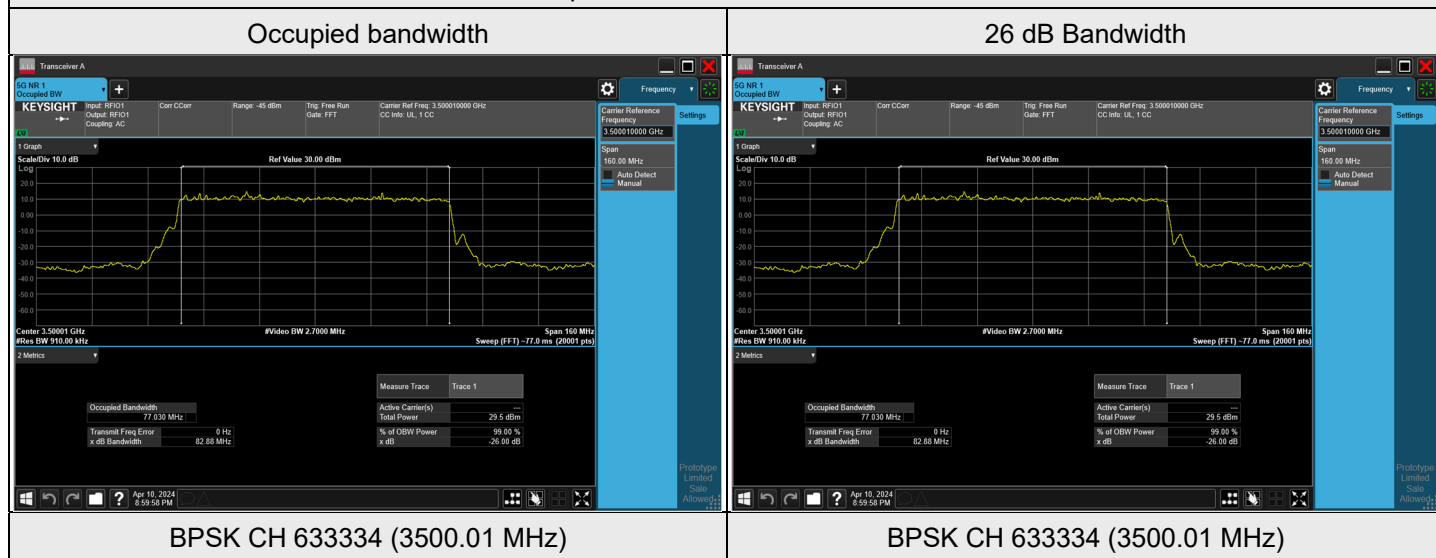
Spectrum Plot of Worst Value



NR n78 SCS 30 kHz (3.45 GHz ~ 3.55 GHz) - Ant 7, Channel Bandwidth: 80 MHz

Modulation	Channel	Frequency (MHz)	Occupied Bandwidth (MHz)	26 dB Bandwidth (MHz)
BPSK	632668	3490.02	76.981	81.37
BPSK	633334	3500.01	77.030	82.88
BPSK	634000	3510	77.009	80.01

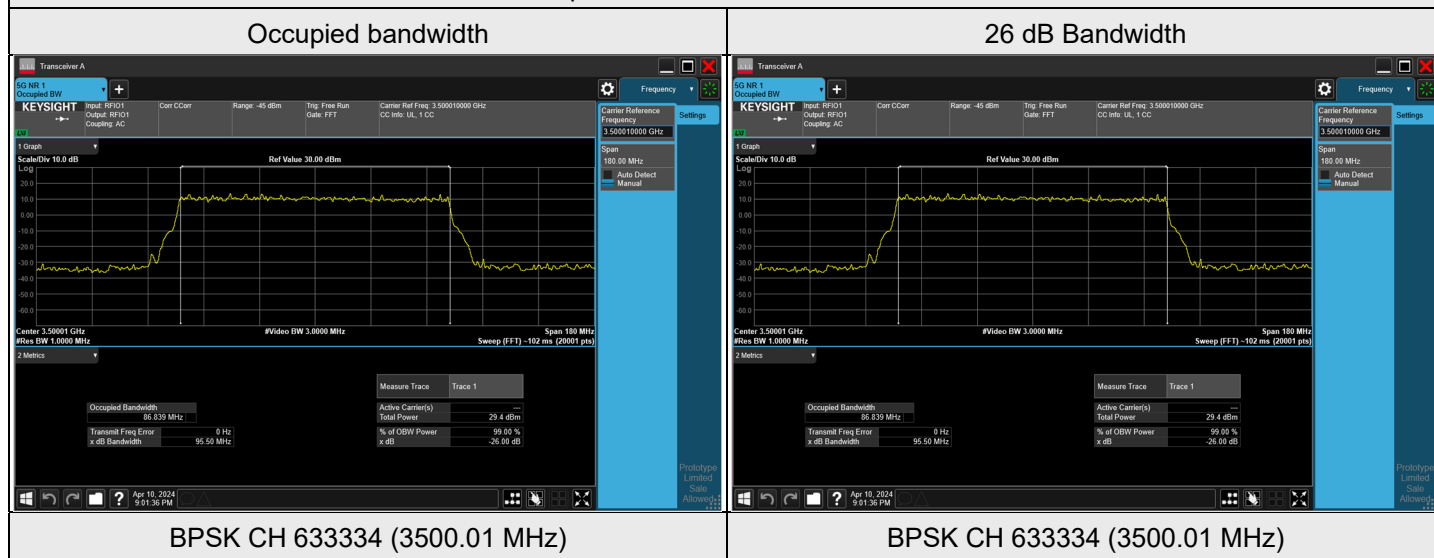
Spectrum Plot of Worst Value



NR n78 SCS 30 kHz (3.45 GHz ~ 3.55 GHz) - Ant 7, Channel Bandwidth: 90 MHz

Modulation	Channel	Frequency (MHz)	Occupied Bandwidth (MHz)	26 dB Bandwidth (MHz)
BPSK	633000	3495	86.805	90.07
BPSK	633334	3500.01	86.839	95.50
BPSK	633666	3504.99	86.798	95.14

Spectrum Plot of Worst Value



NR n78 SCS 30 kHz (3.45 GHz ~ 3.55 GHz) - Ant 7, Channel Bandwidth: 100 MHz

Modulation	Channel	Frequency (MHz)	Occupied Bandwidth (MHz)	26 dB Bandwidth (MHz)
BPSK	633334	3500.01	96.262	101.1

Spectrum Plot of Worst Value

