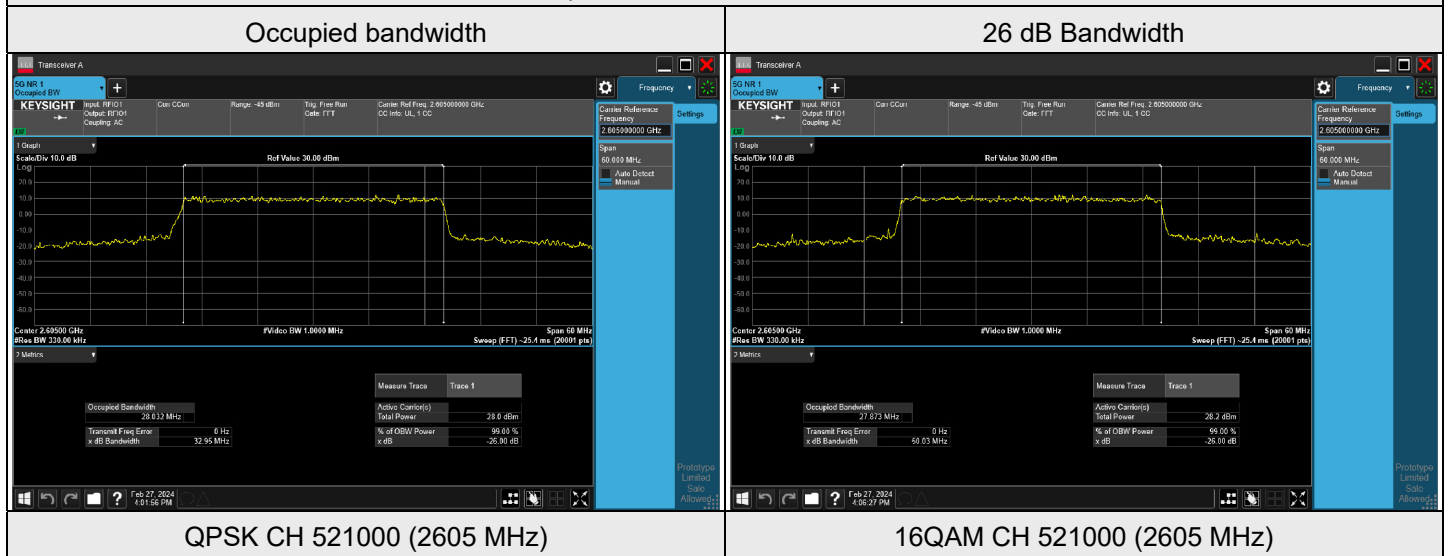


NR n38 SCS 30 kHz - Ant 6, Channel Bandwidth: 30 MHz

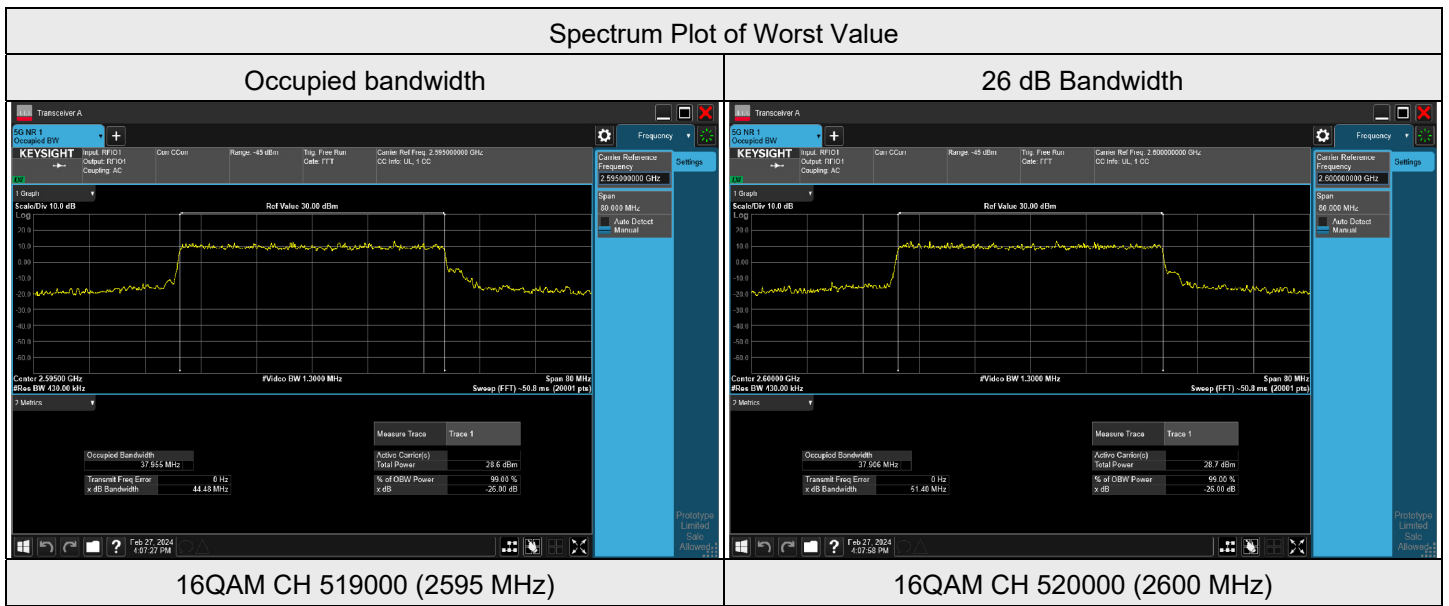
Modulation	Channel	Frequency (MHz)	Occupied Bandwidth (MHz)	26 dB Bandwidth (MHz)
BPSK	517000	2585	27.595	28.76
BPSK	519000	2595	27.600	28.59
BPSK	521000	2605	27.601	28.69
QPSK	517000	2585	27.891	29.78
QPSK	519000	2595	27.897	31.02
QPSK	521000	2605	28.032	32.95
16QAM	517000	2585	27.842	29.26
16QAM	519000	2595	27.836	31.77
16QAM	521000	2605	27.873	50.03
64QAM	517000	2585	27.877	31.92
64QAM	519000	2595	27.897	34.29
64QAM	521000	2605	27.955	33.70
256QAM	517000	2585	27.835	31.14
256QAM	519000	2595	27.859	31.74
256QAM	521000	2605	27.943	32.75

Spectrum Plot of Worst Value



NR n38 SCS 30 kHz - Ant 6, Channel Bandwidth: 40 MHz

Modulation	Channel	Frequency (MHz)	Occupied Bandwidth (MHz)	26 dB Bandwidth (MHz)
BPSK	518000	2590	37.499	40.13
BPSK	519000	2595	37.516	39.51
BPSK	520000	2600	37.459	39.28
QPSK	518000	2590	37.888	41.40
QPSK	519000	2595	37.916	40.94
QPSK	520000	2600	37.916	40.70
16QAM	518000	2590	37.906	48.42
16QAM	519000	2595	37.955	44.48
16QAM	520000	2600	37.906	51.40
64QAM	518000	2590	37.859	40.43
64QAM	519000	2595	37.916	48.63
64QAM	520000	2600	37.892	41.70
256QAM	518000	2590	37.730	39.67
256QAM	519000	2595	37.698	40.00
256QAM	520000	2600	37.723	40.68



7.4.10 NR n41 SCS 30 kHz

NR n41 SCS 30 kHz - Ant 5_PC2, Channel Bandwidth: 20 MHz

Modulation	Channel	Frequency (MHz)	Occupied Bandwidth (MHz)	26 dB Bandwidth (MHz)
BPSK	501204	2506.02	17.972	20.09
BPSK	518598	2592.99	18.014	20.29
BPSK	535998	2679.99	18.020	19.77

Spectrum Plot of Worst Value

Occupied bandwidth

26 dB Bandwidth



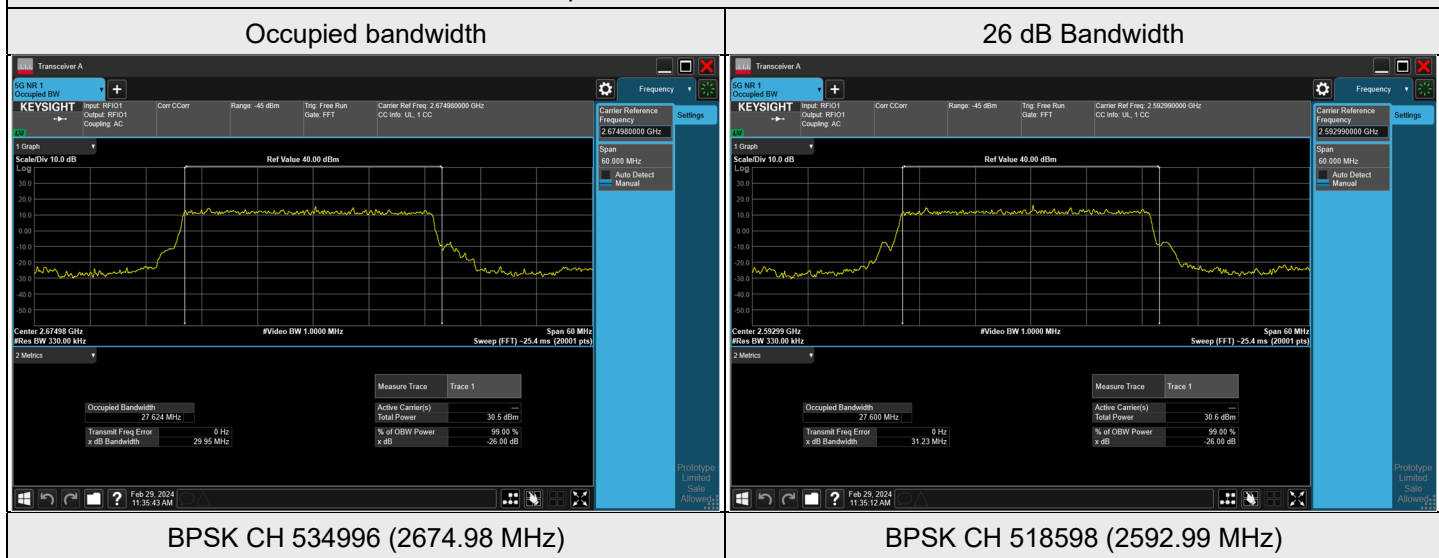
BPSK CH 535998 (2679.99 MHz)

BPSK CH 518598 (2592.99 MHz)

NR n41 SCS 30 kHz - Ant 5_PC2, Channel Bandwidth: 30 MHz

Modulation	Channel	Frequency (MHz)	Occupied Bandwidth (MHz)	26 dB Bandwidth (MHz)
BPSK	502200	2511	27.573	30.75
BPSK	518598	2592.99	27.600	31.23
BPSK	534996	2674.98	27.624	29.95

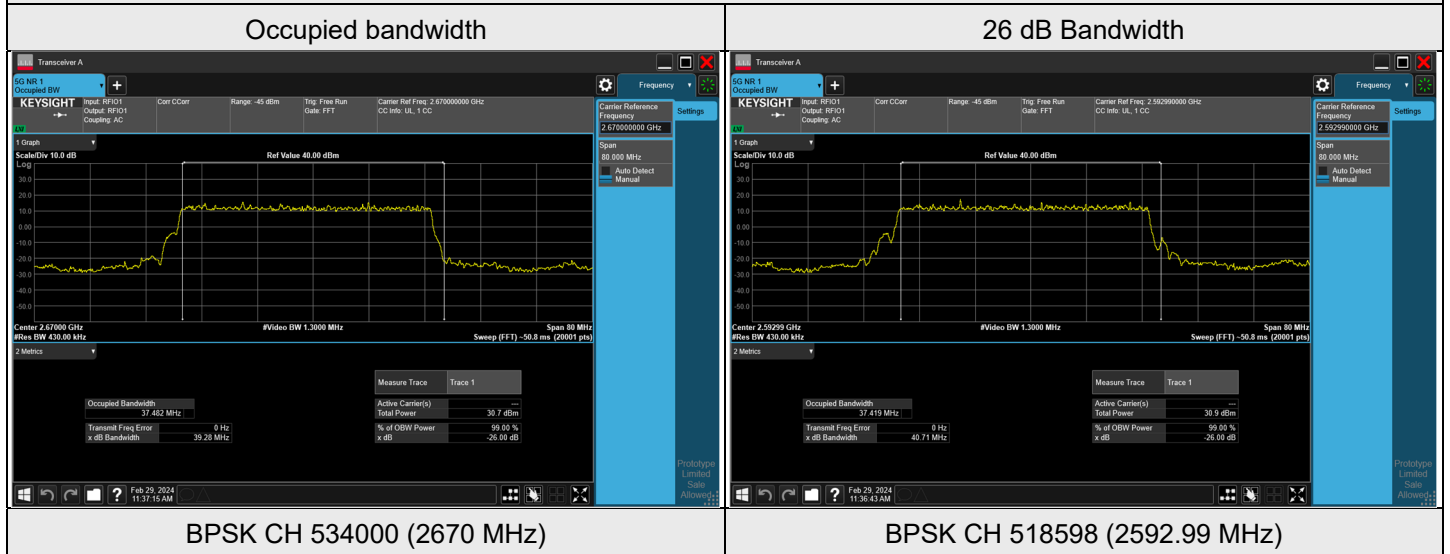
Spectrum Plot of Worst Value



NR n41 SCS 30 kHz - Ant 5_PC2, Channel Bandwidth: 40 MHz

Modulation	Channel	Frequency (MHz)	Occupied Bandwidth (MHz)	26 dB Bandwidth (MHz)
BPSK	503202	2516.01	37.467	38.92
BPSK	518598	2592.99	37.419	40.71
BPSK	534000	2670	37.482	39.28

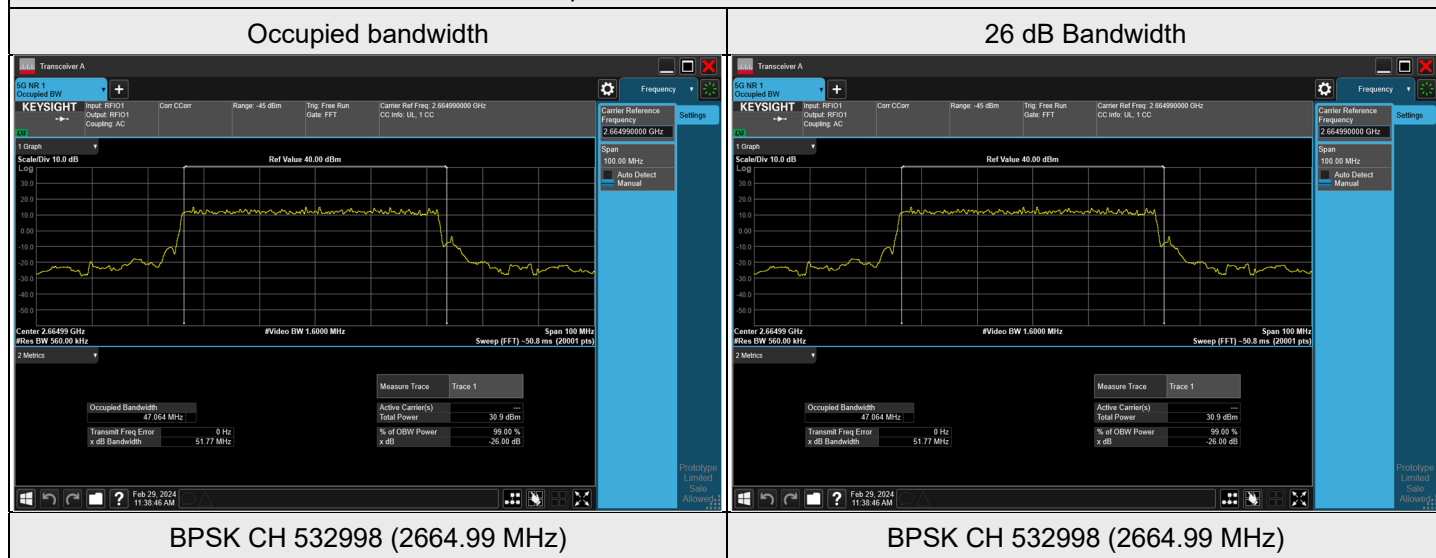
Spectrum Plot of Worst Value



NR n41 SCS 30 kHz - Ant 5_PC2, Channel Bandwidth: 50 MHz

Modulation	Channel	Frequency (MHz)	Occupied Bandwidth (MHz)	26 dB Bandwidth (MHz)
BPSK	504204	2521.02	46.833	48.25
BPSK	518598	2592.99	46.901	49.54
BPSK	532998	2664.99	47.064	51.77

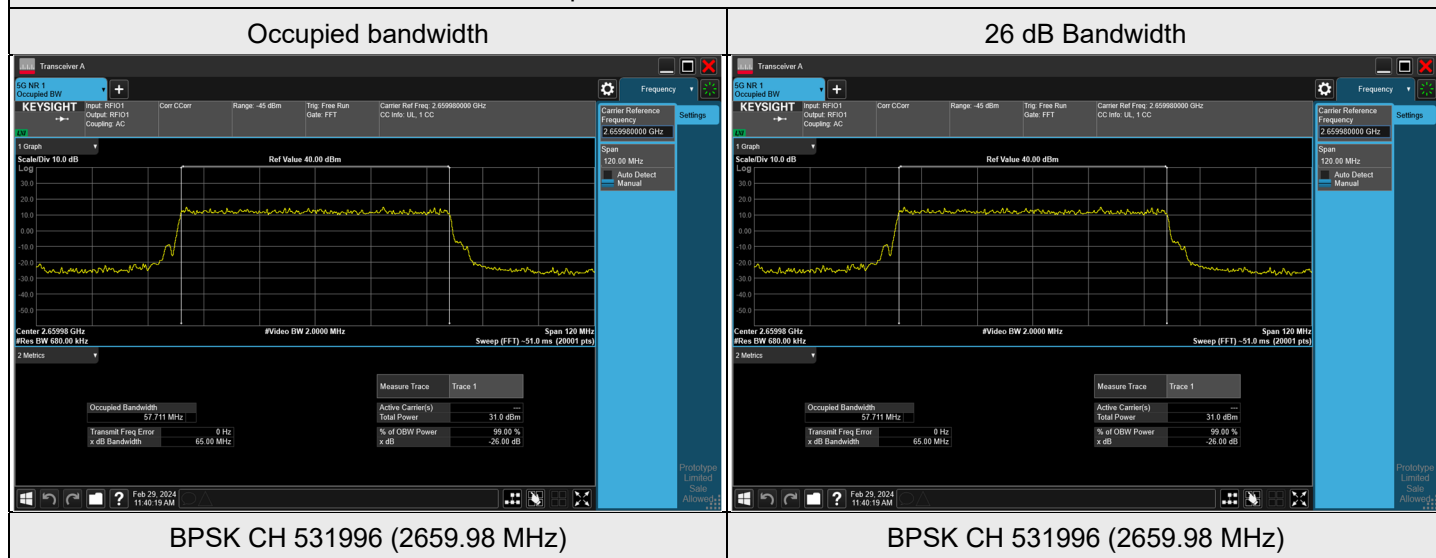
Spectrum Plot of Worst Value



NR n41 SCS 30 kHz - Ant 5_PC2, Channel Bandwidth: 60 MHz

Modulation	Channel	Frequency (MHz)	Occupied Bandwidth (MHz)	26 dB Bandwidth (MHz)
BPSK	505200	2526	57.651	61.99
BPSK	518598	2592.99	57.674	60.25
BPSK	531996	2659.98	57.711	65.00

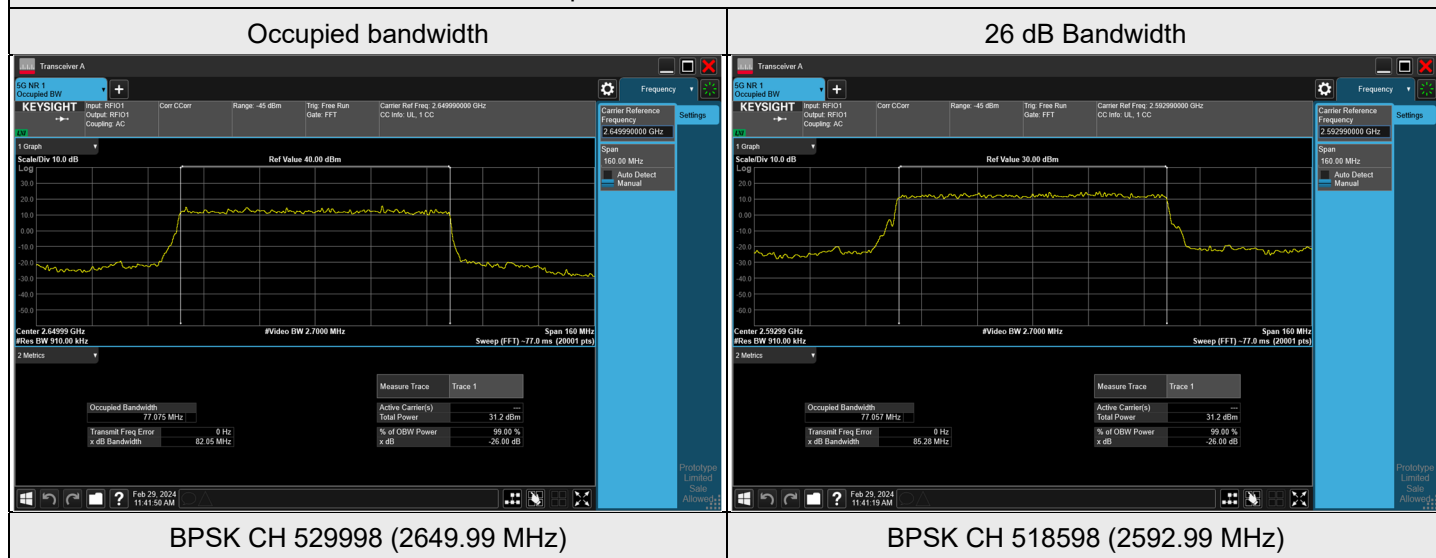
Spectrum Plot of Worst Value



NR n41 SCS 30 kHz - Ant 5_PC2, Channel Bandwidth: 80 MHz

Modulation	Channel	Frequency (MHz)	Occupied Bandwidth (MHz)	26 dB Bandwidth (MHz)
BPSK	507204	2536.02	76.977	80.71
BPSK	518598	2592.99	77.057	85.28
BPSK	529998	2649.99	77.075	82.05

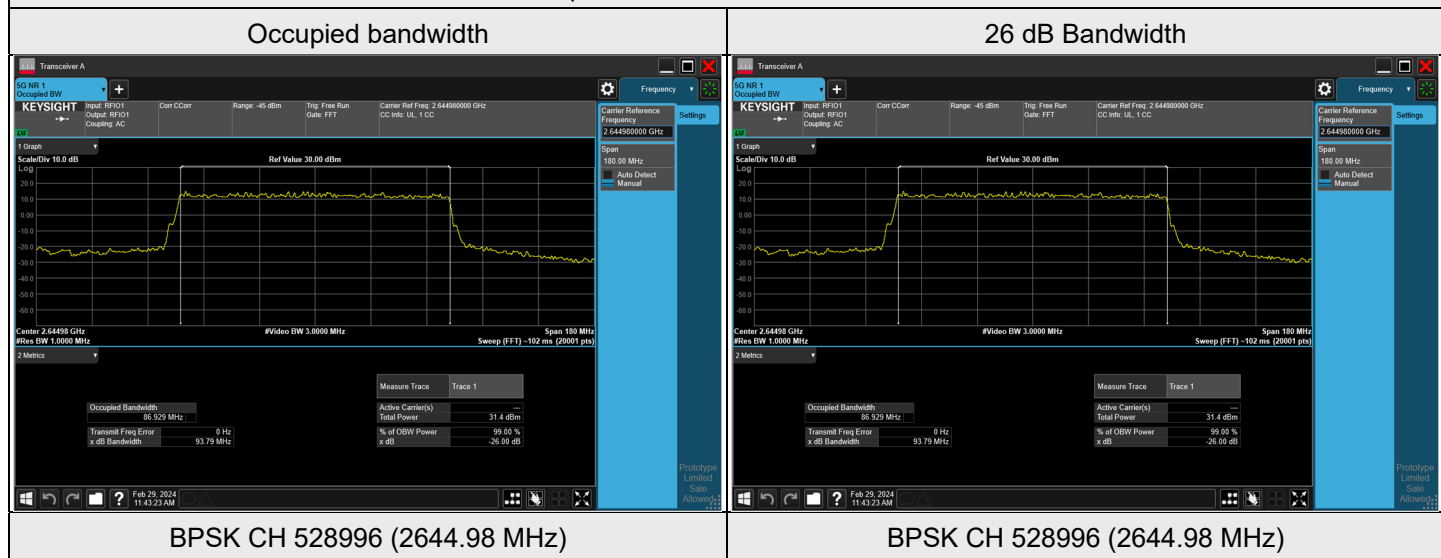
Spectrum Plot of Worst Value



NR n41 SCS 30 kHz - Ant 5_PC2, Channel Bandwidth: 90 MHz

Modulation	Channel	Frequency (MHz)	Occupied Bandwidth (MHz)	26 dB Bandwidth (MHz)
BPSK	508200	2541	86.747	92.18
BPSK	518598	2592.99	86.750	92.42
BPSK	528996	2644.98	86.929	93.79

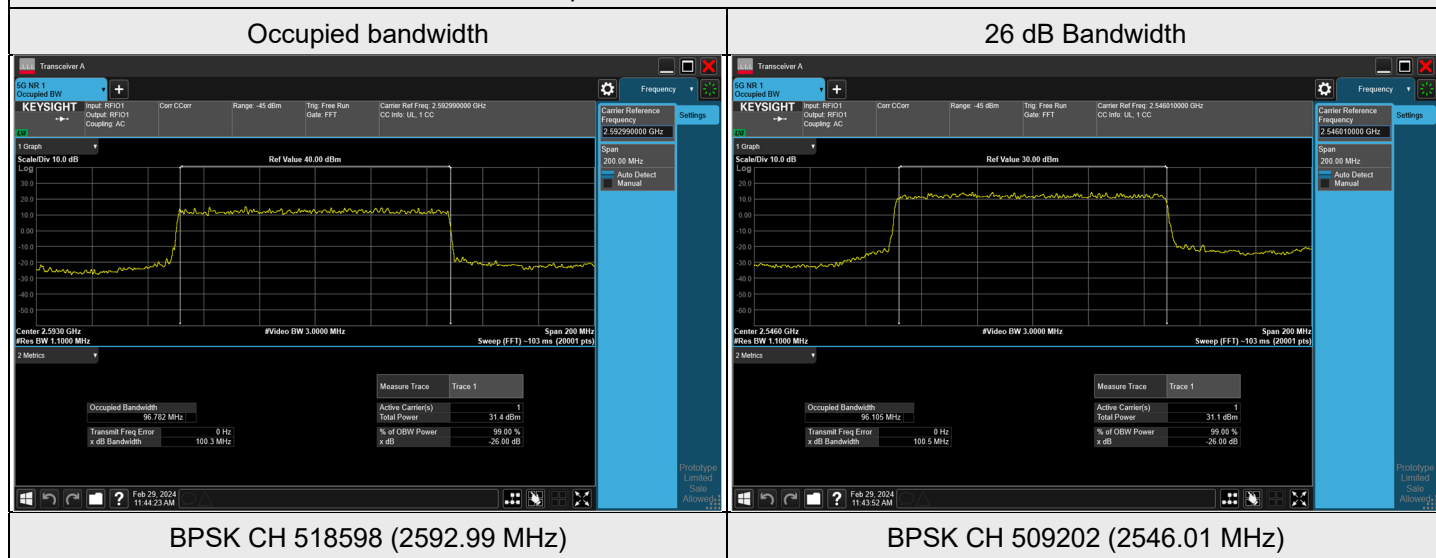
Spectrum Plot of Worst Value



NR n41 SCS 30 kHz - Ant 5_PC2, Channel Bandwidth: 100 MHz

Modulation	Channel	Frequency (MHz)	Occupied Bandwidth (MHz)	26 dB Bandwidth (MHz)
BPSK	509202	2546.01	96.105	100.5
BPSK	518598	2592.99	96.782	100.3
BPSK	528000	2640	96.248	99.51

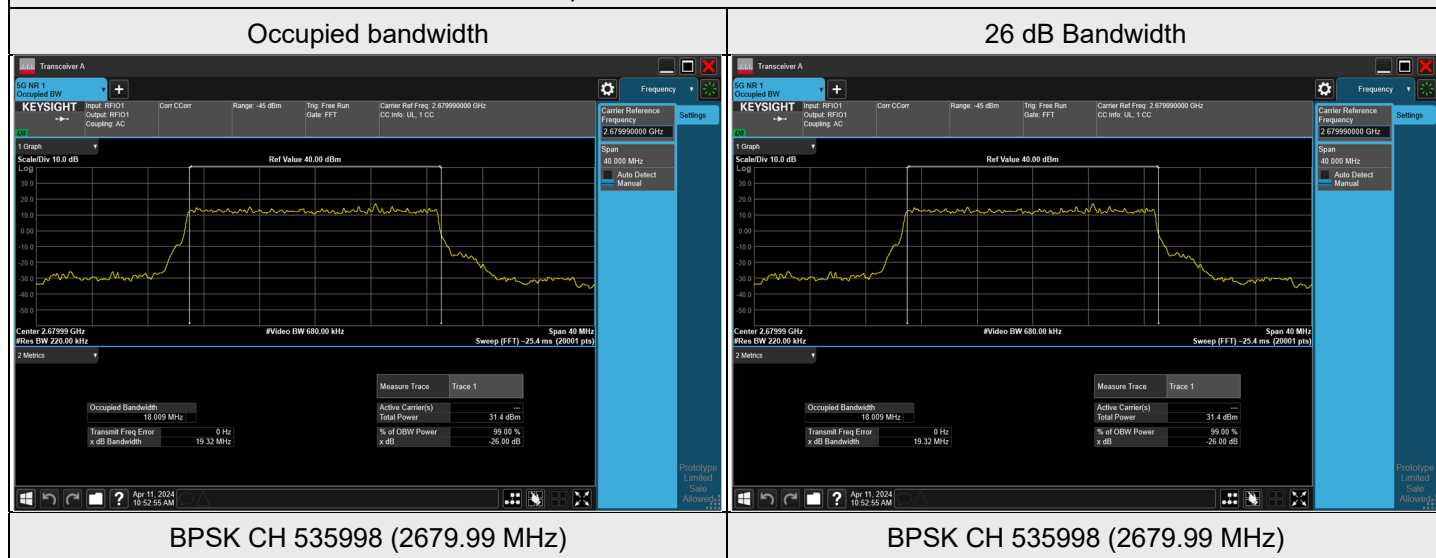
Spectrum Plot of Worst Value



NR n41 SCS 30 kHz - Ant 6, Channel Bandwidth: 20 MHz

Modulation	Channel	Frequency (MHz)	Occupied Bandwidth (MHz)	26 dB Bandwidth (MHz)
BPSK	501204	2506.02	17.973	19.25
BPSK	518598	2592.99	17.978	19.18
BPSK	535998	2679.99	18.009	19.32

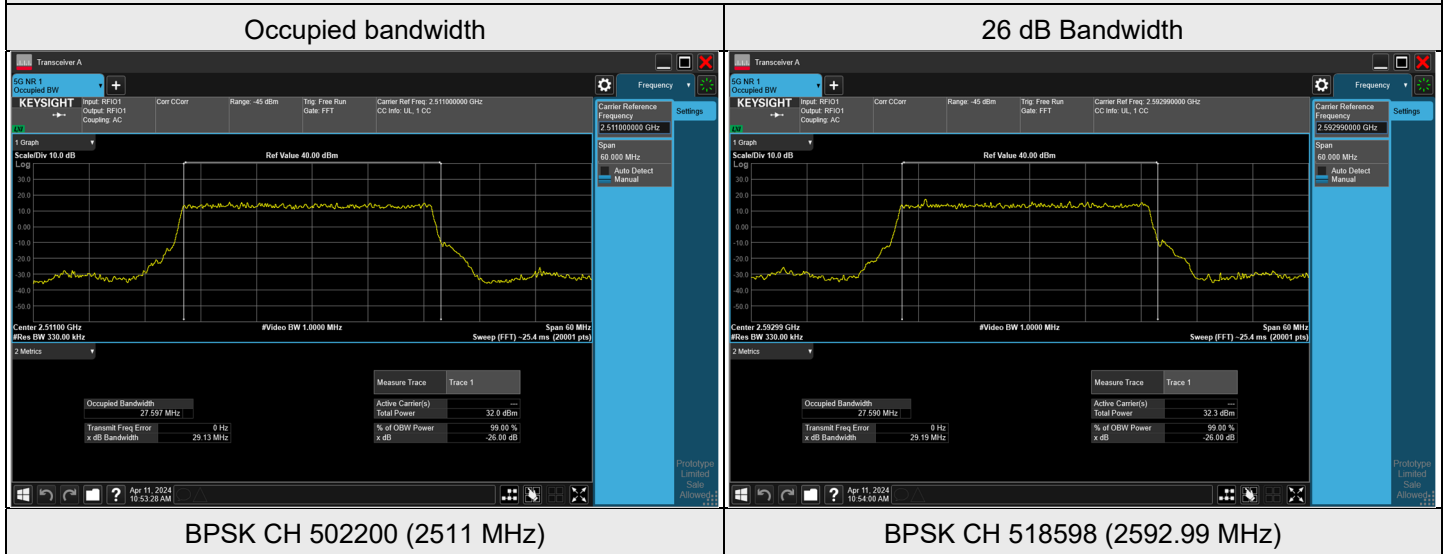
Spectrum Plot of Worst Value



NR n41 SCS 30 kHz - Ant 6, Channel Bandwidth: 30 MHz

Modulation	Channel	Frequency (MHz)	Occupied Bandwidth (MHz)	26 dB Bandwidth (MHz)
BPSK	502200	2511	27.597	29.13
BPSK	518598	2592.99	27.590	29.19
BPSK	534996	2674.98	27.583	28.76

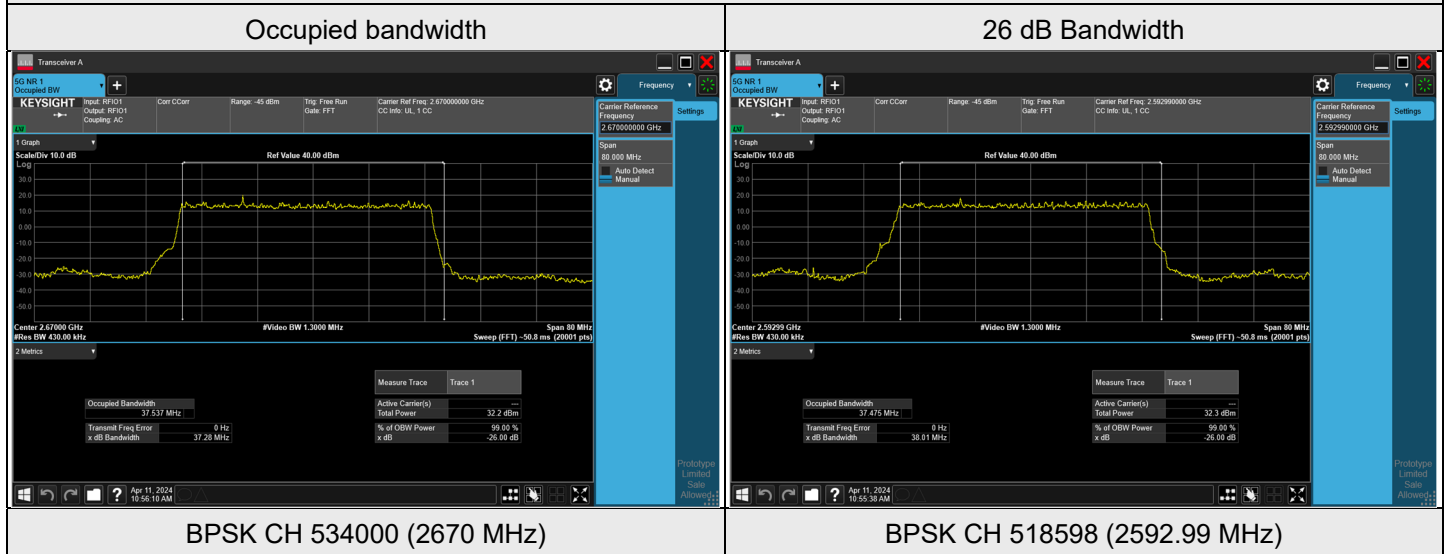
Spectrum Plot of Worst Value



NR n41 SCS 30 kHz - Ant 6, Channel Bandwidth: 40 MHz

Modulation	Channel	Frequency (MHz)	Occupied Bandwidth (MHz)	26 dB Bandwidth (MHz)
BPSK	503202	2516.01	37.465	37.45
BPSK	518598	2592.99	37.475	38.01
BPSK	534000	2670	37.537	37.28

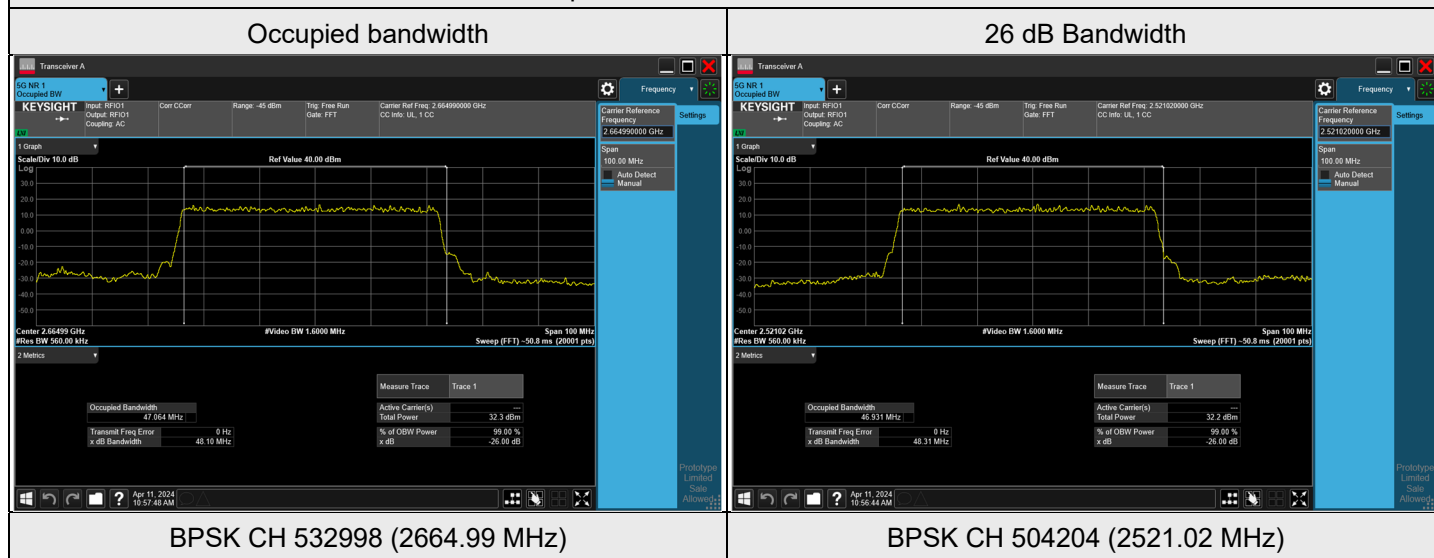
Spectrum Plot of Worst Value



NR n41 SCS 30 kHz - Ant 6, Channel Bandwidth: 50 MHz

Modulation	Channel	Frequency (MHz)	Occupied Bandwidth (MHz)	26 dB Bandwidth (MHz)
BPSK	504204	2521.02	46.931	48.31
BPSK	518598	2592.99	46.863	47.97
BPSK	532998	2664.99	47.064	48.10

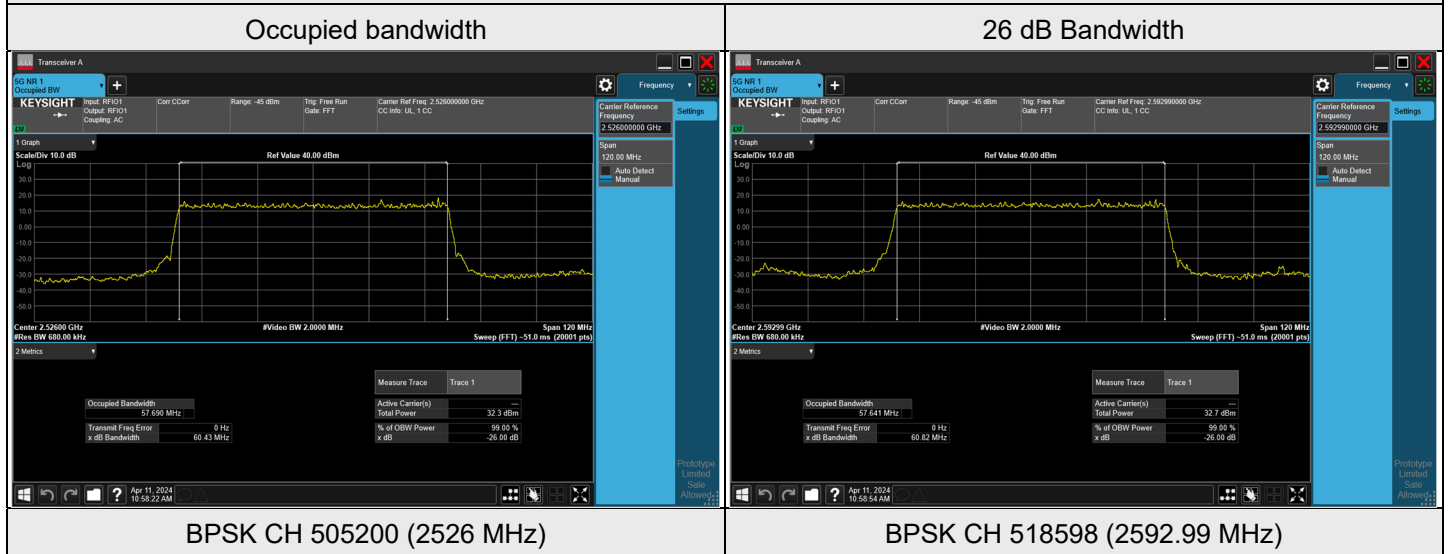
Spectrum Plot of Worst Value



NR n41 SCS 30 kHz - Ant 6, Channel Bandwidth: 60 MHz

Modulation	Channel	Frequency (MHz)	Occupied Bandwidth (MHz)	26 dB Bandwidth (MHz)
BPSK	505200	2526	57.690	60.43
BPSK	518598	2592.99	57.641	60.82
BPSK	531996	2659.98	57.674	60.65

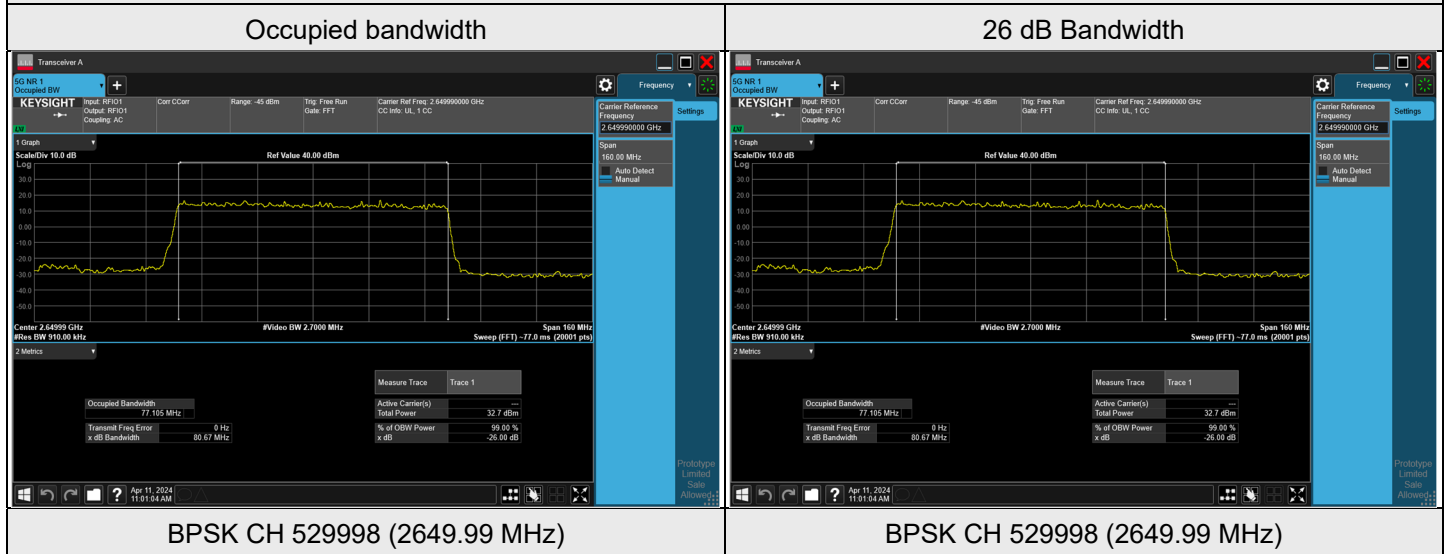
Spectrum Plot of Worst Value



NR n41 SCS 30 kHz - Ant 6, Channel Bandwidth: 80 MHz

Modulation	Channel	Frequency (MHz)	Occupied Bandwidth (MHz)	26 dB Bandwidth (MHz)
BPSK	507204	2536.02	77.042	80.33
BPSK	518598	2592.99	76.913	80.45
BPSK	529998	2649.99	77.105	80.67

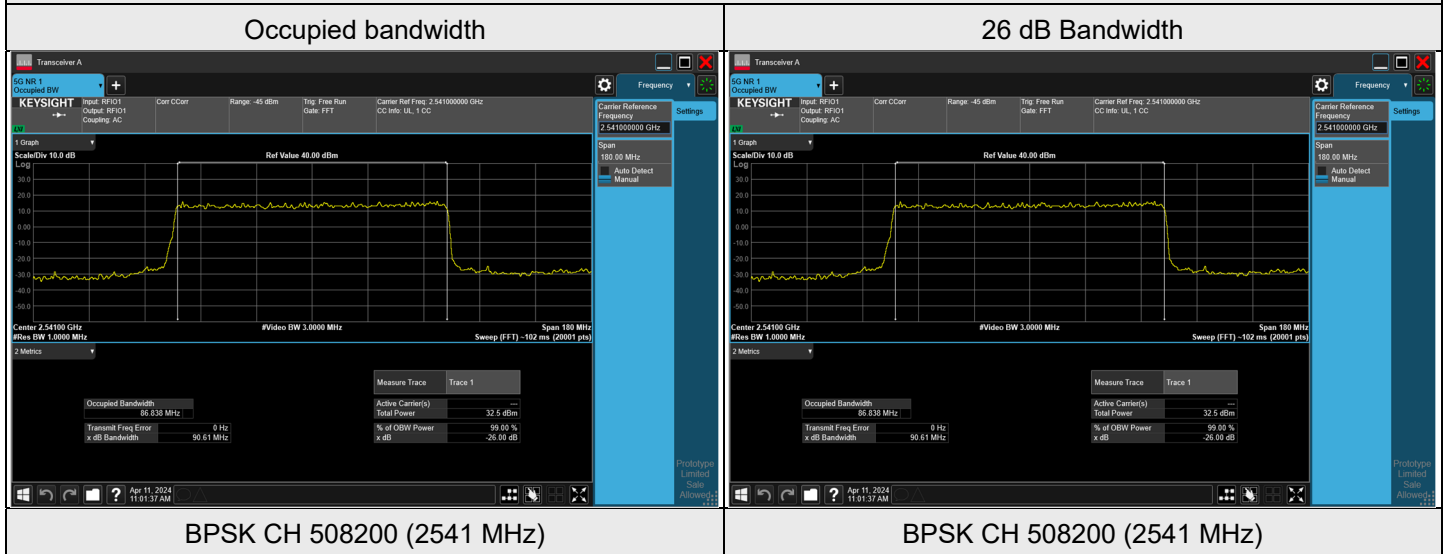
Spectrum Plot of Worst Value



NR n41 SCS 30 kHz - Ant 6, Channel Bandwidth: 90 MHz

Modulation	Channel	Frequency (MHz)	Occupied Bandwidth (MHz)	26 dB Bandwidth (MHz)
BPSK	508200	2541	86.838	90.61
BPSK	518598	2592.99	86.513	90.11
BPSK	528996	2644.98	86.799	90.24

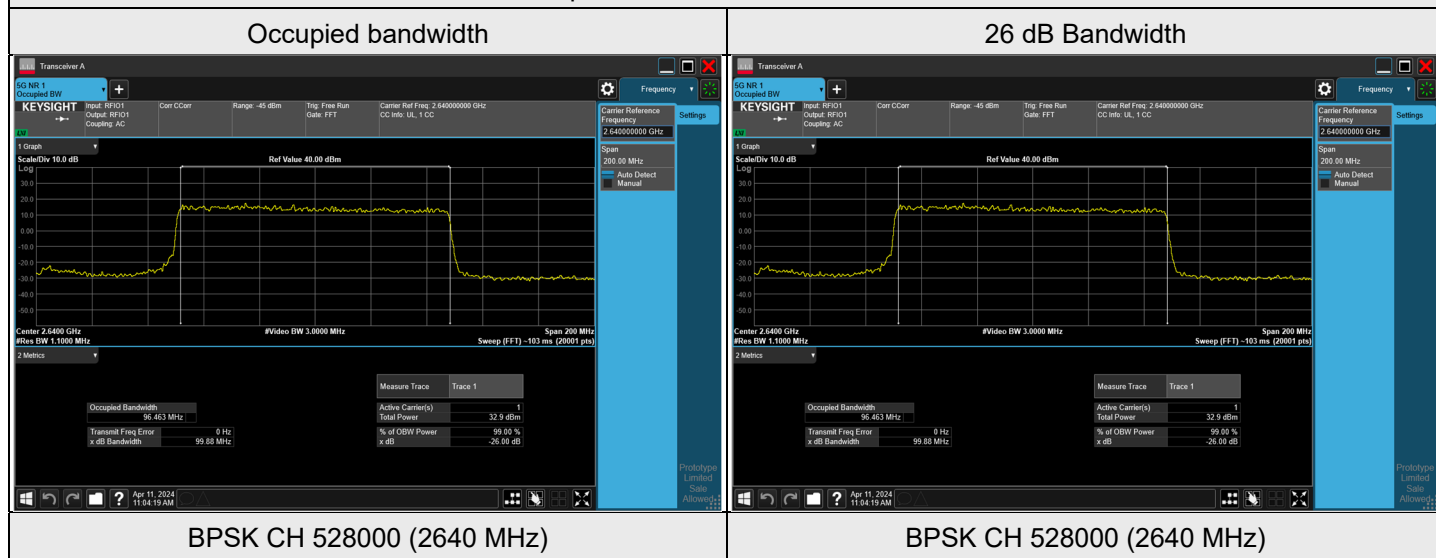
Spectrum Plot of Worst Value



NR n41 SCS 30 kHz - Ant 6, Channel Bandwidth: 100 MHz

Modulation	Channel	Frequency (MHz)	Occupied Bandwidth (MHz)	26 dB Bandwidth (MHz)
BPSK	509202	2546.01	96.168	99.78
BPSK	518598	2592.99	95.940	99.82
BPSK	528000	2640	96.463	99.88

Spectrum Plot of Worst Value

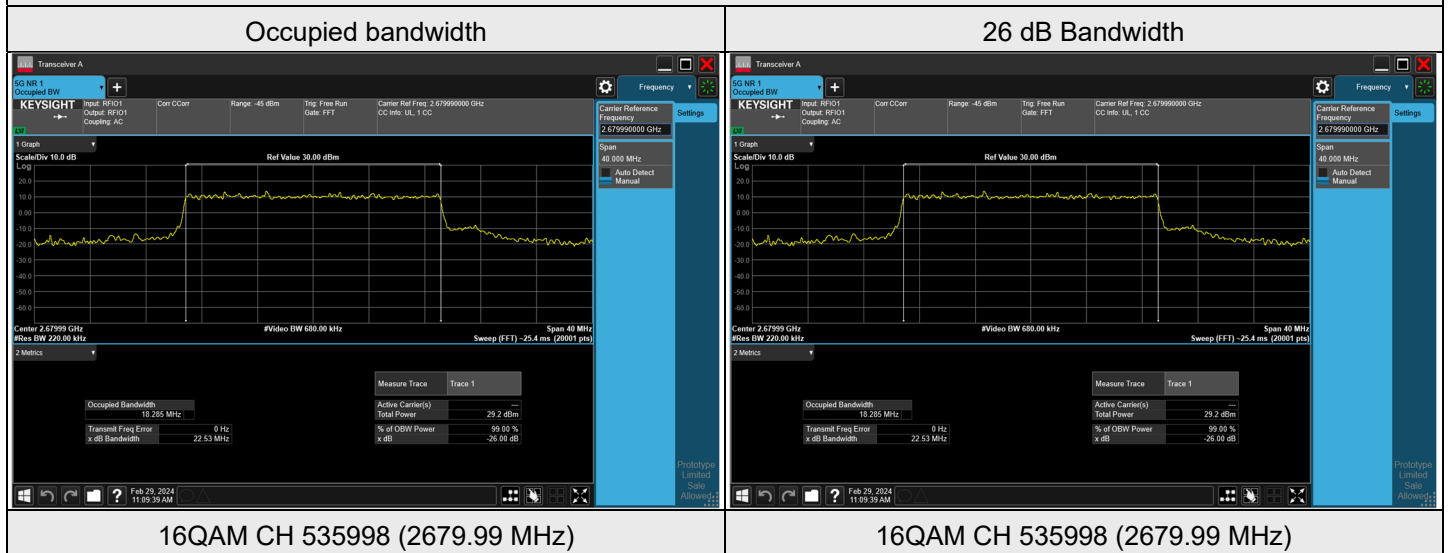




NR n41 SCS 30 kHz - MIMO-Ant5, Channel Bandwidth: 20 MHz

Modulation	Channel	Frequency (MHz)	Occupied Bandwidth (MHz)	26 dB Bandwidth (MHz)
QPSK	501204	2506.02	18.204	19.70
QPSK	518598	2592.99	18.232	19.82
QPSK	535998	2679.99	18.269	20.89
16QAM	501204	2506.02	18.262	22.04
16QAM	518598	2592.99	18.277	22.16
16QAM	535998	2679.99	18.285	22.53
64QAM	501204	2506.02	18.218	19.76
64QAM	518598	2592.99	18.244	20.91
64QAM	535998	2679.99	18.244	20.87
256QAM	501204	2506.02	18.181	20.09
256QAM	518598	2592.99	18.189	19.62
256QAM	535998	2679.99	18.214	19.86

Spectrum Plot of Worst Value





NR n41 SCS 30 kHz - MIMO-Ant5, Channel Bandwidth: 30 MHz

Modulation	Channel	Frequency (MHz)	Occupied Bandwidth (MHz)	26 dB Bandwidth (MHz)
QPSK	502200	2511	27.835	31.42
QPSK	518598	2592.99	27.846	30.71
QPSK	534996	2674.98	27.895	32.78
16QAM	502200	2511	27.806	31.17
16QAM	518598	2592.99	27.830	32.98
16QAM	534996	2674.98	27.817	29.36
64QAM	502200	2511	27.841	31.84
64QAM	518598	2592.99	27.873	31.73
64QAM	534996	2674.98	27.834	31.06
256QAM	502200	2511	27.780	29.33
256QAM	518598	2592.99	27.823	30.46
256QAM	534996	2674.98	27.817	29.54

Spectrum Plot of Worst Value

