



### Appendix C. Test Setup Photographs


EUT Left-Cheek




EUT Left-Tilt




### EUT Right-Cheek




### EUT Right-Tilt




**EUT Front\_10mm**



**EUT Back\_10mm**



**EUT Left-side\_10mm**




**EUT Right-side\_10mm**




EUT Top\_10mm



**EUT Front\_0mm**



**EUT Back\_0mm**



**EUT Left-side\_0mm**



**EUT Right-side\_0mm**



EUT Top\_0mm



Depth of the liquid in the phantom

