


### Appendix C. Test Setup Photographs

**EUT Left-Cheek**




**EUT Left-Tilt**




**EUT Right-Cheek**




**EUT Right-Tilt**



**EUT Front\_0mm**




**EUT Back\_0mm**







**EUT Right-side\_0mm**




**EUT Top\_0mm**




**EUT Front\_10mm**




**EUT Back\_10mm**



**EUT Left-side\_10mm**




**EUT Right-side\_10mm**






**EUT Top\_10mm**



**EUT Bottom\_10mm**



### Depth of the liquid in the phantom



Note: The positions used in the measurements were according to IEEE 1528-2013.