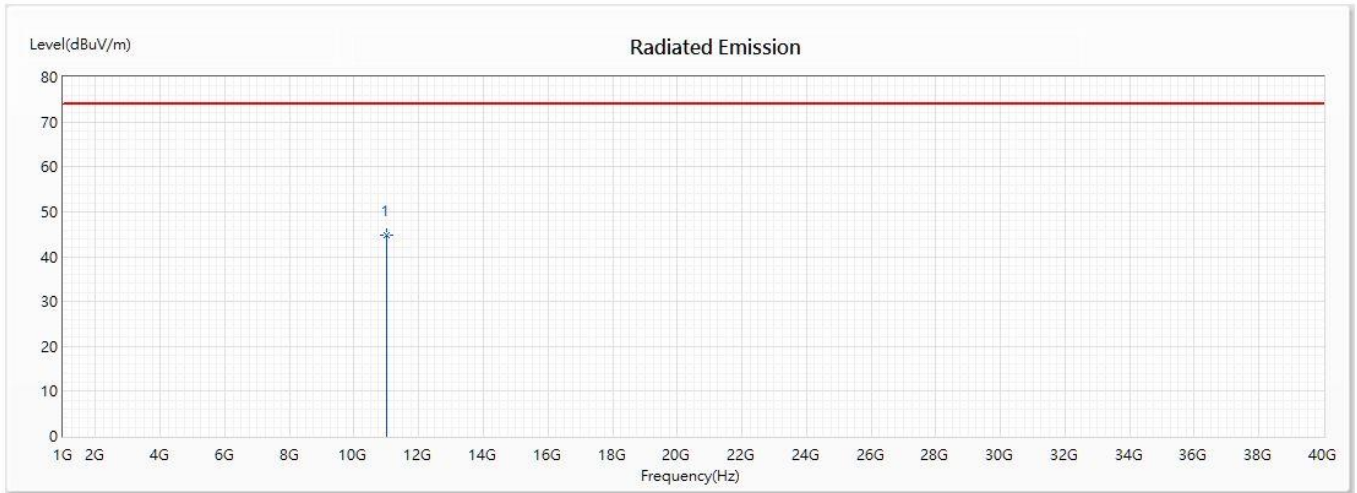


Product : Mobile Computer
 Test Item : Harmonic Radiated Emission Data
 Test Mode : Mode 1: Transmit (802.11a-6Mbps) (5500MHz)
 Test Date : 2020/06/12

Horizontal



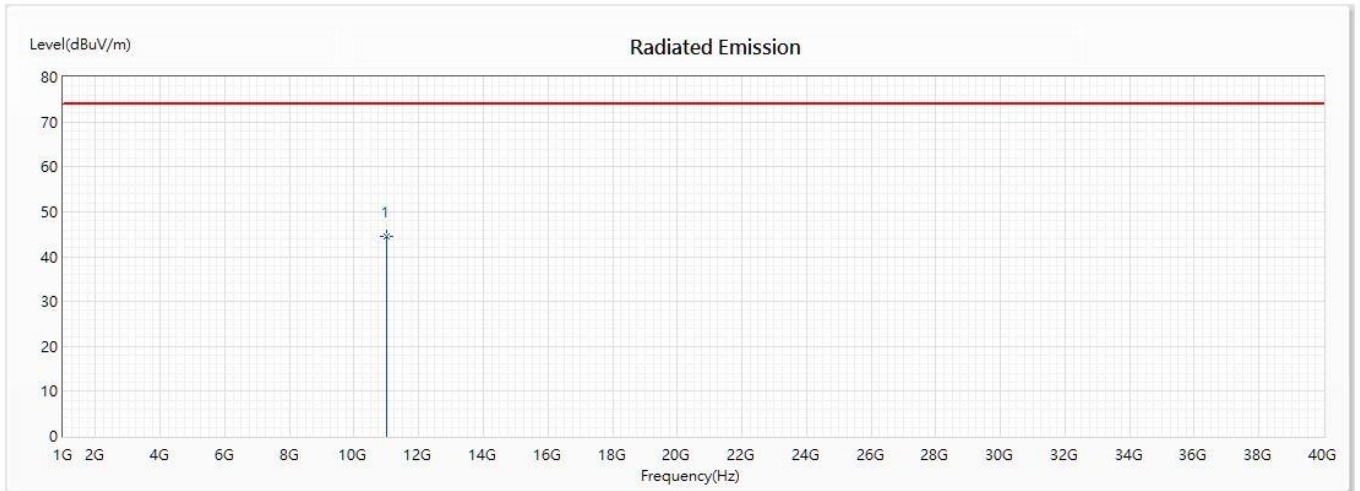
No	Frequency (MHz)	Emission Level (dBuV/m)	Limit (dBuV/m)	Margin (dB)	Reading Level (dBuV)	Correct Factor (dB/m)	Detector Type
* 1	11000	44.68	74.00	-29.32	57.28	-12.60	PK

Note:

1. All Readings below 1GHz are Quasi-Peak, above 1GHz are performed with peak and/or average measurements as necessary.
2. Emission Level = Reading Level + Correct Factor.
3. Correct Factor = Antenna factor + Cable loss – Amplifier gain.
4. The average measurement was not performed when the peak measured data under the limit of average detection.
5. The emission levels of other frequencies are very lower than the limit and not show in test report.

Product : Mobile Computer
 Test Item : Harmonic Radiated Emission Data
 Test Mode : Mode 1: Transmit (802.11a-6Mbps) (5500MHz)
 Test Date : 2020/06/12

Vertical



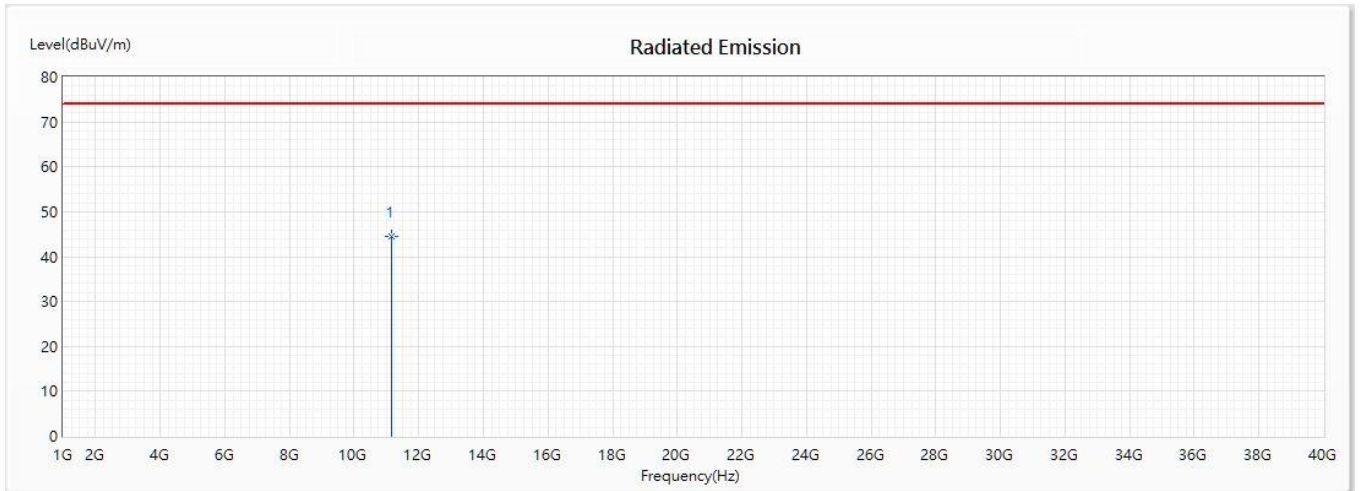
No	Frequency (MHz)	Emission Level (dBuV/m)	Limit (dBuV/m)	Margin (dB)	Reading Level (dBuV)	Correct Factor (dB/m)	Detector Type
* 1	11000	44.48	74.00	-29.52	57.08	-12.60	PK

Note:

1. All Readings below 1GHz are Quasi-Peak, above 1GHz are performed with peak and/or average measurements as necessary.
2. Emission Level = Reading Level + Correct Factor.
3. Correct Factor = Antenna factor + Cable loss – Amplifier gain.
4. The average measurement was not performed when the peak measured data under the limit of average detection.
5. The emission levels of other frequencies are very lower than the limit and not show in test report.

Product : Mobile Computer
 Test Item : Harmonic Radiated Emission Data
 Test Mode : Mode 1: Transmit (802.11a-6Mbps) (5580MHz)
 Test Date : 2020/06/12

Horizontal



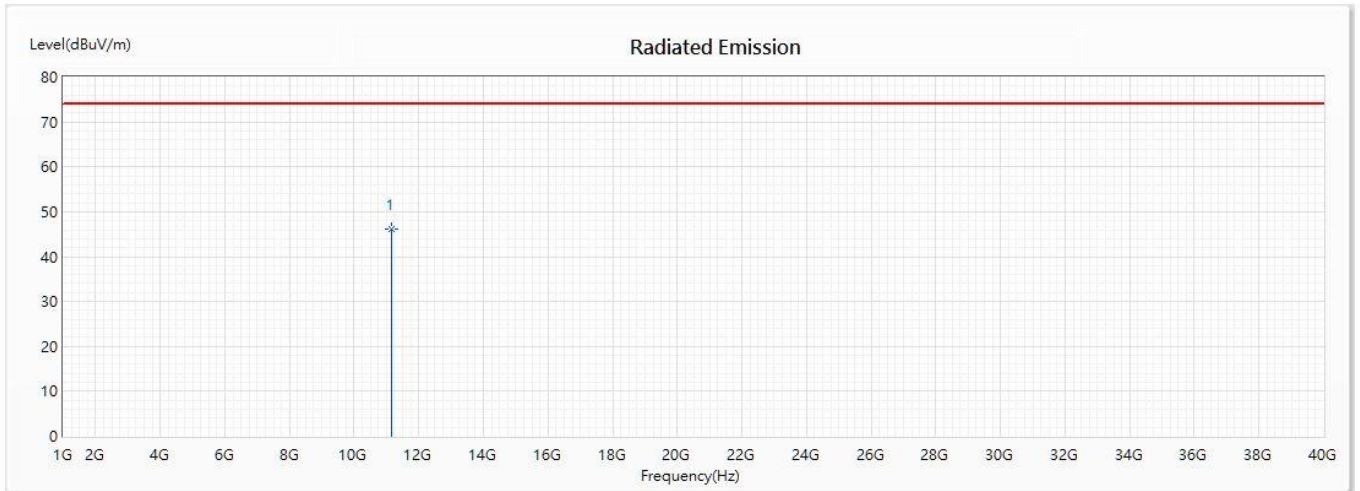
No	Frequency (MHz)	Emission Level (dBuV/m)	Limit (dBuV/m)	Margin (dB)	Reading Level (dBuV)	Correct Factor (dB/m)	Detector Type
* 1	11160	44.56	74.00	-29.44	55.56	-11.00	PK

Note:

1. All Readings below 1GHz are Quasi-Peak, above 1GHz are performed with peak and/or average measurements as necessary.
2. Emission Level = Reading Level + Correct Factor.
3. Correct Factor = Antenna factor + Cable loss – Amplifier gain.
4. The average measurement was not performed when the peak measured data under the limit of average detection.
5. The emission levels of other frequencies are very lower than the limit and not show in test report.

Product : Mobile Computer
 Test Item : Harmonic Radiated Emission Data
 Test Mode : Mode 1: Transmit (802.11a-6Mbps) (5580MHz)
 Test Date : 2020/06/12

Vertical



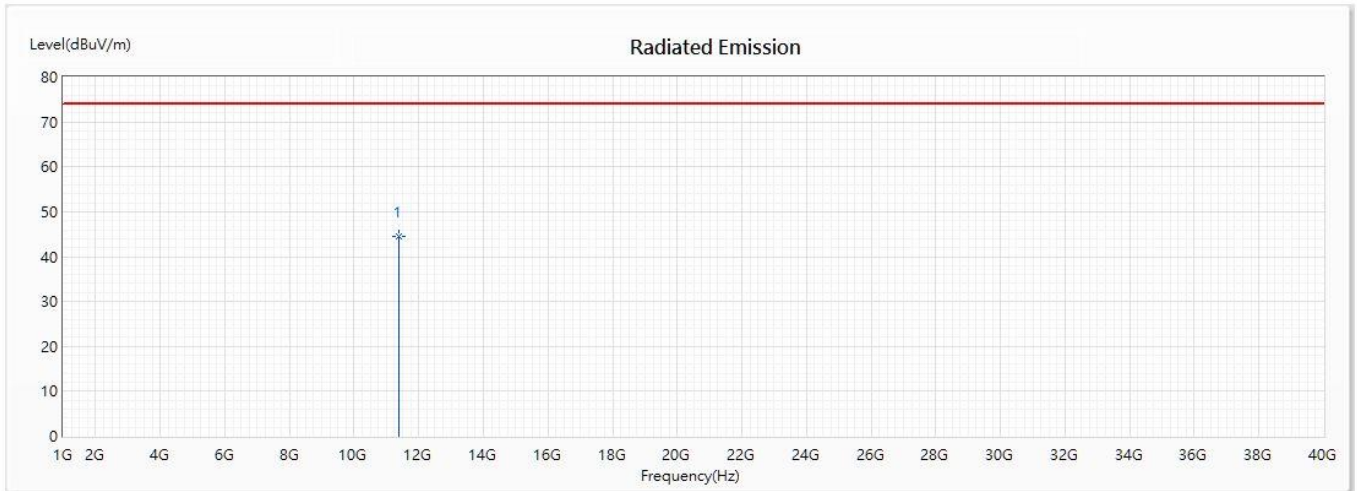
No	Frequency (MHz)	Emission Level (dBuV/m)	Limit (dBuV/m)	Margin (dB)	Reading Level (dBuV)	Correct Factor (dB/m)	Detector Type
* 1	11160	46.24	74.00	-27.76	57.24	-11.00	PK

Note:

1. All Readings below 1GHz are Quasi-Peak, above 1GHz are performed with peak and/or average measurements as necessary.
2. Emission Level = Reading Level + Correct Factor.
3. Correct Factor = Antenna factor + Cable loss – Amplifier gain.
4. The average measurement was not performed when the peak measured data under the limit of average detection.
5. The emission levels of other frequencies are very lower than the limit and not show in test report.

Product : Mobile Computer
 Test Item : Harmonic Radiated Emission Data
 Test Mode : Mode 1: Transmit (802.11a-6Mbps) (5700MHz)
 Test Date : 2020/06/12

Horizontal



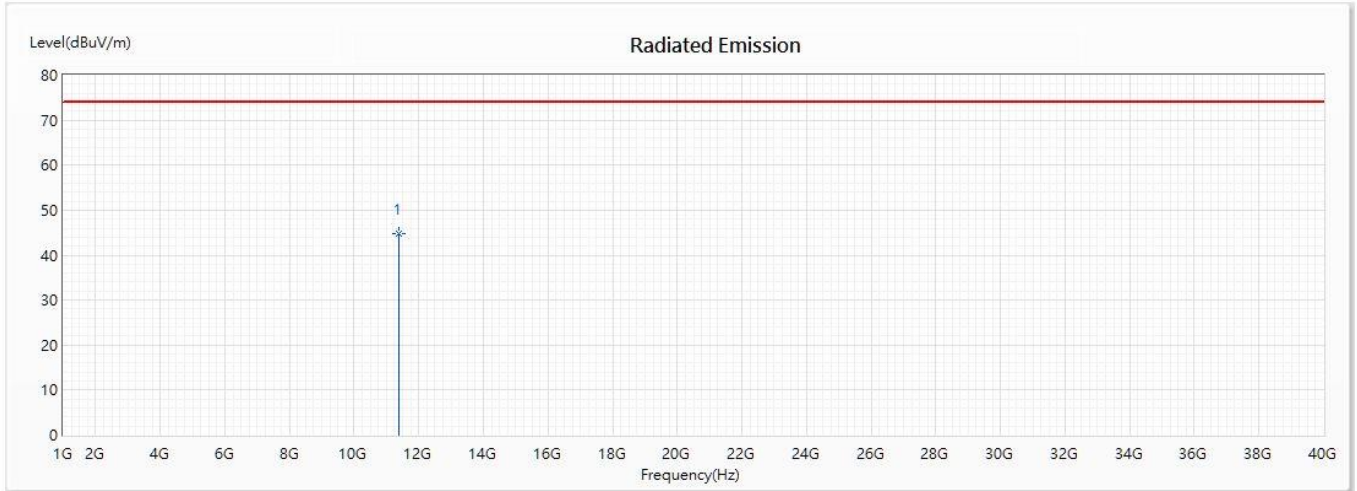
No	Frequency (MHz)	Emission Level (dBuV/m)	Limit (dBuV/m)	Margin (dB)	Reading Level (dBuV)	Correct Factor (dB/m)	Detector Type
* 1	11400	44.53	74.00	-29.47	55.76	-11.23	PK

Note:

1. All Readings below 1GHz are Quasi-Peak, above 1GHz are performed with peak and/or average measurements as necessary.
2. Emission Level = Reading Level + Correct Factor.
3. Correct Factor = Antenna factor + Cable loss – Amplifier gain.
4. The average measurement was not performed when the peak measured data under the limit of average detection.
5. The emission levels of other frequencies are very lower than the limit and not show in test report.

Product : Mobile Computer
 Test Item : Harmonic Radiated Emission Data
 Test Mode : Mode 1: Transmit (802.11a-6Mbps) (5700MHz)
 Test Date : 2020/06/12

Vertical



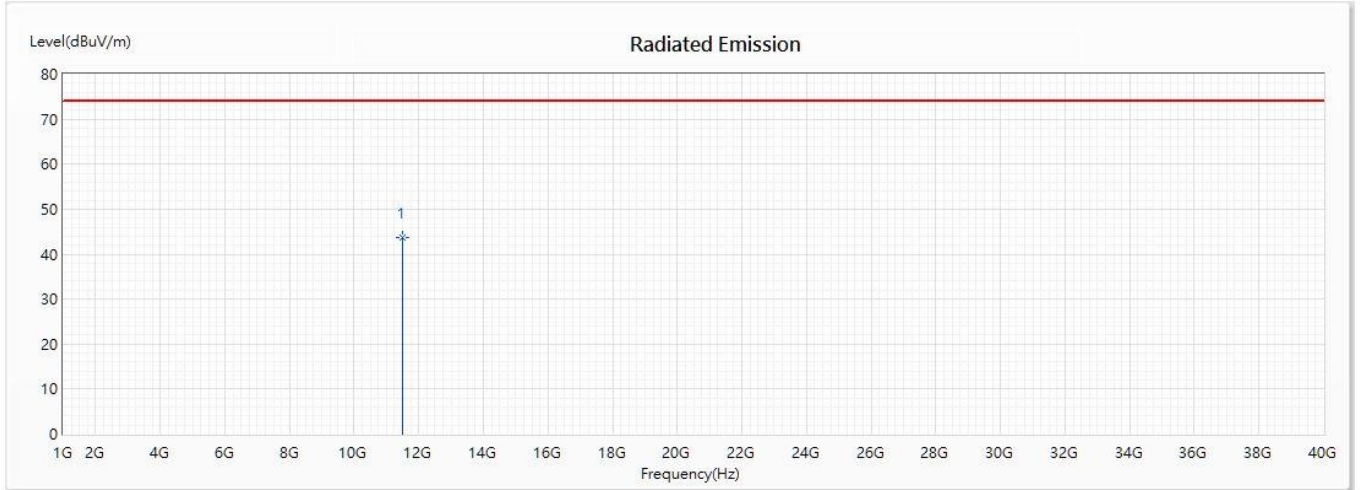
No	Frequency (MHz)	Emission Level (dBuV/m)	Limit (dBuV/m)	Margin (dB)	Reading Level (dBuV)	Correct Factor (dB/m)	Detector Type
* 1	11400	44.85	74.00	-29.15	56.08	-11.23	PK

Note:

1. All Readings below 1GHz are Quasi-Peak, above 1GHz are performed with peak and/or average measurements as necessary.
2. Emission Level = Reading Level + Correct Factor.
3. Correct Factor = Antenna factor + Cable loss – Amplifier gain.
4. The average measurement was not performed when the peak measured data under the limit of average detection.
5. The emission levels of other frequencies are very lower than the limit and not show in test report.

Product : Mobile Computer
 Test Item : Harmonic Radiated Emission Data
 Test Mode : Mode 1: Transmit (802.11a-6Mbps) (5745MHz)
 Test Date : 2020/06/12

Horizontal



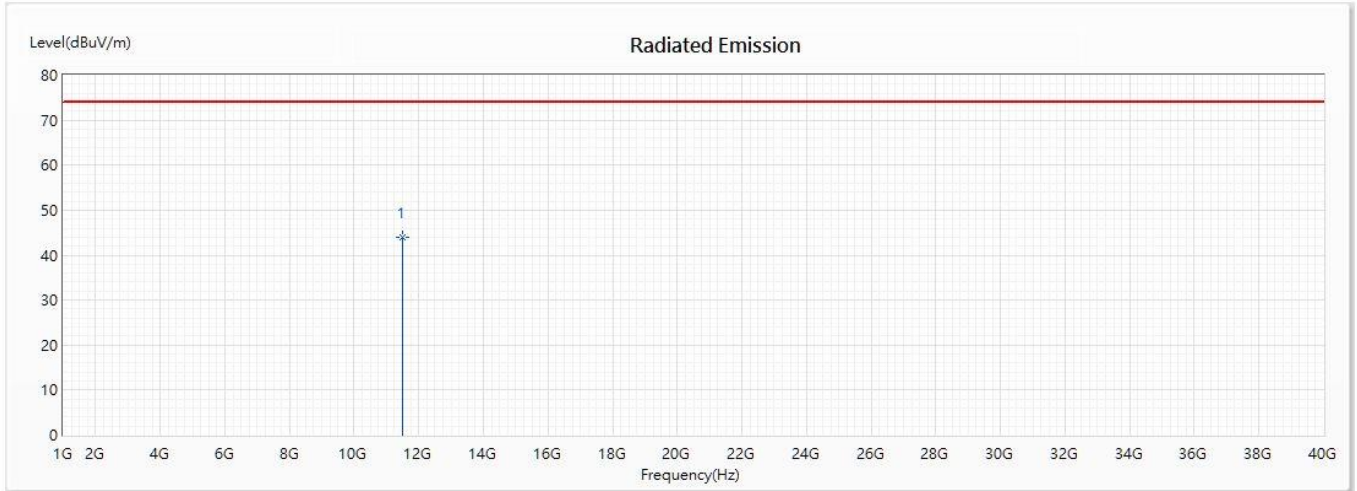
No	Frequency (MHz)	Emission Level (dBuV/m)	Limit (dBuV/m)	Margin (dB)	Reading Level (dBuV)	Correct Factor (dB/m)	Detector Type
* 1	11490	43.81	74.00	-30.19	55.58	-11.77	PK

Note:

1. All Readings below 1GHz are Quasi-Peak, above 1GHz are performed with peak and/or average measurements as necessary.
2. Emission Level = Reading Level + Correct Factor.
3. Correct Factor = Antenna factor + Cable loss – Amplifier gain.
4. The average measurement was not performed when the peak measured data under the limit of average detection.
5. The emission levels of other frequencies are very lower than the limit and not show in test report.

Product : Mobile Computer
 Test Item : Harmonic Radiated Emission Data
 Test Mode : Mode 1: Transmit (802.11a-6Mbps) (5745MHz)
 Test Date : 2020/06/12

Vertical



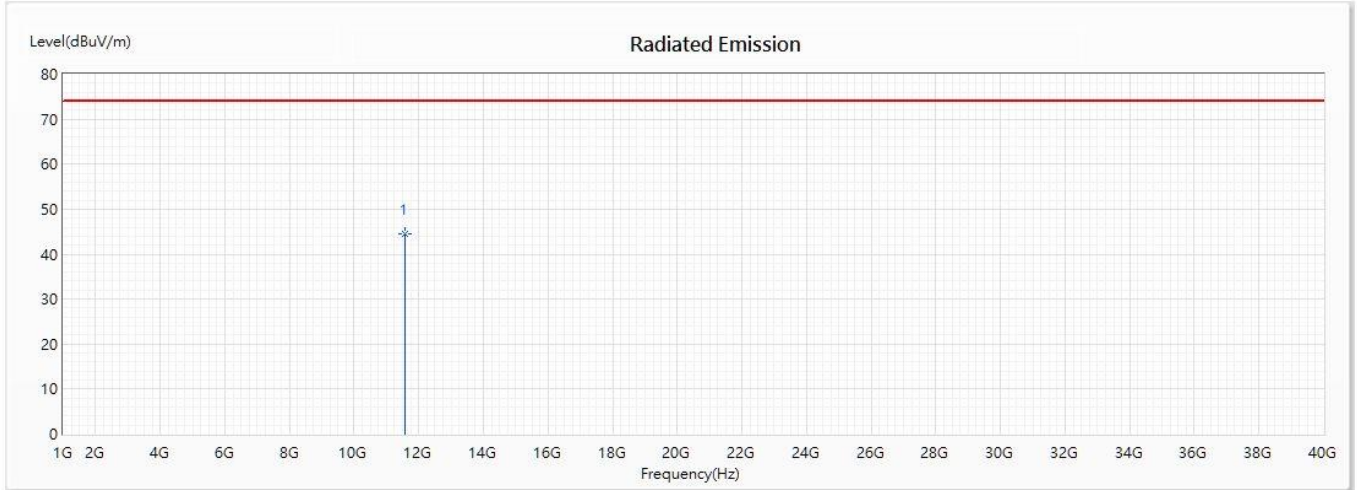
No	Frequency (MHz)	Emission Level (dBuV/m)	Limit (dBuV/m)	Margin (dB)	Reading Level (dBuV)	Correct Factor (dB/m)	Detector Type
* 1	11490	43.98	74.00	-30.02	55.75	-11.77	PK

Note:

1. All Readings below 1GHz are Quasi-Peak, above 1GHz are performed with peak and/or average measurements as necessary.
2. Emission Level = Reading Level + Correct Factor.
3. Correct Factor = Antenna factor + Cable loss – Amplifier gain.
4. The average measurement was not performed when the peak measured data under the limit of average detection.
5. The emission levels of other frequencies are very lower than the limit and not show in test report.

Product : Mobile Computer
 Test Item : Harmonic Radiated Emission Data
 Test Mode : Mode 1: Transmit (802.11a-6Mbps) (5785MHz)
 Test Date : 2020/06/12

Horizontal



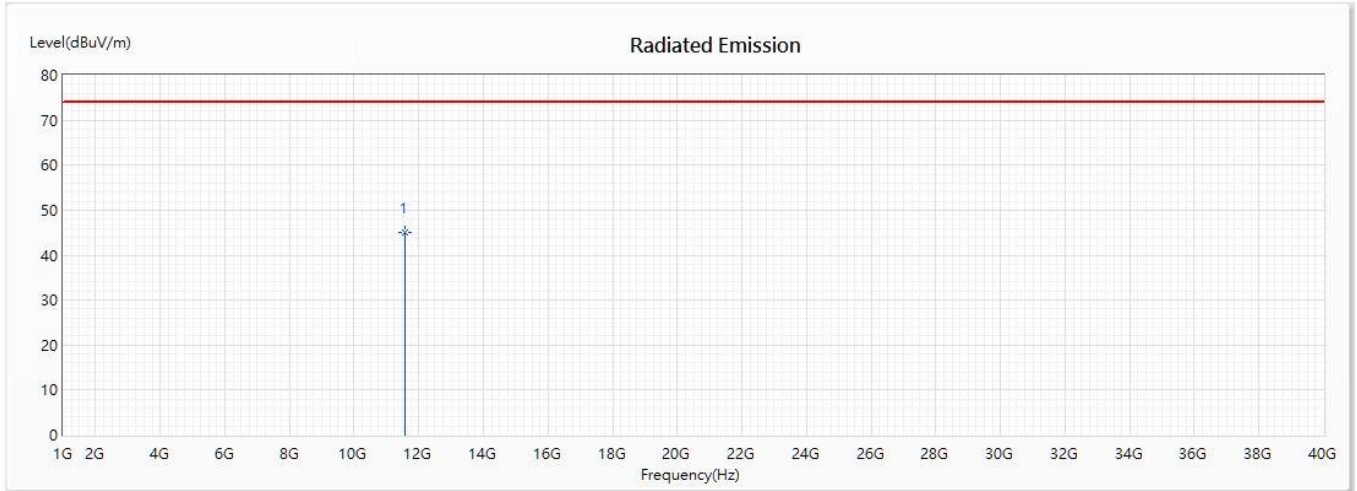
No	Frequency (MHz)	Emission Level (dBuV/m)	Limit (dBuV/m)	Margin (dB)	Reading Level (dBuV)	Correct Factor (dB/m)	Detector Type
* 1	11570	44.52	74.00	-29.48	55.93	-11.41	PK

Note:

1. All Readings below 1GHz are Quasi-Peak, above 1GHz are performed with peak and/or average measurements as necessary.
2. Emission Level = Reading Level + Correct Factor.
3. Correct Factor = Antenna factor + Cable loss – Amplifier gain.
4. The average measurement was not performed when the peak measured data under the limit of average detection.
5. The emission levels of other frequencies are very lower than the limit and not show in test report.

Product : Mobile Computer
 Test Item : Harmonic Radiated Emission Data
 Test Mode : Mode 1: Transmit (802.11a-6Mbps) (5785MHz)
 Test Date : 2020/06/12

Vertical



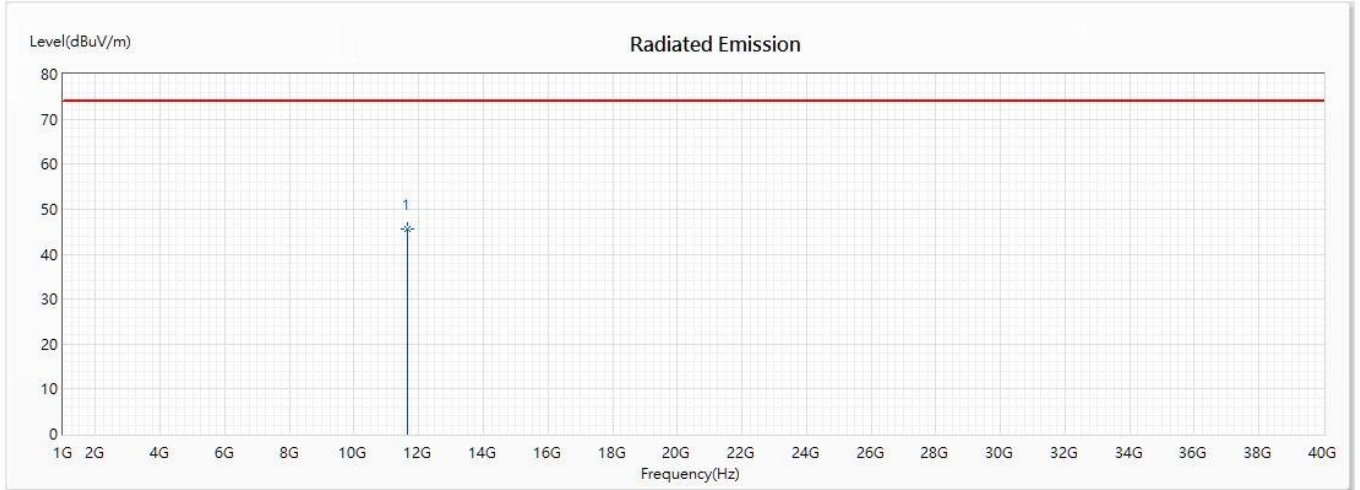
No	Frequency (MHz)	Emission Level (dBuV/m)	Limit (dBuV/m)	Margin (dB)	Reading Level (dBuV)	Correct Factor (dB/m)	Detector Type
* 1	11570	45.06	74.00	-28.94	56.47	-11.41	PK

Note:

1. All Readings below 1GHz are Quasi-Peak, above 1GHz are performed with peak and/or average measurements as necessary.
2. Emission Level = Reading Level + Correct Factor.
3. Correct Factor = Antenna factor + Cable loss – Amplifier gain.
4. The average measurement was not performed when the peak measured data under the limit of average detection.
5. The emission levels of other frequencies are very lower than the limit and not show in test report.

Product : Mobile Computer
 Test Item : Harmonic Radiated Emission Data
 Test Mode : Mode 1: Transmit (802.11a-6Mbps) (5825MHz)
 Test Date : 2020/06/12

Horizontal



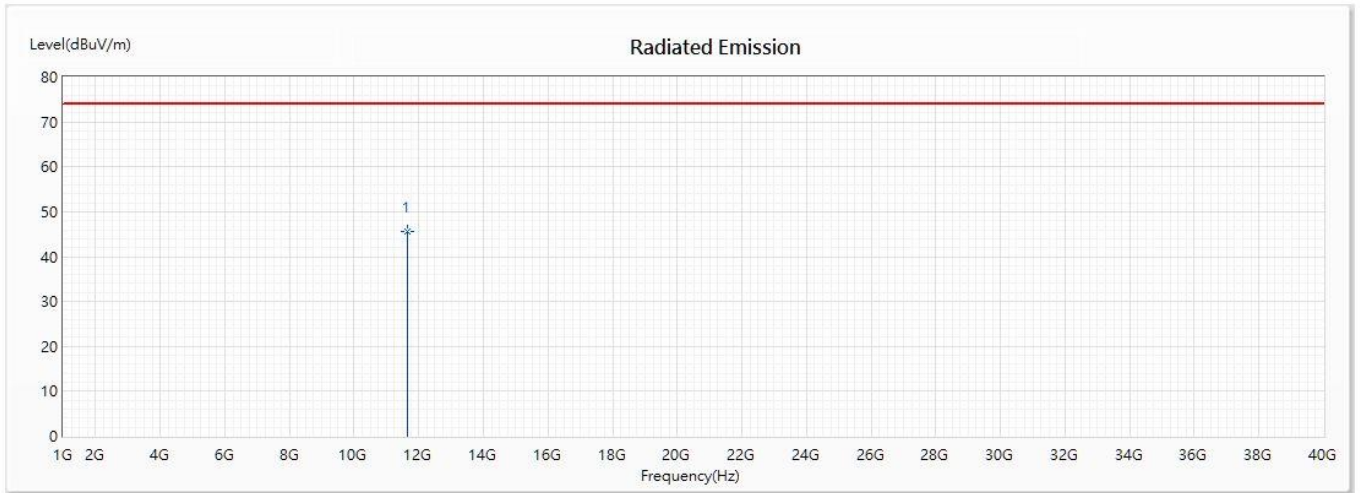
No	Frequency (MHz)	Emission Level (dBuV/m)	Limit (dBuV/m)	Margin (dB)	Reading Level (dBuV)	Correct Factor (dB/m)	Detector Type
* 1	11650	45.55	74.00	-28.45	56.43	-10.88	PK

Note:

1. All Readings below 1GHz are Quasi-Peak, above 1GHz are performed with peak and/or average measurements as necessary.
2. Emission Level = Reading Level + Correct Factor.
3. Correct Factor = Antenna factor + Cable loss – Amplifier gain.
4. The average measurement was not performed when the peak measured data under the limit of average detection.
5. The emission levels of other frequencies are very lower than the limit and not show in test report.

Product : Mobile Computer
 Test Item : Harmonic Radiated Emission Data
 Test Mode : Mode 1: Transmit (802.11 a-6Mbps) (5825MHz)
 Test Date : 2020/06/12

Vertical



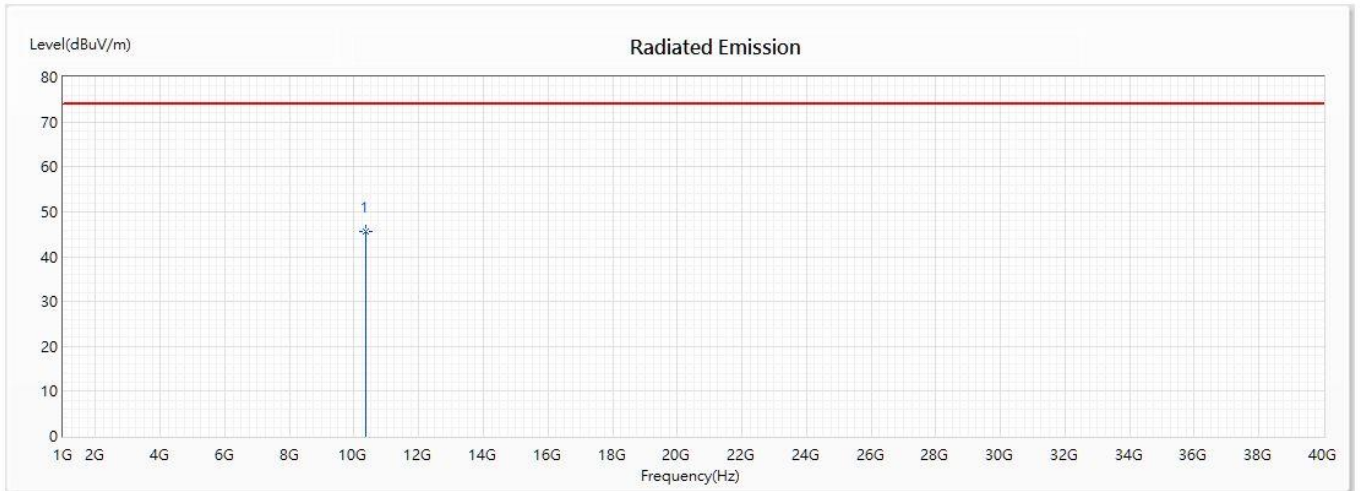
No	Frequency (MHz)	Emission Level (dBuV/m)	Limit (dBuV/m)	Margin (dB)	Reading Level (dBuV)	Correct Factor (dB/m)	Detector Type
* 1	11650	45.62	74.00	-28.38	56.50	-10.88	PK

Note:

1. All Readings below 1GHz are Quasi-Peak, above 1GHz are performed with peak and/or average measurements as necessary.
2. Emission Level = Reading Level + Correct Factor.
3. Correct Factor = Antenna factor + Cable loss – Amplifier gain.
4. The average measurement was not performed when the peak measured data under the limit of average detection.
5. The emission levels of other frequencies are very lower than the limit and not show in test report.

Product : Mobile Computer
 Test Item : Harmonic Radiated Emission Data
 Test Mode : Mode 2: Transmit (802.11n-20BW 7.2Mbps) (5180MHz)
 Test Date : 2020/06/15

Horizontal



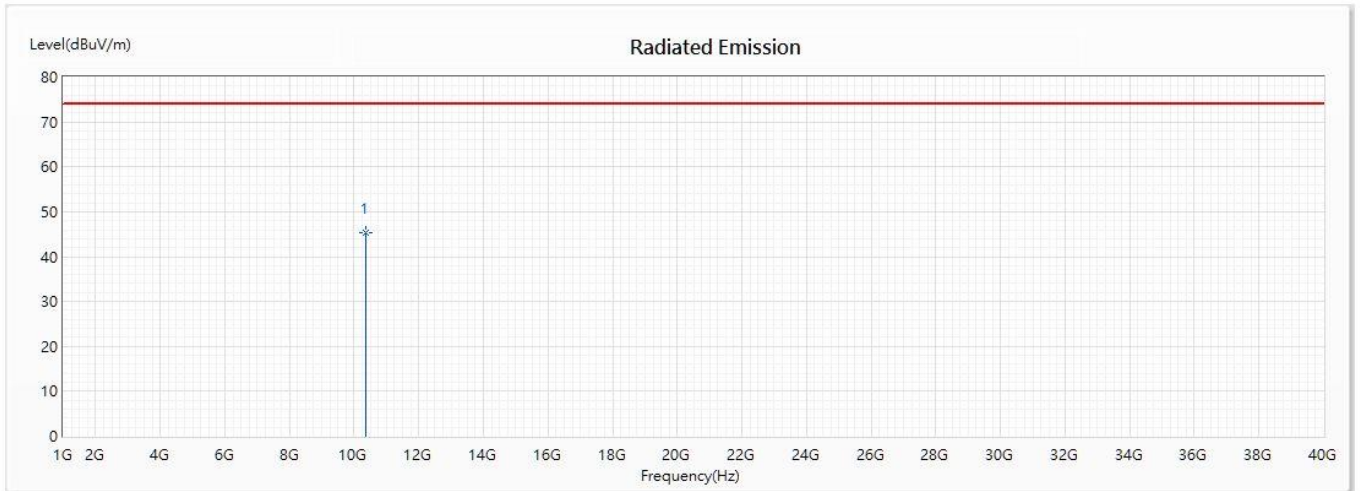
No	Frequency (MHz)	Emission Level (dBuV/m)	Limit (dBuV/m)	Margin (dB)	Reading Level (dBuV)	Correct Factor (dB/m)	Detector Type
* 1	10360	45.51	74.00	-28.49	57.11	-11.60	PK

Note:

1. All Readings below 1GHz are Quasi-Peak, above 1GHz are performed with peak and/or average measurements as necessary.
2. Emission Level = Reading Level + Correct Factor.
3. Correct Factor = Antenna factor + Cable loss – Amplifier gain.
4. The average measurement was not performed when the peak measured data under the limit of average detection.
5. The emission levels of other frequencies are very lower than the limit and not show in test report.

Product : Mobile Computer
 Test Item : Harmonic Radiated Emission Data
 Test Mode : Mode 2: Transmit (802.11n-20BW 7.2Mbps) (5180MHz)
 Test Date : 2020/06/15

Vertical



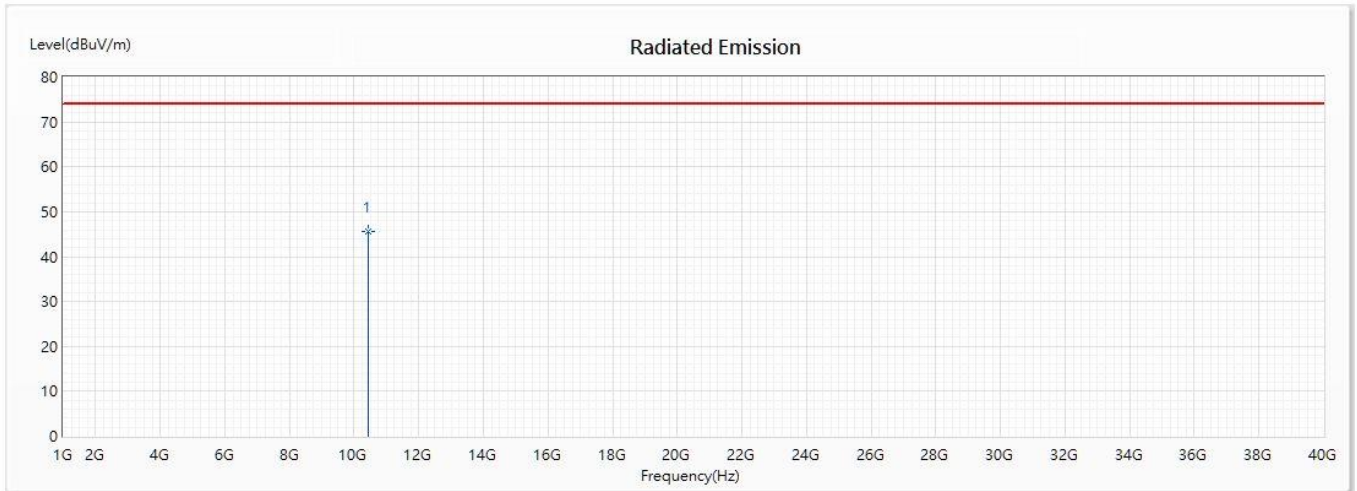
No	Frequency (MHz)	Emission Level (dBuV/m)	Limit (dBuV/m)	Margin (dB)	Reading Level (dBuV)	Correct Factor (dB/m)	Detector Type
* 1	10360	45.45	74.00	-28.55	57.05	-11.60	PK

Note:

1. All Readings below 1GHz are Quasi-Peak, above 1GHz are performed with peak and/or average measurements as necessary.
2. Emission Level = Reading Level + Correct Factor.
3. Correct Factor = Antenna factor + Cable loss – Amplifier gain.
4. The average measurement was not performed when the peak measured data under the limit of average detection.
5. The emission levels of other frequencies are very lower than the limit and not show in test report.

Product : Mobile Computer
 Test Item : Harmonic Radiated Emission Data
 Test Mode : Mode 2: Transmit (802.11n-20BW 7.2Mbps) (5220MHz)
 Test Date : 2020/06/15

Horizontal



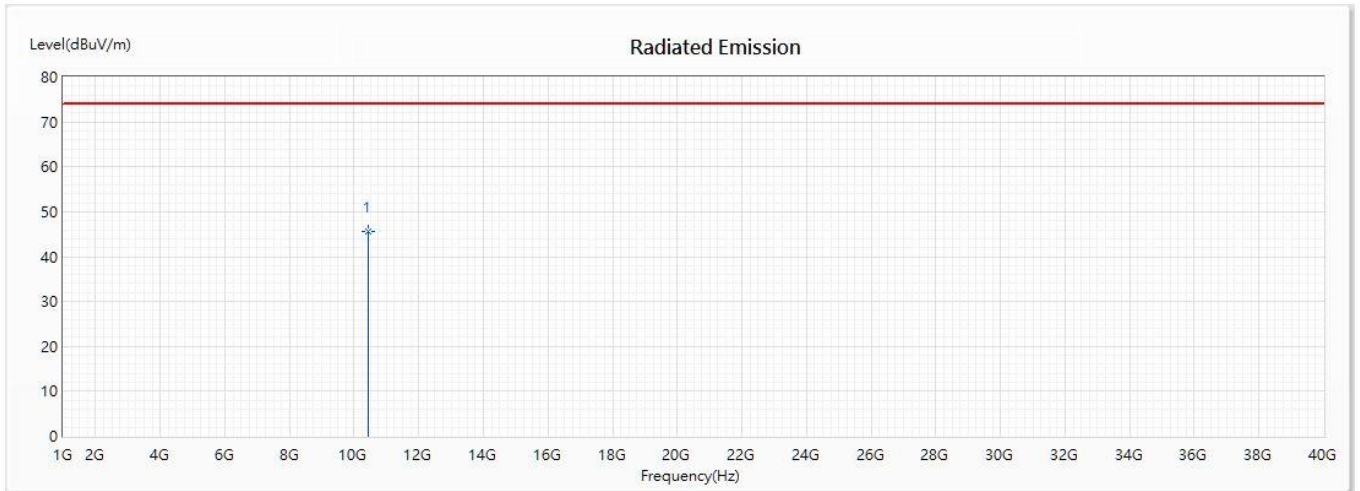
No	Frequency (MHz)	Emission Level (dBuV/m)	Limit (dBuV/m)	Margin (dB)	Reading Level (dBuV)	Correct Factor (dB/m)	Detector Type
* 1	10440	45.63	74.00	-28.37	58.04	-12.41	PK

Note:

1. All Readings below 1GHz are Quasi-Peak, above 1GHz are performed with peak and/or average measurements as necessary.
2. Emission Level = Reading Level + Correct Factor.
3. Correct Factor = Antenna factor + Cable loss – Amplifier gain.
4. The average measurement was not performed when the peak measured data under the limit of average detection.
5. The emission levels of other frequencies are very lower than the limit and not show in test report.

Product : Mobile Computer
 Test Item : Harmonic Radiated Emission Data
 Test Mode : Mode 2: Transmit (802.11n-20BW 7.2Mbps) (5220MHz)
 Test Date : 2020/06/15

Vertical



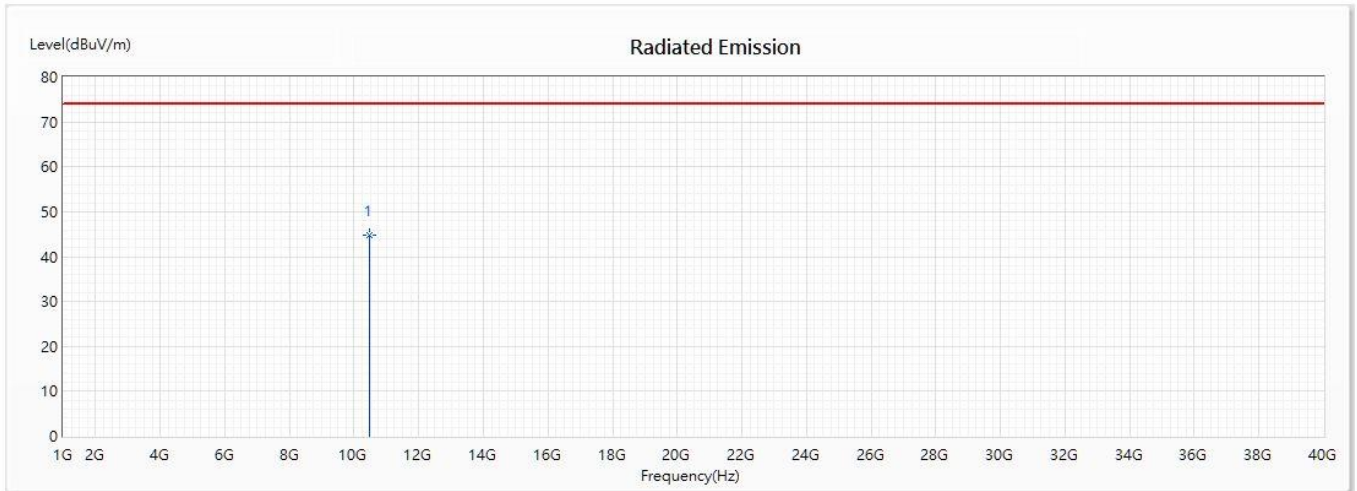
No	Frequency (MHz)	Emission Level (dBuV/m)	Limit (dBuV/m)	Margin (dB)	Reading Level (dBuV)	Correct Factor (dB/m)	Detector Type
* 1	10440	45.66	74.00	-28.34	58.07	-12.41	PK

Note:

1. All Readings below 1GHz are Quasi-Peak, above 1GHz are performed with peak and/or average measurements as necessary.
2. Emission Level = Reading Level + Correct Factor.
3. Correct Factor = Antenna factor + Cable loss – Amplifier gain.
4. The average measurement was not performed when the peak measured data under the limit of average detection.
5. The emission levels of other frequencies are very lower than the limit and not show in test report.

Product : Mobile Computer
 Test Item : Harmonic Radiated Emission Data
 Test Mode : Mode 2: Transmit (802.11n-20BW 7.2Mbps) (5240MHz)
 Test Date : 2020/06/15

Horizontal



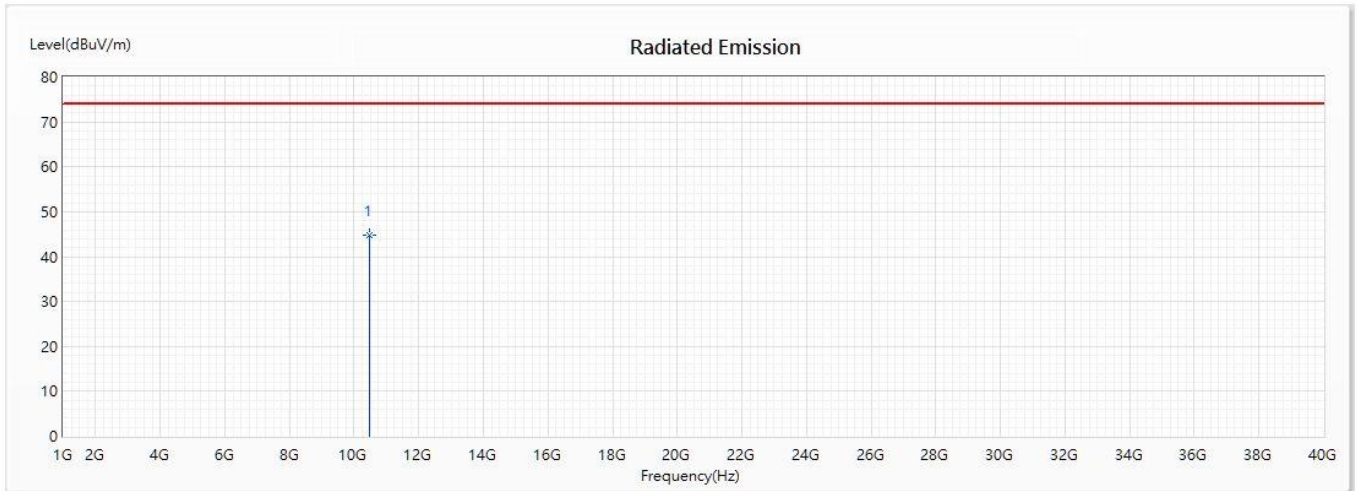
No	Frequency (MHz)	Emission Level (dBuV/m)	Limit (dBuV/m)	Margin (dB)	Reading Level (dBuV)	Correct Factor (dB/m)	Detector Type
* 1	10480	44.75	74.00	-29.25	57.50	-12.75	PK

Note:

1. All Readings below 1GHz are Quasi-Peak, above 1GHz are performed with peak and/or average measurements as necessary.
2. Emission Level = Reading Level + Correct Factor.
3. Correct Factor = Antenna factor + Cable loss – Amplifier gain.
4. The average measurement was not performed when the peak measured data under the limit of average detection.
5. The emission levels of other frequencies are very lower than the limit and not show in test report.

Product : Mobile Computer
 Test Item : Harmonic Radiated Emission Data
 Test Mode : Mode 2: Transmit (802.11n-20BW 7.2Mbps) (5240MHz)
 Test Date : 2020/06/15

Vertical



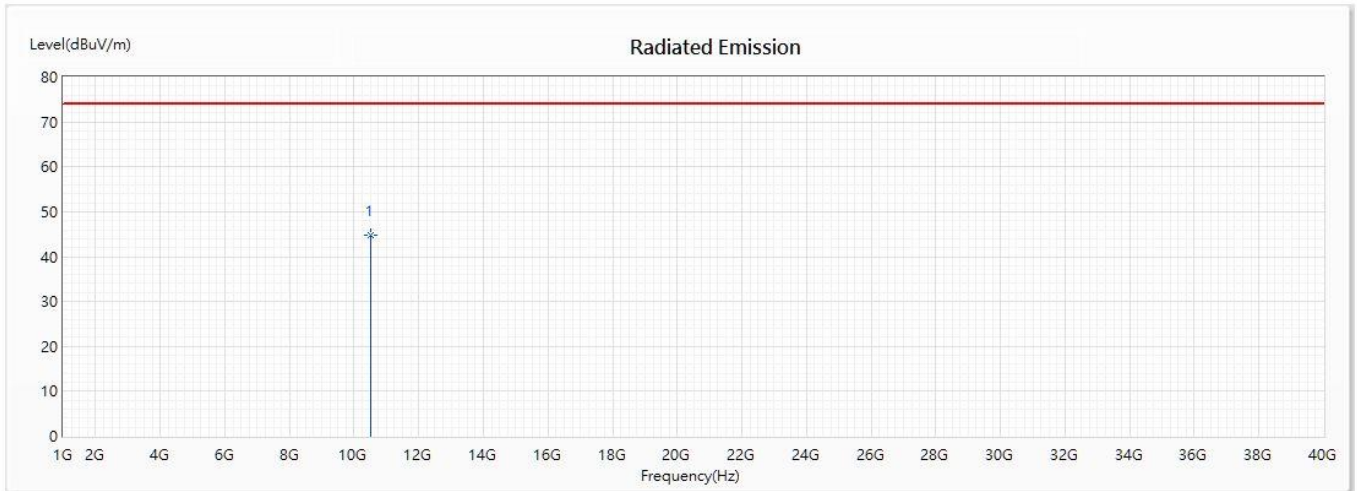
No	Frequency (MHz)	Emission Level (dBuV/m)	Limit (dBuV/m)	Margin (dB)	Reading Level (dBuV)	Correct Factor (dB/m)	Detector Type
* 1	10480	44.66	74.00	-29.34	57.41	-12.75	PK

Note:

1. All Readings below 1GHz are Quasi-Peak, above 1GHz are performed with peak and/or average measurements as necessary.
2. Emission Level = Reading Level + Correct Factor.
3. Correct Factor = Antenna factor + Cable loss – Amplifier gain.
4. The average measurement was not performed when the peak measured data under the limit of average detection.
5. The emission levels of other frequencies are very lower than the limit and not show in test report.

Product : Mobile Computer
 Test Item : Harmonic Radiated Emission Data
 Test Mode : Mode 2: Transmit (802.11n-20BW 7.2Mbps) (5260MHz)
 Test Date : 2020/06/15

Horizontal



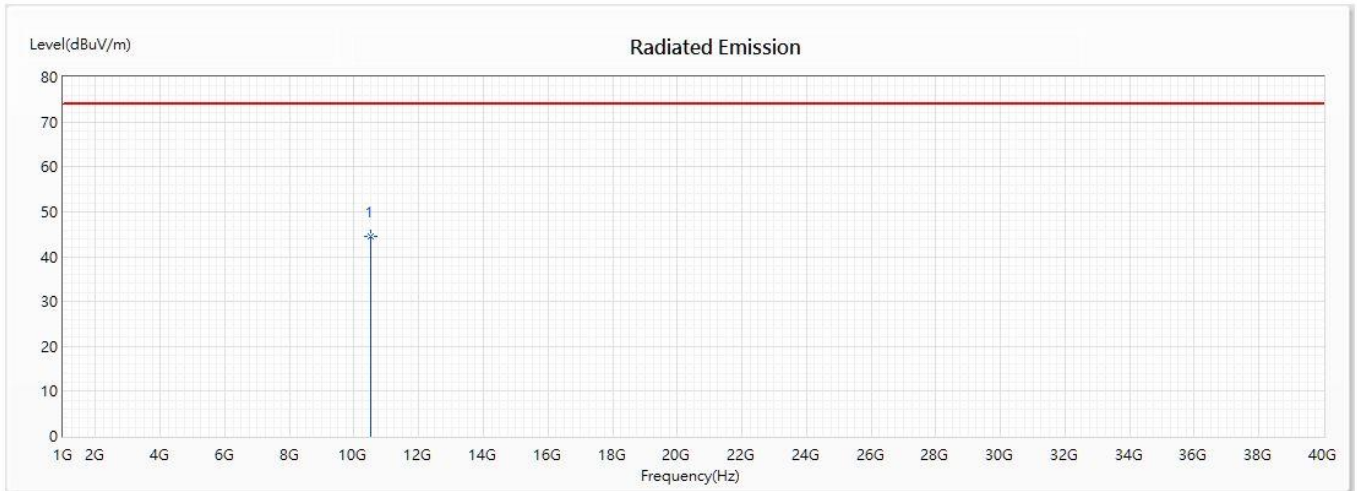
No	Frequency (MHz)	Emission Level (dBuV/m)	Limit (dBuV/m)	Margin (dB)	Reading Level (dBuV)	Correct Factor (dB/m)	Detector Type
* 1	10520	44.83	74.00	-29.17	57.93	-13.10	PK

Note:

1. All Readings below 1GHz are Quasi-Peak, above 1GHz are performed with peak and/or average measurements as necessary.
2. Emission Level = Reading Level + Correct Factor.
3. Correct Factor = Antenna factor + Cable loss – Amplifier gain.
4. The average measurement was not performed when the peak measured data under the limit of average detection.
5. The emission levels of other frequencies are very lower than the limit and not show in test report.

Product : Mobile Computer
 Test Item : Harmonic Radiated Emission Data
 Test Mode : Mode 2: Transmit (802.11n-20BW 7.2Mbps) (5260MHz)
 Test Date : 2020/06/15

Vertical



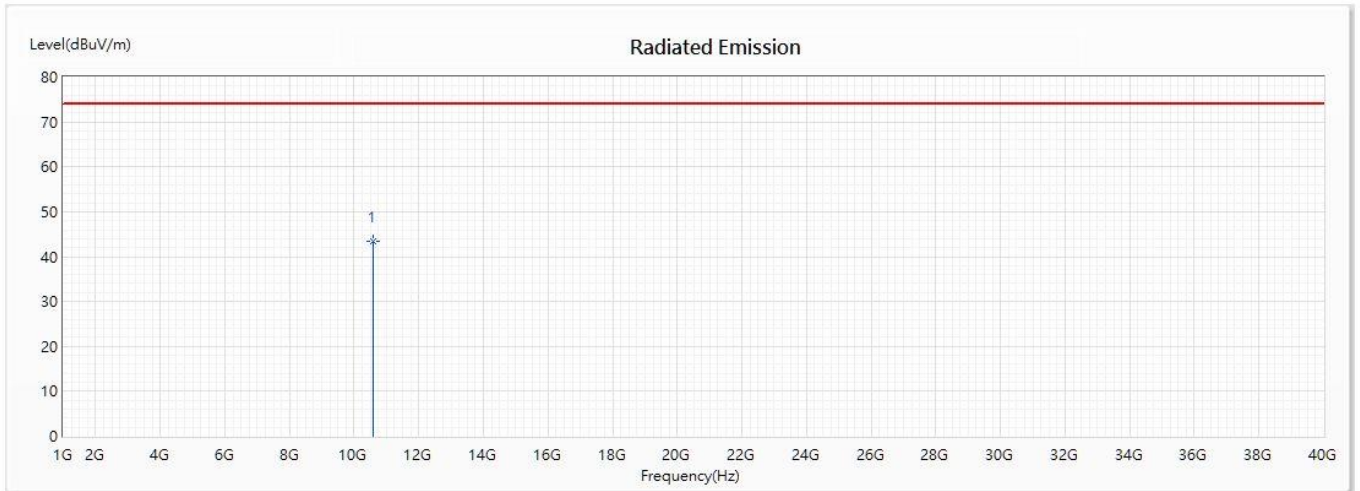
No	Frequency (MHz)	Emission Level (dBuV/m)	Limit (dBuV/m)	Margin (dB)	Reading Level (dBuV)	Correct Factor (dB/m)	Detector Type
* 1	10520	44.38	74.00	-29.62	57.48	-13.10	PK

Note:

1. All Readings below 1GHz are Quasi-Peak, above 1GHz are performed with peak and/or average measurements as necessary.
2. Emission Level = Reading Level + Correct Factor.
3. Correct Factor = Antenna factor + Cable loss – Amplifier gain.
4. The average measurement was not performed when the peak measured data under the limit of average detection.
5. The emission levels of other frequencies are very lower than the limit and not show in test report.

Product : Mobile Computer
 Test Item : Harmonic Radiated Emission Data
 Test Mode : Mode 2: Transmit (802.11n-20BW 7.2Mbps) (5300MHz)
 Test Date : 2020/06/15

Horizontal



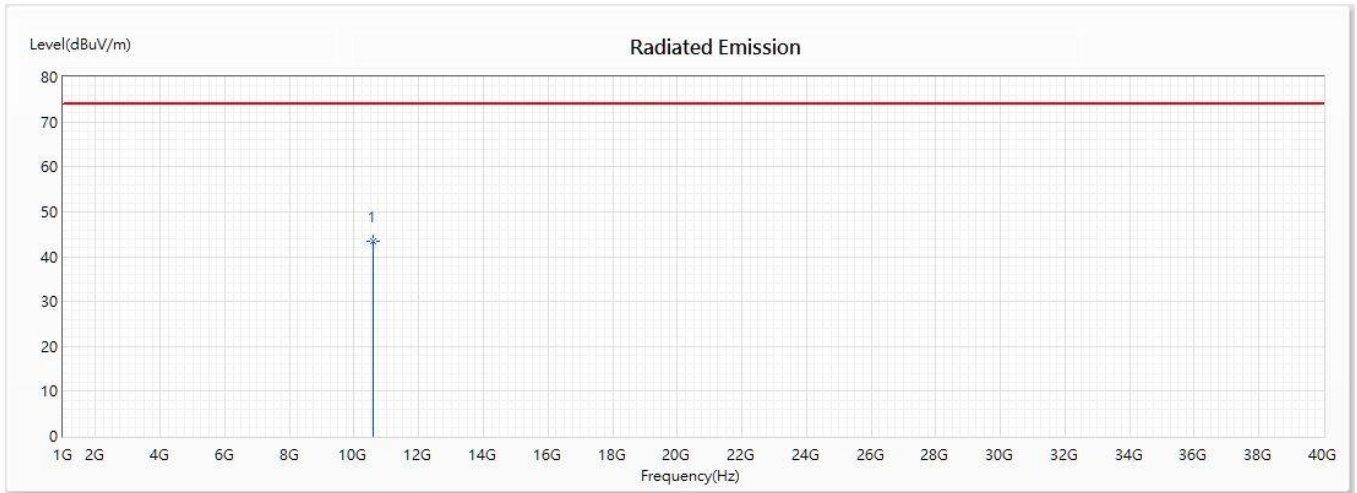
No	Frequency (MHz)	Emission Level (dBuV/m)	Limit (dBuV/m)	Margin (dB)	Reading Level (dBuV)	Correct Factor (dB/m)	Detector Type
* 1	10600	43.35	74.00	-30.65	57.20	-13.85	PK

Note:

1. All Readings below 1GHz are Quasi-Peak, above 1GHz are performed with peak and/or average measurements as necessary.
2. Emission Level = Reading Level + Correct Factor.
3. Correct Factor = Antenna factor + Cable loss – Amplifier gain.
4. The average measurement was not performed when the peak measured data under the limit of average detection.
5. The emission levels of other frequencies are very lower than the limit and not show in test report.

Product : Mobile Computer
 Test Item : Harmonic Radiated Emission Data
 Test Mode : Mode 2: Transmit (802.11n-20BW 7.2Mbps) (5300MHz)
 Test Date : 2020/06/15

Vertical



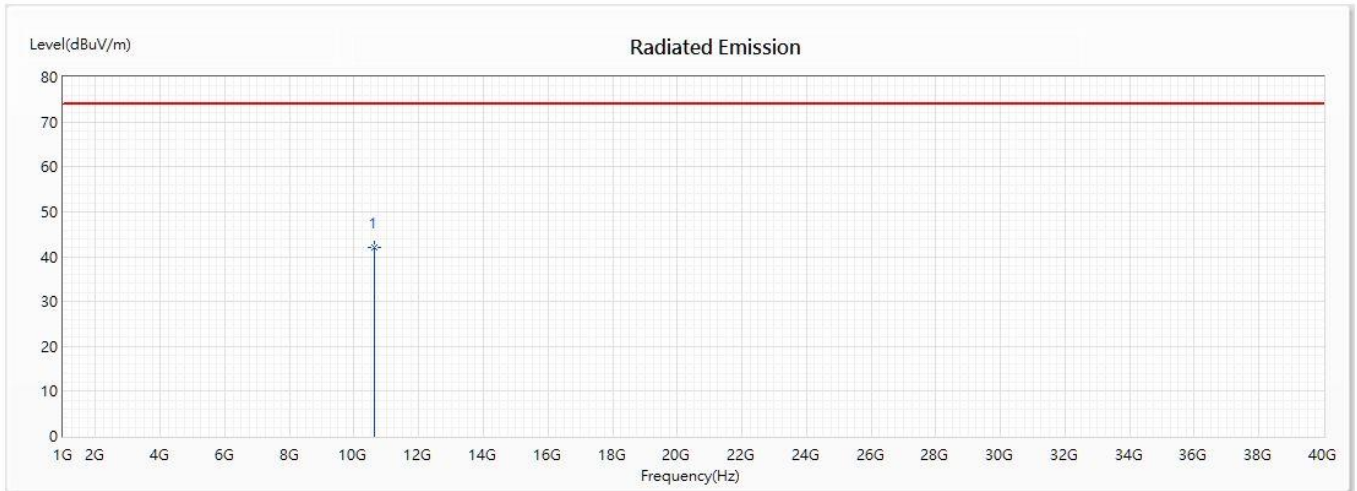
No	Frequency (MHz)	Emission Level (dBuV/m)	Limit (dBuV/m)	Margin (dB)	Reading Level (dBuV)	Correct Factor (dB/m)	Detector Type
* 1	10600	43.31	74.00	-30.69	57.16	-13.85	PK

Note:

1. All Readings below 1GHz are Quasi-Peak, above 1GHz are performed with peak and/or average measurements as necessary.
2. Emission Level = Reading Level + Correct Factor.
3. Correct Factor = Antenna factor + Cable loss – Amplifier gain.
4. The average measurement was not performed when the peak measured data under the limit of average detection.
5. The emission levels of other frequencies are very lower than the limit and not show in test report.

Product : Mobile Computer
 Test Item : Harmonic Radiated Emission Data
 Test Mode : Mode 2: Transmit (802.11n-20BW 7.2Mbps) (5320MHz)
 Test Date : 2020/06/15

Horizontal



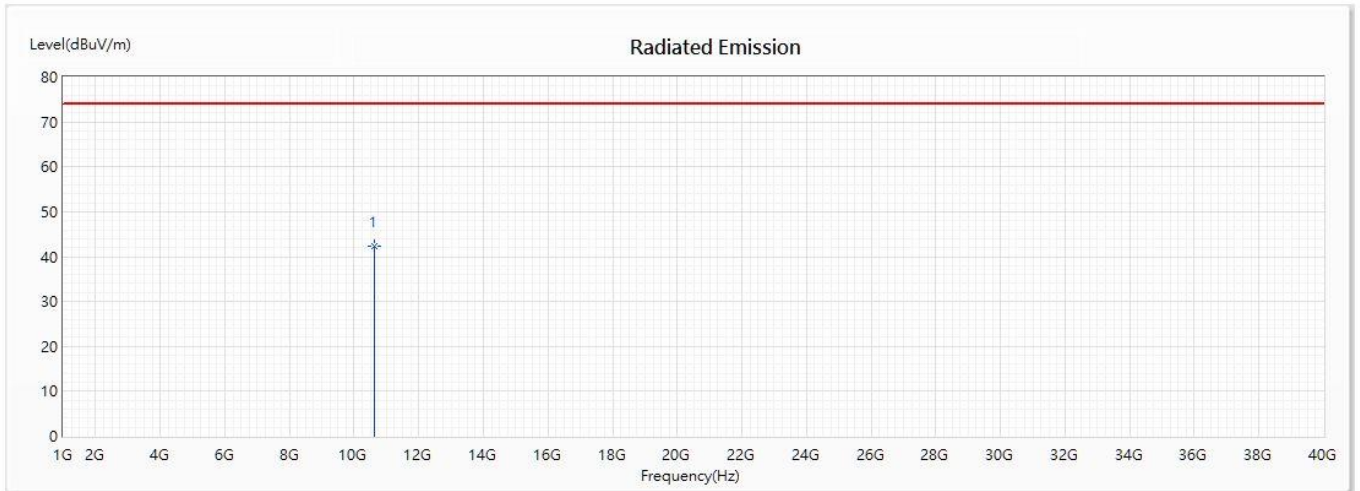
No	Frequency (MHz)	Emission Level (dBuV/m)	Limit (dBuV/m)	Margin (dB)	Reading Level (dBuV)	Correct Factor (dB/m)	Detector Type
* 1	10640	42.01	74.00	-31.99	56.12	-14.11	PK

Note:

1. All Readings below 1GHz are Quasi-Peak, above 1GHz are performed with peak and/or average measurements as necessary.
2. Emission Level = Reading Level + Correct Factor.
3. Correct Factor = Antenna factor + Cable loss – Amplifier gain.
4. The average measurement was not performed when the peak measured data under the limit of average detection.
5. The emission levels of other frequencies are very lower than the limit and not show in test report.

Product : Mobile Computer
 Test Item : Harmonic Radiated Emission Data
 Test Mode : Mode 2: Transmit (802.11n-20BW 7.2Mbps) (5320MHz)
 Test Date : 2020/06/15

Vertical



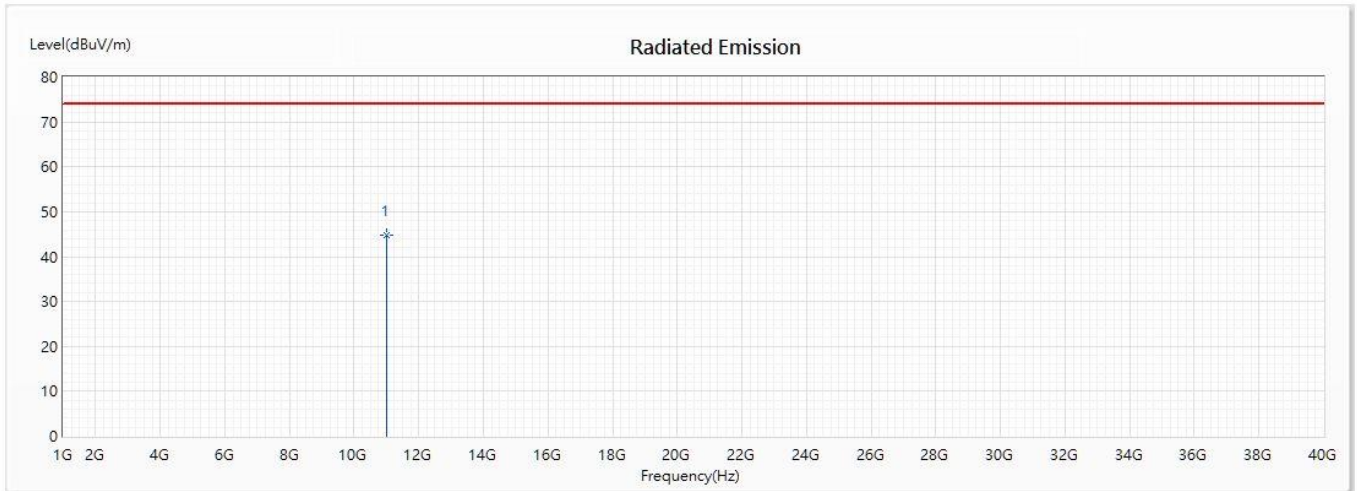
No	Frequency (MHz)	Emission Level (dBuV/m)	Limit (dBuV/m)	Margin (dB)	Reading Level (dBuV)	Correct Factor (dB/m)	Detector Type
* 1	10640	42.37	74.00	-31.63	56.48	-14.11	PK

Note:

1. All Readings below 1GHz are Quasi-Peak, above 1GHz are performed with peak and/or average measurements as necessary.
2. Emission Level = Reading Level + Correct Factor.
3. Correct Factor = Antenna factor + Cable loss – Amplifier gain.
4. The average measurement was not performed when the peak measured data under the limit of average detection.
5. The emission levels of other frequencies are very lower than the limit and not show in test report.

Product : Mobile Computer
 Test Item : Harmonic Radiated Emission Data
 Test Mode : Mode 2: Transmit (802.11n-20BW 7.2Mbps) (5500MHz)
 Test Date : 2020/06/15

Horizontal



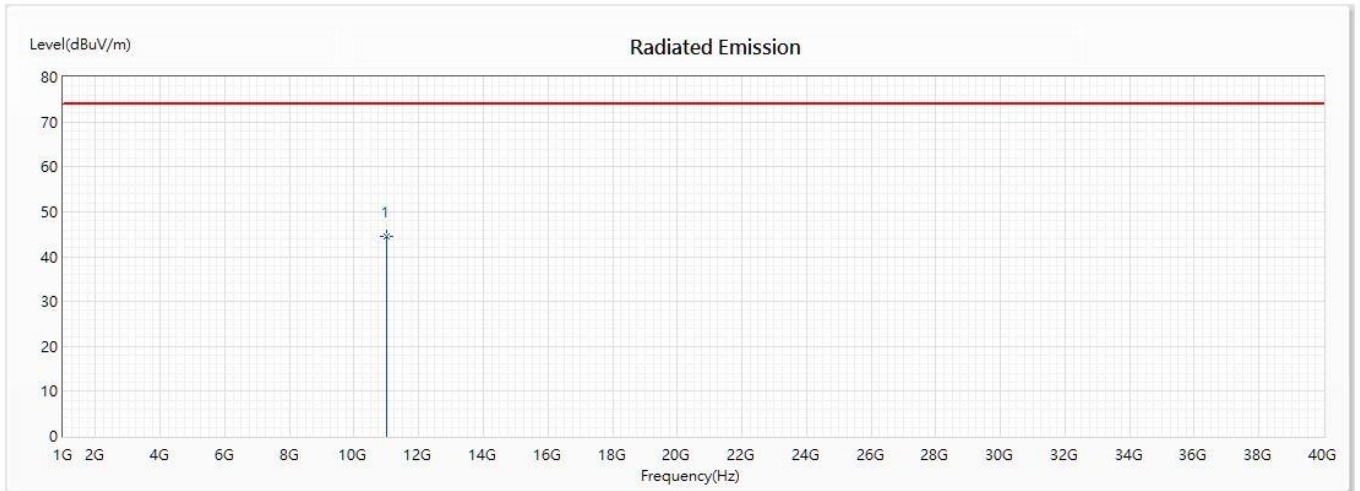
No	Frequency (MHz)	Emission Level (dBuV/m)	Limit (dBuV/m)	Margin (dB)	Reading Level (dBuV)	Correct Factor (dB/m)	Detector Type
* 1	11000	44.78	74.00	-29.22	57.38	-12.60	PK

Note:

1. All Readings below 1GHz are Quasi-Peak, above 1GHz are performed with peak and/or average measurements as necessary.
2. Emission Level = Reading Level + Correct Factor.
3. Correct Factor = Antenna factor + Cable loss – Amplifier gain.
4. The average measurement was not performed when the peak measured data under the limit of average detection.
5. The emission levels of other frequencies are very lower than the limit and not show in test report.

Product : Mobile Computer
 Test Item : Harmonic Radiated Emission Data
 Test Mode : Mode 2: Transmit (802.11n-20BW 7.2Mbps) (5500MHz)
 Test Date : 2020/06/15

Vertical



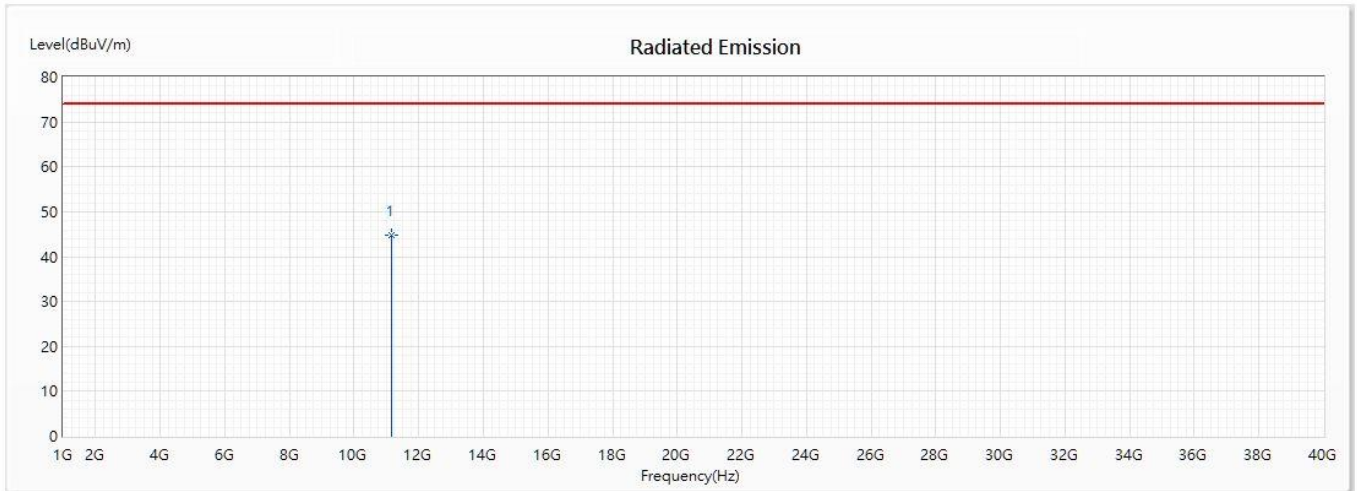
No	Frequency (MHz)	Emission Level (dBuV/m)	Limit (dBuV/m)	Margin (dB)	Reading Level (dBuV)	Correct Factor (dB/m)	Detector Type
* 1	11000	44.61	74.00	-29.39	57.21	-12.60	PK

Note:

1. All Readings below 1GHz are Quasi-Peak, above 1GHz are performed with peak and/or average measurements as necessary.
2. Emission Level = Reading Level + Correct Factor.
3. Correct Factor = Antenna factor + Cable loss – Amplifier gain.
4. The average measurement was not performed when the peak measured data under the limit of average detection.
5. The emission levels of other frequencies are very lower than the limit and not show in test report.

Product : Mobile Computer
 Test Item : Harmonic Radiated Emission Data
 Test Mode : Mode 2: Transmit (802.11n-20BW 7.2Mbps) (5580MHz)
 Test Date : 2020/06/15

Horizontal



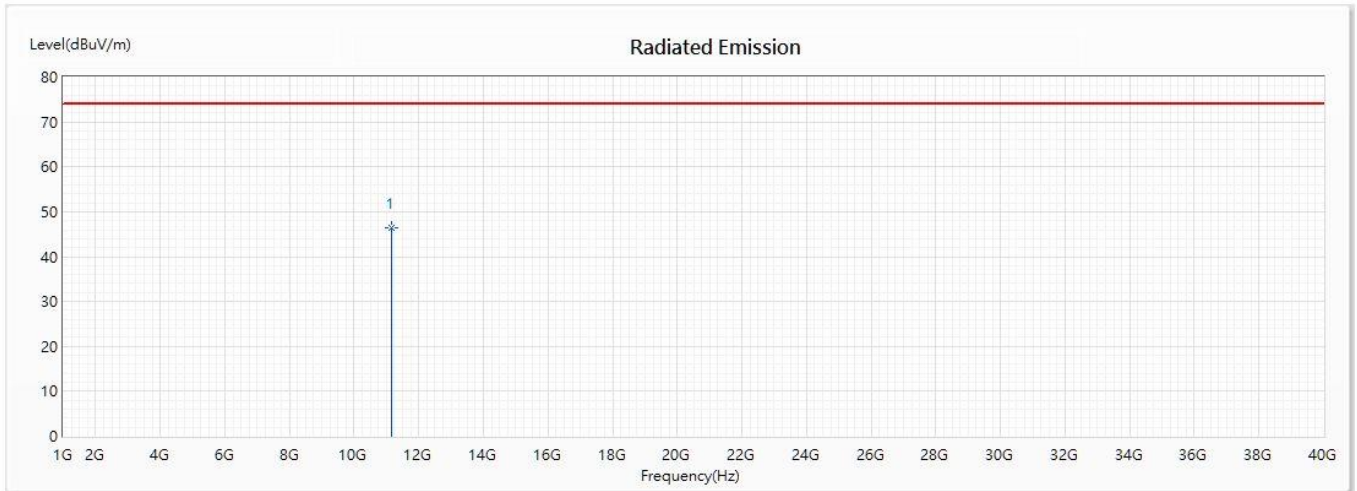
No	Frequency (MHz)	Emission Level (dBuV/m)	Limit (dBuV/m)	Margin (dB)	Reading Level (dBuV)	Correct Factor (dB/m)	Detector Type
* 1	11160	44.66	74.00	-29.34	55.66	-11.00	PK

Note:

1. All Readings below 1GHz are Quasi-Peak, above 1GHz are performed with peak and/or average measurements as necessary.
2. Emission Level = Reading Level + Correct Factor.
3. Correct Factor = Antenna factor + Cable loss – Amplifier gain.
4. The average measurement was not performed when the peak measured data under the limit of average detection.
5. The emission levels of other frequencies are very lower than the limit and not show in test report.

Product : Mobile Computer
 Test Item : Harmonic Radiated Emission Data
 Test Mode : Mode 2: Transmit (802.11n-20BW 7.2Mbps) (5580MHz)
 Test Date : 2020/06/15

Vertical



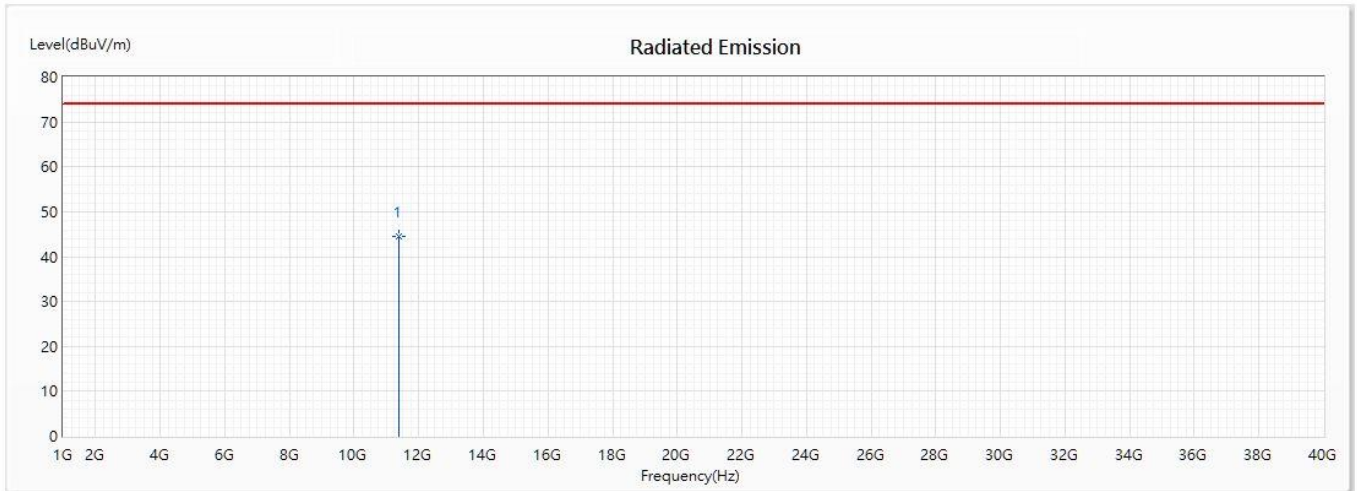
No	Frequency (MHz)	Emission Level (dBuV/m)	Limit (dBuV/m)	Margin (dB)	Reading Level (dBuV)	Correct Factor (dB/m)	Detector Type
* 1	11160	46.35	74.00	-27.65	57.35	-11.00	PK

Note:

1. All Readings below 1GHz are Quasi-Peak, above 1GHz are performed with peak and/or average measurements as necessary.
2. Emission Level = Reading Level + Correct Factor.
3. Correct Factor = Antenna factor + Cable loss – Amplifier gain.
4. The average measurement was not performed when the peak measured data under the limit of average detection.
5. The emission levels of other frequencies are very lower than the limit and not show in test report.

Product : Mobile Computer
 Test Item : Harmonic Radiated Emission Data
 Test Mode : Mode 2: Transmit (802.11n-20BW 7.2Mbps) (5700MHz)
 Test Date : 2020/06/15

Horizontal



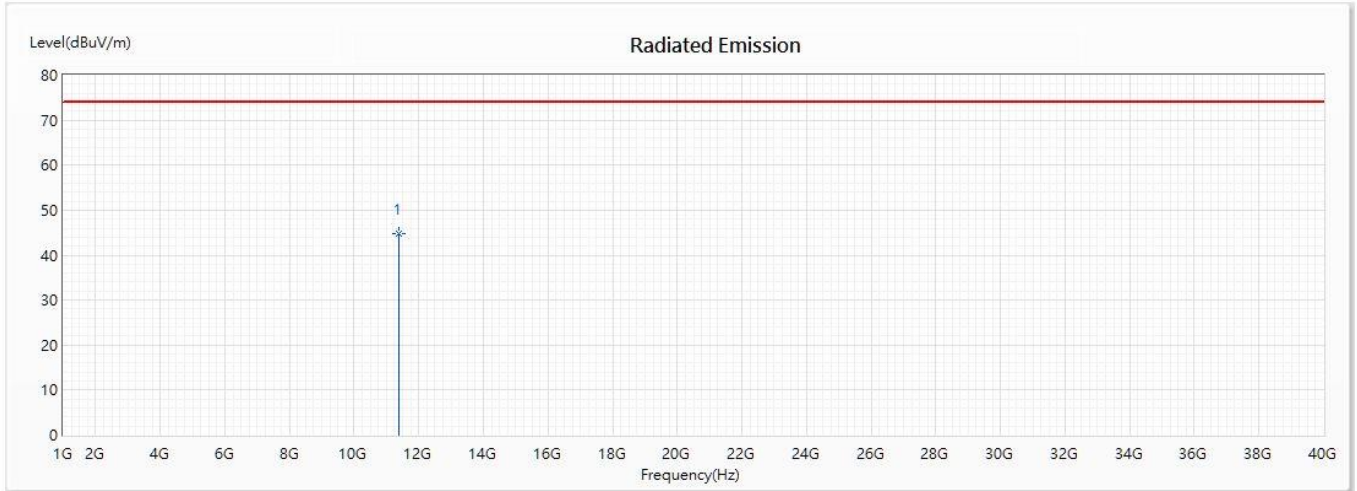
No	Frequency (MHz)	Emission Level (dBuV/m)	Limit (dBuV/m)	Margin (dB)	Reading Level (dBuV)	Correct Factor (dB/m)	Detector Type
* 1	11400	44.61	74.00	-29.39	55.84	-11.23	PK

Note:

1. All Readings below 1GHz are Quasi-Peak, above 1GHz are performed with peak and/or average measurements as necessary.
2. Emission Level = Reading Level + Correct Factor.
3. Correct Factor = Antenna factor + Cable loss – Amplifier gain.
4. The average measurement was not performed when the peak measured data under the limit of average detection.
5. The emission levels of other frequencies are very lower than the limit and not show in test report.

Product : Mobile Computer
 Test Item : Harmonic Radiated Emission Data
 Test Mode : Mode 2: Transmit (802.11n-20BW 7.2Mbps) (5700MHz)
 Test Date : 2020/06/15

Vertical



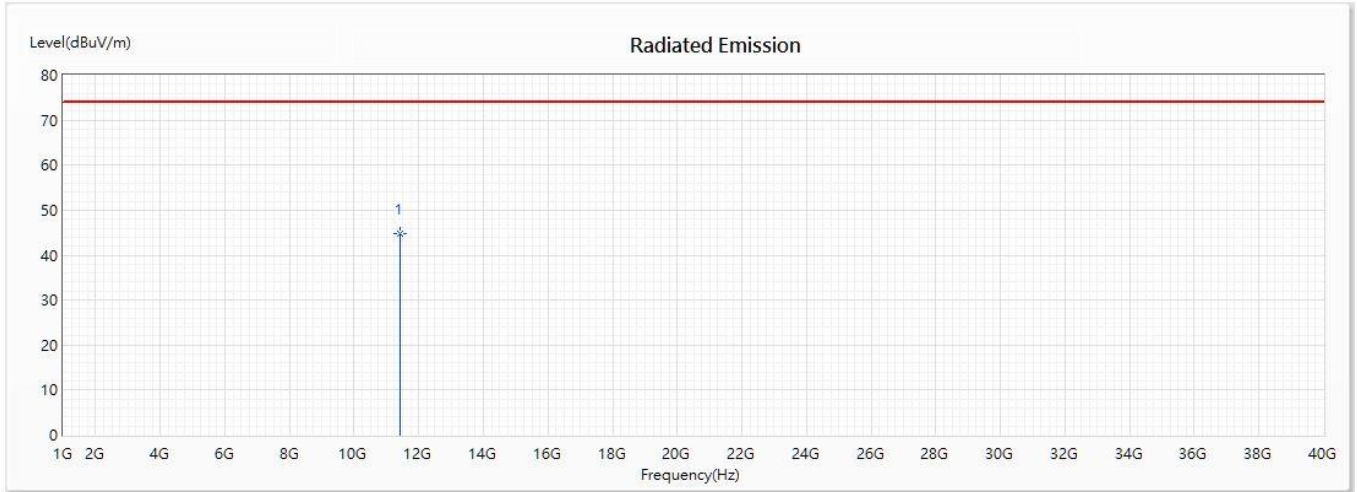
No	Frequency (MHz)	Emission Level (dBuV/m)	Limit (dBuV/m)	Margin (dB)	Reading Level (dBuV)	Correct Factor (dB/m)	Detector Type
* 1	11400	44.89	74.00	-29.11	56.12	-11.23	PK

Note:

1. All Readings below 1GHz are Quasi-Peak, above 1GHz are performed with peak and/or average measurements as necessary.
2. Emission Level = Reading Level + Correct Factor.
3. Correct Factor = Antenna factor + Cable loss – Amplifier gain.
4. The average measurement was not performed when the peak measured data under the limit of average detection.
5. The emission levels of other frequencies are very lower than the limit and not show in test report.

Product : Mobile Computer
 Test Item : Harmonic Radiated Emission Data
 Test Mode : Mode 2: Transmit (802.11n-20BW 7.2Mbps) (5720MHz)
 Test Date : 2020/06/23

Horizontal



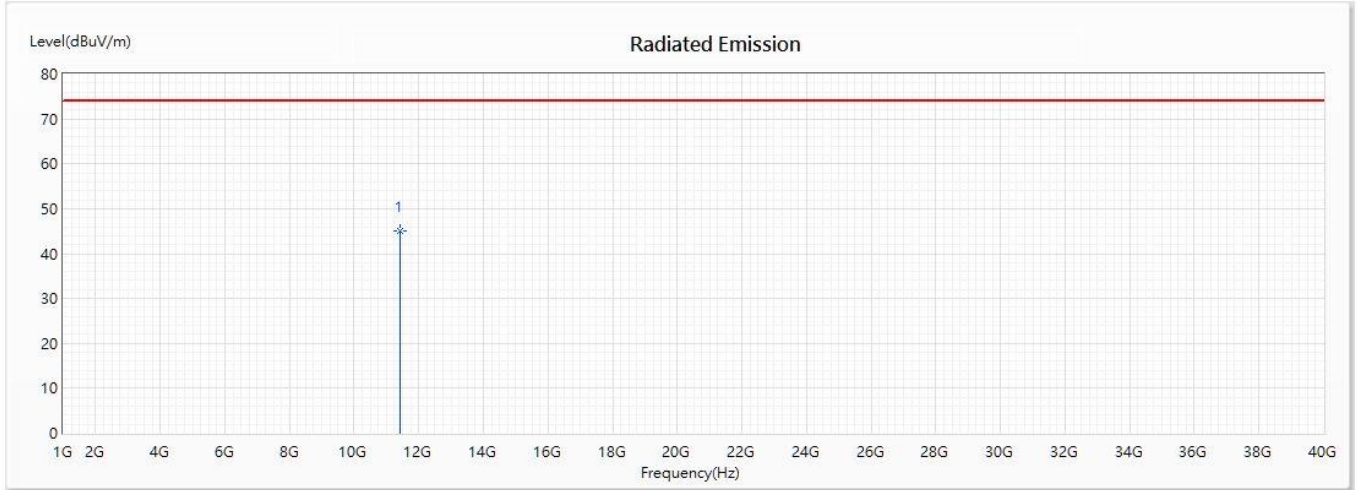
No	Frequency (MHz)	Emission Level (dBuV/m)	Limit (dBuV/m)	Margin (dB)	Reading Level (dBuV)	Correct Factor (dB/m)	Detector Type
* 1	11440	44.82	74.00	-29.18	56.29	-11.47	PK

Note:

1. All Readings below 1GHz are Quasi-Peak, above 1GHz are performed with peak and/or average measurements as necessary.
2. Emission Level = Reading Level + Correct Factor.
3. Correct Factor = Antenna factor + Cable loss – Amplifier gain.
4. The average measurement was not performed when the peak measured data under the limit of average detection.
5. The emission levels of other frequencies are very lower than the limit and not show in test report.

Product : Mobile Computer
 Test Item : Harmonic Radiated Emission Data
 Test Mode : Mode 2: Transmit (802.11n-20BW 7.2Mbps) (5720MHz)
 Test Date : 2020/06/23

Vertical



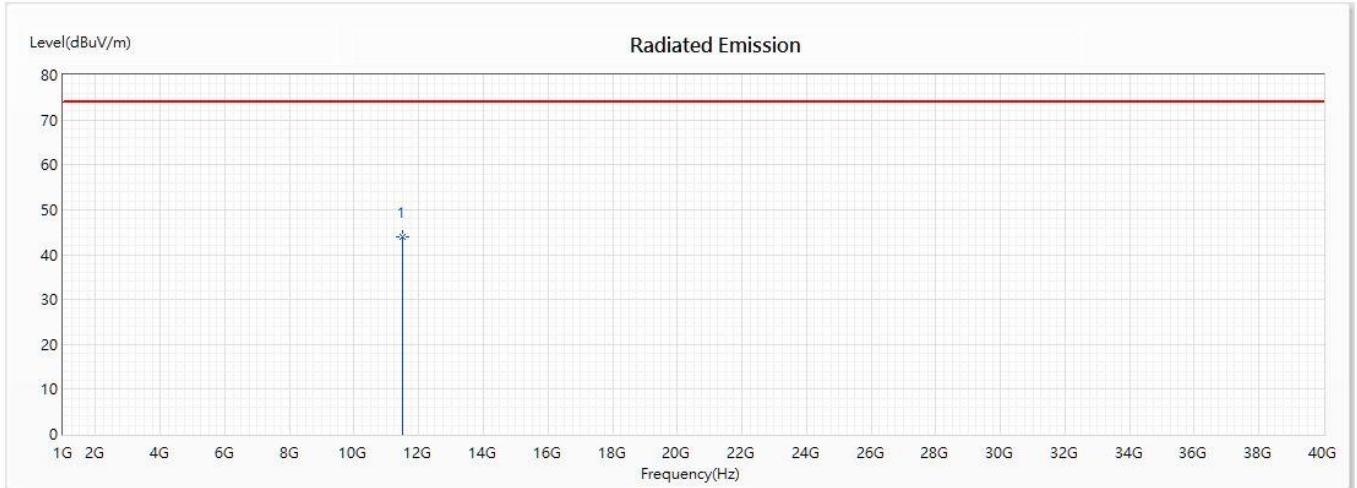
No	Frequency (MHz)	Emission Level (dBuV/m)	Limit (dBuV/m)	Margin (dB)	Reading Level (dBuV)	Correct Factor (dB/m)	Detector Type
* 1	11440	44.95	74.00	-29.05	56.42	-11.47	PK

Note:

1. All Readings below 1GHz are Quasi-Peak, above 1GHz are performed with peak and/or average measurements as necessary.
2. Emission Level = Reading Level + Correct Factor.
3. Correct Factor = Antenna factor + Cable loss – Amplifier gain.
4. The average measurement was not performed when the peak measured data under the limit of average detection.
5. The emission levels of other frequencies are very lower than the limit and not show in test report.

Product : Mobile Computer
 Test Item : Harmonic Radiated Emission Data
 Test Mode : Mode 2: Transmit (802.11n-20BW 7.2Mbps) (5745MHz)
 Test Date : 2020/06/15

Horizontal



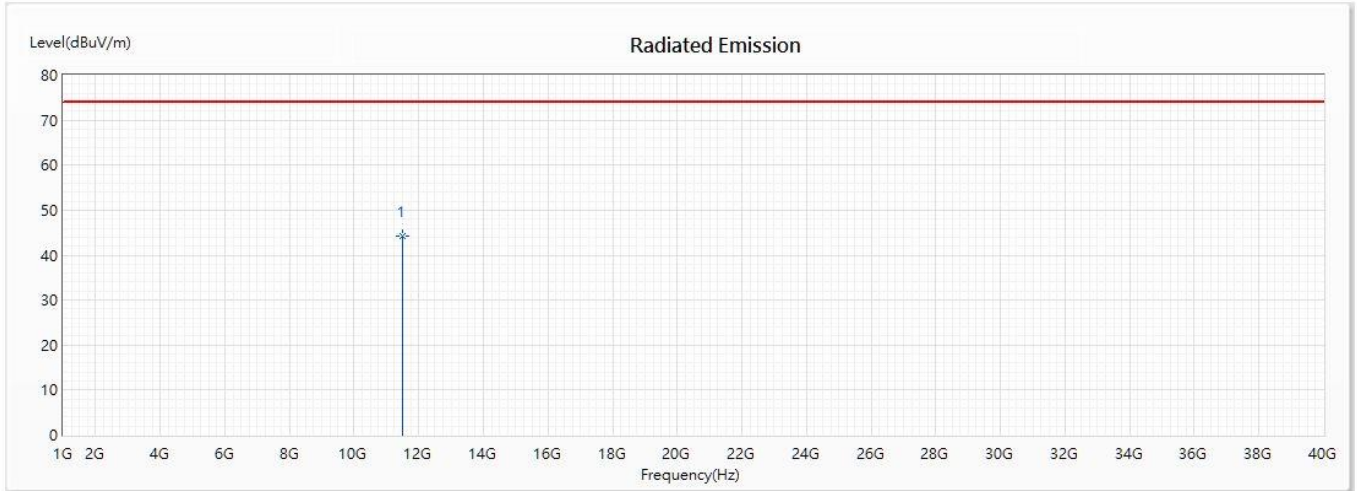
No	Frequency (MHz)	Emission Level (dBuV/m)	Limit (dBuV/m)	Margin (dB)	Reading Level (dBuV)	Correct Factor (dB/m)	Detector Type
* 1	11490	43.93	74.00	-30.07	55.70	-11.77	PK

Note:

1. All Readings below 1GHz are Quasi-Peak, above 1GHz are performed with peak and/or average measurements as necessary.
2. Emission Level = Reading Level + Correct Factor.
3. Correct Factor = Antenna factor + Cable loss – Amplifier gain.
4. The average measurement was not performed when the peak measured data under the limit of average detection.
5. The emission levels of other frequencies are very lower than the limit and not show in test report.

Product : Mobile Computer
 Test Item : Harmonic Radiated Emission Data
 Test Mode : Mode 2: Transmit (802.11n-20BW 7.2Mbps) (5745MHz)
 Test Date : 2020/06/15

Vertical



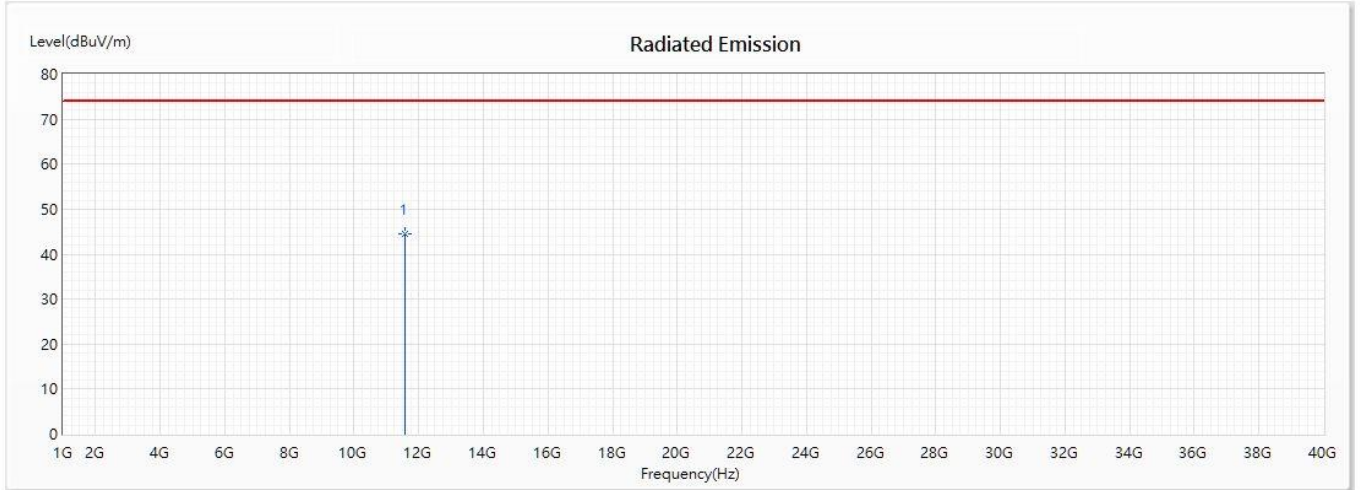
No	Frequency (MHz)	Emission Level (dBuV/m)	Limit (dBuV/m)	Margin (dB)	Reading Level (dBuV)	Correct Factor (dB/m)	Detector Type
* 1	11490	44.11	74.00	-29.89	55.88	-11.77	PK

Note:

1. All Readings below 1GHz are Quasi-Peak, above 1GHz are performed with peak and/or average measurements as necessary.
2. Emission Level = Reading Level + Correct Factor.
3. Correct Factor = Antenna factor + Cable loss – Amplifier gain.
4. The average measurement was not performed when the peak measured data under the limit of average detection.
5. The emission levels of other frequencies are very lower than the limit and not show in test report.

Product : Mobile Computer
 Test Item : Harmonic Radiated Emission Data
 Test Mode : Mode 2: Transmit (802.11n-20BW 7.2Mbps) (5785MHz)
 Test Date : 2020/06/15

Horizontal



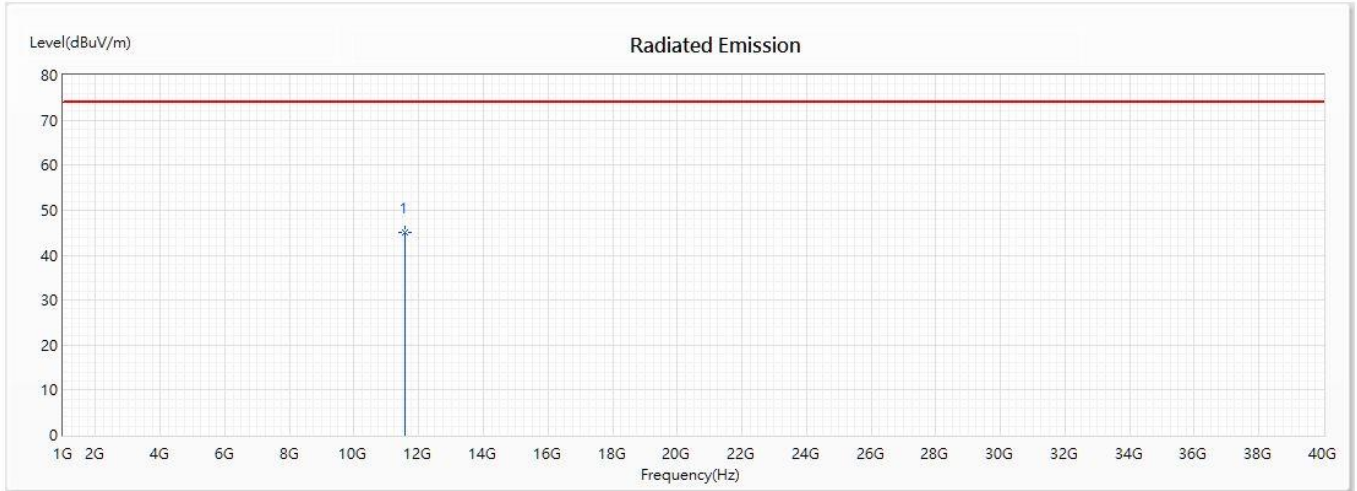
No	Frequency (MHz)	Emission Level (dBuV/m)	Limit (dBuV/m)	Margin (dB)	Reading Level (dBuV)	Correct Factor (dB/m)	Detector Type
* 1	11570	44.59	74.00	-29.41	56.00	-11.41	PK

Note:

1. All Readings below 1GHz are Quasi-Peak, above 1GHz are performed with peak and/or average measurements as necessary.
2. Emission Level = Reading Level + Correct Factor.
3. Correct Factor = Antenna factor + Cable loss – Amplifier gain.
4. The average measurement was not performed when the peak measured data under the limit of average detection.
5. The emission levels of other frequencies are very lower than the limit and not show in test report.

Product : Mobile Computer
 Test Item : Harmonic Radiated Emission Data
 Test Mode : Mode 2: Transmit (802.11n-20BW 7.2Mbps) (5785MHz)
 Test Date : 2020/06/15

Vertical



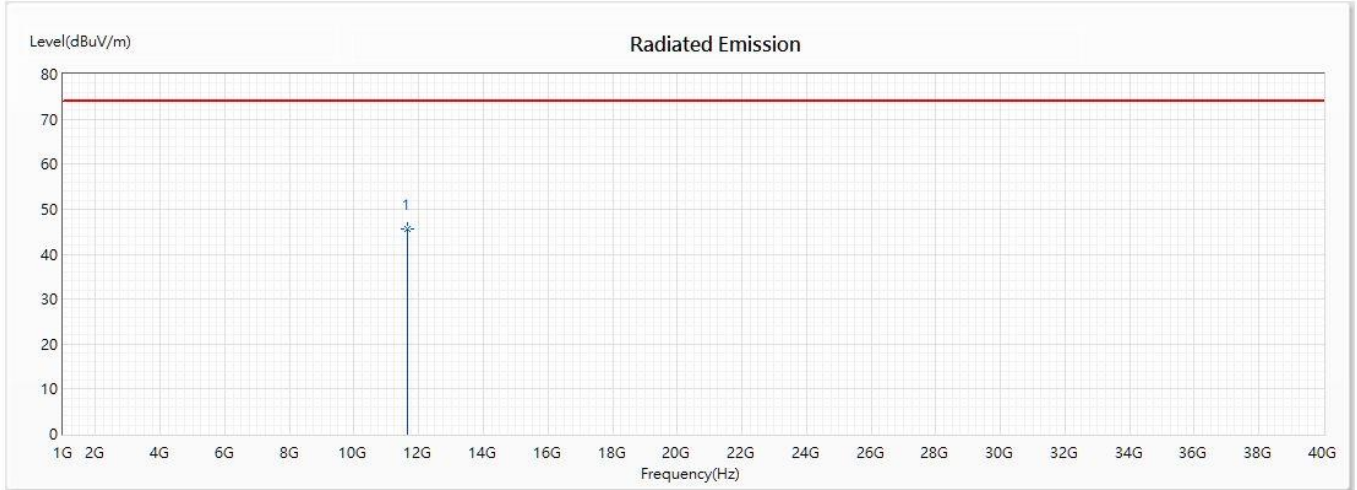
No	Frequency (MHz)	Emission Level (dBuV/m)	Limit (dBuV/m)	Margin (dB)	Reading Level (dBuV)	Correct Factor (dB/m)	Detector Type
* 1	11570	45.07	74.00	-28.93	56.48	-11.41	PK

Note:

1. All Readings below 1GHz are Quasi-Peak, above 1GHz are performed with peak and/or average measurements as necessary.
2. Emission Level = Reading Level + Correct Factor.
3. Correct Factor = Antenna factor + Cable loss – Amplifier gain.
4. The average measurement was not performed when the peak measured data under the limit of average detection.
5. The emission levels of other frequencies are very lower than the limit and not show in test report.

Product : Mobile Computer
 Test Item : Harmonic Radiated Emission Data
 Test Mode : Mode 2: Transmit (802.11n-20BW 7.2Mbps) (5825MHz)
 Test Date : 2020/06/15

Horizontal



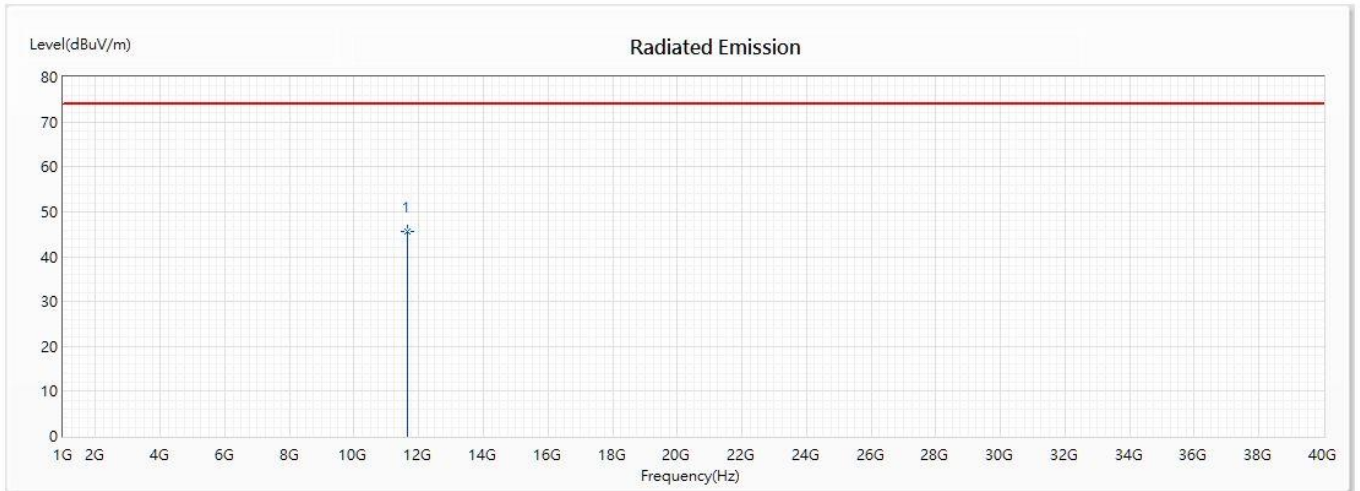
No	Frequency (MHz)	Emission Level (dBuV/m)	Limit (dBuV/m)	Margin (dB)	Reading Level (dBuV)	Correct Factor (dB/m)	Detector Type
* 1	11650	45.61	74.00	-28.39	56.49	-10.88	PK

Note:

1. All Readings below 1GHz are Quasi-Peak, above 1GHz are performed with peak and/or average measurements as necessary.
2. Emission Level = Reading Level + Correct Factor.
3. Correct Factor = Antenna factor + Cable loss – Amplifier gain.
4. The average measurement was not performed when the peak measured data under the limit of average detection.
5. The emission levels of other frequencies are very lower than the limit and not show in test report.

Product : Mobile Computer
 Test Item : Harmonic Radiated Emission Data
 Test Mode : Mode 2: Transmit (802.11n-20BW 7.2Mbps) (5825MHz)
 Test Date : 2020/06/15

Vertical



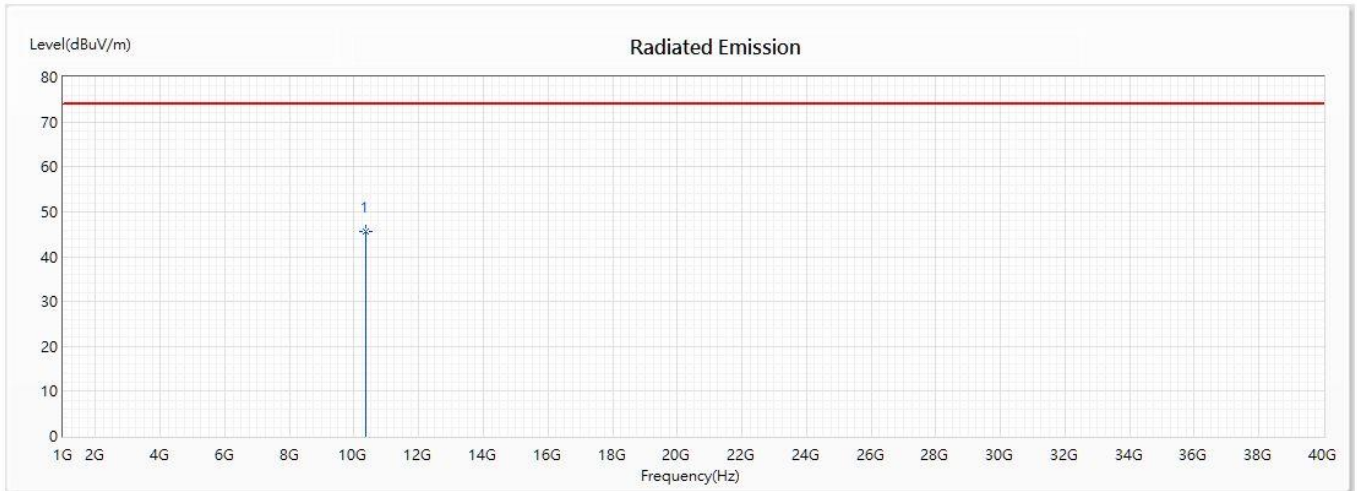
No	Frequency (MHz)	Emission Level (dBuV/m)	Limit (dBuV/m)	Margin (dB)	Reading Level (dBuV)	Correct Factor (dB/m)	Detector Type
* 1	11650	45.61	74.00	-28.39	56.49	-10.88	PK

Note:

1. All Readings below 1GHz are Quasi-Peak, above 1GHz are performed with peak and/or average measurements as necessary.
2. Emission Level = Reading Level + Correct Factor.
3. Correct Factor = Antenna factor + Cable loss – Amplifier gain.
4. The average measurement was not performed when the peak measured data under the limit of average detection.
5. The emission levels of other frequencies are very lower than the limit and not show in test report.

Product : Mobile Computer
 Test Item : Harmonic Radiated Emission Data
 Test Mode : Mode 3: Transmit (802.11n-40BW 15Mbps) (5190MHz)
 Test Date : 2020/06/16

Horizontal



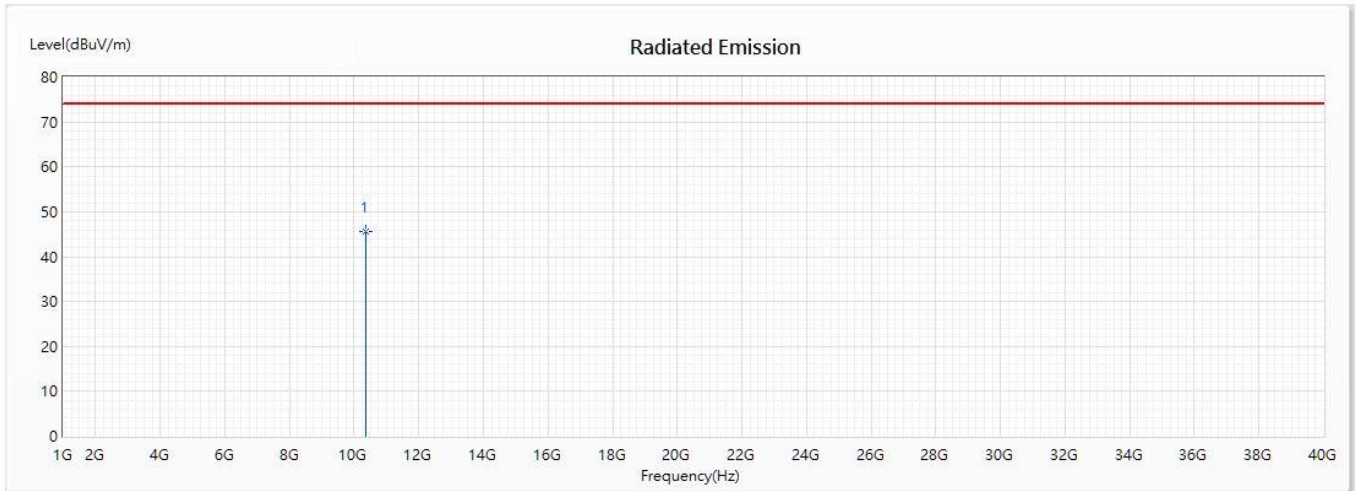
No	Frequency (MHz)	Emission Level (dBuV/m)	Limit (dBuV/m)	Margin (dB)	Reading Level (dBuV)	Correct Factor (dB/m)	Detector Type
* 1	10380	45.48	74.00	-28.52	57.32	-11.84	PK

Note:

1. All Readings below 1GHz are Quasi-Peak, above 1GHz are performed with peak and/or average measurements as necessary.
2. Emission Level = Reading Level + Correct Factor.
3. Correct Factor = Antenna factor + Cable loss – Amplifier gain.
4. The average measurement was not performed when the peak measured data under the limit of average detection.
5. The emission levels of other frequencies are very lower than the limit and not show in test report.

Product : Mobile Computer
 Test Item : Harmonic Radiated Emission Data
 Test Mode : Mode 3: Transmit (802.11n-40BW 15Mbps) (5190MHz)
 Test Date : 2020/06/16

Vertical



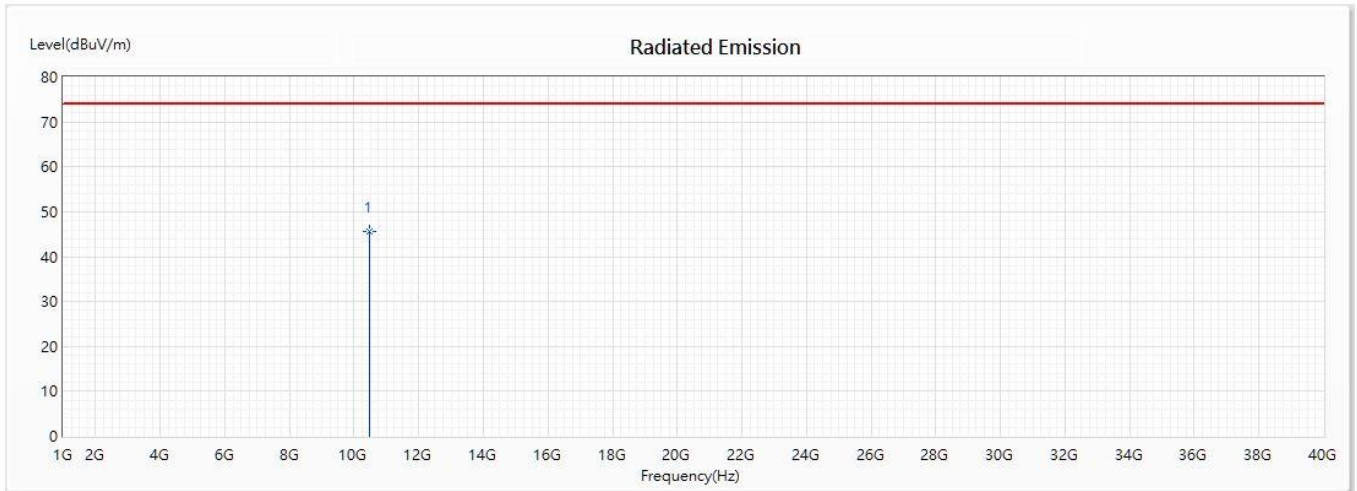
No	Frequency (MHz)	Emission Level (dBuV/m)	Limit (dBuV/m)	Margin (dB)	Reading Level (dBuV)	Correct Factor (dB/m)	Detector Type
* 1	10380	45.69	74.00	-28.31	57.53	-11.84	PK

Note:

1. All Readings below 1GHz are Quasi-Peak, above 1GHz are performed with peak and/or average measurements as necessary.
2. Emission Level = Reading Level + Correct Factor.
3. Correct Factor = Antenna factor + Cable loss – Amplifier gain.
4. The average measurement was not performed when the peak measured data under the limit of average detection.
5. The emission levels of other frequencies are very lower than the limit and not show in test report.

Product : Mobile Computer
 Test Item : Harmonic Radiated Emission Data
 Test Mode : Mode 3: Transmit (802.11n-40BW 15Mbps) (5230MHz)
 Test Date : 2020/06/16

Horizontal



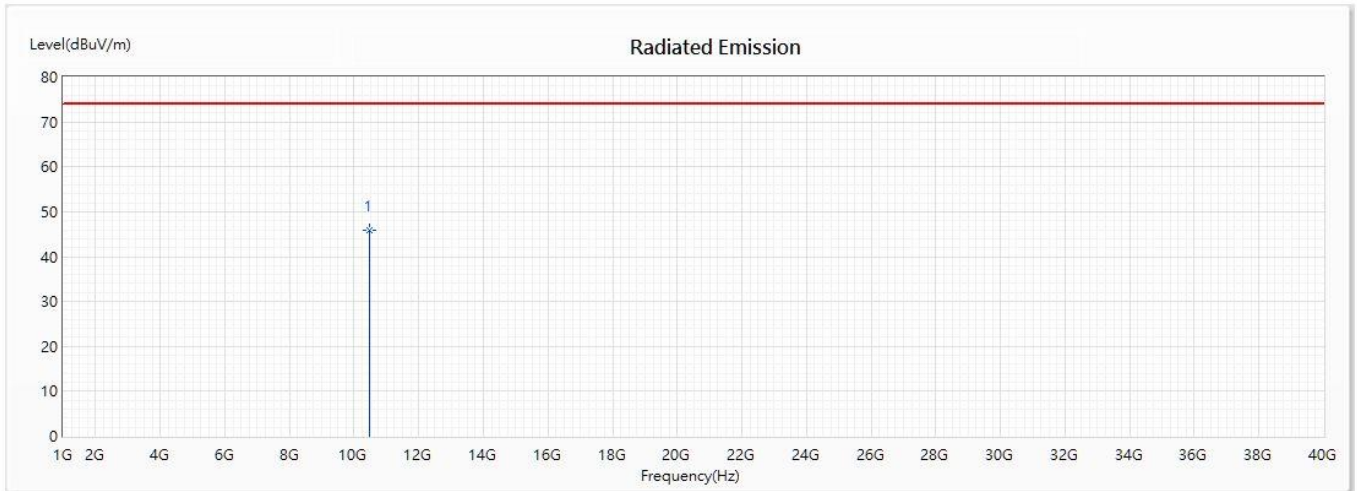
No	Frequency (MHz)	Emission Level (dBuV/m)	Limit (dBuV/m)	Margin (dB)	Reading Level (dBuV)	Correct Factor (dB/m)	Detector Type
* 1	10460	45.61	74.00	-28.39	58.18	-12.57	PK

Note:

1. All Readings below 1GHz are Quasi-Peak, above 1GHz are performed with peak and/or average measurements as necessary.
2. Emission Level = Reading Level + Correct Factor.
3. Correct Factor = Antenna factor + Cable loss – Amplifier gain.
4. The average measurement was not performed when the peak measured data under the limit of average detection.
5. The emission levels of other frequencies are very lower than the limit and not show in test report.

Product : Mobile Computer
 Test Item : Harmonic Radiated Emission Data
 Test Mode : Mode 3: Transmit (802.11n-40BW 15Mbps) (5230MHz)
 Test Date : 2020/06/16

Vertical



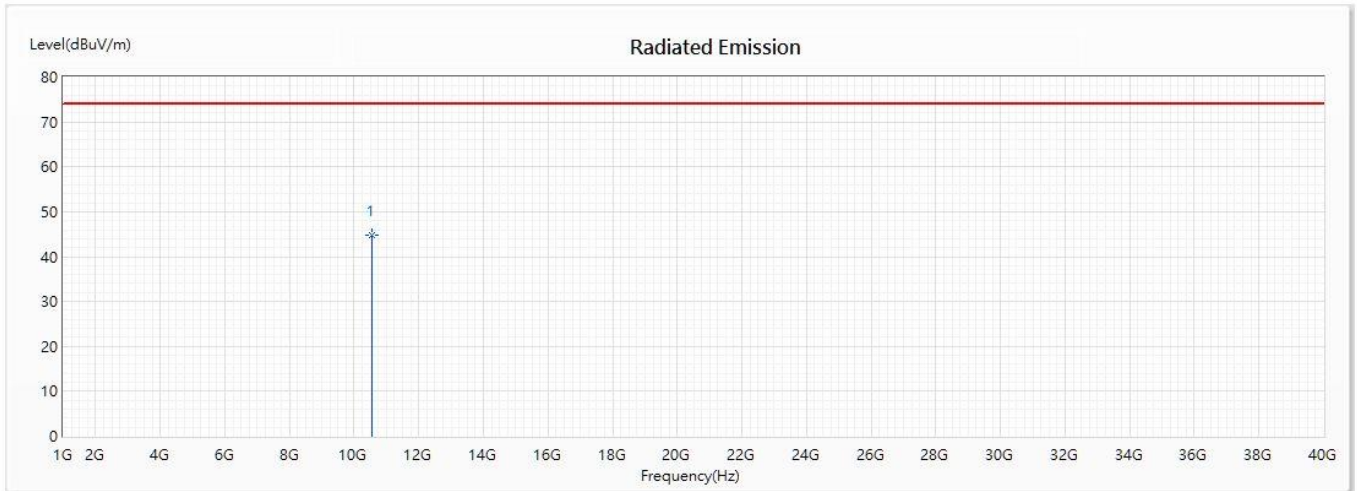
No	Frequency (MHz)	Emission Level (dBuV/m)	Limit (dBuV/m)	Margin (dB)	Reading Level (dBuV)	Correct Factor (dB/m)	Detector Type
* 1	10460	45.88	74.00	-28.12	58.45	-12.57	PK

Note:

1. All Readings below 1GHz are Quasi-Peak, above 1GHz are performed with peak and/or average measurements as necessary.
2. Emission Level = Reading Level + Correct Factor.
3. Correct Factor = Antenna factor + Cable loss – Amplifier gain.
4. The average measurement was not performed when the peak measured data under the limit of average detection.
5. The emission levels of other frequencies are very lower than the limit and not show in test report.

Product : Mobile Computer
 Test Item : Harmonic Radiated Emission Data
 Test Mode : Mode 3: Transmit (802.11n-40BW 15Mbps) (5270MHz)
 Test Date : 2020/06/16

Horizontal



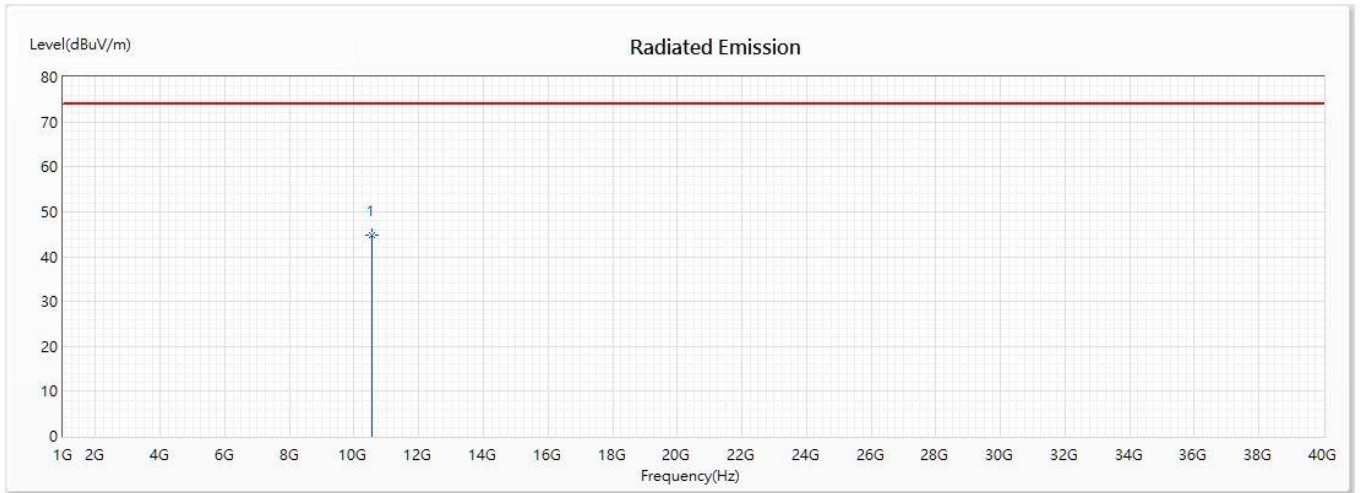
No	Frequency (MHz)	Emission Level (dBuV/m)	Limit (dBuV/m)	Margin (dB)	Reading Level (dBuV)	Correct Factor (dB/m)	Detector Type
* 1	10540	44.68	74.00	-29.32	57.97	-13.29	PK

Note:

1. All Readings below 1GHz are Quasi-Peak, above 1GHz are performed with peak and/or average measurements as necessary.
2. Emission Level = Reading Level + Correct Factor.
3. Correct Factor = Antenna factor + Cable loss – Amplifier gain.
4. The average measurement was not performed when the peak measured data under the limit of average detection.
5. The emission levels of other frequencies are very lower than the limit and not show in test report.

Product : Mobile Computer
 Test Item : Harmonic Radiated Emission Data
 Test Mode : Mode 3: Transmit (802.11n-40BW 15Mbps) (5270MHz)
 Test Date : 2020/06/16

Vertical



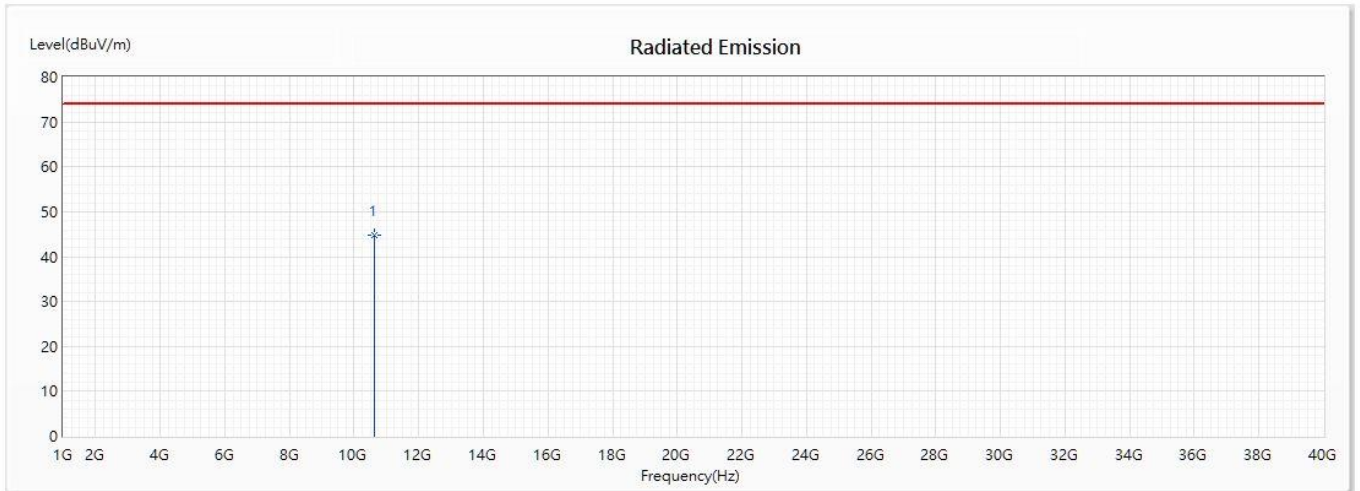
No	Frequency (MHz)	Emission Level (dBuV/m)	Limit (dBuV/m)	Margin (dB)	Reading Level (dBuV)	Correct Factor (dB/m)	Detector Type
* 1	10540	44.85	74.00	-29.15	58.14	-13.29	PK

Note:

1. All Readings below 1GHz are Quasi-Peak, above 1GHz are performed with peak and/or average measurements as necessary.
2. Emission Level = Reading Level + Correct Factor.
3. Correct Factor = Antenna factor + Cable loss – Amplifier gain.
4. The average measurement was not performed when the peak measured data under the limit of average detection.
5. The emission levels of other frequencies are very lower than the limit and not show in test report.

Product : Mobile Computer
 Test Item : Harmonic Radiated Emission Data
 Test Mode : Mode 3: Transmit (802.11n-40BW 15Mbps) (5310MHz)
 Test Date : 2020/06/16

Horizontal



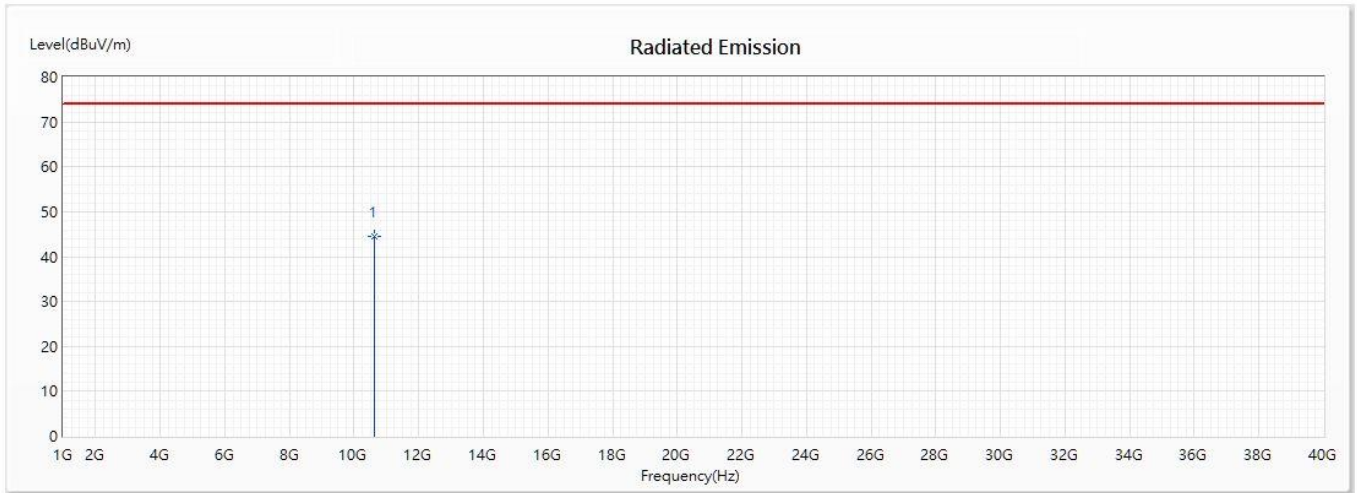
No	Frequency (MHz)	Emission Level (dBuV/m)	Limit (dBuV/m)	Margin (dB)	Reading Level (dBuV)	Correct Factor (dB/m)	Detector Type
* 1	10620	44.77	74.00	-29.23	58.75	-13.98	PK

Note:

1. All Readings below 1GHz are Quasi-Peak, above 1GHz are performed with peak and/or average measurements as necessary.
2. Emission Level = Reading Level + Correct Factor.
3. Correct Factor = Antenna factor + Cable loss – Amplifier gain.
4. The average measurement was not performed when the peak measured data under the limit of average detection.
5. The emission levels of other frequencies are very lower than the limit and not show in test report.

Product : Mobile Computer
 Test Item : Harmonic Radiated Emission Data
 Test Mode : Mode 3: Transmit (802.11n-40BW 15Mbps) (5310MHz)
 Test Date : 2020/06/16

Vertical



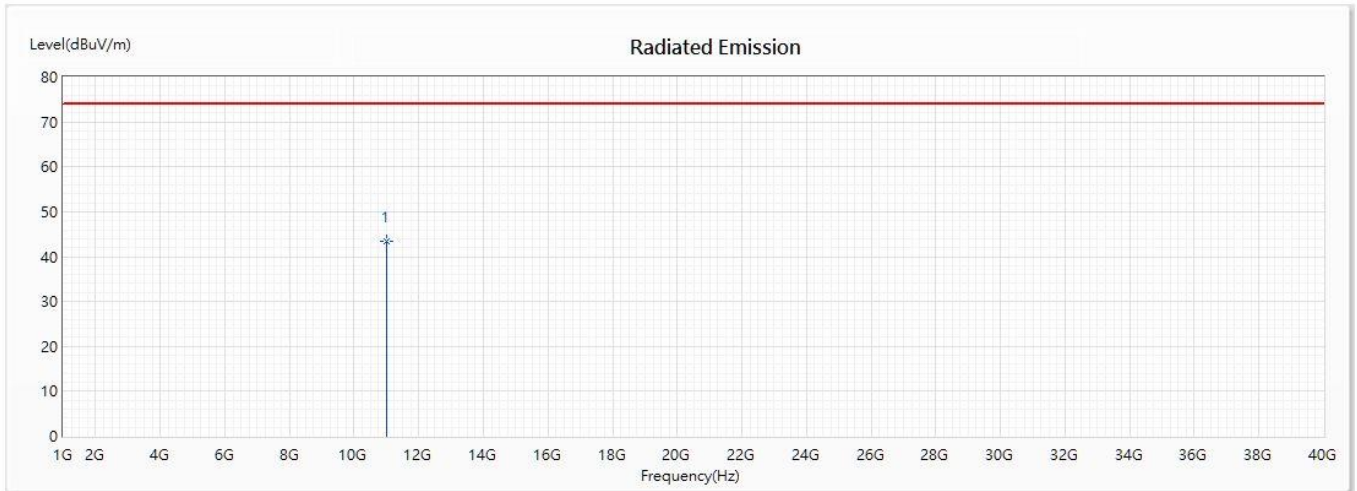
No	Frequency (MHz)	Emission Level (dBuV/m)	Limit (dBuV/m)	Margin (dB)	Reading Level (dBuV)	Correct Factor (dB/m)	Detector Type
* 1	10620	44.58	74.00	-29.42	58.56	-13.98	PK

Note:

1. All Readings below 1GHz are Quasi-Peak, above 1GHz are performed with peak and/or average measurements as necessary.
2. Emission Level = Reading Level + Correct Factor.
3. Correct Factor = Antenna factor + Cable loss – Amplifier gain.
4. The average measurement was not performed when the peak measured data under the limit of average detection.
5. The emission levels of other frequencies are very lower than the limit and not show in test report.

Product : Mobile Computer
 Test Item : Harmonic Radiated Emission Data
 Test Mode : Mode 3: Transmit (802.11n-40BW 15Mbps) (5510MHz)
 Test Date : 2020/06/16

Horizontal



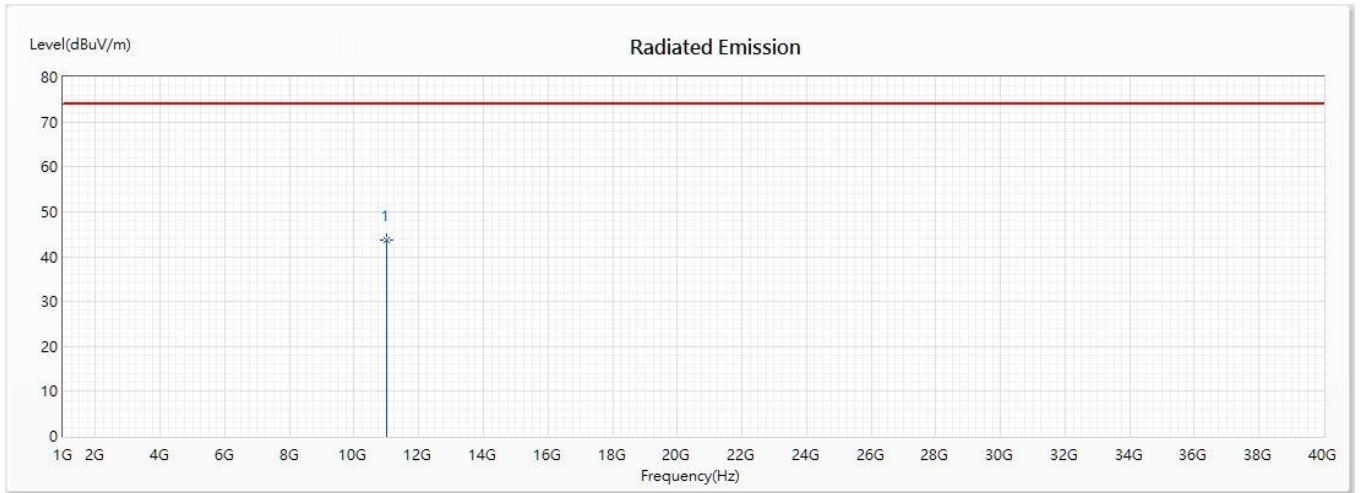
No	Frequency (MHz)	Emission Level (dBuV/m)	Limit (dBuV/m)	Margin (dB)	Reading Level (dBuV)	Correct Factor (dB/m)	Detector Type
* 1	11020	43.31	74.00	-30.69	55.71	-12.40	PK

Note:

1. All Readings below 1GHz are Quasi-Peak, above 1GHz are performed with peak and/or average measurements as necessary.
2. Emission Level = Reading Level + Correct Factor.
3. Correct Factor = Antenna factor + Cable loss – Amplifier gain.
4. The average measurement was not performed when the peak measured data under the limit of average detection.
5. The emission levels of other frequencies are very lower than the limit and not show in test report.

Product : Mobile Computer
 Test Item : Harmonic Radiated Emission Data
 Test Mode : Mode 3: Transmit (802.11n-40BW 15Mbps) (5510MHz)
 Test Date : 2020/06/16

Vertical



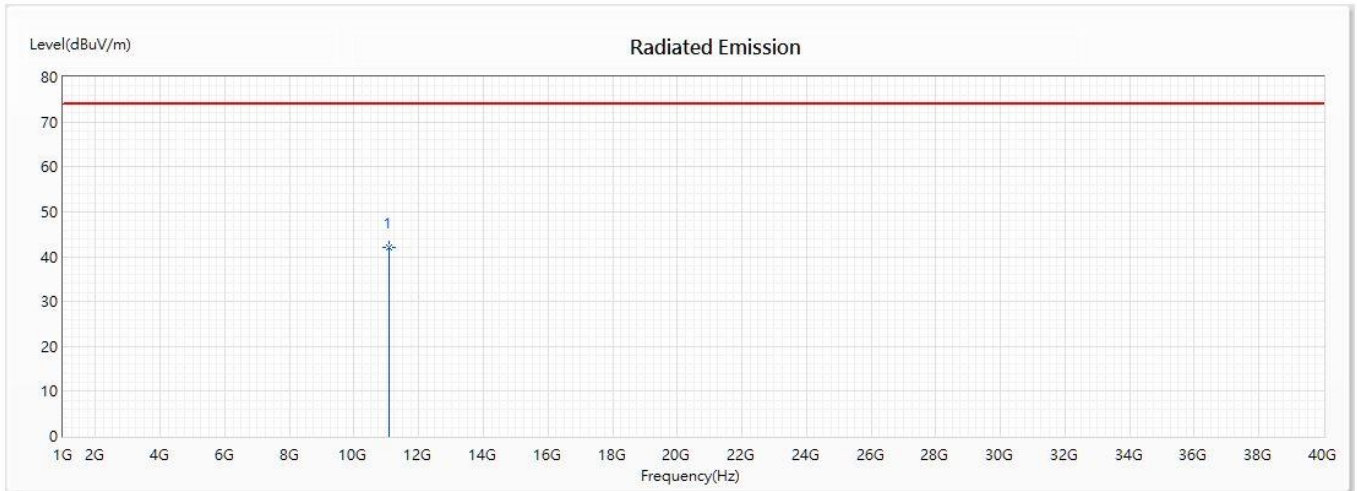
No	Frequency (MHz)	Emission Level (dBuV/m)	Limit (dBuV/m)	Margin (dB)	Reading Level (dBuV)	Correct Factor (dB/m)	Detector Type
* 1	11020	43.55	74.00	-30.45	55.95	-12.40	PK

Note:

1. All Readings below 1GHz are Quasi-Peak, above 1GHz are performed with peak and/or average measurements as necessary.
2. Emission Level = Reading Level + Correct Factor.
3. Correct Factor = Antenna factor + Cable loss – Amplifier gain.
4. The average measurement was not performed when the peak measured data under the limit of average detection.
5. The emission levels of other frequencies are very lower than the limit and not show in test report.

Product : Mobile Computer
 Test Item : Harmonic Radiated Emission Data
 Test Mode : Mode 3: Transmit (802.11n-40BW 15Mbps) (5550MHz)
 Test Date : 2020/06/16

Horizontal



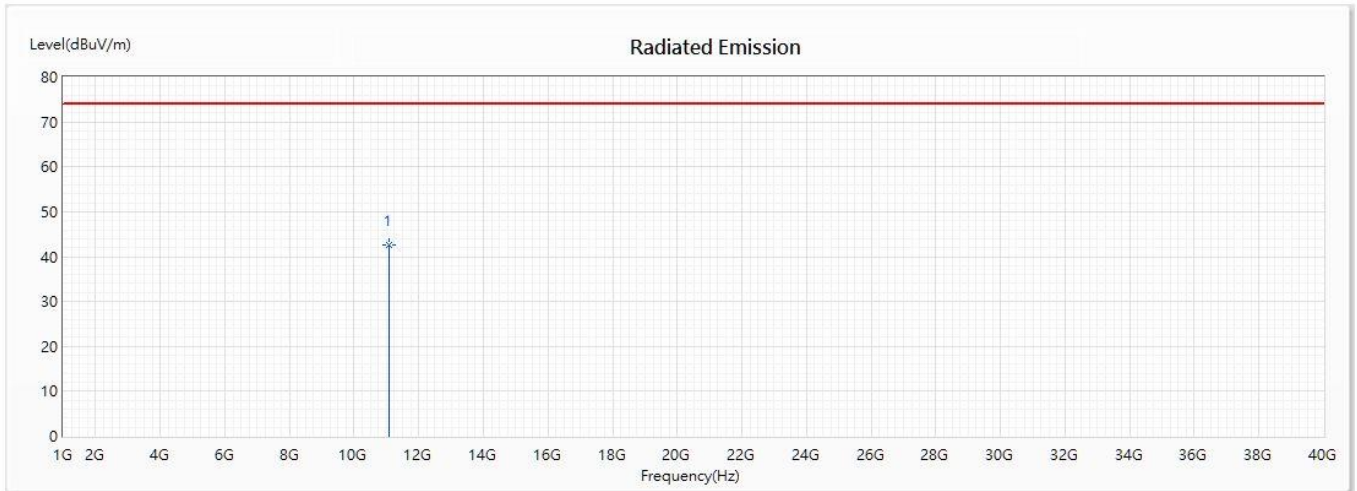
No	Frequency (MHz)	Emission Level (dBuV/m)	Limit (dBuV/m)	Margin (dB)	Reading Level (dBuV)	Correct Factor (dB/m)	Detector Type
* 1	11100	41.98	74.00	-32.02	53.58	-11.60	PK

Note:

1. All Readings below 1GHz are Quasi-Peak, above 1GHz are performed with peak and/or average measurements as necessary.
2. Emission Level = Reading Level + Correct Factor.
3. Correct Factor = Antenna factor + Cable loss – Amplifier gain.
4. The average measurement was not performed when the peak measured data under the limit of average detection.
5. The emission levels of other frequencies are very lower than the limit and not show in test report.

Product : Mobile Computer
 Test Item : Harmonic Radiated Emission Data
 Test Mode : Mode 3: Transmit (802.11n-40BW 15Mbps) (5550MHz)
 Test Date : 2020/06/16

Vertical



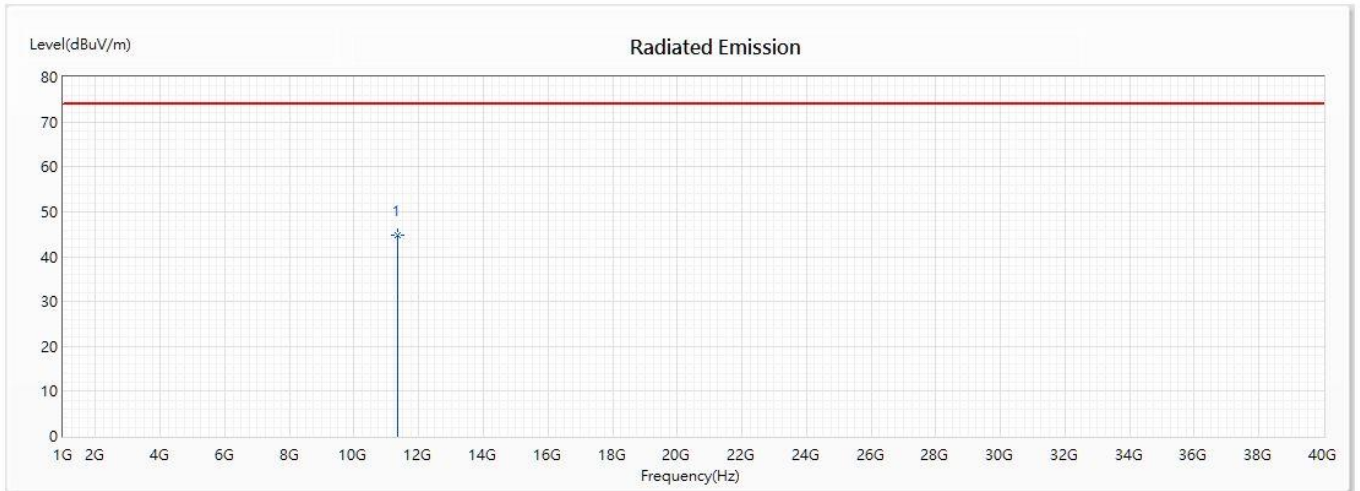
No	Frequency (MHz)	Emission Level (dBuV/m)	Limit (dBuV/m)	Margin (dB)	Reading Level (dBuV)	Correct Factor (dB/m)	Detector Type
* 1	11100	42.68	74.00	-31.32	54.28	-11.60	PK

Note:

1. All Readings below 1GHz are Quasi-Peak, above 1GHz are performed with peak and/or average measurements as necessary.
2. Emission Level = Reading Level + Correct Factor.
3. Correct Factor = Antenna factor + Cable loss – Amplifier gain.
4. The average measurement was not performed when the peak measured data under the limit of average detection.
5. The emission levels of other frequencies are very lower than the limit and not show in test report.

Product : Mobile Computer
 Test Item : Harmonic Radiated Emission Data
 Test Mode : Mode 3: Transmit (802.11n-40BW 15Mbps) (5670MHz)
 Test Date : 2020/06/16

Horizontal



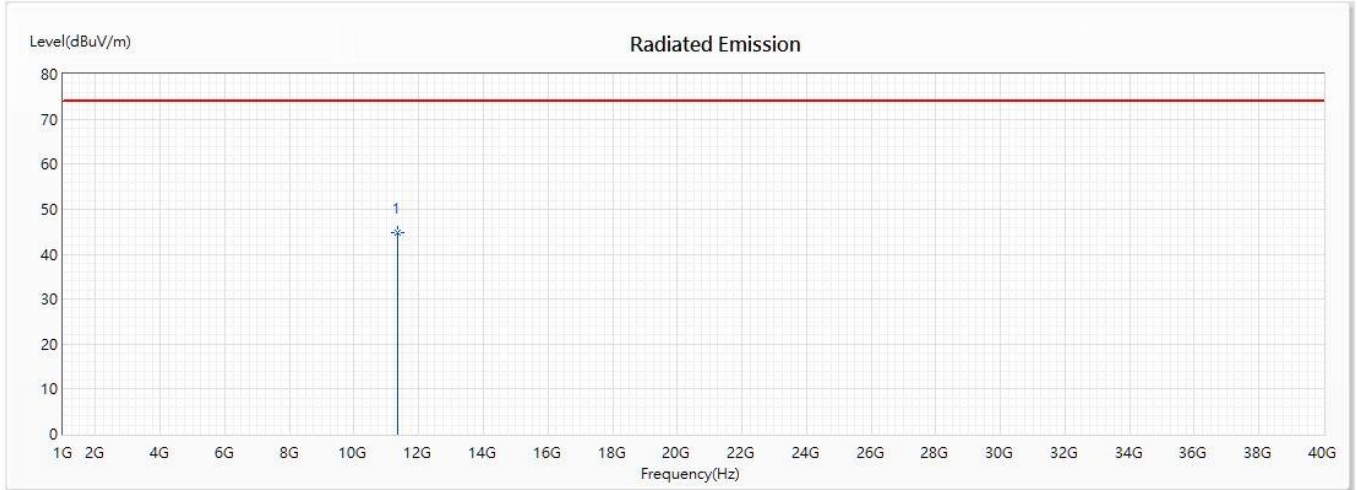
No	Frequency (MHz)	Emission Level (dBuV/m)	Limit (dBuV/m)	Margin (dB)	Reading Level (dBuV)	Correct Factor (dB/m)	Detector Type
* 1	11340	44.71	74.00	-29.29	55.46	-10.75	PK

Note:

1. All Readings below 1GHz are Quasi-Peak, above 1GHz are performed with peak and/or average measurements as necessary.
2. Emission Level = Reading Level + Correct Factor.
3. Correct Factor = Antenna factor + Cable loss – Amplifier gain.
4. The average measurement was not performed when the peak measured data under the limit of average detection.
5. The emission levels of other frequencies are very lower than the limit and not show in test report.

Product : Mobile Computer
 Test Item : Harmonic Radiated Emission Data
 Test Mode : Mode 3: Transmit (802.11n-40BW 15Mbps) (5670MHz)
 Test Date : 2020/06/16

Vertical



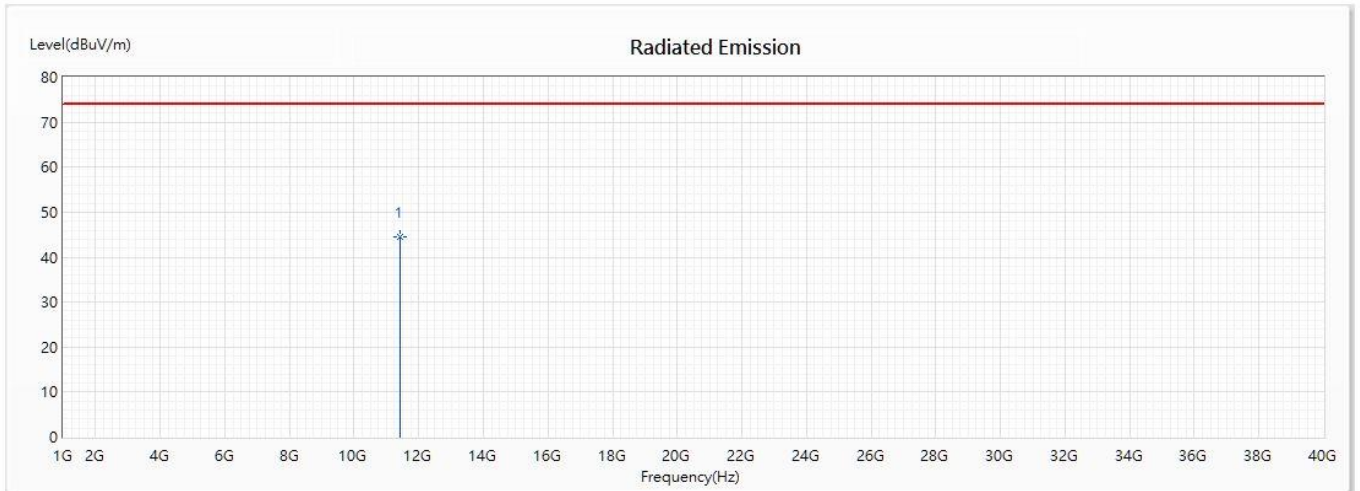
No	Frequency (MHz)	Emission Level (dBuV/m)	Limit (dBuV/m)	Margin (dB)	Reading Level (dBuV)	Correct Factor (dB/m)	Detector Type
* 1	11340	44.75	74.00	-29.25	55.50	-10.75	PK

Note:

1. All Readings below 1GHz are Quasi-Peak, above 1GHz are performed with peak and/or average measurements as necessary.
2. Emission Level = Reading Level + Correct Factor.
3. Correct Factor = Antenna factor + Cable loss – Amplifier gain.
4. The average measurement was not performed when the peak measured data under the limit of average detection.
5. The emission levels of other frequencies are very lower than the limit and not show in test report.

Product : Mobile Computer
 Test Item : Harmonic Radiated Emission Data
 Test Mode : Mode 3: Transmit (802.11n-40BW 15Mbps) (5710MHz)
 Test Date : 2020/06/16

Horizontal



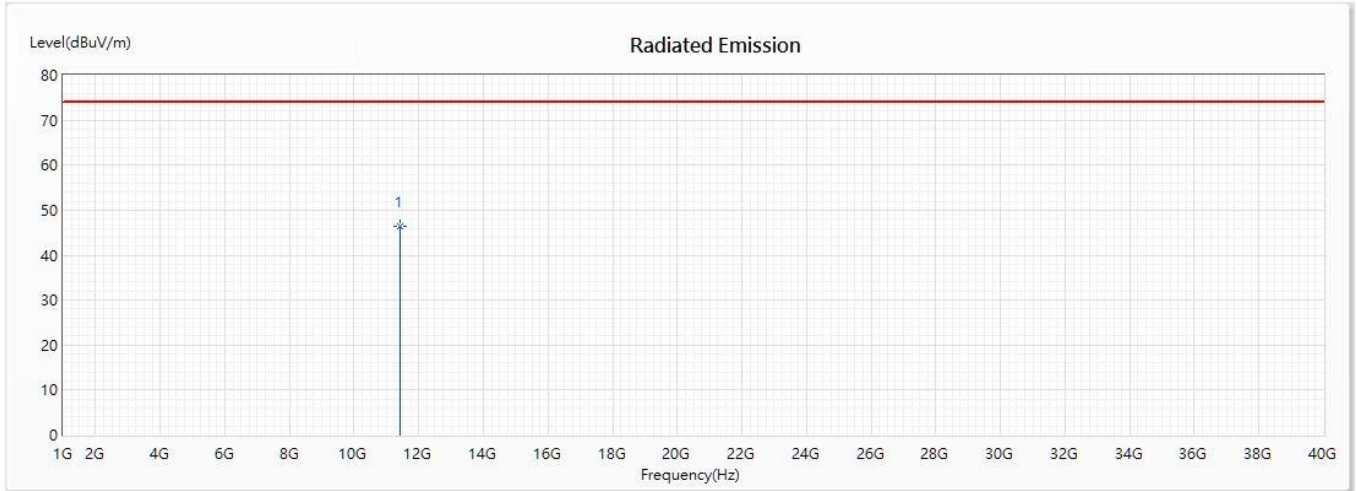
No	Frequency (MHz)	Emission Level (dBuV/m)	Limit (dBuV/m)	Margin (dB)	Reading Level (dBuV)	Correct Factor (dB/m)	Detector Type
* 1	11420	44.58	74.00	-29.42	55.93	-11.35	PK

Note:

1. All Readings below 1GHz are Quasi-Peak, above 1GHz are performed with peak and/or average measurements as necessary.
2. Emission Level = Reading Level + Correct Factor.
3. Correct Factor = Antenna factor + Cable loss – Amplifier gain.
4. The average measurement was not performed when the peak measured data under the limit of average detection.
5. The emission levels of other frequencies are very lower than the limit and not show in test report.

Product : Mobile Computer
 Test Item : Harmonic Radiated Emission Data
 Test Mode : Mode 3: Transmit (802.11n-40BW 15Mbps) (5710MHz)
 Test Date : 2020/06/16

Vertical



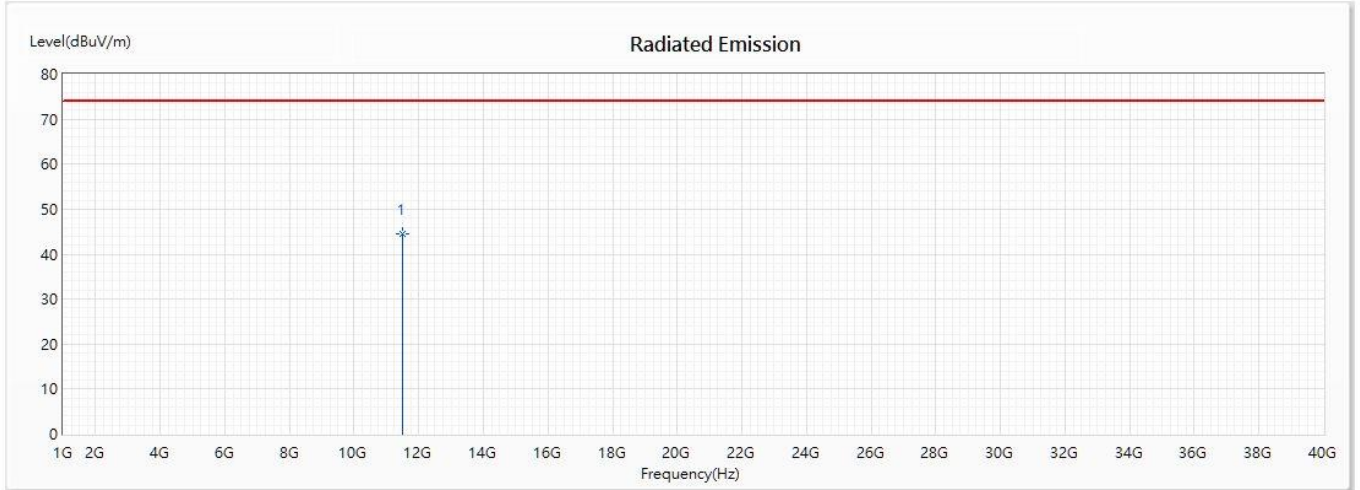
No	Frequency (MHz)	Emission Level (dBuV/m)	Limit (dBuV/m)	Margin (dB)	Reading Level (dBuV)	Correct Factor (dB/m)	Detector Type
* 1	11420	46.55	74.00	-27.45	57.90	-11.35	PK

Note:

1. All Readings below 1GHz are Quasi-Peak, above 1GHz are performed with peak and/or average measurements as necessary.
2. Emission Level = Reading Level + Correct Factor.
3. Correct Factor = Antenna factor + Cable loss – Amplifier gain.
4. The average measurement was not performed when the peak measured data under the limit of average detection.
5. The emission levels of other frequencies are very lower than the limit and not show in test report.

Product : Mobile Computer
 Test Item : Harmonic Radiated Emission Data
 Test Mode : Mode 3: Transmit (802.11n-40BW 15Mbps) (5755MHz)
 Test Date : 2020/06/16

Horizontal



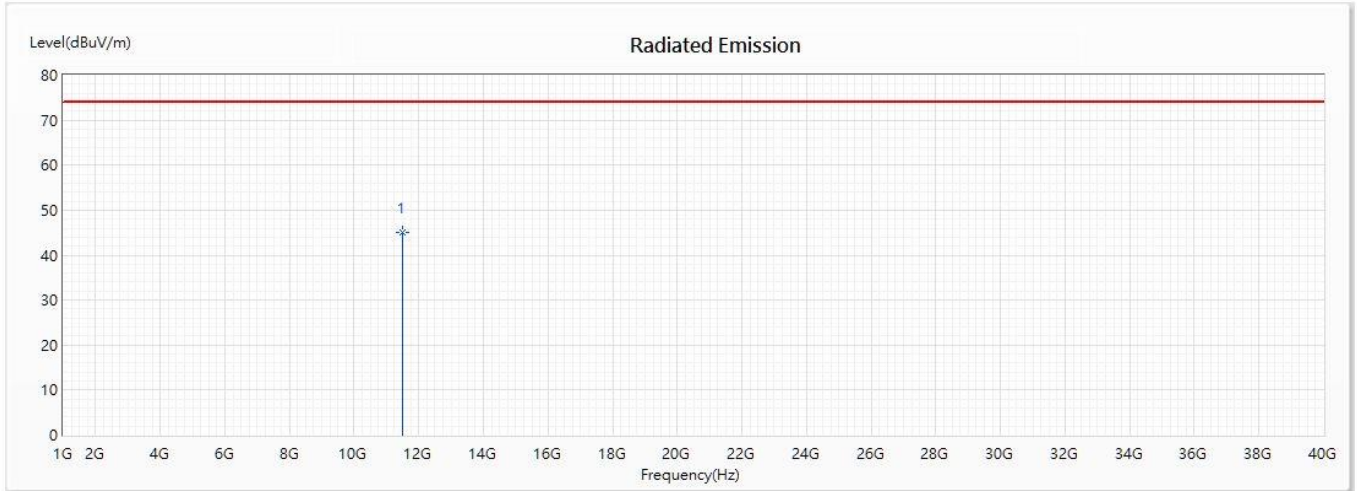
No	Frequency (MHz)	Emission Level (dBuV/m)	Limit (dBuV/m)	Margin (dB)	Reading Level (dBuV)	Correct Factor (dB/m)	Detector Type
* 1	11510	44.56	74.00	-29.44	56.33	-11.77	PK

Note:

1. All Readings below 1GHz are Quasi-Peak, above 1GHz are performed with peak and/or average measurements as necessary.
2. Emission Level = Reading Level + Correct Factor.
3. Correct Factor = Antenna factor + Cable loss - Amplifier gain.
4. The average measurement was not performed when the peak measured data under the limit of average detection.
5. The emission levels of other frequencies are very lower than the limit and not show in test report.

Product : Mobile Computer
 Test Item : Harmonic Radiated Emission Data
 Test Mode : Mode 3: Transmit (802.11n-40BW 15Mbps) (5755MHz)
 Test Date : 2020/06/16

Vertical



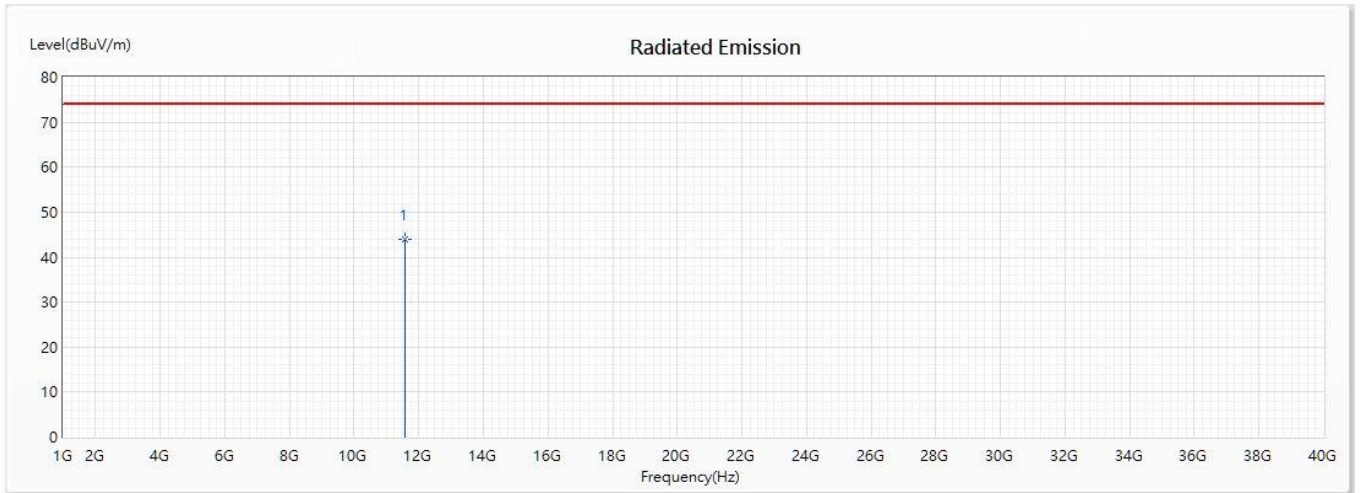
No	Frequency (MHz)	Emission Level (dBuV/m)	Limit (dBuV/m)	Margin (dB)	Reading Level (dBuV)	Correct Factor (dB/m)	Detector Type
* 1	11510	45.11	74.00	-28.89	56.88	-11.77	PK

Note:

1. All Readings below 1GHz are Quasi-Peak, above 1GHz are performed with peak and/or average measurements as necessary.
2. Emission Level = Reading Level + Correct Factor.
3. Correct Factor = Antenna factor + Cable loss – Amplifier gain.
4. The average measurement was not performed when the peak measured data under the limit of average detection.
5. The emission levels of other frequencies are very lower than the limit and not show in test report.

Product : Mobile Computer
 Test Item : Harmonic Radiated Emission Data
 Test Mode : Mode 3: Transmit (802.11n-40BW 15Mbps) (5795MHz)
 Test Date : 2020/06/16

Horizontal



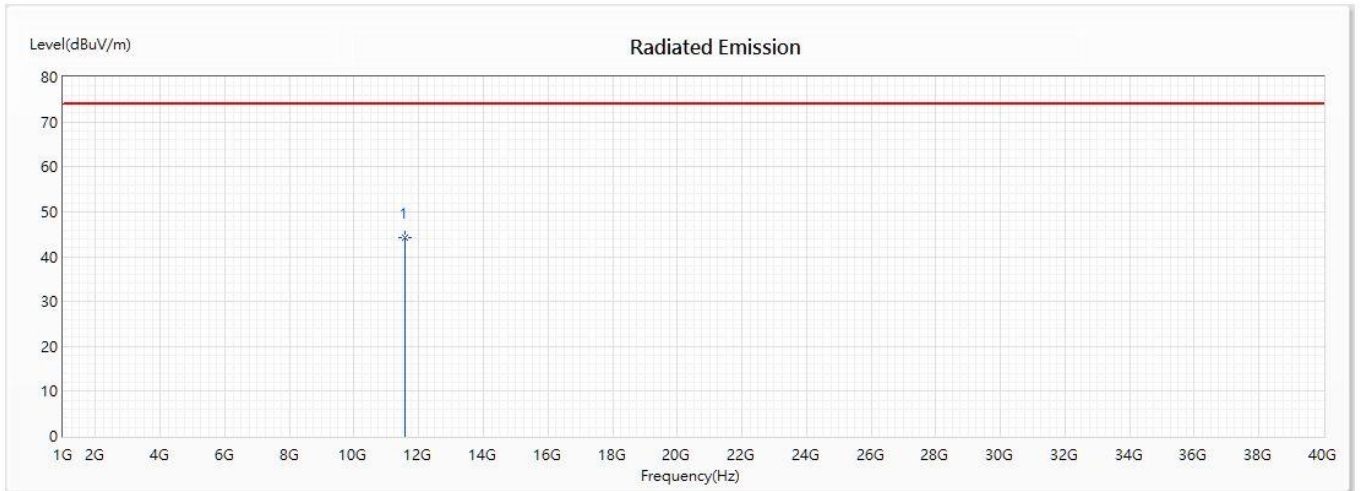
No	Frequency (MHz)	Emission Level (dBuV/m)	Limit (dBuV/m)	Margin (dB)	Reading Level (dBuV)	Correct Factor (dB/m)	Detector Type
* 1	11590	43.85	74.00	-30.15	55.13	-11.28	PK

Note:

1. All Readings below 1GHz are Quasi-Peak, above 1GHz are performed with peak and/or average measurements as necessary.
2. Emission Level = Reading Level + Correct Factor.
3. Correct Factor = Antenna factor + Cable loss – Amplifier gain.
4. The average measurement was not performed when the peak measured data under the limit of average detection.
5. The emission levels of other frequencies are very lower than the limit and not show in test report.

Product : Mobile Computer
 Test Item : Harmonic Radiated Emission Data
 Test Mode : Mode 3: Transmit (802.11n-40BW 15Mbps) (5795MHz)
 Test Date : 2020/06/16

Vertical



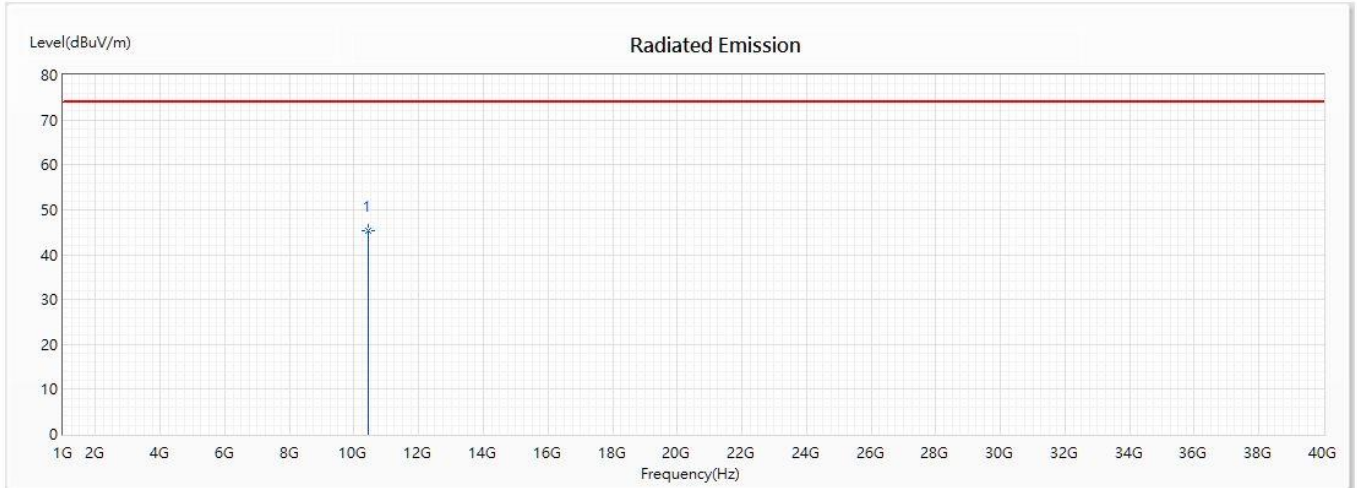
No	Frequency (MHz)	Emission Level (dBuV/m)	Limit (dBuV/m)	Margin (dB)	Reading Level (dBuV)	Correct Factor (dB/m)	Detector Type
* 1	11590	44.22	74.00	-29.78	55.50	-11.28	PK

Note:

1. All Readings below 1GHz are Quasi-Peak, above 1GHz are performed with peak and/or average measurements as necessary.
2. Emission Level = Reading Level + Correct Factor.
3. Correct Factor = Antenna factor + Cable loss – Amplifier gain.
4. The average measurement was not performed when the peak measured data under the limit of average detection.
5. The emission levels of other frequencies are very lower than the limit and not show in test report.

Product : Mobile Computer
 Test Item : Harmonic Radiated Emission Data
 Test Mode : Mode 4: Transmit (802.11ac-80BW 32.5Mbps) (5210MHz)
 Test Date : 2020/06/16

Horizontal



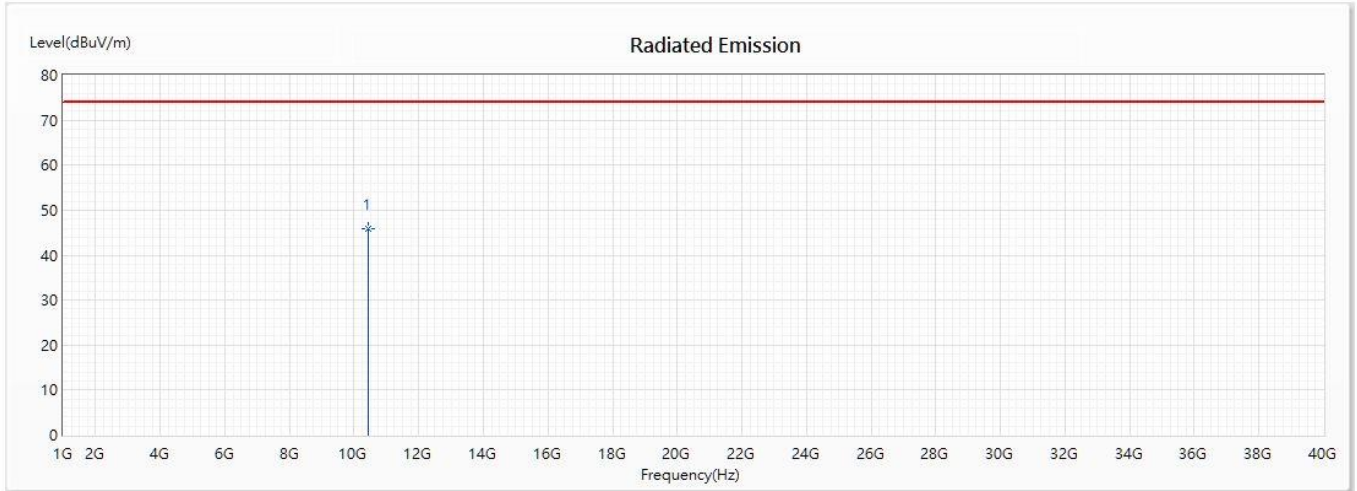
No	Frequency (MHz)	Emission Level (dBuV/m)	Limit (dBuV/m)	Margin (dB)	Reading Level (dBuV)	Correct Factor (dB/m)	Detector Type
* 1	10420	45.36	74.00	-28.64	57.59	-12.23	PK

Note:

1. All Readings below 1GHz are Quasi-Peak, above 1GHz are performed with peak and/or average measurements as necessary.
2. Emission Level = Reading Level + Correct Factor.
3. Correct Factor = Antenna factor + Cable loss – Amplifier gain.
4. The average measurement was not performed when the peak measured data under the limit of average detection.
5. The emission levels of other frequencies are very lower than the limit and not show in test report.

Product : Mobile Computer
 Test Item : Harmonic Radiated Emission Data
 Test Mode : Mode 4: Transmit (802.11ac-80BW 32.5Mbps) (5210MHz)
 Test Date : 2020/06/16

Vertical



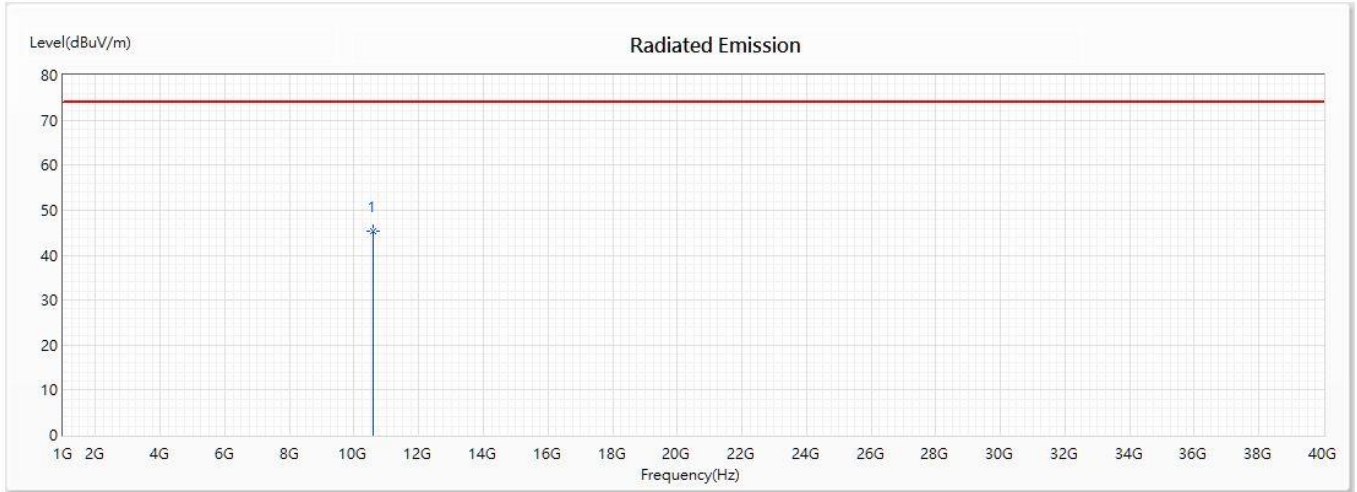
No	Frequency (MHz)	Emission Level (dBuV/m)	Limit (dBuV/m)	Margin (dB)	Reading Level (dBuV)	Correct Factor (dB/m)	Detector Type
* 1	10420	45.94	74.00	-28.06	58.17	-12.23	PK

Note:

1. All Readings below 1GHz are Quasi-Peak, above 1GHz are performed with peak and/or average measurements as necessary.
2. Emission Level = Reading Level + Correct Factor.
3. Correct Factor = Antenna factor + Cable loss – Amplifier gain.
4. The average measurement was not performed when the peak measured data under the limit of average detection.
5. The emission levels of other frequencies are very lower than the limit and not show in test report.

Product : Mobile Computer
 Test Item : Harmonic Radiated Emission Data
 Test Mode : Mode 4: Transmit (802.11ac-80BW 32.5Mbps) (5290MHz)
 Test Date : 2020/06/16

Horizontal



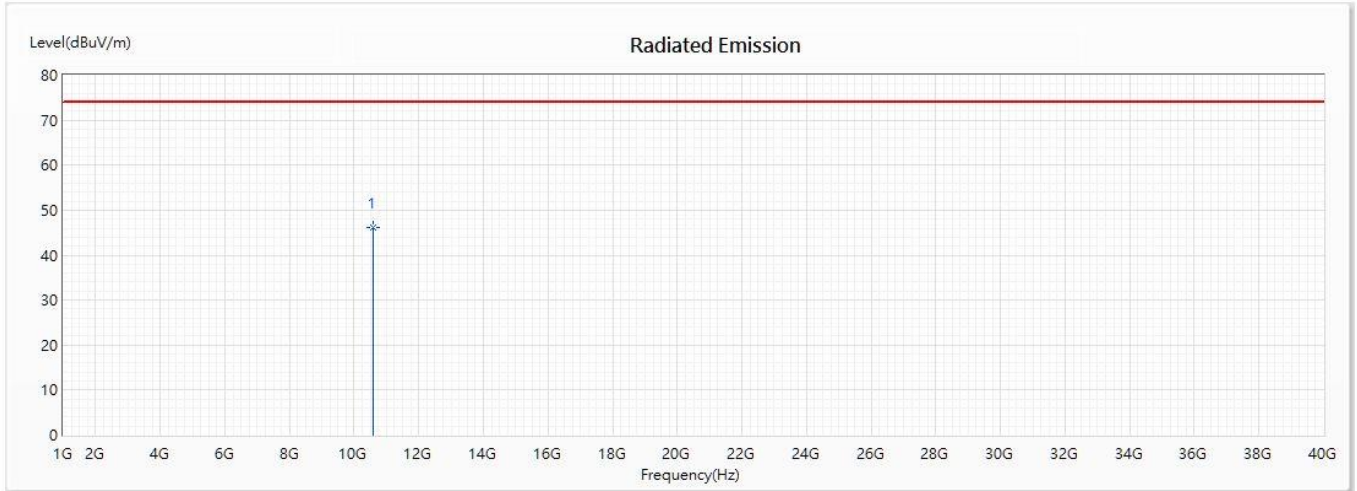
No	Frequency (MHz)	Emission Level (dBuV/m)	Limit (dBuV/m)	Margin (dB)	Reading Level (dBuV)	Correct Factor (dB/m)	Detector Type
* 1	10580	45.42	74.00	-28.58	59.08	-13.66	PK

Note:

1. All Readings below 1GHz are Quasi-Peak, above 1GHz are performed with peak and/or average measurements as necessary.
2. Emission Level = Reading Level + Correct Factor.
3. Correct Factor = Antenna factor + Cable loss – Amplifier gain.
4. The average measurement was not performed when the peak measured data under the limit of average detection.
5. The emission levels of other frequencies are very lower than the limit and not show in test report.

Product : Mobile Computer
 Test Item : Harmonic Radiated Emission Data
 Test Mode : Mode 4: Transmit (802.11ac-80BW 32.5Mbps) (5290MHz)
 Test Date : 2020/06/16

Vertical



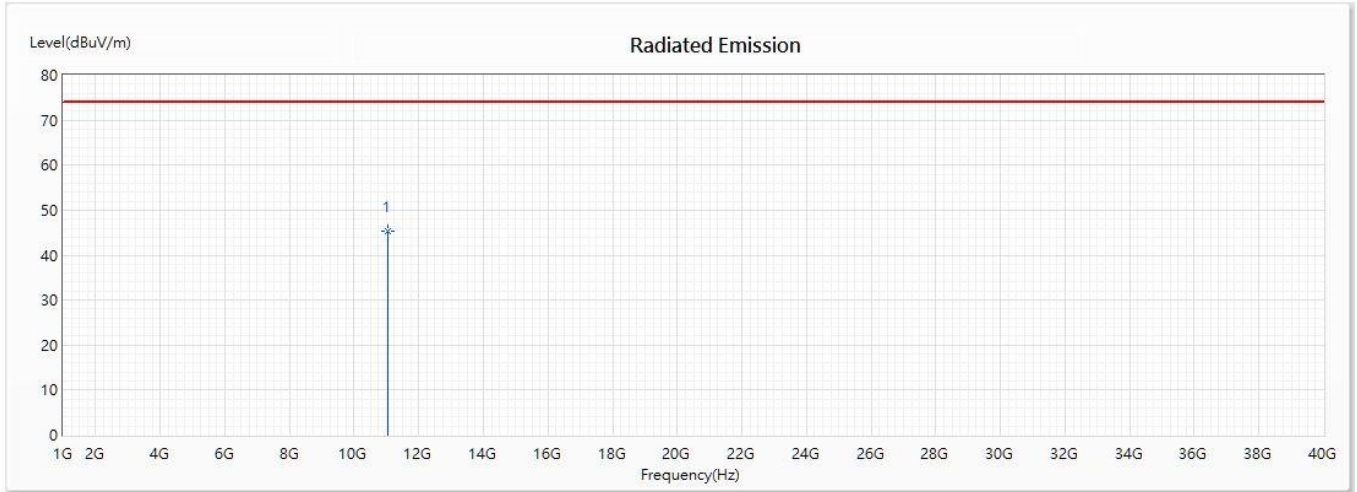
No	Frequency (MHz)	Emission Level (dBuV/m)	Limit (dBuV/m)	Margin (dB)	Reading Level (dBuV)	Correct Factor (dB/m)	Detector Type
* 1	10580	46.01	74.00	-27.99	59.67	-13.66	PK

Note:

1. All Readings below 1GHz are Quasi-Peak, above 1GHz are performed with peak and/or average measurements as necessary.
2. Emission Level = Reading Level + Correct Factor.
3. Correct Factor = Antenna factor + Cable loss – Amplifier gain.
4. The average measurement was not performed when the peak measured data under the limit of average detection.
5. The emission levels of other frequencies are very lower than the limit and not show in test report.

Product : Mobile Computer
 Test Item : Harmonic Radiated Emission Data
 Test Mode : Mode 4: Transmit (802.11ac-80BW 32.5Mbps) (5530MHz)
 Test Date : 2020/06/16

Horizontal



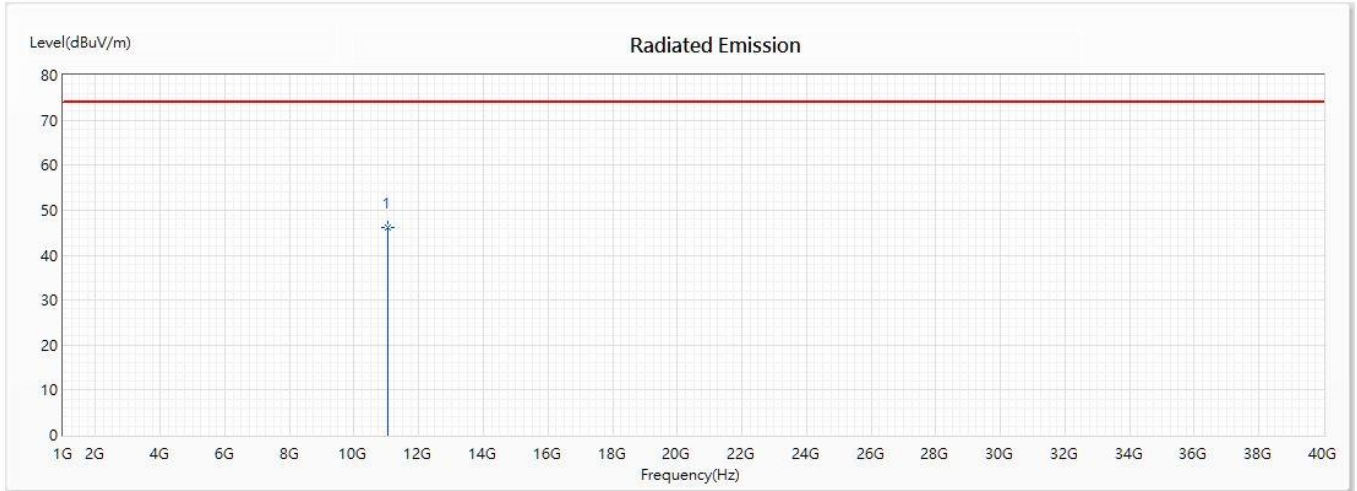
No	Frequency (MHz)	Emission Level (dBuV/m)	Limit (dBuV/m)	Margin (dB)	Reading Level (dBuV)	Correct Factor (dB/m)	Detector Type
* 1	11060	45.28	74.00	-28.72	57.28	-12.00	PK

Note:

1. All Readings below 1GHz are Quasi-Peak, above 1GHz are performed with peak and/or average measurements as necessary.
2. Emission Level = Reading Level + Correct Factor.
3. Correct Factor = Antenna factor + Cable loss – Amplifier gain.
4. The average measurement was not performed when the peak measured data under the limit of average detection.
5. The emission levels of other frequencies are very lower than the limit and not show in test report.

Product : Mobile Computer
 Test Item : Harmonic Radiated Emission Data
 Test Mode : Mode 4: Transmit (802.11ac-80BW 32.5Mbps) (5530MHz)
 Test Date : 2020/06/16

Vertical



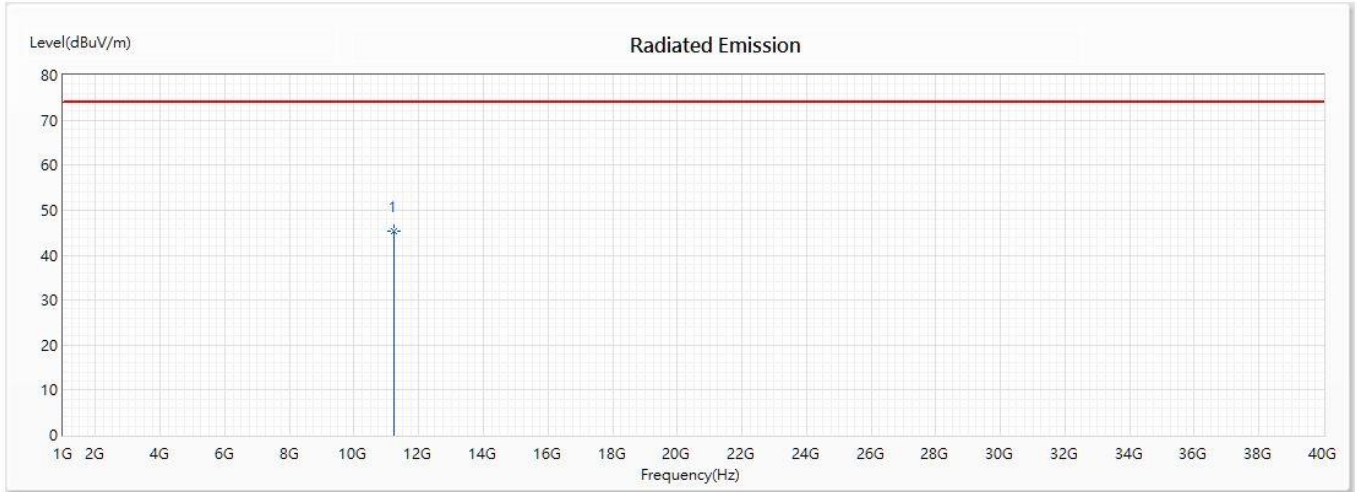
No	Frequency (MHz)	Emission Level (dBuV/m)	Limit (dBuV/m)	Margin (dB)	Reading Level (dBuV)	Correct Factor (dB/m)	Detector Type
* 1	11060	46.05	74.00	-27.95	58.05	-12.00	PK

Note:

1. All Readings below 1GHz are Quasi-Peak, above 1GHz are performed with peak and/or average measurements as necessary.
2. Emission Level = Reading Level + Correct Factor.
3. Correct Factor = Antenna factor + Cable loss – Amplifier gain.
4. The average measurement was not performed when the peak measured data under the limit of average detection.
5. The emission levels of other frequencies are very lower than the limit and not show in test report.

Product : Mobile Computer
 Test Item : Harmonic Radiated Emission Data
 Test Mode : Mode 4: Transmit (802.11ac-80BW 32.5Mbps) (5610MHz)
 Test Date : 2020/06/16

Horizontal



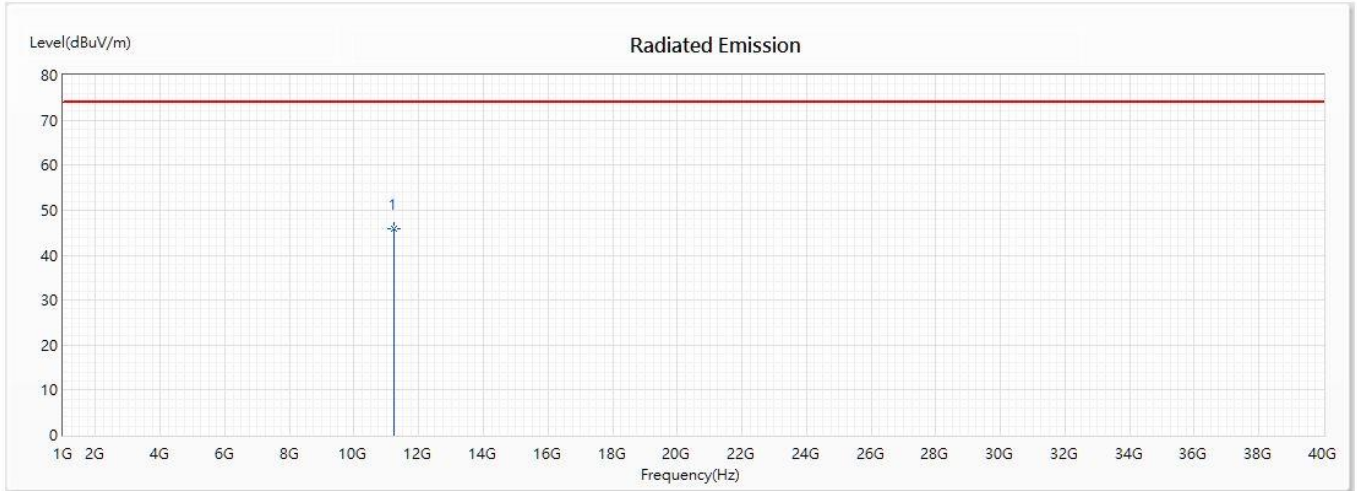
No	Frequency (MHz)	Emission Level (dBuV/m)	Limit (dBuV/m)	Margin (dB)	Reading Level (dBuV)	Correct Factor (dB/m)	Detector Type
* 1	11220	45.33	74.00	-28.67	55.72	-10.39	PK

Note:

1. All Readings below 1GHz are Quasi-Peak, above 1GHz are performed with peak and/or average measurements as necessary.
2. Emission Level = Reading Level + Correct Factor.
3. Correct Factor = Antenna factor + Cable loss – Amplifier gain.
4. The average measurement was not performed when the peak measured data under the limit of average detection.
5. The emission levels of other frequencies are very lower than the limit and not show in test report.

Product : Mobile Computer
 Test Item : Harmonic Radiated Emission Data
 Test Mode : Mode 4: Transmit (802.11ac-80BW 32.5Mbps) (5610MHz)
 Test Date : 2020/06/16

Vertical



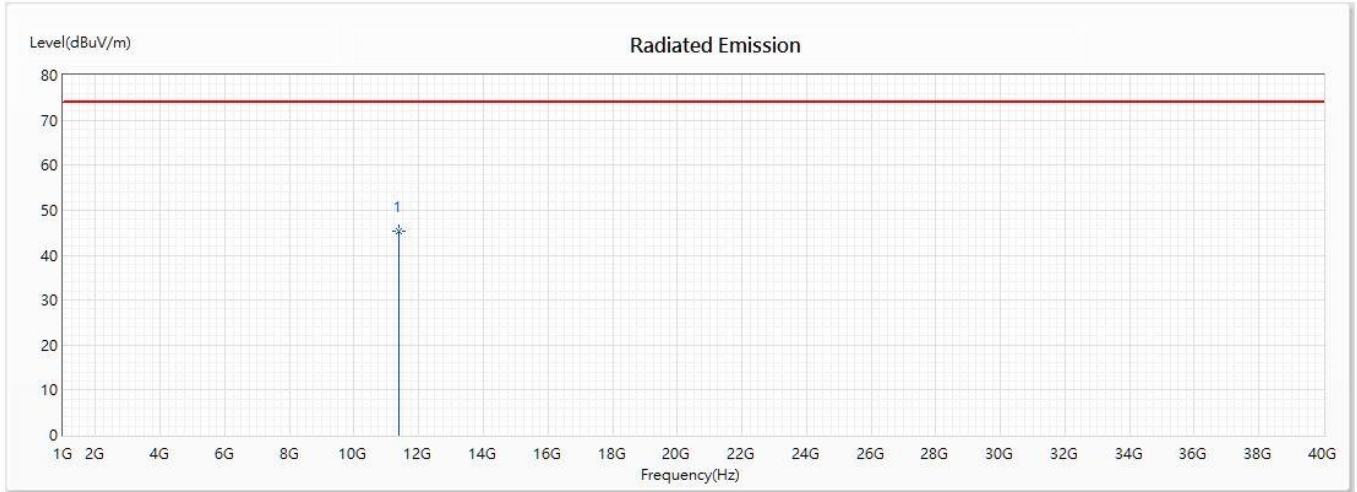
No	Frequency (MHz)	Emission Level (dBuV/m)	Limit (dBuV/m)	Margin (dB)	Reading Level (dBuV)	Correct Factor (dB/m)	Detector Type
* 1	11220	45.98	74.00	-28.02	56.37	-10.39	PK

Note:

1. All Readings below 1GHz are Quasi-Peak, above 1GHz are performed with peak and/or average measurements as necessary.
2. Emission Level = Reading Level + Correct Factor.
3. Correct Factor = Antenna factor + Cable loss – Amplifier gain.
4. The average measurement was not performed when the peak measured data under the limit of average detection.
5. The emission levels of other frequencies are very lower than the limit and not show in test report.

Product : Mobile Computer
 Test Item : Harmonic Radiated Emission Data
 Test Mode : Mode 4: Transmit (802.11ac-80BW 32.5Mbps) (5690MHz)
 Test Date : 2020/06/16

Horizontal



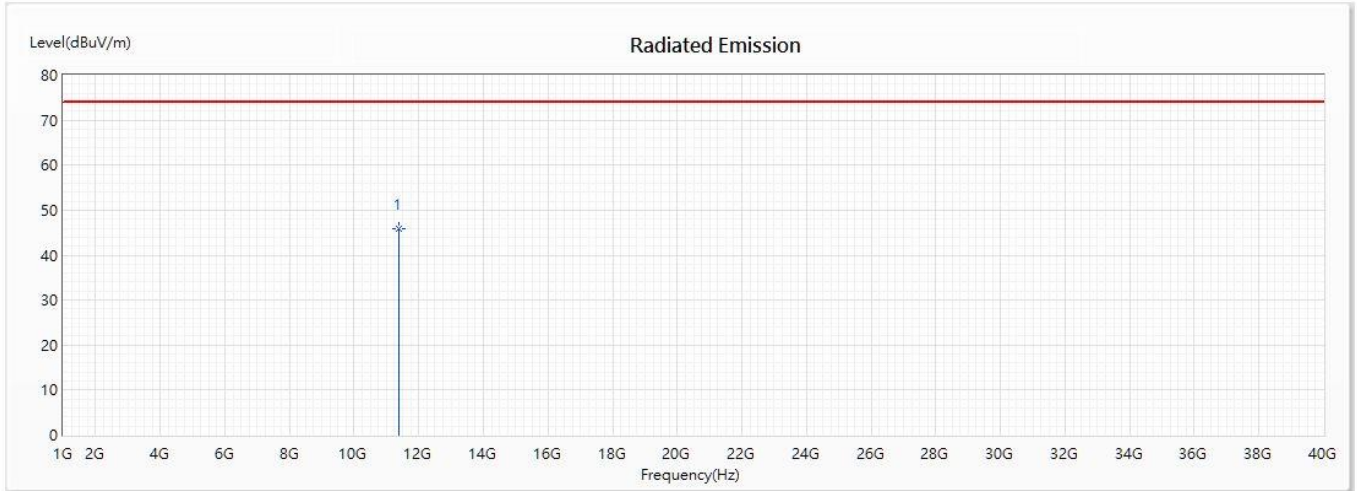
No	Frequency (MHz)	Emission Level (dBuV/m)	Limit (dBuV/m)	Margin (dB)	Reading Level (dBuV)	Correct Factor (dB/m)	Detector Type
* 1	11380	45.45	74.00	-28.55	56.53	-11.08	PK

Note:

1. All Readings below 1GHz are Quasi-Peak, above 1GHz are performed with peak and/or average measurements as necessary.
2. Emission Level = Reading Level + Correct Factor.
3. Correct Factor = Antenna factor + Cable loss – Amplifier gain.
4. The average measurement was not performed when the peak measured data under the limit of average detection.
5. The emission levels of other frequencies are very lower than the limit and not show in test report.

Product : Mobile Computer
 Test Item : Harmonic Radiated Emission Data
 Test Mode : Mode 4: Transmit (802.11ac-80BW 32.5Mbps) (5690MHz)
 Test Date : 2020/06/16

Vertical



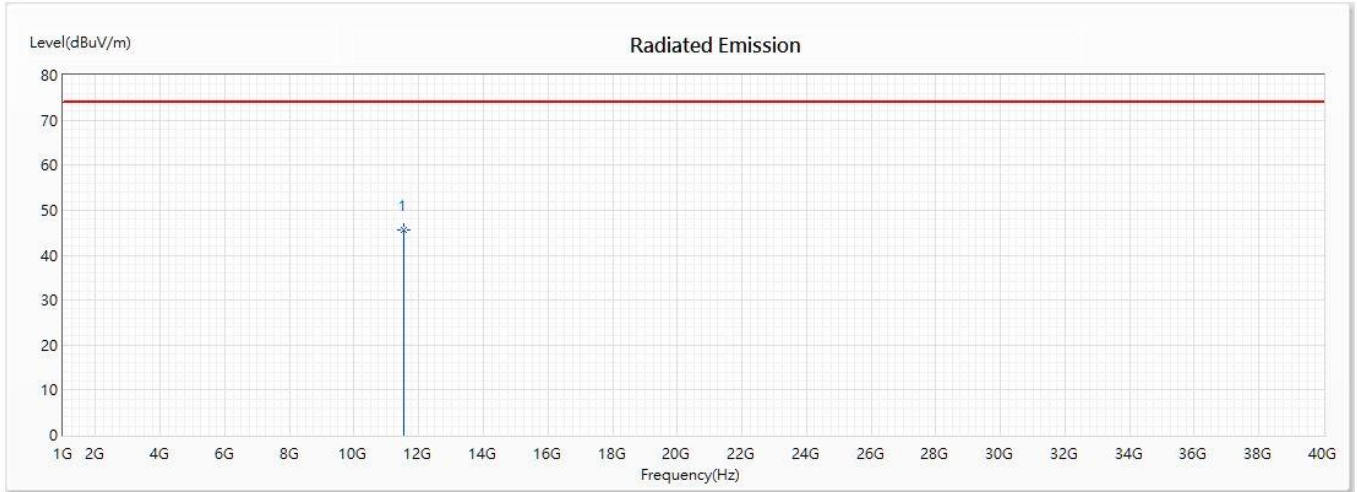
No	Frequency (MHz)	Emission Level (dBuV/m)	Limit (dBuV/m)	Margin (dB)	Reading Level (dBuV)	Correct Factor (dB/m)	Detector Type
* 1	11380	45.78	74.00	-28.22	56.86	-11.08	PK

Note:

1. All Readings below 1GHz are Quasi-Peak, above 1GHz are performed with peak and/or average measurements as necessary.
2. Emission Level = Reading Level + Correct Factor.
3. Correct Factor = Antenna factor + Cable loss – Amplifier gain.
4. The average measurement was not performed when the peak measured data under the limit of average detection.
5. The emission levels of other frequencies are very lower than the limit and not show in test report.

Product : Mobile Computer
 Test Item : Harmonic Radiated Emission Data
 Test Mode : Mode 4: Transmit (802.11ac-80BW 32.5Mbps) (5775MHz)
 Test Date : 2020/06/16

Horizontal



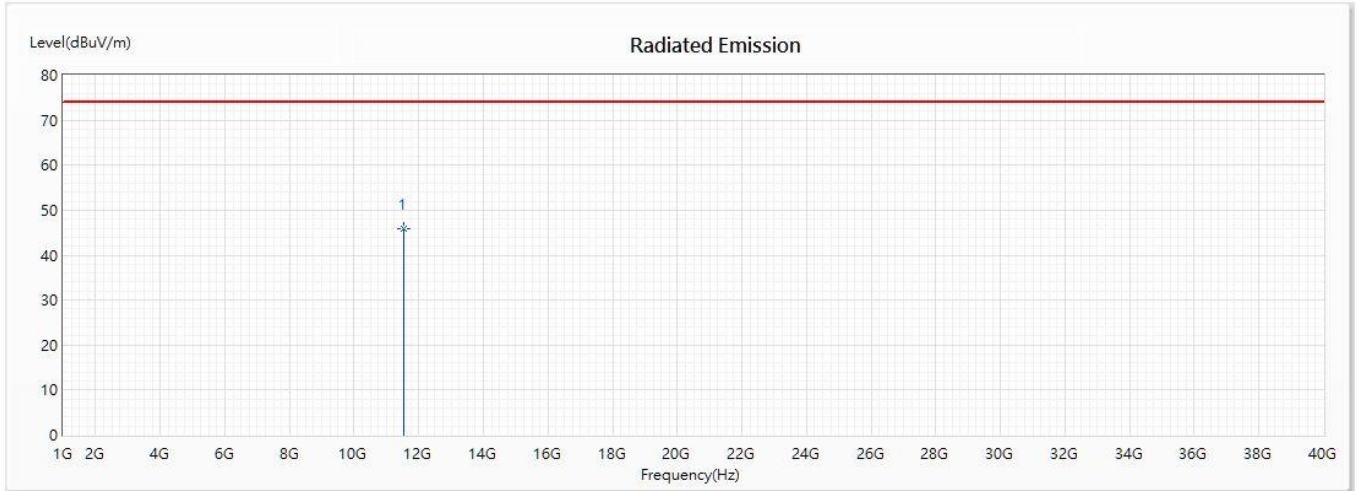
No	Frequency (MHz)	Emission Level (dBuV/m)	Limit (dBuV/m)	Margin (dB)	Reading Level (dBuV)	Correct Factor (dB/m)	Detector Type
* 1	11550	45.51	74.00	-28.49	57.04	-11.53	PK

Note:

1. All Readings below 1GHz are Quasi-Peak, above 1GHz are performed with peak and/or average measurements as necessary.
2. Emission Level = Reading Level + Correct Factor.
3. Correct Factor = Antenna factor + Cable loss – Amplifier gain.
4. The average measurement was not performed when the peak measured data under the limit of average detection.
5. The emission levels of other frequencies are very lower than the limit and not show in test report.

Product : Mobile Computer
 Test Item : Harmonic Radiated Emission Data
 Test Mode : Mode 4: Transmit (802.11ac-80BW 32.5Mbps) (5775MHz)
 Test Date : 2020/06/16

Vertical



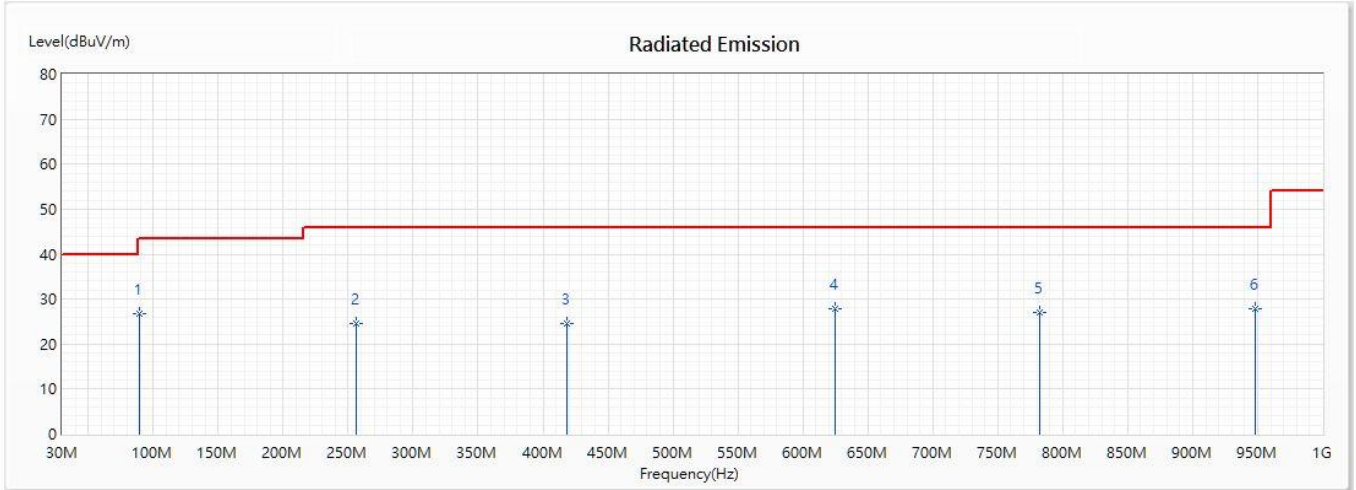
No	Frequency (MHz)	Emission Level (dBuV/m)	Limit (dBuV/m)	Margin (dB)	Reading Level (dBuV)	Correct Factor (dB/m)	Detector Type
* 1	11550	45.93	74.00	-28.07	57.46	-11.53	PK

Note:

1. All Readings below 1GHz are Quasi-Peak, above 1GHz are performed with peak and/or average measurements as necessary.
2. Emission Level = Reading Level + Correct Factor.
3. Correct Factor = Antenna factor + Cable loss – Amplifier gain.
4. The average measurement was not performed when the peak measured data under the limit of average detection.
5. The emission levels of other frequencies are very lower than the limit and not show in test report.

Product : Mobile Computer
 Test Item : General Radiated Emission
 Test Mode : Mode 1: Transmit (802.11a-6Mbps) (5220MHz)
 Test Date : 2020/06/17

Horizontal



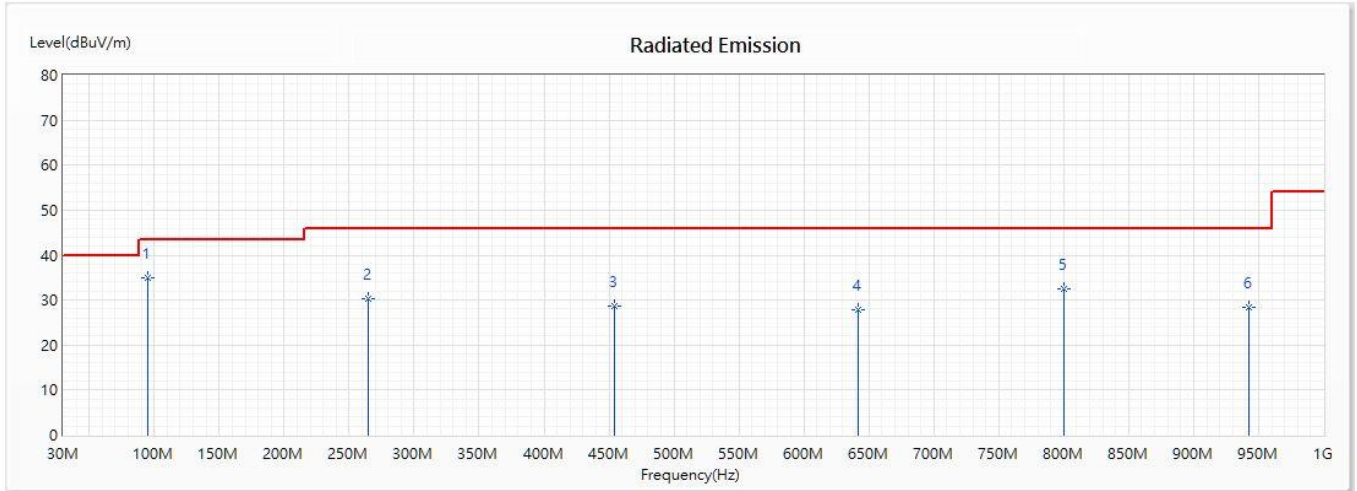
No	Frequency (MHz)	Emission Level (dBuV/m)	Limit (dBuV/m)	Margin (dB)	Reading Level (dBuV)	Correct Factor (dB/m)	Detector Type
* 1	89.043	26.65	43.50	-16.85	36.10	-9.45	QP
2	256.333	24.64	46.00	-21.36	36.32	-11.68	QP
3	418	24.59	46.00	-21.41	30.17	-5.58	QP
4	624.652	27.88	46.00	-18.12	29.82	-1.94	QP
5	782.101	27.09	46.00	-18.91	29.46	-2.37	QP
6	947.986	27.97	46.00	-18.03	30.15	-2.18	QP

Note:

1. All Readings below 1GHz are Quasi-Peak, above 1GHz are performed with peak and/or average measurements as necessary.
2. Emission Level = Reading Level + Correct Factor.
3. Correct Factor = Antenna factor + Cable loss – Amplifier gain.
4. The emission levels of other frequencies are very lower than the limit and not show in test report.
5. No emission found between lowest internal used/generated frequency to 30MHz.

Product : Mobile Computer
 Test Item : General Radiated Emission
 Test Mode : Mode 1: Transmit (802.11a-6Mbps) (5220MHz)
 Test Date : 2020/06/17

Vertical



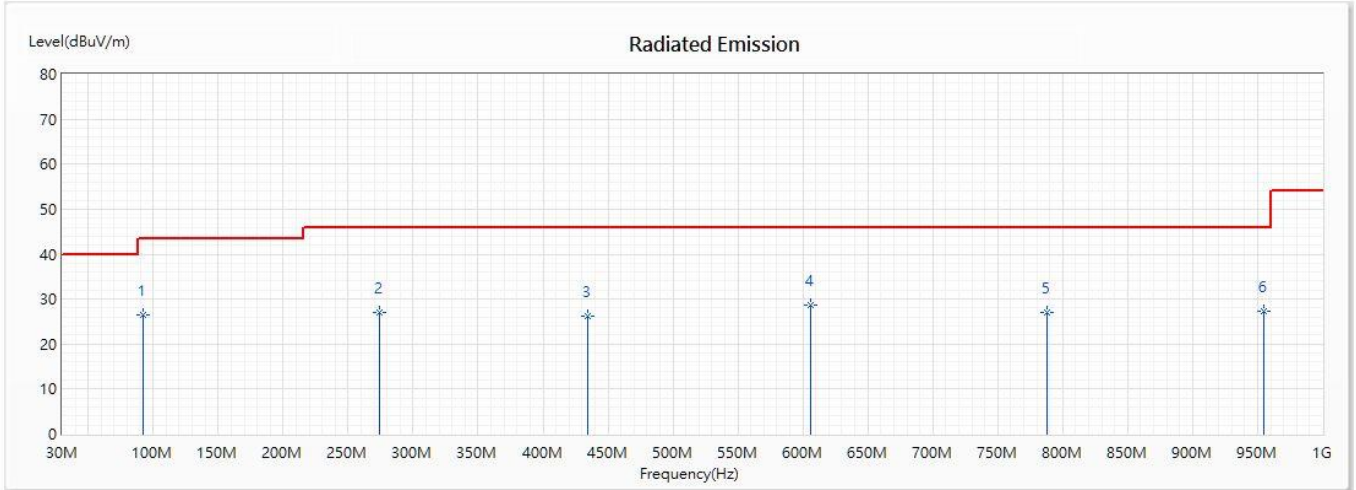
No	Frequency (MHz)	Emission Level (dBuV/m)	Limit (dBuV/m)	Margin (dB)	Reading Level (dBuV)	Correct Factor (dB/m)	Detector Type
* 1	94.667	34.87	43.50	-8.63	44.23	-9.36	QP
2	264.768	30.19	46.00	-15.81	42.34	-12.15	QP
3	454.551	28.62	46.00	-17.38	32.57	-3.95	QP
4	641.522	27.84	46.00	-18.16	30.51	-2.67	QP
5	800.377	32.62	46.00	-13.38	35.32	-2.70	QP
6	942.362	28.40	46.00	-17.60	30.59	-2.19	QP

Note:

1. All Readings below 1GHz are Quasi-Peak, above 1GHz are performed with peak and/or average measurements as necessary.
2. Emission Level = Reading Level + Correct Factor.
3. Correct Factor = Antenna factor + Cable loss – Amplifier gain.
4. The emission levels of other frequencies are very lower than the limit and not show in test report.
5. No emission found between lowest internal used/generated frequency to 30MHz.

Product : Mobile Computer
 Test Item : General Radiated Emission
 Test Mode : Mode 1: Transmit (802.11a-6Mbps) (5300MHz)
 Test Date : 2020/06/17

Horizontal



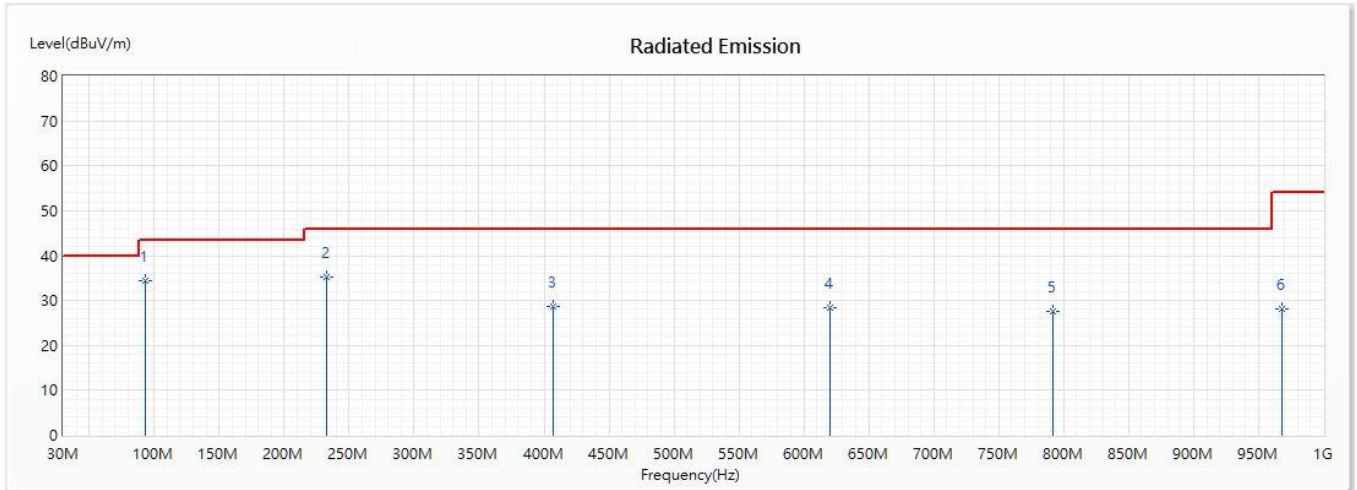
No	Frequency (MHz)	Emission Level (dBuV/m)	Limit (dBuV/m)	Margin (dB)	Reading Level (dBuV)	Correct Factor (dB/m)	Detector Type
* 1	91.855	26.50	43.50	-17.00	35.71	-9.21	QP
2	274.609	27.15	46.00	-18.85	39.26	-12.11	QP
3	434.87	26.14	46.00	-19.86	30.07	-3.93	QP
4	606.377	28.77	46.00	-17.23	29.42	-0.65	QP
5	787.725	27.16	46.00	-18.84	29.63	-2.47	QP
6	955.014	27.42	46.00	-18.58	29.59	-2.17	QP

Note:

1. All Readings below 1GHz are Quasi-Peak, above 1GHz are performed with peak and/or average measurements as necessary.
2. Emission Level = Reading Level + Correct Factor.
3. Correct Factor = Antenna factor + Cable loss – Amplifier gain.
4. The emission levels of other frequencies are very lower than the limit and not show in test report.
5. No emission found between lowest internal used/generated frequency to 30MHz.

Product : Mobile Computer
 Test Item : General Radiated Emission
 Test Mode : Mode 1: Transmit (802.11 a-6Mbps) (5300MHz)
 Test Date : 2020/06/17

Vertical



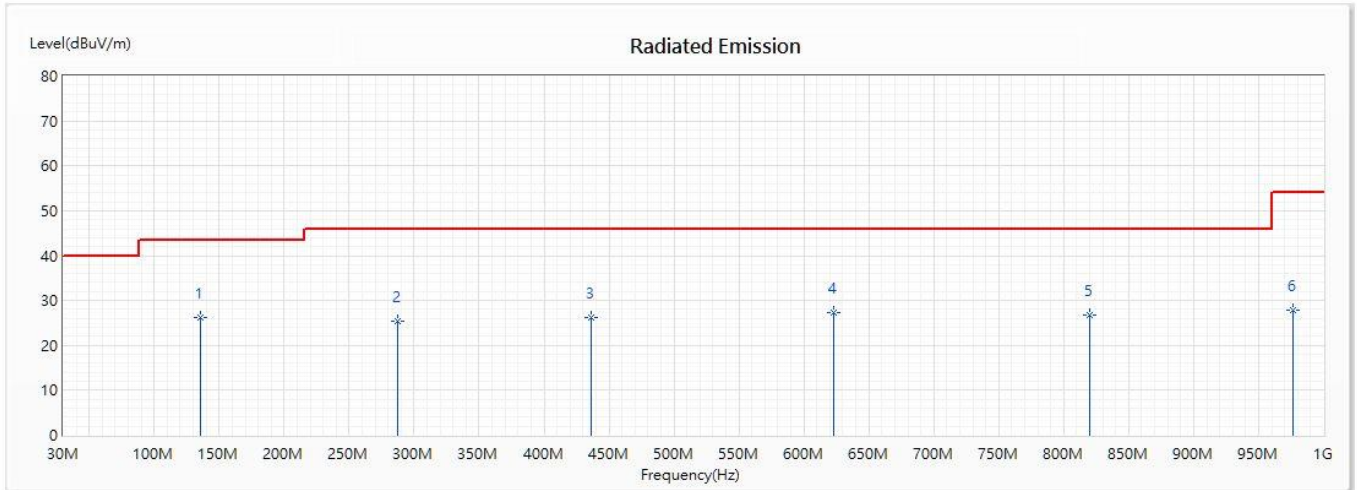
No	Frequency (MHz)	Emission Level (dBuV/m)	Limit (dBuV/m)	Margin (dB)	Reading Level (dBuV)	Correct Factor (dB/m)	Detector Type
* 1	93.261	34.52	43.50	-8.98	43.80	-9.28	QP
2	232.435	35.19	46.00	-10.81	46.59	-11.40	QP
3	406.754	28.69	46.00	-17.31	35.38	-6.69	QP
4	620.435	28.37	46.00	-17.63	30.12	-1.75	QP
5	791.942	27.70	46.00	-18.30	30.25	-2.55	QP
6	967.667	28.00	54.00	-26.00	29.93	-1.93	QP

Note:

1. All Readings below 1GHz are Quasi-Peak, above 1GHz are performed with peak and/or average measurements as necessary.
2. Emission Level = Reading Level + Correct Factor.
3. Correct Factor = Antenna factor + Cable loss – Amplifier gain.
4. The emission levels of other frequencies are very lower than the limit and not show in test report.
5. No emission found between lowest internal used/generated frequency to 30MHz.

Product : Mobile Computer
 Test Item : General Radiated Emission
 Test Mode : Mode 1: Transmit (802.11a-6Mbps) (5580MHz)
 Test Date : 2020/06/17

Horizontal



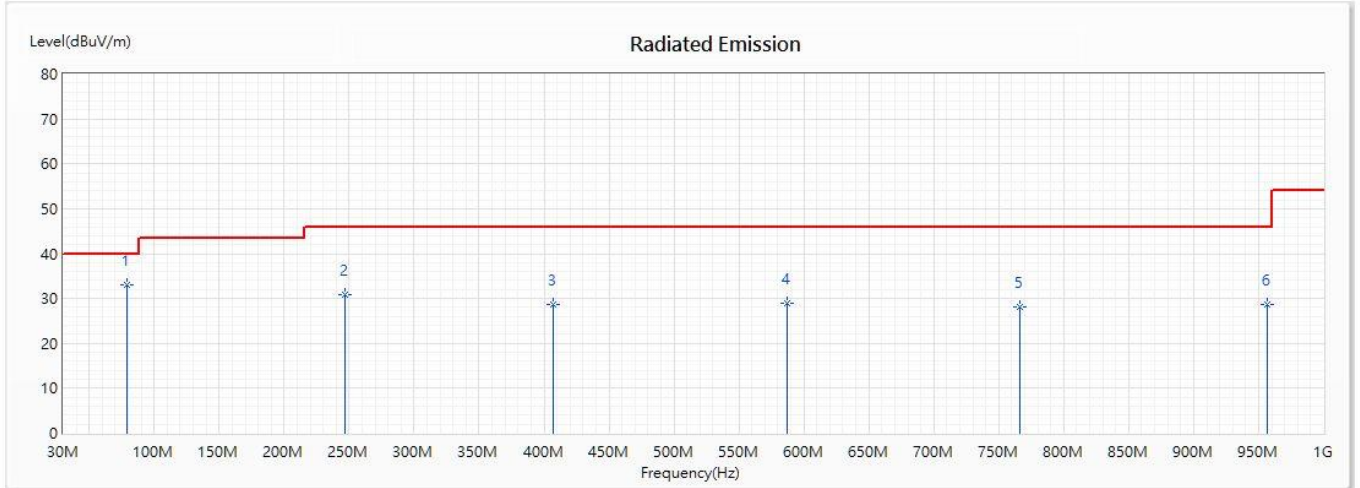
No	Frequency (MHz)	Emission Level (dBuV/m)	Limit (dBuV/m)	Margin (dB)	Reading Level (dBuV)	Correct Factor (dB/m)	Detector Type
* 1	135.435	26.28	43.50	-17.22	36.41	-10.13	QP
2	287.261	25.44	46.00	-20.56	36.46	-11.02	QP
3	436.275	26.10	46.00	-19.90	29.89	-3.79	QP
4	623.246	27.33	46.00	-18.67	29.21	-1.88	QP
5	820.058	26.79	46.00	-19.21	29.65	-2.86	QP
6	976.101	27.94	54.00	-26.06	29.63	-1.69	QP

Note:

1. All Readings below 1GHz are Quasi-Peak, above 1GHz are performed with peak and/or average measurements as necessary.
2. Emission Level = Reading Level + Correct Factor.
3. Correct Factor = Antenna factor + Cable loss – Amplifier gain.
4. The emission levels of other frequencies are very lower than the limit and not show in test report.
5. No emission found between lowest internal used/generated frequency to 30MHz.

Product : Mobile Computer
 Test Item : General Radiated Emission
 Test Mode : Mode 1: Transmit (802.11a-6Mbps) (5580MHz)
 Test Date : 2020/06/17

Vertical



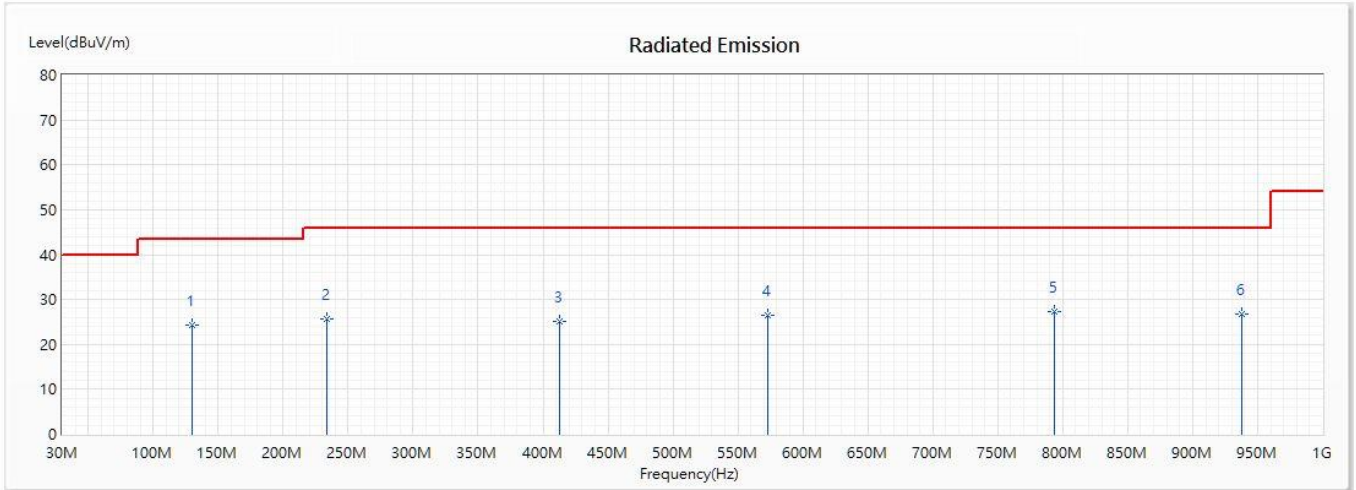
No	Frequency (MHz)	Emission Level (dBuV/m)	Limit (dBuV/m)	Margin (dB)	Reading Level (dBuV)	Correct Factor (dB/m)	Detector Type
* 1	79.203	33.04	40.00	-6.96	45.20	-12.16	QP
2	246.493	30.84	46.00	-15.16	42.49	-11.65	QP
3	406.754	28.69	46.00	-17.31	35.38	-6.69	QP
4	586.696	29.06	46.00	-16.94	29.81	-0.75	QP
5	766.638	27.99	46.00	-18.01	29.84	-1.85	QP
6	956.42	28.68	46.00	-17.32	30.84	-2.16	QP

Note:

1. All Readings below 1GHz are Quasi-Peak, above 1GHz are performed with peak and/or average measurements as necessary.
2. Emission Level = Reading Level + Correct Factor.
3. Correct Factor = Antenna factor + Cable loss – Amplifier gain.
4. The emission levels of other frequencies are very lower than the limit and not show in test report.
5. No emission found between lowest internal used/generated frequency to 30MHz.

Product : Mobile Computer
 Test Item : General Radiated Emission
 Test Mode : Mode 1: Transmit (802.11a-6Mbps) (5785MHz)
 Test Date : 2020/06/17

Horizontal



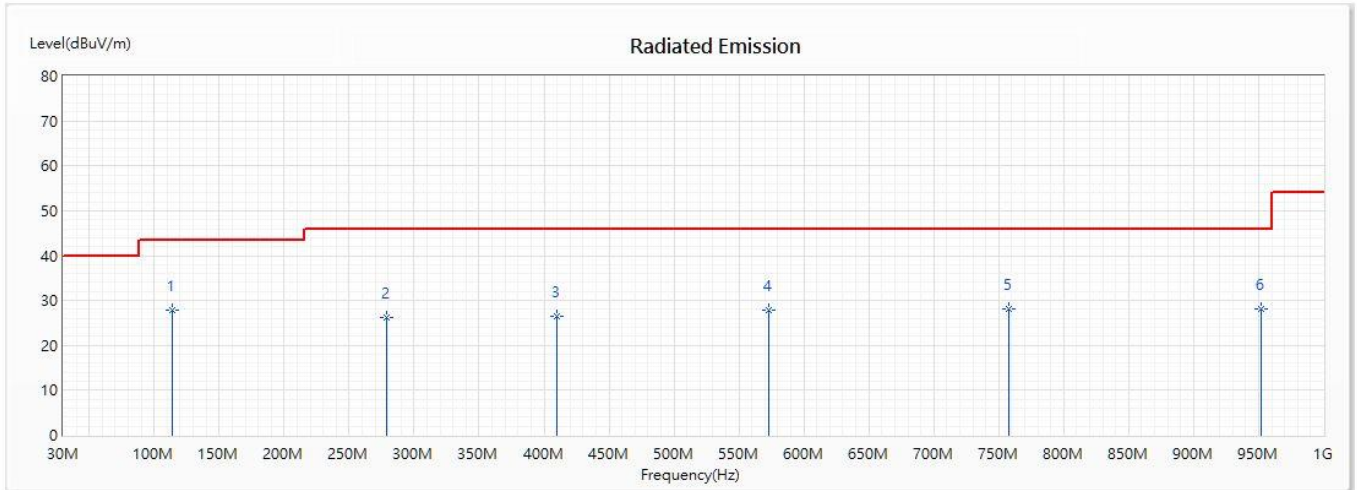
No	Frequency (MHz)	Emission Level (dBuV/m)	Limit (dBuV/m)	Margin (dB)	Reading Level (dBuV)	Correct Factor (dB/m)	Detector Type
1	129.812	24.39	43.50	-19.11	33.76	-9.37	QP
2	233.841	25.58	46.00	-20.42	37.11	-11.53	QP
3	412.377	25.18	46.00	-20.82	31.32	-6.14	QP
4	572.638	26.61	46.00	-19.39	28.74	-2.13	QP
* 5	793.348	27.28	46.00	-18.72	29.86	-2.58	QP
6	938.145	26.67	46.00	-19.33	29.03	-2.36	QP

Note:

1. All Readings below 1GHz are Quasi-Peak, above 1GHz are performed with peak and/or average measurements as necessary.
2. Emission Level = Reading Level + Correct Factor.
3. Correct Factor = Antenna factor + Cable loss – Amplifier gain.
4. The emission levels of other frequencies are very lower than the limit and not show in test report.
5. No emission found between lowest internal used/generated frequency to 30MHz.

Product : Mobile Computer
 Test Item : General Radiated Emission
 Test Mode : Mode 1: Transmit (802.11a-6Mbps) (5785MHz)
 Test Date : 2020/06/17

Vertical



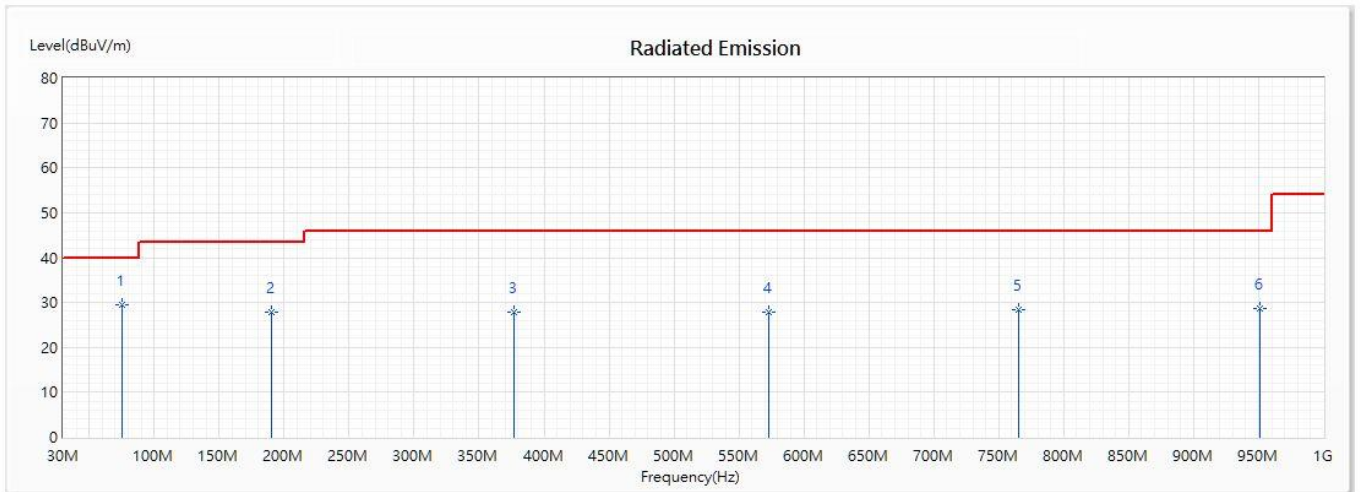
No	Frequency (MHz)	Emission Level (dBuV/m)	Limit (dBuV/m)	Margin (dB)	Reading Level (dBuV)	Correct Factor (dB/m)	Detector Type
* 1	114.348	27.79	43.50	-15.71	37.55	-9.76	QP
2	278.826	26.17	46.00	-19.83	37.98	-11.81	QP
3	409.565	26.58	46.00	-19.42	32.99	-6.41	QP
4	572.638	27.78	46.00	-18.22	29.91	-2.13	QP
5	758.203	28.02	46.00	-17.98	29.42	-1.40	QP
6	952.203	28.14	46.00	-17.86	30.32	-2.18	QP

Note:

1. All Readings below 1GHz are Quasi-Peak, above 1GHz are performed with peak and/or average measurements as necessary.
2. Emission Level = Reading Level + Correct Factor.
3. Correct Factor = Antenna factor + Cable loss – Amplifier gain.
4. The emission levels of other frequencies are very lower than the limit and not show in test report.
5. No emission found between lowest internal used/generated frequency to 30MHz.

Product : Mobile Computer
 Test Item : General Radiated Emission
 Test Mode : Mode 2: Transmit (802.11n-20BW 7.2Mbps) (5220MHz)
 Test Date : 2020/06/17

Horizontal



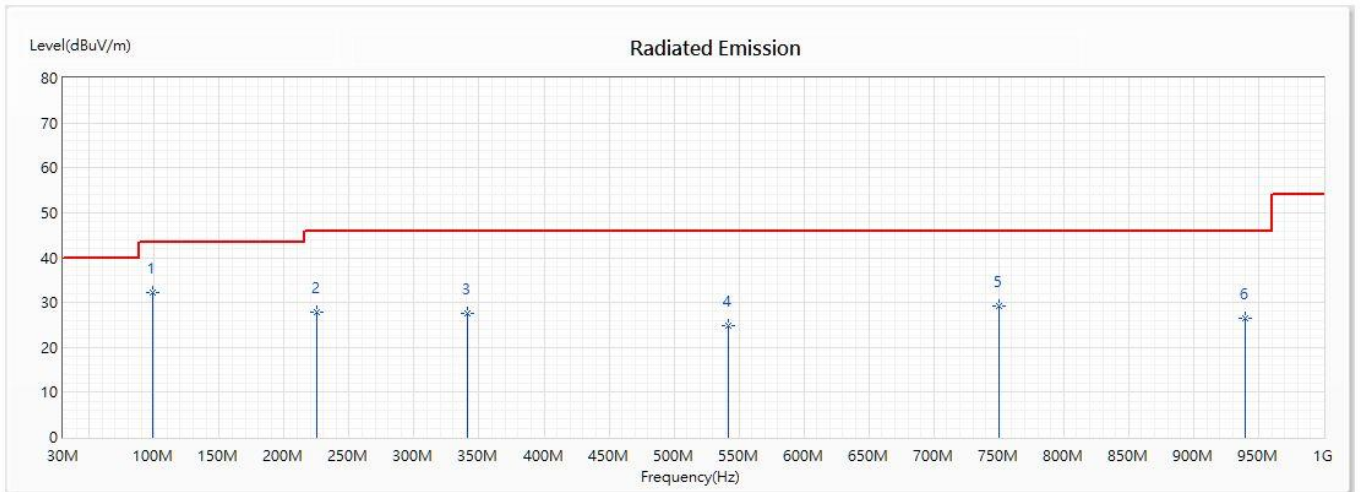
No	Frequency (MHz)	Emission Level (dBuV/m)	Limit (dBuV/m)	Margin (dB)	Reading Level (dBuV)	Correct Factor (dB/m)	Detector Type
* 1	74.986	29.45	40.00	-10.55	42.74	-13.29	QP
2	190.261	27.86	43.50	-15.64	40.20	-12.34	QP
3	377.232	27.77	46.00	-18.23	33.67	-5.90	QP
4	572.638	27.85	46.00	-18.15	29.98	-2.13	QP
5	765.232	28.45	46.00	-17.55	30.25	-1.80	QP
6	950.797	28.78	46.00	-17.22	30.96	-2.18	QP

Note:

1. All Readings below 1GHz are Quasi-Peak, above 1GHz are performed with peak and/or average measurements as necessary.
2. Emission Level = Reading Level + Correct Factor.
3. Correct Factor = Antenna factor + Cable loss – Amplifier gain.
4. The emission levels of other frequencies are very lower than the limit and not show in test report.
5. No emission found between lowest internal used/generated frequency to 30MHz.

Product : Mobile Computer
 Test Item : General Radiated Emission
 Test Mode : Mode 2: Transmit (802.11n-20BW 7.2Mbps) (5220MHz)
 Test Date : 2020/06/17

Vertical



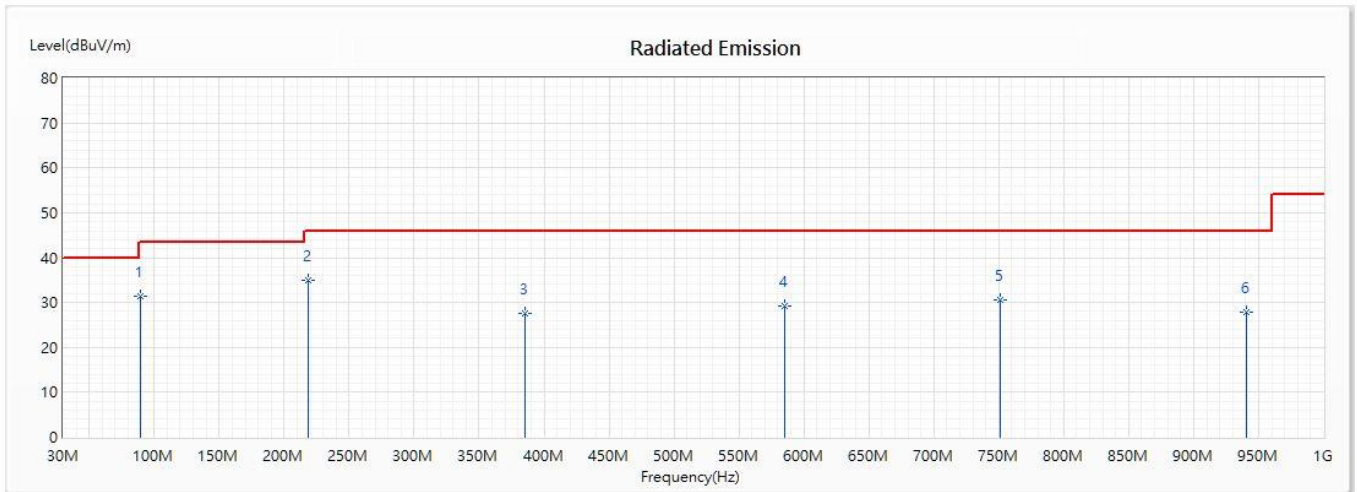
No	Frequency (MHz)	Emission Level (dBuV/m)	Limit (dBuV/m)	Margin (dB)	Reading Level (dBuV)	Correct Factor (dB/m)	Detector Type
* 1	98.884	32.23	43.50	-11.27	40.89	-8.66	QP
2	225.406	27.87	46.00	-18.13	39.23	-11.36	QP
3	340.681	27.62	46.00	-18.38	35.25	-7.63	QP
4	541.71	24.90	46.00	-21.10	29.82	-4.92	QP
5	749.768	29.10	46.00	-16.90	29.52	-0.42	QP
6	939.551	26.45	46.00	-19.55	28.68	-2.23	QP

Note:

1. All Readings below 1GHz are Quasi-Peak, above 1GHz are performed with peak and/or average measurements as necessary.
2. Emission Level = Reading Level + Correct Factor.
3. Correct Factor = Antenna factor + Cable loss – Amplifier gain.
4. The emission levels of other frequencies are very lower than the limit and not show in test report.
5. No emission found between lowest internal used/generated frequency to 30MHz.

Product : Mobile Computer
 Test Item : General Radiated Emission
 Test Mode : Mode 2: Transmit (802.11n-20BW 7.2Mbps) (5300MHz)
 Test Date : 2020/06/17

Horizontal



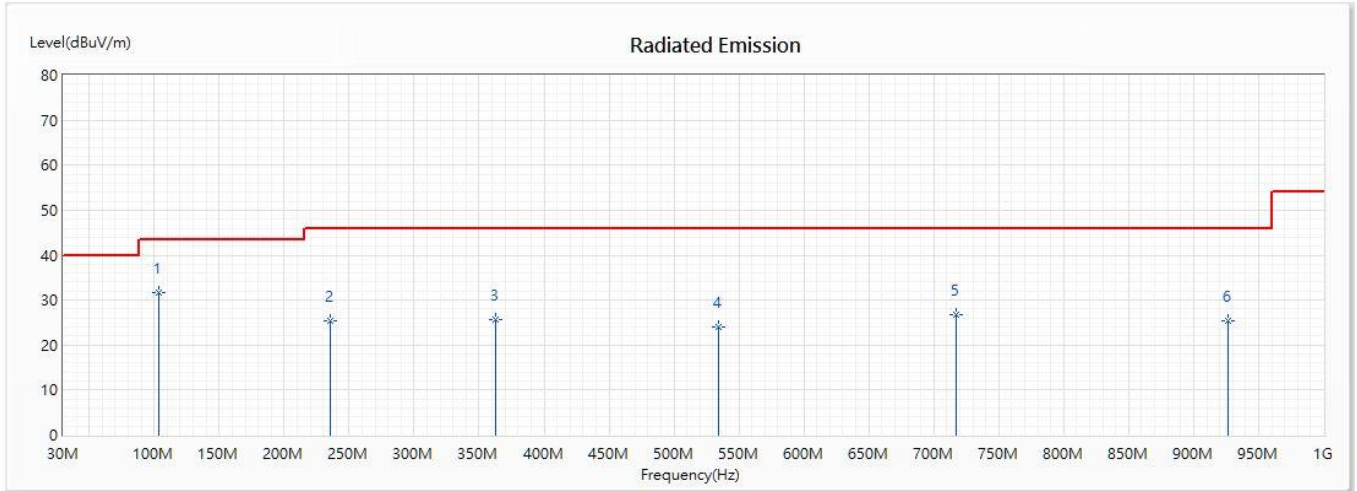
No	Frequency (MHz)	Emission Level (dBuV/m)	Limit (dBuV/m)	Margin (dB)	Reading Level (dBuV)	Correct Factor (dB/m)	Detector Type
1	89.043	31.35	43.50	-12.15	40.80	-9.45	QP
* 2	218.377	34.83	46.00	-11.17	46.49	-11.66	QP
3	385.667	27.58	46.00	-18.42	33.85	-6.27	QP
4	585.29	29.27	46.00	-16.73	30.08	-0.81	QP
5	751.174	30.49	46.00	-15.51	31.08	-0.59	QP
6	940.957	27.86	46.00	-18.14	30.05	-2.19	QP

Note:

1. All Readings below 1GHz are Quasi-Peak, above 1GHz are performed with peak and/or average measurements as necessary.
2. Emission Level = Reading Level + Correct Factor.
3. Correct Factor = Antenna factor + Cable loss – Amplifier gain.
4. The emission levels of other frequencies are very lower than the limit and not show in test report.
5. No emission found between lowest internal used/generated frequency to 30MHz.

Product : Mobile Computer
 Test Item : General Radiated Emission
 Test Mode : Mode 2: Transmit (802.11n-20BW 7.2Mbps) (5300MHz)
 Test Date : 2020/06/17

Vertical



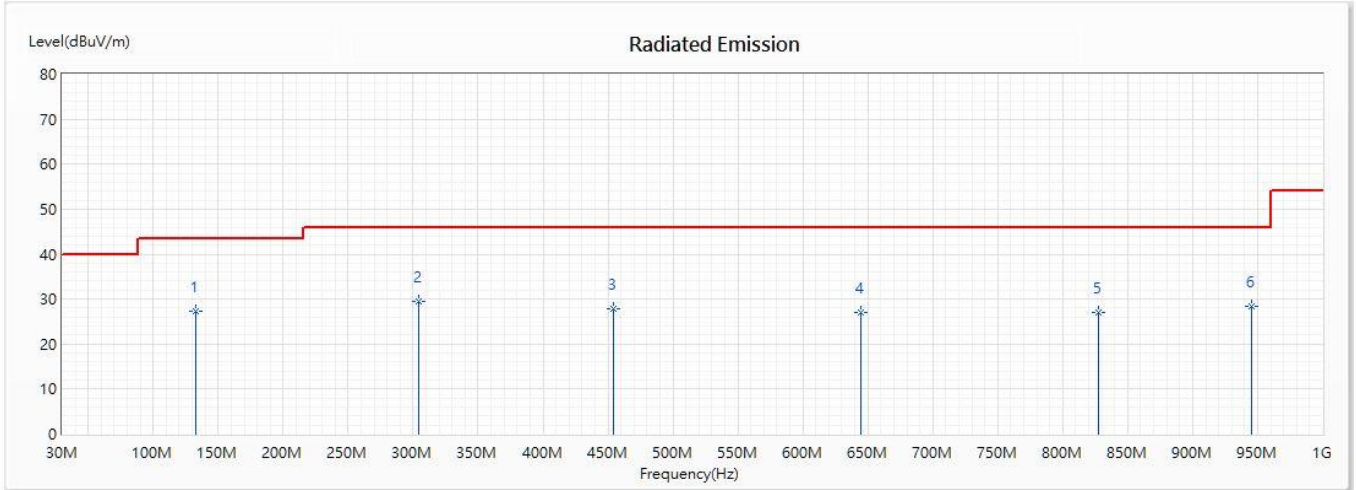
No	Frequency (MHz)	Emission Level (dBuV/m)	Limit (dBuV/m)	Margin (dB)	Reading Level (dBuV)	Correct Factor (dB/m)	Detector Type
* 1	103.101	31.65	43.50	-11.85	40.47	-8.82	QP
2	235.246	25.44	46.00	-20.56	37.09	-11.65	QP
3	363.174	25.72	46.00	-20.28	31.87	-6.15	QP
4	534.681	24.07	46.00	-21.93	28.99	-4.92	QP
5	717.435	26.84	46.00	-19.16	29.77	-2.93	QP
6	926.899	25.26	46.00	-20.74	28.73	-3.47	QP

Note:

1. All Readings below 1GHz are Quasi-Peak, above 1GHz are performed with peak and/or average measurements as necessary.
2. Emission Level = Reading Level + Correct Factor.
3. Correct Factor = Antenna factor + Cable loss – Amplifier gain.
4. The emission levels of other frequencies are very lower than the limit and not show in test report.
5. No emission found between lowest internal used/generated frequency to 30MHz.

Product : Mobile Computer
 Test Item : General Radiated Emission
 Test Mode : Mode 2: Transmit (802.11n-20BW 7.2Mbps) (5580MHz)
 Test Date : 2020/06/17

Horizontal



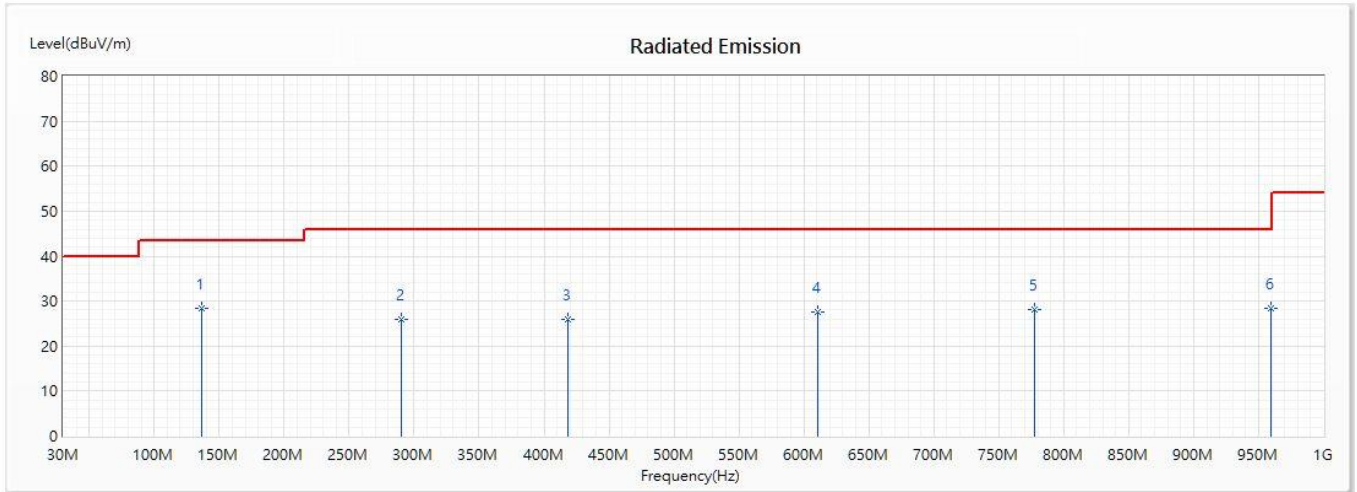
No	Frequency (MHz)	Emission Level (dBuV/m)	Limit (dBuV/m)	Margin (dB)	Reading Level (dBuV)	Correct Factor (dB/m)	Detector Type
* 1	132.623	27.42	43.50	-16.08	37.15	-9.73	QP
2	304.13	29.48	46.00	-16.52	37.58	-8.10	QP
3	454.551	27.85	46.00	-18.15	31.80	-3.95	QP
4	644.333	26.94	46.00	-19.06	29.79	-2.85	QP
5	827.087	27.12	46.00	-18.88	29.74	-2.62	QP
6	945.174	28.26	46.00	-17.74	30.44	-2.18	QP

Note:

1. All Readings below 1GHz are Quasi-Peak, above 1GHz are performed with peak and/or average measurements as necessary.
2. Emission Level = Reading Level + Correct Factor.
3. Correct Factor = Antenna factor + Cable loss – Amplifier gain.
4. The emission levels of other frequencies are very lower than the limit and not show in test report.
5. No emission found between lowest internal used/generated frequency to 30MHz.

Product : Mobile Computer
 Test Item : General Radiated Emission
 Test Mode : Mode 2: Transmit (802.11n-20BW 7.2Mbps) (5580MHz)
 Test Date : 2020/06/17

Vertical



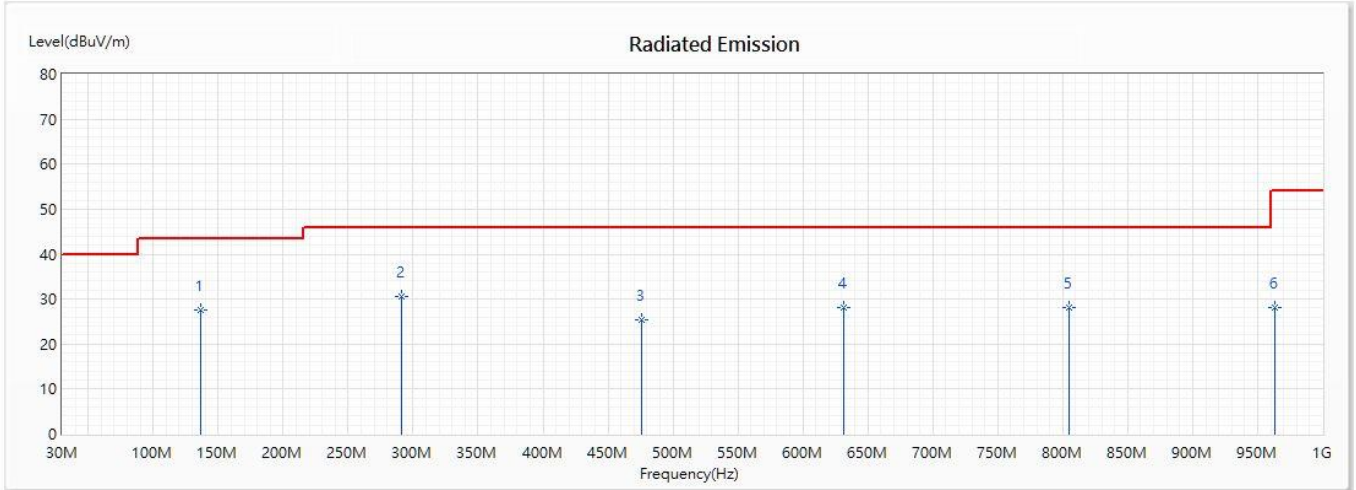
No	Frequency (MHz)	Emission Level (dBuV/m)	Limit (dBuV/m)	Margin (dB)	Reading Level (dBuV)	Correct Factor (dB/m)	Detector Type
* 1	136.841	28.37	43.50	-15.13	38.69	-10.32	QP
2	290.072	26.02	46.00	-19.98	36.73	-10.71	QP
3	418	26.07	46.00	-19.93	31.65	-5.58	QP
4	610.594	27.65	46.00	-18.35	28.64	-0.99	QP
5	777.884	28.21	46.00	-17.79	30.47	-2.26	QP
6	959.232	28.26	46.00	-17.74	30.41	-2.15	QP

Note:

1. All Readings below 1GHz are Quasi-Peak, above 1GHz are performed with peak and/or average measurements as necessary.
2. Emission Level = Reading Level + Correct Factor.
3. Correct Factor = Antenna factor + Cable loss – Amplifier gain.
4. The emission levels of other frequencies are very lower than the limit and not show in test report.
5. No emission found between lowest internal used/generated frequency to 30MHz.

Product : Mobile Computer
 Test Item : General Radiated Emission
 Test Mode : Mode 2: Transmit (802.11n-20BW 7.2Mbps) (5720MHz)
 Test Date : 2020/06/17

Horizontal



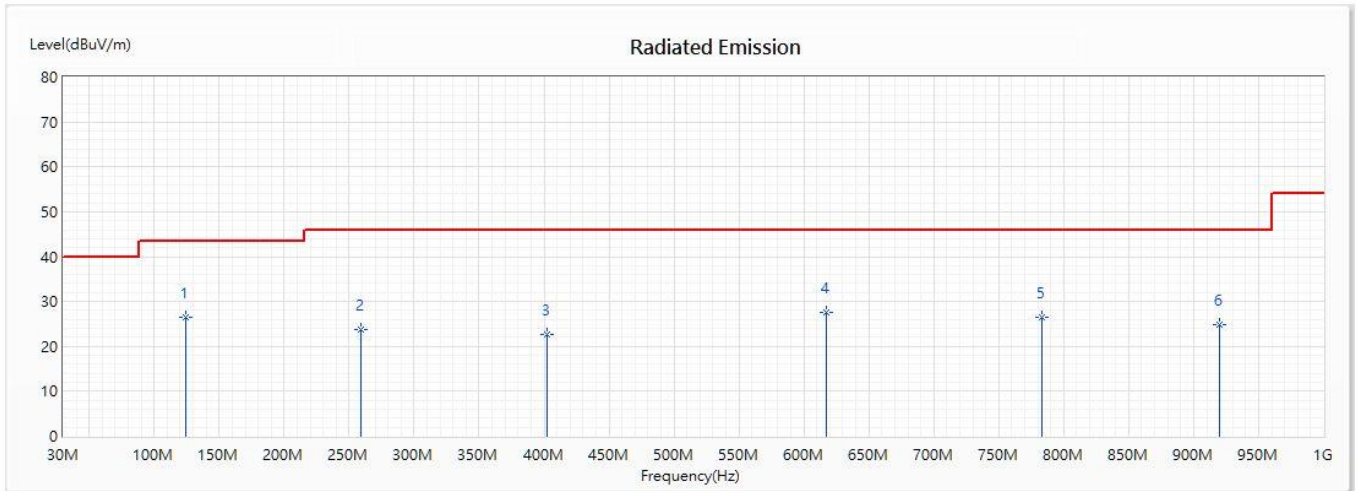
No	Frequency (MHz)	Emission Level (dBuV/m)	Limit (dBuV/m)	Margin (dB)	Reading Level (dBuV)	Correct Factor (dB/m)	Detector Type
1	136.841	27.56	43.50	-15.94	37.88	-10.32	QP
* 2	291.478	30.46	46.00	-15.54	40.82	-10.36	QP
3	475.638	25.40	46.00	-20.60	30.77	-5.37	QP
4	631.681	28.13	46.00	-17.87	30.38	-2.25	QP
5	804.594	28.20	46.00	-17.80	30.94	-2.74	QP
6	963.449	28.09	54.00	-25.91	30.15	-2.06	QP

Note:

1. All Readings below 1GHz are Quasi-Peak, above 1GHz are performed with peak and/or average measurements as necessary.
2. Emission Level = Reading Level + Correct Factor.
3. Correct Factor = Antenna factor + Cable loss – Amplifier gain.
4. The emission levels of other frequencies are very lower than the limit and not show in test report.
5. No emission found between lowest internal used/generated frequency to 30MHz.

Product : Mobile Computer
 Test Item : General Radiated Emission
 Test Mode : Mode 2: Transmit (802.11n-20BW 7.2Mbps) (5720MHz)
 Test Date : 2020/06/17

Vertical



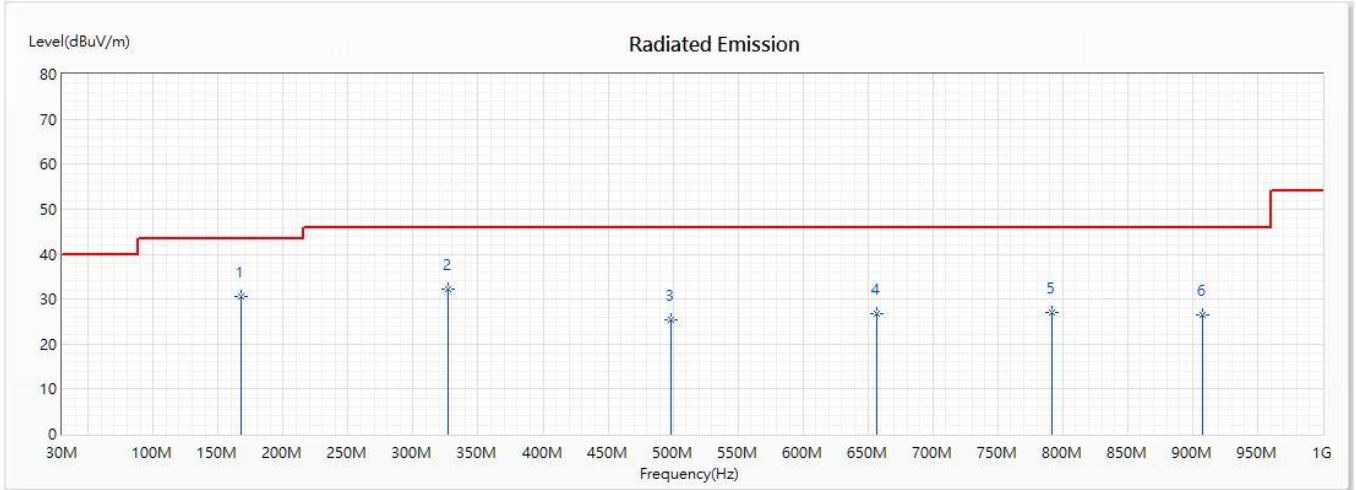
No	Frequency (MHz)	Emission Level (dBuV/m)	Limit (dBuV/m)	Margin (dB)	Reading Level (dBuV)	Correct Factor (dB/m)	Detector Type
* 1	124.188	26.56	43.50	-16.94	36.24	-9.68	QP
2	259.145	23.70	46.00	-22.30	35.50	-11.80	QP
3	402.536	22.73	46.00	-23.27	29.83	-7.10	QP
4	617.623	27.46	46.00	-18.54	29.00	-1.54	QP
5	783.507	26.48	46.00	-19.52	28.87	-2.39	QP
6	919.87	24.79	46.00	-21.21	28.95	-4.16	QP

Note:

1. All Readings below 1GHz are Quasi-Peak, above 1GHz are performed with peak and/or average measurements as necessary.
2. Emission Level = Reading Level + Correct Factor.
3. Correct Factor = Antenna factor + Cable loss – Amplifier gain.
4. The emission levels of other frequencies are very lower than the limit and not show in test report.
5. No emission found between lowest internal used/generated frequency to 30MHz.

Product : Mobile Computer
 Test Item : General Radiated Emission
 Test Mode : Mode 2: Transmit (802.11n-20BW 7.2Mbps) (5785MHz)
 Test Date : 2020/06/17

Horizontal



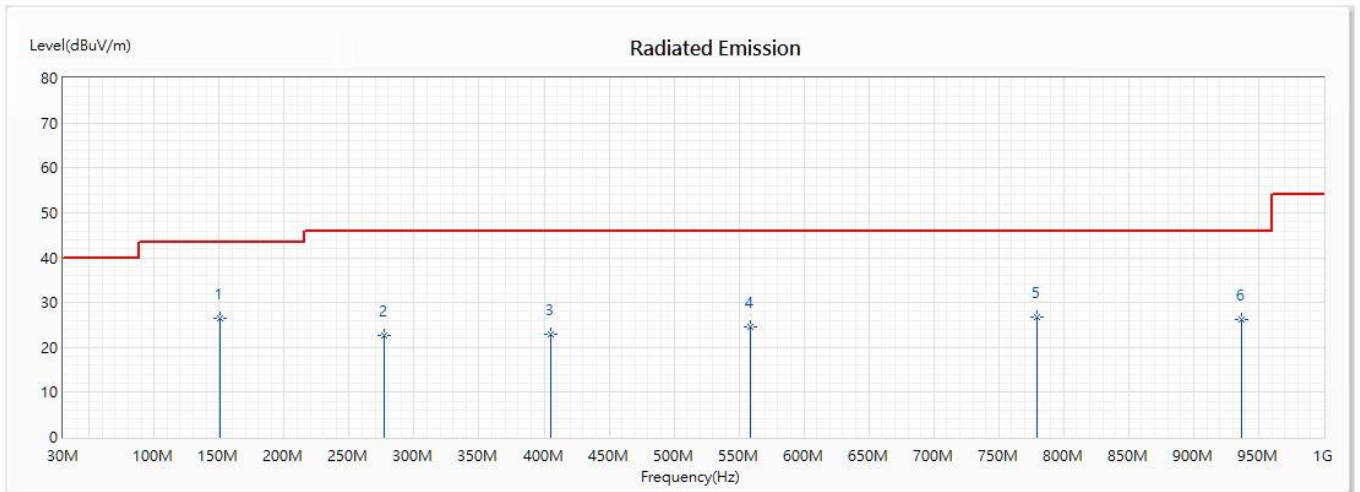
No	Frequency (MHz)	Emission Level (dBuV/m)	Limit (dBuV/m)	Margin (dB)	Reading Level (dBuV)	Correct Factor (dB/m)	Detector Type
* 1	167.768	30.63	43.50	-12.87	44.27	-13.64	QP
2	326.623	32.29	46.00	-13.71	40.02	-7.73	QP
3	498.13	25.44	46.00	-20.56	30.02	-4.58	QP
4	656.986	26.84	46.00	-19.16	30.53	-3.69	QP
5	791.942	27.01	46.00	-18.99	29.56	-2.55	QP
6	907.217	26.42	46.00	-19.58	30.18	-3.76	QP

Note:

1. All Readings below 1GHz are Quasi-Peak, above 1GHz are performed with peak and/or average measurements as necessary.
2. Emission Level = Reading Level + Correct Factor.
3. Correct Factor = Antenna factor + Cable loss – Amplifier gain.
4. The emission levels of other frequencies are very lower than the limit and not show in test report.
5. No emission found between lowest internal used/generated frequency to 30MHz.

Product : Mobile Computer
 Test Item : General Radiated Emission
 Test Mode : Mode 2: Transmit (802.11n-20BW 7.2Mbps) (5785MHz)
 Test Date : 2020/06/17

Vertical



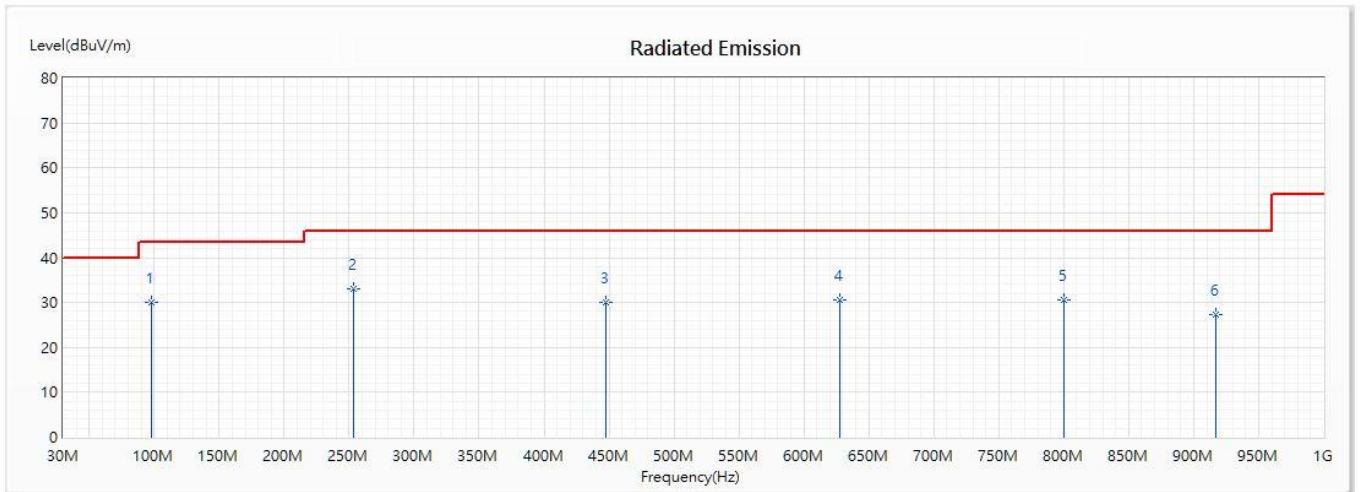
No	Frequency (MHz)	Emission Level (dBuV/m)	Limit (dBuV/m)	Margin (dB)	Reading Level (dBuV)	Correct Factor (dB/m)	Detector Type
* 1	150.899	26.53	43.50	-16.97	39.73	-13.20	QP
2	277.42	22.79	46.00	-23.21	34.70	-11.91	QP
3	405.348	22.83	46.00	-23.17	29.65	-6.82	QP
4	558.58	24.65	46.00	-21.35	28.69	-4.04	QP
5	779.29	26.74	46.00	-19.26	29.05	-2.31	QP
6	936.739	26.14	46.00	-19.86	28.64	-2.50	QP

Note:

1. All Readings below 1GHz are Quasi-Peak, above 1GHz are performed with peak and/or average measurements as necessary.
2. Emission Level = Reading Level + Correct Factor.
3. Correct Factor = Antenna factor + Cable loss – Amplifier gain.
4. The emission levels of other frequencies are very lower than the limit and not show in test report.
5. No emission found between lowest internal used/generated frequency to 30MHz.

Product : Mobile Computer
 Test Item : General Radiated Emission
 Test Mode : Mode 3: Transmit (802.11n-40BW 15Mbps) (5230MHz)
 Test Date : 2020/06/17

Horizontal



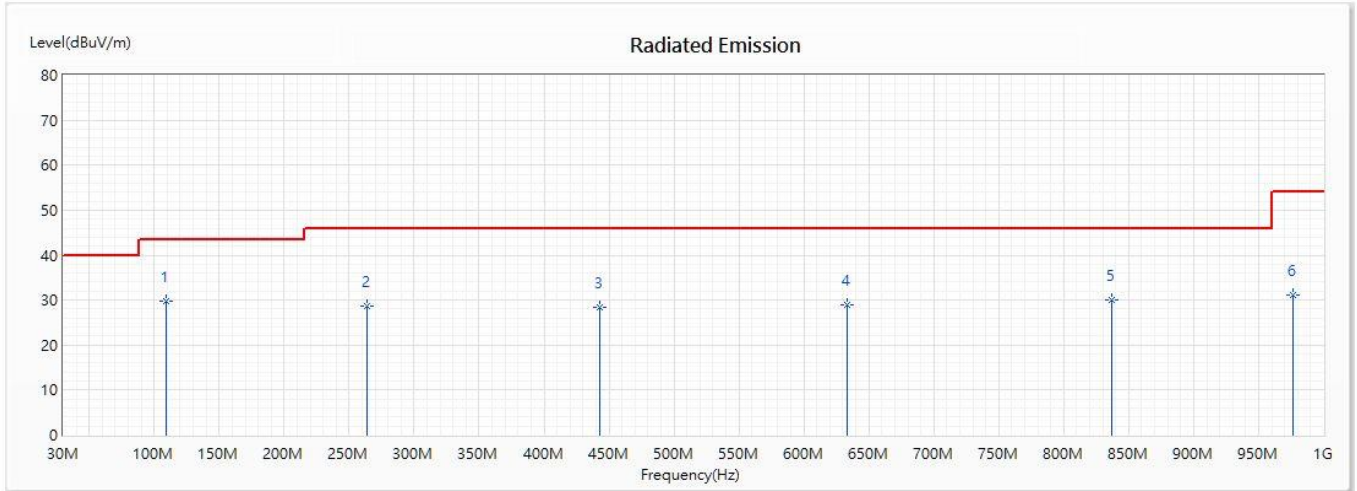
No	Frequency (MHz)	Emission Level (dBuV/m)	Limit (dBuV/m)	Margin (dB)	Reading Level (dBuV)	Correct Factor (dB/m)	Detector Type
1	97.478	30.02	43.50	-13.48	38.93	-8.91	QP
* 2	253.522	32.92	46.00	-13.08	44.48	-11.56	QP
3	447.522	30.05	46.00	-15.95	33.75	-3.70	QP
4	627.464	30.61	46.00	-15.39	32.68	-2.07	QP
5	800.377	30.60	46.00	-15.40	33.30	-2.70	QP
6	917.058	27.34	46.00	-18.66	31.41	-4.07	QP

Note:

1. All Readings below 1GHz are Quasi-Peak, above 1GHz are performed with peak and/or average measurements as necessary.
2. Emission Level = Reading Level + Correct Factor.
3. Correct Factor = Antenna factor + Cable loss – Amplifier gain.
4. The emission levels of other frequencies are very lower than the limit and not show in test report.
5. No emission found between lowest internal used/generated frequency to 30MHz.

Product : Mobile Computer
 Test Item : General Radiated Emission
 Test Mode : Mode 3: Transmit (802.11n-40BW 15Mbps) (5230MHz)
 Test Date : 2020/06/17

Vertical



No	Frequency (MHz)	Emission Level (dBuV/m)	Limit (dBuV/m)	Margin (dB)	Reading Level (dBuV)	Correct Factor (dB/m)	Detector Type
* 1	108.725	29.83	43.50	-13.67	39.33	-9.50	QP
2	263.362	28.61	46.00	-17.39	40.67	-12.06	QP
3	443.304	28.42	46.00	-17.58	31.97	-3.55	QP
4	633.087	28.93	46.00	-17.07	31.23	-2.30	QP
5	836.928	30.08	46.00	-15.92	32.38	-2.30	QP
6	976.101	31.25	54.00	-22.75	32.94	-1.69	QP

Note:

1. All Readings below 1GHz are Quasi-Peak, above 1GHz are performed with peak and/or average measurements as necessary.
2. Emission Level = Reading Level + Correct Factor.
3. Correct Factor = Antenna factor + Cable loss – Amplifier gain.
4. The emission levels of other frequencies are very lower than the limit and not show in test report.
5. No emission found between lowest internal used/generated frequency to 30MHz.