

Wi-Fi 2.4G Band

DUT: HeadSet;

Communication System: UID 0, WiFi (0); Frequency: 2412 MHz; Duty Cycle: 1:1
Medium parameters used (interpolated): $f = 2412$ MHz; $\sigma = 1.738$ S/m; $\epsilon_r = 38.291$; $\rho = 1000$ kg/m³
Ambient Temperature : 23.2 °C; Liquid Temperature : 23.1 °C

DASY Configuration:

- Probe: EX3DV4 - SN7369; ConvF(7.65, 7.65, 7.65) @ 2412 MHz; Calibrated: 2019/6/19
- Sensor-Surface: 1.4mm (Mechanical Surface Detection), $z = 1.0, 23.0$
- Electronics: DAE4 Sn1486; Calibrated: 2019/6/13
- Phantom: ELI V5.0 (20deg probe tilt); Type: QD OVA 002 AA; Serial: 1240
- DASY52 52.10.2(1504); SEMCAD X 14.6.12(7470)

Configuration/Left/Aux Ant/802.11b/CH1/5mm/Area Scan (7x8x1): Measurement grid: $dx=12$ mm, $dy=12$ mm

[Info: Interpolated medium parameters used for SAR evaluation.](#)

Maximum value of SAR (measured) = 1.36 W/kg

Configuration/Left/Aux Ant/802.11b/CH1/5mm/Zoom Scan (7x7x6)/Cube 0: Measurement grid:

$dx=4$ mm, $dy=4$ mm, $dz=2$ mm

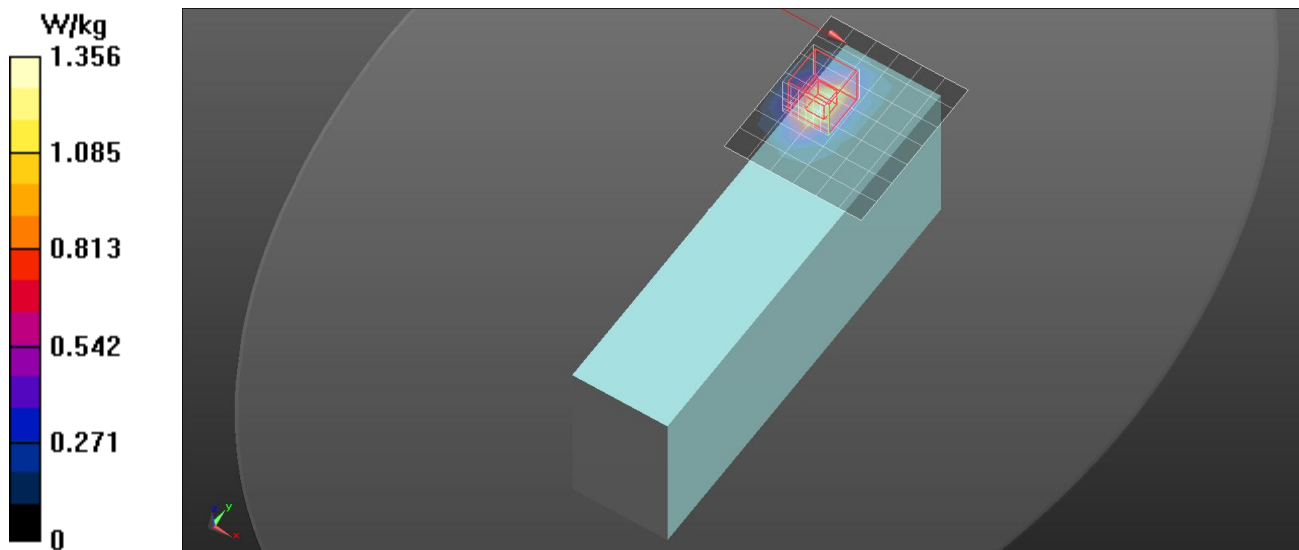
Reference Value = 3.836 V/m; Power Drift = -0.02 dB

Peak SAR (extrapolated) = 1.85 W/kg

SAR(1 g) = 0.884 W/kg; SAR(10 g) = 0.389 W/kg

[Info: Interpolated medium parameters used for SAR evaluation.](#)

Maximum value of SAR (measured) = 1.50 W/kg



Wi-Fi 2.4G Band

DUT: HeadSet;

Communication System: UID 0, WiFi (0); Frequency: 2437 MHz; Duty Cycle: 1:1

Medium parameters used (interpolated): $f = 2437$ MHz; $\sigma = 1.764$ S/m; $\epsilon_r = 38.198$; $\rho = 1000$ kg/m³

Ambient Temperature : 23.2 °C; Liquid Temperature : 23.1 °C

DASY Configuration:

- Probe: EX3DV4 - SN7369; ConvF(7.65, 7.65, 7.65) @ 2437 MHz; Calibrated: 2019/6/19
- Sensor-Surface: 1.4mm (Mechanical Surface Detection (Locations From Previous Scan Used)), Sensor-Surface: 1.4mm (Mechanical Surface Detection), $z = 1.0, 23.0$
- Electronics: DAE4 Sn1486; Calibrated: 2019/6/13
- Phantom: ELI V5.0 (20deg probe tilt); Type: QD OVA 002 AA; Serial: 1240
- DASY52 52.10.2(1504); SEMCAD X 14.6.12(7470)

Configuration/Right/Main Ant/802.11g/CH6/5mm/Area Scan (7x8x1): Measurement grid: $dx=12$ mm, $dy=12$ mm

[Info: Interpolated medium parameters used for SAR evaluation.](#)

Maximum value of SAR (measured) = 2.05 W/kg

Configuration/Right/Main Ant/802.11g/CH6/5mm/Zoom Scan (7x7x6)/Cube 0: Measurement grid: $dx=4$ mm, $dy=4$ mm, $dz=2$ mm

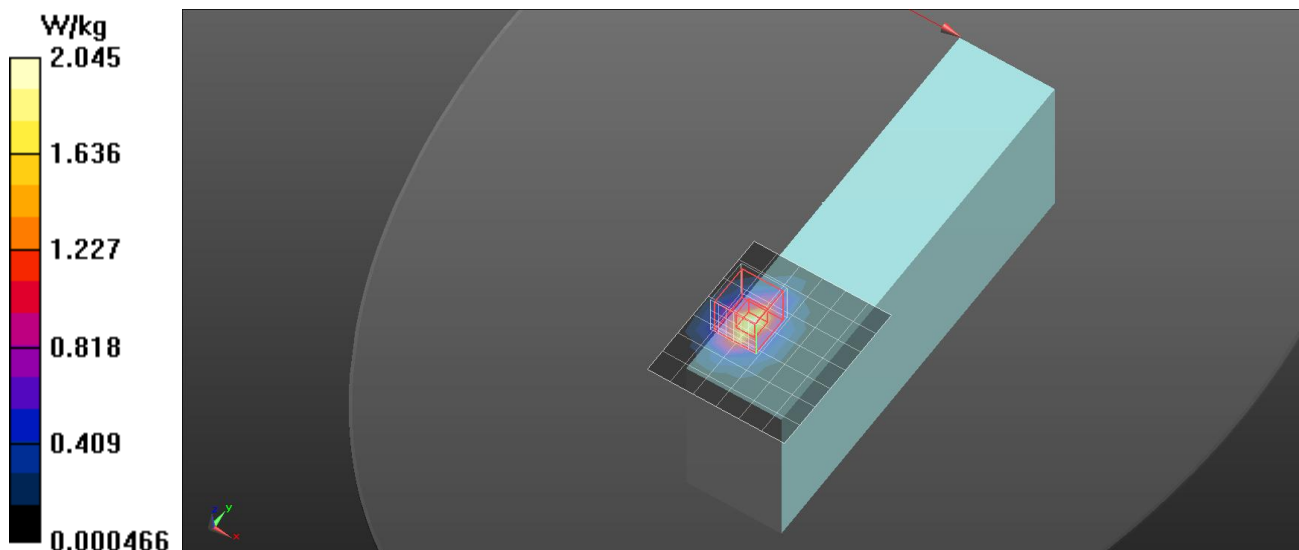
Reference Value = 4.091 V/m; Power Drift = 0.18 dB

Peak SAR (extrapolated) = 2.57 W/kg

SAR(1 g) = 1.23 W/kg; SAR(10 g) = 0.537 W/kg

[Info: Interpolated medium parameters used for SAR evaluation.](#)

Maximum value of SAR (measured) = 2.08 W/kg



Wi-Fi 5GHz Band

DUT: HeadSet;

Communication System: UID 0, WiFi (0); Frequency: 5230 MHz; Duty Cycle: 1:1
Medium parameters used: $f = 5230$ MHz; $\sigma = 4.787$ S/m; $\epsilon_r = 35.356$; $\rho = 1000$ kg/m³
Ambient Temperature : 23.6 °C; Liquid Temperature : 22.2°C

DASY Configuration:

- Probe: EX3DV4 - SN7369; ConvF(5.4, 5.4, 5.4) @ 5230 MHz; Calibrated: 2019/6/19
- Sensor-Surface: 1.4mm (Mechanical Surface Detection), $z = 1.0, 23.0$
- Electronics: DAE4 Sn1486; Calibrated: 2019/6/13
- Phantom: ELI V5.0 (20deg probe tilt); Type: QD OVA 002 AA; Serial: 1240
- DASY52 52.10.2(1504); SEMCAD X 14.6.12(7470)

Configuration/Left/Aux Ant/802.11a/CH60/5mm/Area Scan (7x8x1): Measurement grid: $dx=10$ mm, $dy=10$ mm

Maximum value of SAR (measured) = 0.676 W/kg

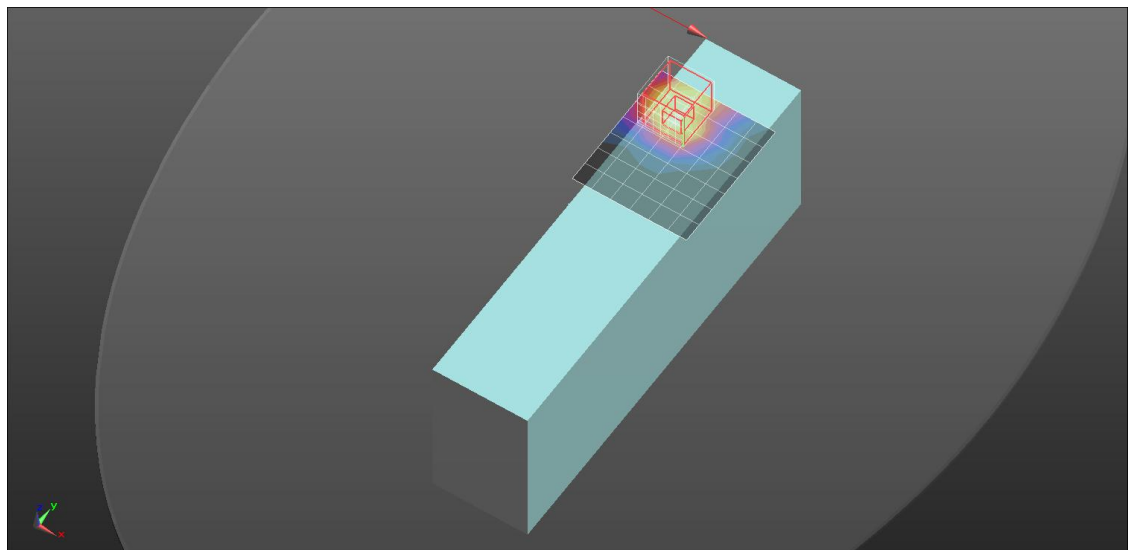
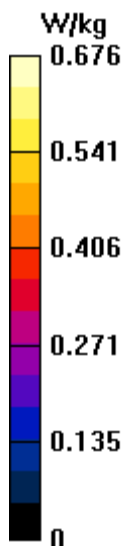
Configuration/Left/Aux Ant/802.11a/CH60/5mm/Zoom Scan (7x7x6)/Cube 0: Measurement grid: $dx=4$ mm, $dy=4$ mm, $dz=2$ mm

Reference Value = 0 V/m; Power Drift = 0.07 dB

Peak SAR (extrapolated) = 1.17 W/kg

SAR(1 g) = 0.295 W/kg; SAR(10 g) = 0.125 W/kg

Maximum value of SAR (measured) = 0.693 W/kg



Wi-Fi 5GHz Band

DUT: HeadSet;

Communication System: UID 0, WiFi (0); Frequency: 5230 MHz; Duty Cycle: 1:1
Medium parameters used: $f = 5230$ MHz; $\sigma = 4.787$ S/m; $\epsilon_r = 35.356$; $\rho = 1000$ kg/m³
Ambient Temperature : 23.6 °C ;Liquid Temperature : 22.2°C

DASY Configuration:

- Probe: EX3DV4 - SN7369; ConvF(5.4, 5.4, 5.4) @ 5230 MHz; Calibrated: 2019/6/19
- Sensor-Surface: 1.4mm (Mechanical Surface Detection), $z = 1.0, 23.0$
- Electronics: DAE4 Sn1486; Calibrated: 2019/6/13
- Phantom: ELI V5.0 (20deg probe tilt); Type: QD OVA 002 AA; Serial: 1240
- DASY52 52.10.2(1504); SEMCAD X 14.6.12(7470)

Configuration/Right/Main Ant/802.11a/CH60/5mm/Area Scan (6x7x1): Measurement grid:

$dx=10$ mm, $dy=10$ mm

Maximum value of SAR (measured) = 0.05 W/kg

Configuration/Right/Main Ant/802.11a/CH60/5mm/Zoom Scan (7x7x6)/Cube 0: Measurement grid:

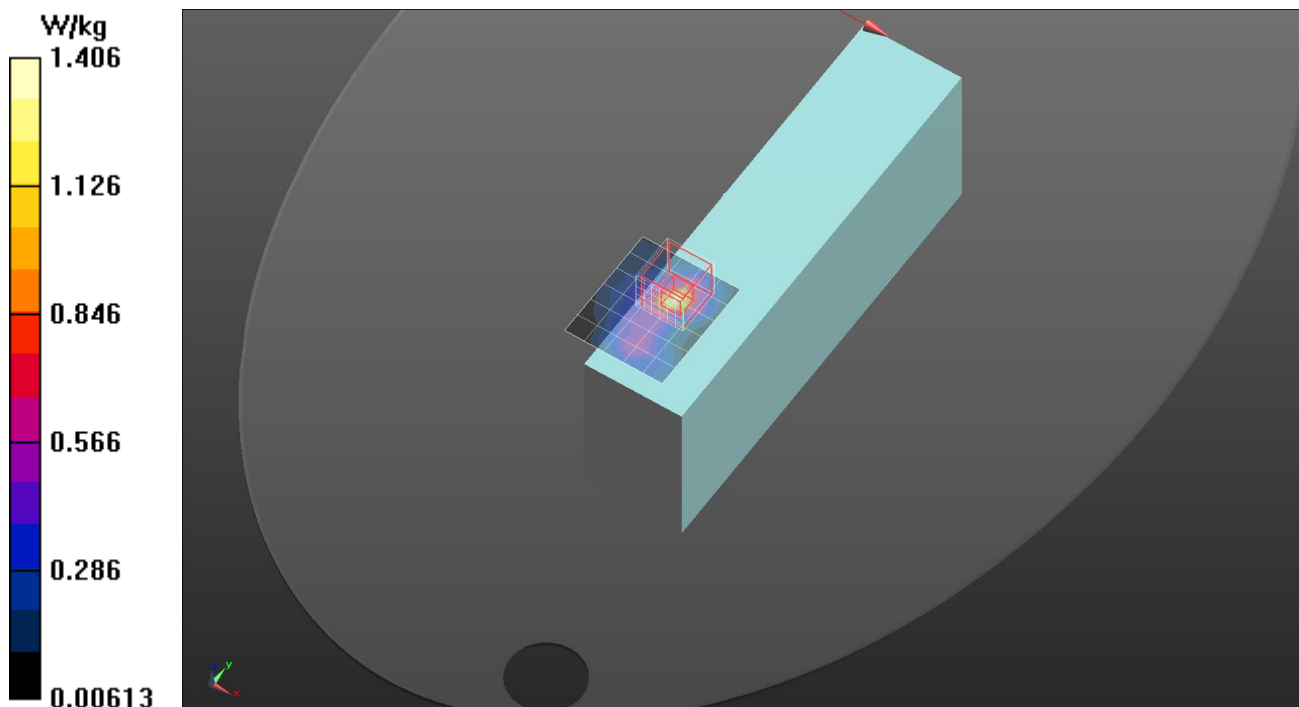
$dx=4$ mm, $dy=4$ mm, $dz=2$ mm

Reference Value = 0.6550 V/m; Power Drift = 0.04 dB

Peak SAR (extrapolated) = 2.34 W/kg

SAR(1 g) = 0.556 W/kg; SAR(10 g) = 0.169 W/kg

Maximum value of SAR (measured) = 1.41 W/kg



Wi-Fi 5GHz Band

DUT: HeadSet;

Communication System: UID 0, WiFi (0); Frequency: 5580 MHz; Duty Cycle: 1:1
Medium parameters used: $f = 5580$ MHz; $\sigma = 5.192$ S/m; $\epsilon_r = 34.502$; $\rho = 1000$ kg/m³
Ambient Temperature : 23.6 °C ; Liquid Temperature : 22.2°C

DASY Configuration:

- Probe: EX3DV4 - SN7369; ConvF(4.81, 4.81, 4.81) @ 5580 MHz; Calibrated: 2019/6/19
- Sensor-Surface: 1.4mm (Mechanical Surface Detection (Locations From Previous Scan Used)), Sensor-Surface: 1.4mm (Mechanical Surface Detection), $z = 1.0, 23.0$
- Electronics: DAE4 Sn1486; Calibrated: 2019/6/13
- Phantom: ELI V5.0 (20deg probe tilt); Type: QD OVA 002 AA; Serial: 1240
- DASY52 52.10.2(1504); SEMCAD X 14.6.12(7470)

Configuration/Left/Aux Ant/802.11a/CH116/5mm/Area Scan (7x8x1): Measurement grid:
 $dx=10$ mm, $dy=10$ mm

Maximum value of SAR (measured) = 0.668 W/kg

Configuration/Left/Aux Ant/802.11a/CH116/5mm/Zoom Scan (7x7x6)/Cube 0: Measurement grid:


$dx=4$ mm, $dy=4$ mm, $dz=2$ mm

Reference Value = 0 V/m; Power Drift = 0.11 dB

Peak SAR (extrapolated) = 1.25 W/kg

SAR(1 g) = 0.284 W/kg; SAR(10 g) = 0.097 W/kg

Maximum value of SAR (measured) = 0.713 W/kg



Wi-Fi 5GHz Band

DUT: HeadSet;

Communication System: UID 0, WiFi (0); Frequency: 5580 MHz; Duty Cycle: 1:1
Medium parameters used: $f = 5580$ MHz; $\sigma = 5.192$ S/m; $\epsilon_r = 34.502$; $\rho = 1000$ kg/m³
Ambient Temperature : 23.6 °C; Liquid Temperature : 22.2°C

DASY Configuration:

- Probe: EX3DV4 - SN7369; ConvF(4.81, 4.81, 4.81) @ 5580 MHz; Calibrated: 2019/6/19
- Sensor-Surface: 1.4mm (Mechanical Surface Detection (Locations From Previous Scan Used)), Sensor-Surface: 1.4mm (Mechanical Surface Detection), $z = 1.0, 23.0$
- Electronics: DAE4 Sn1486; Calibrated: 2019/6/13
- Phantom: ELI V5.0 (20deg probe tilt); Type: QD OVA 002 AA; Serial: 1240
- DASY52 52.10.2(1504); SEMCAD X 14.6.12(7470)

Configuration/Right/Main Ant/802.11a/CH116/5mm/Area Scan (6x7x1): Measurement grid:
 $dx=10$ mm, $dy=10$ mm

Maximum value of SAR (measured) = 2.79 W/kg

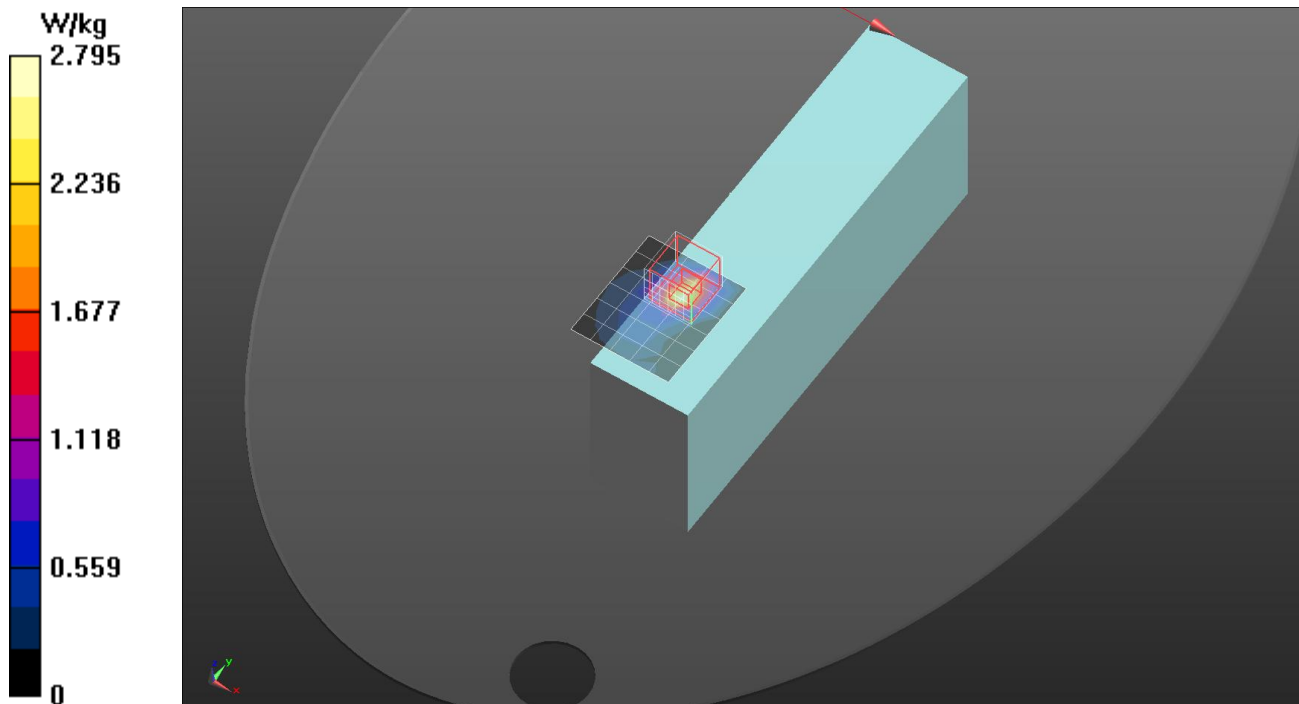
Configuration/Right/Main Ant/802.11a/CH116/5mm/Zoom Scan (7x7x6)/Cube 0: Measurement grid: $dx=4$ mm, $dy=4$ mm, $dz=2$ mm

Reference Value = 1.551 V/m; Power Drift = 0.09 dB

Peak SAR (extrapolated) = 4.95 W/kg

SAR(1 g) = 1.17 W/kg; SAR(10 g) = 0.359 W/kg

Maximum value of SAR (measured) = 2.95 W/kg



Wi-Fi 5GHz Band

DUT: HeadSet;

Communication System: UID 0, WiFi (0); Frequency: 5785 MHz; Duty Cycle: 1:1

Medium parameters used (interpolated): $f = 5785$ MHz; $\sigma = 5.439$ S/m; $\epsilon_r = 34.023$; $\rho = 1000$ kg/m³

Ambient Temperature : 23.6 °C; Liquid Temperature : 22.2°C

DASY Configuration:

- Probe: EX3DV4 - SN7369; ConvF(4.88, 4.88, 4.88) @ 5785 MHz; Calibrated: 2019/6/19
- Sensor-Surface: 1.4mm (Mechanical Surface Detection (Locations From Previous Scan Used)), Sensor-Surface: 1.4mm (Mechanical Surface Detection), $z = 1.0, 23.0$
- Electronics: DAE4 Sn1486; Calibrated: 2019/6/13
- Phantom: ELI V5.0 (20deg probe tilt); Type: QD OVA 002 AA; Serial: 1240
- DASY52 52.10.2(1504); SEMCAD X 14.6.12(7470)

Configuration/Left/Aux Ant/802.11a/CH157/5mm/Area Scan (7x8x1): Measurement grid: $dx=10$ mm, $dy=10$ mm

[Info: Interpolated medium parameters used for SAR evaluation.](#)

Maximum value of SAR (measured) = 0.650 W/kg

Configuration/Left/Aux Ant/802.11a/CH157/5mm/Zoom Scan (7x7x6)/Cube 0: Measurement grid: $dx=4$ mm, $dy=4$ mm, $dz=2$ mm


Reference Value = 1.142 V/m; Power Drift = 0.02 dB

Peak SAR (extrapolated) = 1.11 W/kg

SAR(1 g) = 0.240 W/kg; SAR(10 g) = 0.080 W/kg

[Info: Interpolated medium parameters used for SAR evaluation.](#)

Maximum value of SAR (measured) = 0.633 W/kg



Wi-Fi 5GHz Band

DUT: HeadSet;

Communication System: UID 0, WiFi (0); Frequency: 5785 MHz; Duty Cycle: 1:1

Medium parameters used (interpolated): $f = 5785$ MHz; $\sigma = 5.439$ S/m; $\epsilon_r = 34.023$; $\rho = 1000$ kg/m³

Ambient Temperature : 23.6 °C; Liquid Temperature : 22.2°C

DASY Configuration:

- Probe: EX3DV4 - SN7369; ConvF(4.88, 4.88, 4.88) @ 5785 MHz; Calibrated: 2019/6/19
- Sensor-Surface: 1.4mm (Mechanical Surface Detection (Locations From Previous Scan Used)), Sensor-Surface: 1.4mm (Mechanical Surface Detection), $z = 1.0, 23.0$
- Electronics: DAE4 Sn1486; Calibrated: 2019/6/13
- Phantom: ELI V5.0 (20deg probe tilt); Type: QD OVA 002 AA; Serial: 1240
- DASY52 52.10.2(1504); SEMCAD X 14.6.12(7470)

Configuration/Right/Main Ant/802.11a/CH157/5mm/Area Scan (6x7x1): Measurement grid: $dx=10$ mm, $dy=10$ mm

[Info: Interpolated medium parameters used for SAR evaluation.](#)

Maximum value of SAR (measured) = 2.64 W/kg

Configuration/Right/Main Ant/802.11a/CH157/5mm/Zoom Scan (7x7x6)/Cube 0: Measurement grid: $dx=4$ mm, $dy=4$ mm, $dz=2$ mm

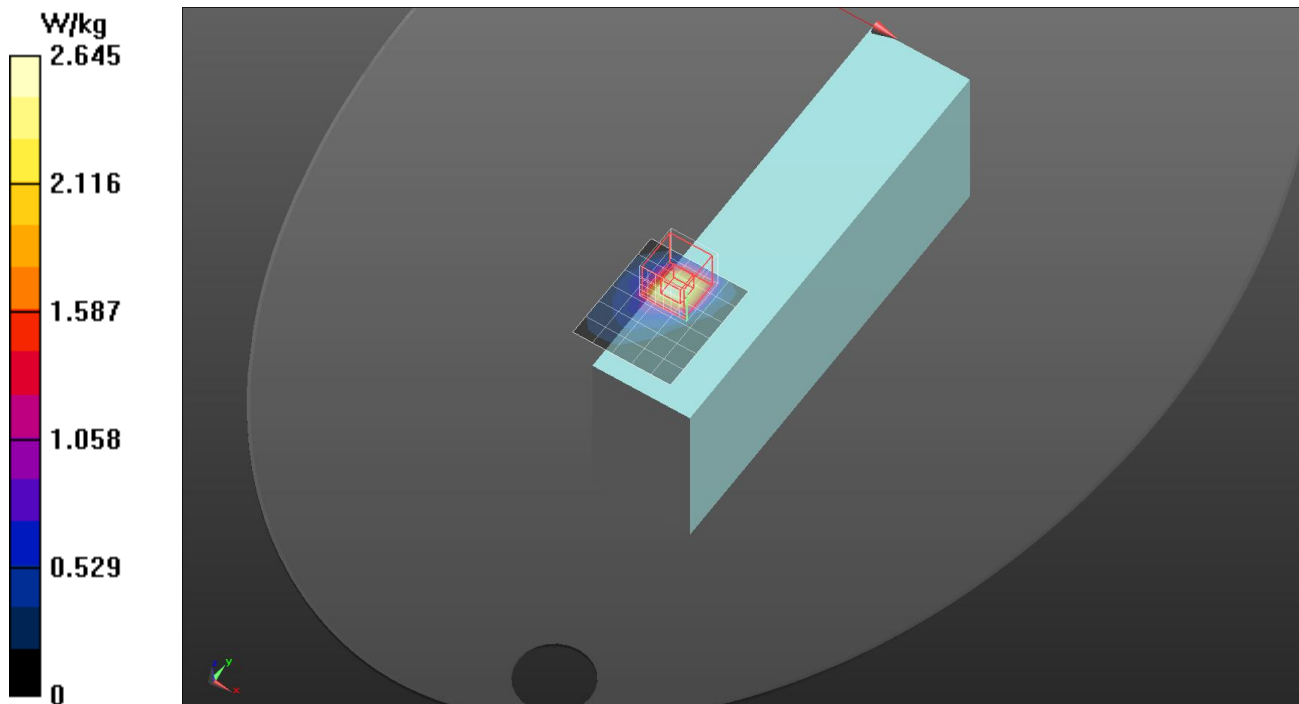
Reference Value = 1.750 V/m; Power Drift = 0.01 dB

Peak SAR (extrapolated) = 6.07 W/kg

SAR(1 g) = 1.35 W/kg; SAR(10 g) = 0.422 W/kg

[Info: Interpolated medium parameters used for SAR evaluation.](#)

Maximum value of SAR (measured) = 3.46 W/kg



Bluetooth

DUT: HeadSet;

Communication System: UID 0, BT (0); Frequency: 2402 MHz; Duty Cycle: 1:1

Medium parameters used (interpolated): $f = 2402$ MHz; $\sigma = 1.729$ S/m; $\epsilon_r = 38.326$; $\rho = 1000$ kg/m³

Ambient Temperature : 23.6 °C; Liquid Temperature : 22.2°C

DASY Configuration:

- Probe: EX3DV4 - SN7369; ConvF(7.65, 7.65, 7.65) @ 2402 MHz; Calibrated: 2019/6/19
- Sensor-Surface: 1.4mm (Mechanical Surface Detection), $z = 1.0, 23.0$
- Electronics: DAE4 Sn1486; Calibrated: 2019/6/13
- Phantom: ELI V5.0 (20deg probe tilt); Type: QD OVA 002 AA; Serial: 1240
- DASY52 52.10.2(1504); SEMCAD X 14.6.12(7470)

Configuration/Left/Aux Ant/Bluetooth/CH0/5mm/Area Scan (7x8x1): Measurement grid: $dx=12$ mm, $dy=12$ mm

[Info: Interpolated medium parameters used for SAR evaluation.](#)

Maximum value of SAR (measured) = 0.179 W/kg

Configuration/Left/Aux Ant/Bluetooth/CH0/5mm/Zoom Scan (7x7x6)/Cube 0: Measurement grid:

$dx=4$ mm, $dy=4$ mm, $dz=2$ mm

Reference Value = 0 V/m; Power Drift = 0.01 dB

Peak SAR (extrapolated) = 0.306 W/kg

SAR(1 g) = 0.162 W/kg; SAR(10 g) = 0.074 W/kg

[Info: Interpolated medium parameters used for SAR evaluation.](#)

Maximum value of SAR (measured) = 0.257 W/kg

