

Test Laboratory: Compliance Certification Services Inc.

D835V2-SN 4d015-Head

DUT: Dipole 835 MHz; Type: D835V2; Serial: 4d015

Communication System: CW 835; Frequency: 835 MHz; Duty Cycle: 1:1

Medium parameters used (interpolated): $f = 835$ MHz; $\sigma = 0.881$ mho/m; $\epsilon_r = 41.4$; $\rho = 1000$ kg/m³

Phantom section: Flat Section

Air Temperature: 24.6 deg C; Liquid Temperature: 23.6 deg C

Area Scan Find Secondary Maximum Within 2dB and with a peak SAR value greater than 0.0012W/kg

DASY4 Configuration:

- Probe: EX3DV4 - SN3665; ConvF(9.42, 9.42, 9.42);
- Sensor-Surface: 2.5mm (Mechanical Surface Detection)
- Electronics: DAE4 Sn877; Calibrated: 2011/3/18
- Phantom: SAM with CRP; Type: SAM; Serial: 1506
- Measurement SW: DASY4, V4.7 Build 80; Postprocessing SW: SEMCAD, V1.8 Build 186

d=15mm, Pin=250mW/Area Scan (7x7x1): Measurement grid: dx=15mm, dy=15mm

Maximum value of SAR (measured) = 2.91 mW/g

d=15mm, Pin=250mW/Zoom Scan (7x7x7)/Cube 0:

Measurement grid: dx=5mm, dy=5mm, dz=5mm

Reference Value = 58.3 V/m; Power Drift = -0.052 dB

Peak SAR (extrapolated) = 3.69 W/kg

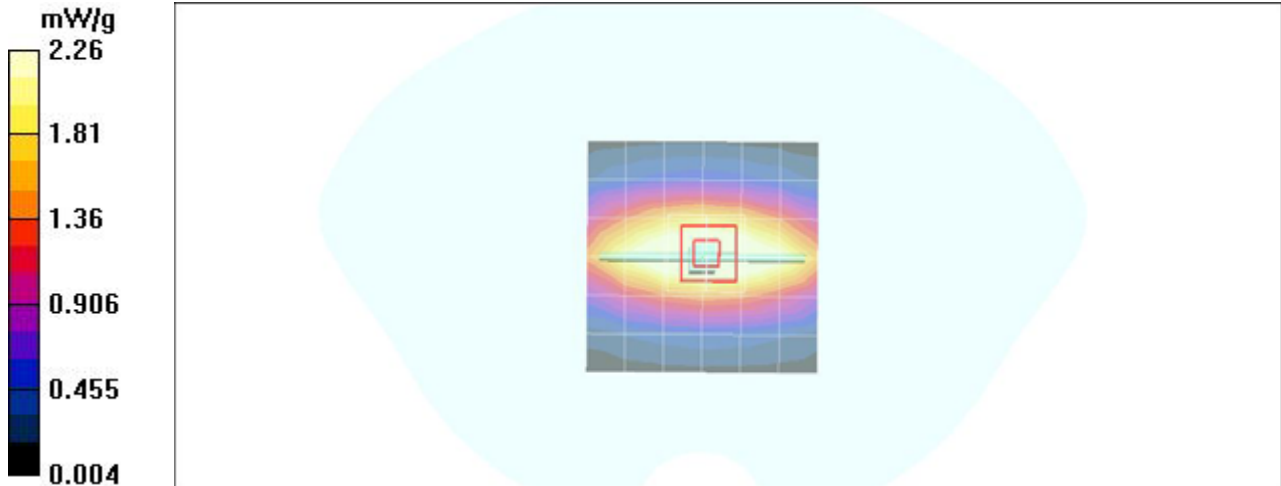
SAR(1 g) = 2.39 mW/g; SAR(10 g) = 1.55 mW/g

Maximum value of SAR (measured) = 2.91 mW/g

d=15mm, Pin=250mW/Z Scan (1x1x21):

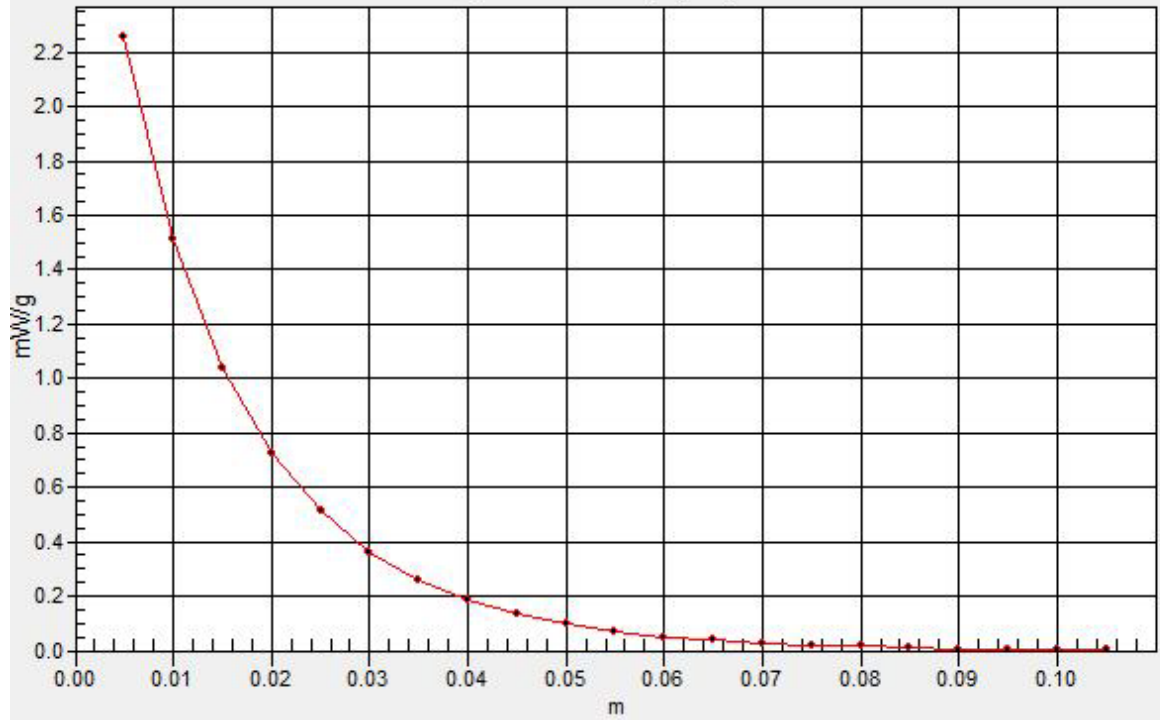
Measurement grid: dx=20mm, dy=20mm, dz=5mm

Maximum value of SAR (measured) = 2.28 mW/g



SAR(x,y,z,f0)

SAR; Z Scan: Value Along Z, X=0, Y=0



Test Laboratory: Compliance Certification Services Inc.

D835V2-SN 4d015-Body

DUT: Dipole 835 MHz; Type: D835V2; Serial: 4d015

Communication System: CW 835; Frequency: 835 MHz; Duty Cycle: 1:1

Medium parameters used (interpolated): $f = 835$ MHz; $\sigma = 0.941$ mho/m; $\epsilon_r = 53.9$; $\rho = 1000$ kg/m³

Phantom section: Flat Section

Air Temperature: 24.6 deg C; Liquid Temperature: 23.6 deg C

Area Scan Find Secondary Maximum Within 2dB and with a peak SAR value greater than 0.0012W/kg

DASY4 Configuration:

- Probe: EX3DV4 - SN3665; ConvF(9.5, 9.5, 9.5);
- Sensor-Surface: 2.5mm (Mechanical Surface Detection)
- Electronics: DAE4 Sn877; Calibrated: 2011/3/18
- Phantom: Flat Phantom ELI4.0; Type: QDOVA001BA; Serial: 1056
- Measurement SW: DASY4, V4.7 Build 80; Postprocessing SW: SEMCAD, V1.8 Build 186

d=15mm, Pin=250mW/Area Scan (7x7x1): Measurement grid: dx=15mm, dy=15mm

Maximum value of SAR (measured) = 3.18 mW/g

d=15mm, Pin=250mW/Zoom Scan (7x7x7)/Cube 0:

Measurement grid: dx=5mm, dy=5mm, dz=5mm

Reference Value = 58.8 V/m; Power Drift = -0.025 dB

Peak SAR (extrapolated) = 3.88 W/kg

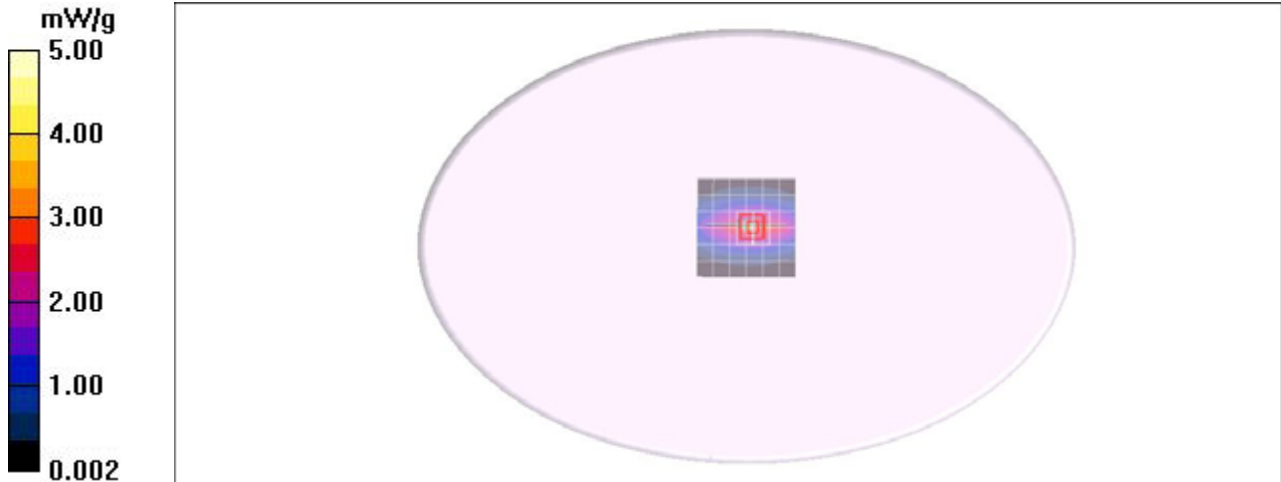
SAR(1 g) = 2.49 mW/g; SAR(10 g) = 1.62 mW/g

Maximum value of SAR (measured) = 3.20 mW/g

d=15mm, Pin=250mW/Z Scan (1x1x21):

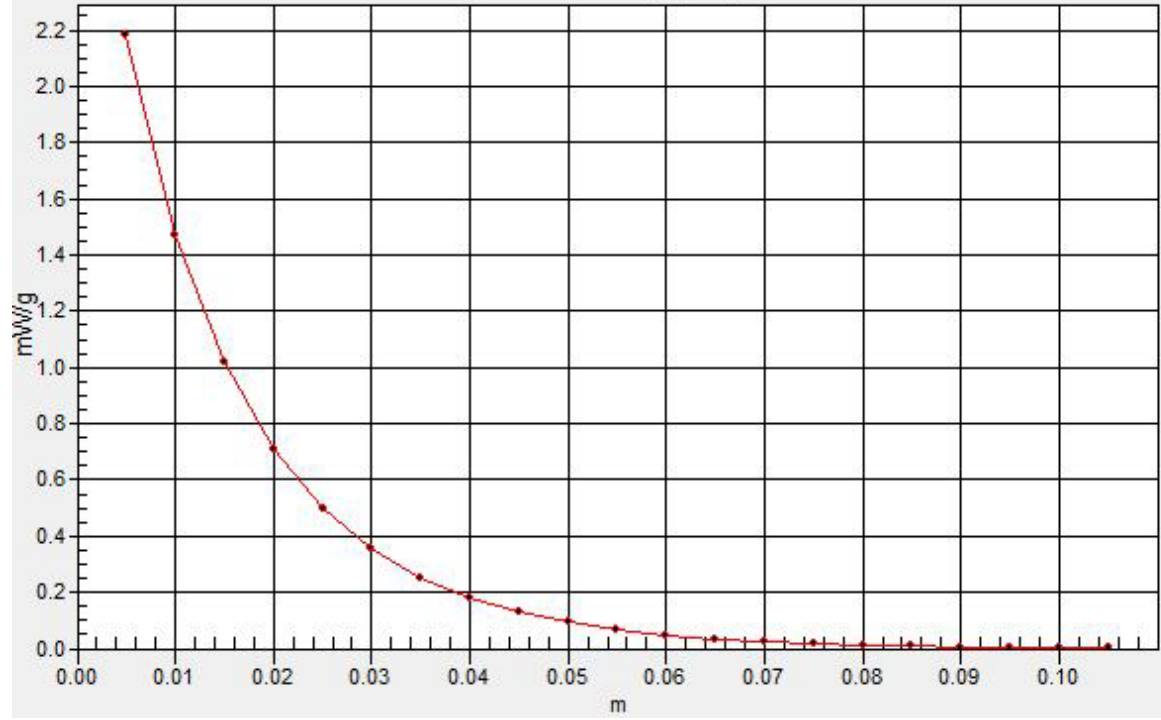
Measurement grid: dx=20mm, dy=20mm, dz=5mm

Maximum value of SAR (measured) = 2.19 mW/g



SAR(x,y,z,f0)

SAR; Z Scan: Value Along Z, X=0, Y=0



Test Laboratory: Compliance Certification Services Inc.

D1900V2 SN-5d056 Head

DUT: Dipole 1900 MHz; Type: D1900V2; Serial: 5d056

Communication System: CW1900; Frequency: 1900 MHz; Duty Cycle: 1:1

Medium parameters used: $f = 1900$ MHz; $\sigma = 1.44$ mho/m; $\epsilon_r = 39.3$; $\rho = 1000$ kg/m³

Phantom section: Flat Section

Air Temperature: 24.6 deg C; Liquid Temperature: 23.6 deg C

Area Scan Find Secondary Maximum Within 2dB and with a peak SAR value greater than 0.0012W/kg

DASY4 Configuration:

- Probe: EX3DV4 - SN3665; ConvF(8.06, 8.06, 8.06);
- Sensor-Surface: 2.5mm (Mechanical Surface Detection)
- Electronics: DAE4 Sn877; Calibrated: 2011/3/18
- Phantom: SAM with CRP; Type: SAM; Serial: 1506
- Measurement SW: DASY4, V4.7 Build 80; Postprocessing SW: SEMCAD, V1.8 Build 186

Pin=250mW,d=10mm/Area Scan (6x6x1): Measurement grid: dx=15mm, dy=15mm

Maximum value of SAR (measured) = 8.4 mW/g

Pin=250mW,d=10mm/Zoom Scan (7x7x7)/Cube 0:

Measurement grid: dx=5mm, dy=5mm, dz=5mm

Reference Value = 96.6 V/m; Power Drift = -0.056 dB

Peak SAR (extrapolated) = 16.8 W/kg

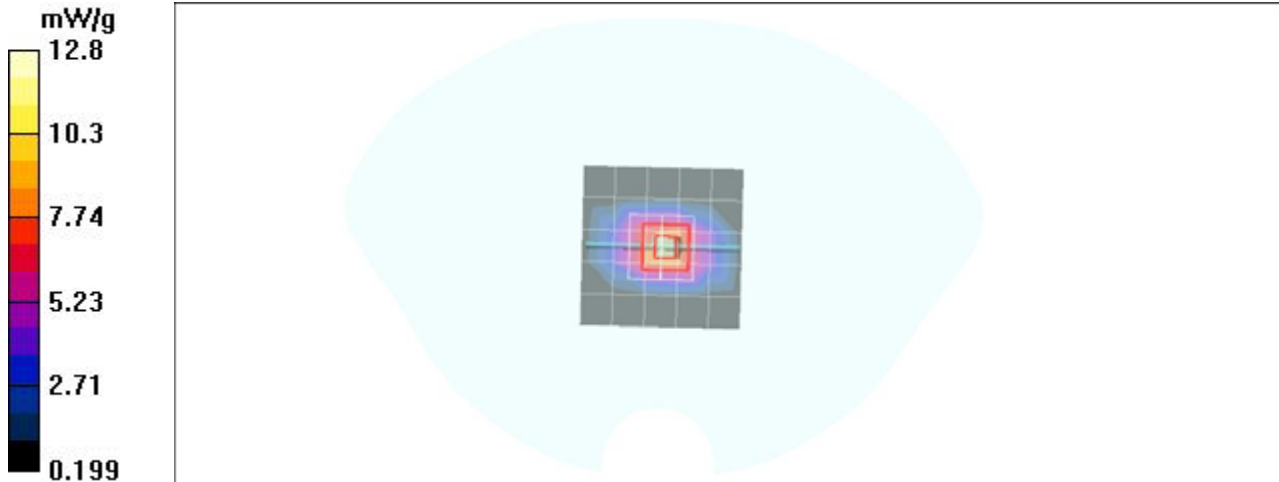
SAR(1 g) = 9.76 mW/g; SAR(10 g) = 4.98 mW/g

Maximum value of SAR (measured) = 12.8 mW/g

Pin=250mW,d=10mm/Z Scan (1x1x21):

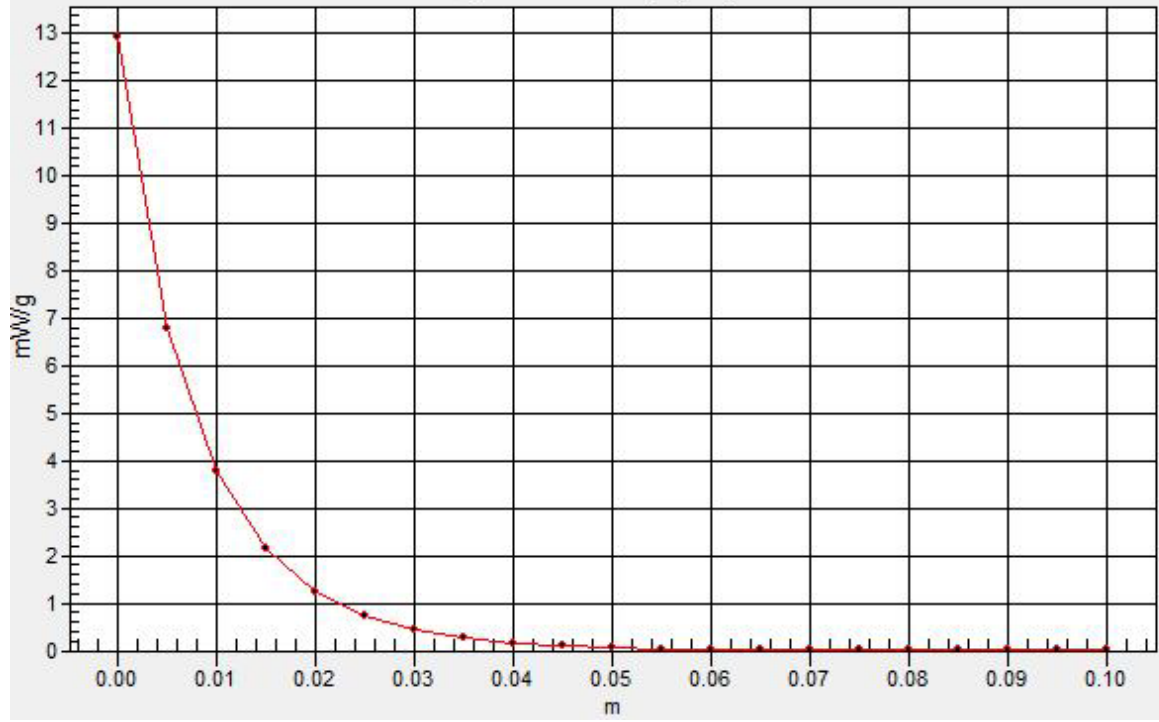
Measurement grid: dx=20mm, dy=20mm, dz=5mm

Maximum value of SAR (measured) = 12.9 mW/g



SAR(x,y,z,f0)

SAR; Z Scan: Value Along Z, X=0, Y=0



Test Laboratory: Compliance Certification Services Inc.

D1900V2 SN-5d056 Body

DUT: Dipole 1900 MHz; Type: D1900V2; Serial: 5d056

Communication System: PCS 1900; Frequency: 1900 MHz; Duty Cycle: 1:1

Medium parameters used: $f = 1900$ MHz; $\sigma = 1.53$ mho/m; $\epsilon_r = 54.2$; $\rho = 1000$ kg/m³

Phantom section: Flat Section

Air Temperature: 24.6 deg C; Liquid Temperature: 23.6 deg C

Area Scan Find Secondary Maximum Within 2dB and with a peak SAR value greater than 0.0012W/kg

DASY4 Configuration:

- Probe: EX3DV4 - SN3665; ConvF(8.06, 8.06, 8.06);
- Sensor-Surface: 2.5mm (Mechanical Surface Detection)
- Electronics: DAE4 Sn877; Calibrated: 2011/3/18
- Phantom: ELI 4.0; Type: QDOVA001BA; Serial: 1056
- Measurement SW: DASY4, V4.7 Build 80; Postprocessing SW: SEMCAD, V1.8 Build 186

Pin=250mW,d=10mm/Area Scan (6x6x1): Measurement grid: dx=15mm, dy=15mm

Maximum value of SAR (measured) = 9.5 mW/g

Pin=250mW,d=10mm/Zoom Scan (7x7x7)/Cube 0:

Measurement grid: dx=5mm, dy=5mm, dz=5mm

Reference Value = 98.3 V/m; Power Drift = -0.034 dB

Peak SAR (extrapolated) = 19.8 W/kg

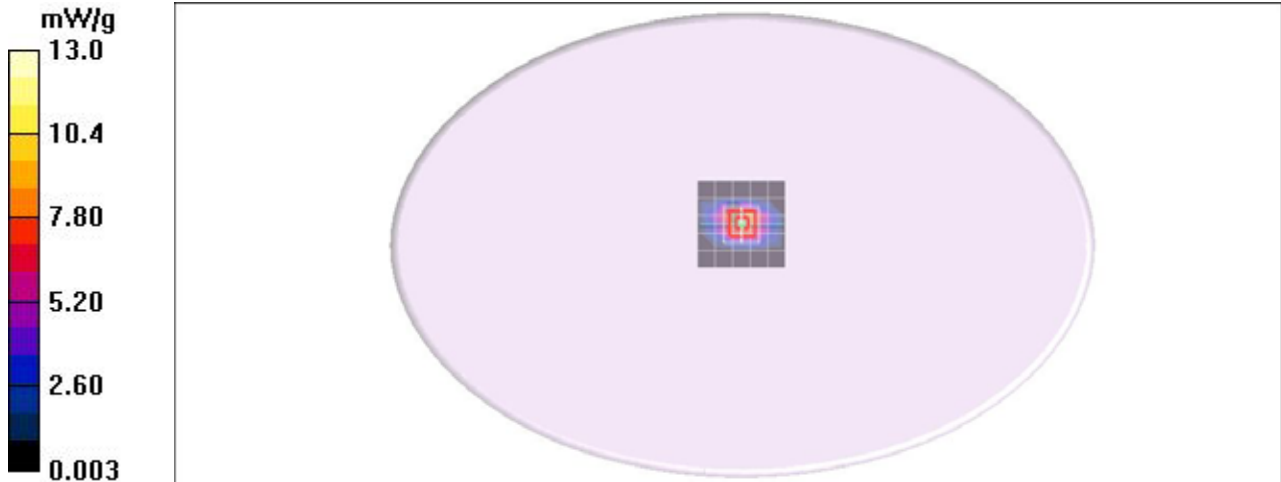
SAR(1 g) = 10.1 mW/g; SAR(10 g) = 5.28 mW/g

Maximum value of SAR (measured) = 14.3 mW/g

Pin=250mW,d=10mm/Z Scan (1x1x21):

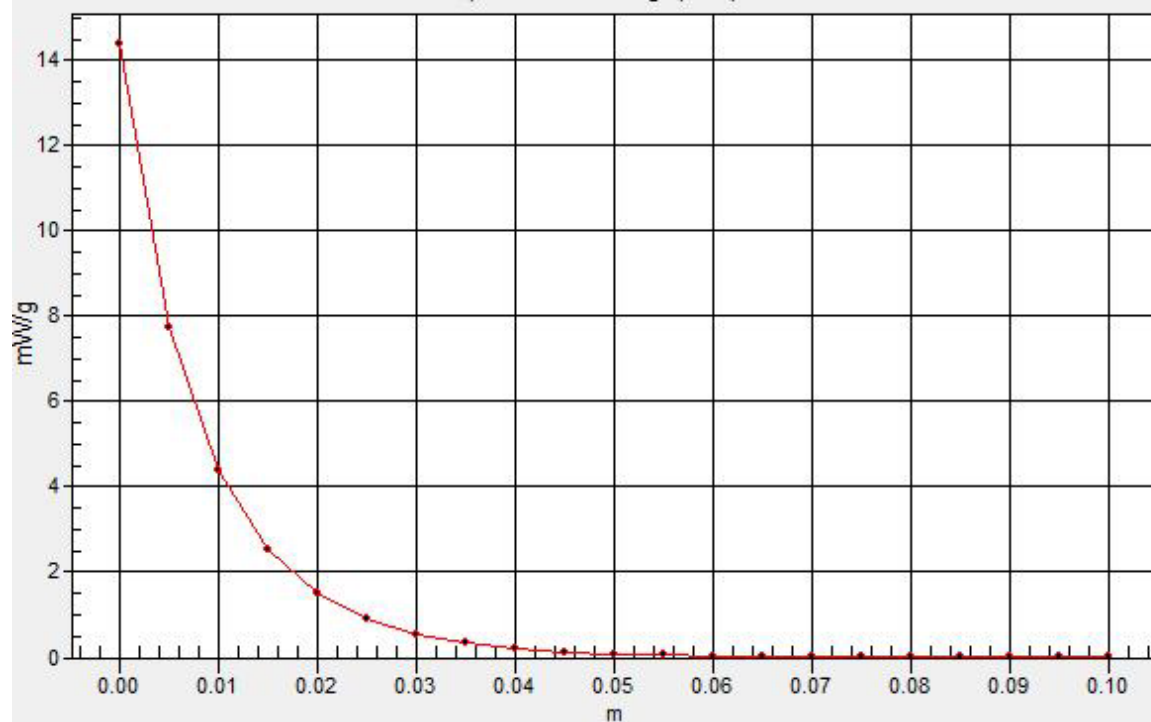
Measurement grid: dx=20mm, dy=20mm, dz=5mm

Maximum value of SAR (measured) = 14.3 mW/g



SAR(x,y,z,f0)

SAR; Z Scan: Value Along Z, X=0, Y=0



Test Laboratory: Compliance Certification Services Inc.

D2450V2 SN-728 Head

DUT: Dipole 2450 MHz; Type: D2450V2; Serial: D2450V2 - SN:728

Communication System: CW2450; Frequency: 2450 MHz; Duty Cycle: 1:1

Medium parameters used: $f = 2450$ MHz; $\sigma = 1.86$ mho/m; $\epsilon_r = 40.6$; $\rho = 1000$ kg/m³

Phantom section: Flat Section

Air Temperature: 24.6 deg C; Liquid Temperature: 23.6 deg C

Area Scan Find Secondary Maximum Within 2dB and with a peak SAR value greater than 0.0012W/kg

DASY4 Configuration:

- Probe: EX3DV4 - SN3665; ConvF(7.14, 7.14, 7.14);
- Sensor-Surface: 2.5mm (Mechanical Surface Detection)
- Electronics: DAE4 Sn877; Calibrated: 2011/3/18
- Phantom: ELI 4.0; Type: QDOVA001BA; Serial: 1056
- Measurement SW: DASY4, V4.7 Build 80; Postprocessing SW: SEMCAD, V1.8 Build 186

Pin=250mW,d=10mm/Area Scan (6x6x1): Measurement grid: dx=15mm, dy=15mm

Maximum value of SAR (measured) = 13.7 mW/g

Pin=250mW,d=10mm/Zoom Scan (7x7x7)/Cube 0:

Measurement grid: dx=5mm, dy=5mm, dz=5mm

Reference Value = 100.2 V/m; Power Drift = -0.022 dB

Peak SAR (extrapolated) = 27.7 W/kg

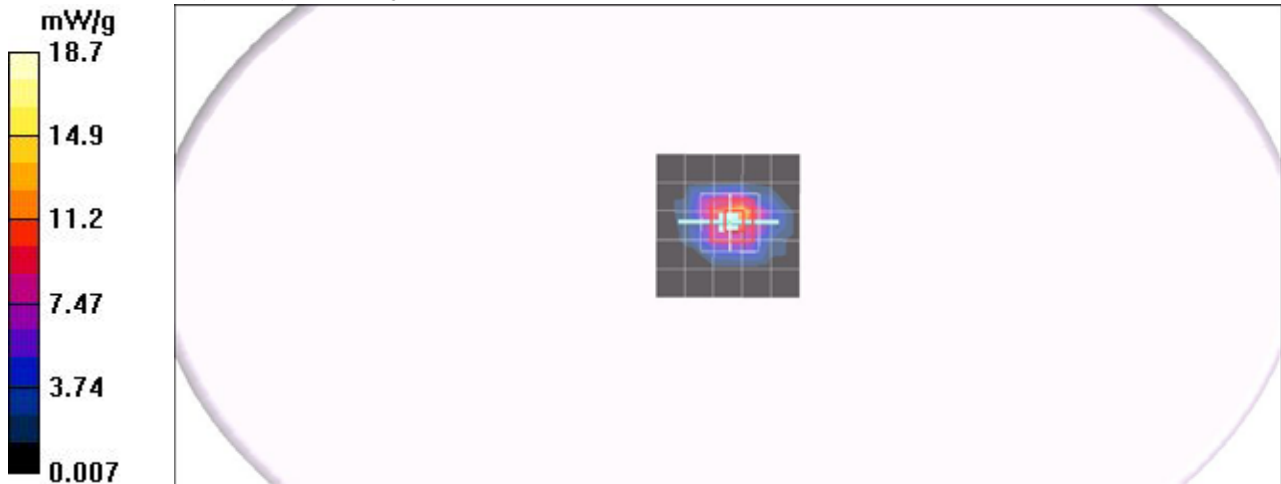
SAR(1 g) = 13.2 mW/g; SAR(10 g) = 6.23 mW/g

Maximum value of SAR (measured) = 18.5 mW/g

Pin=250mW,d=10mm/Z Scan (1x1x21):

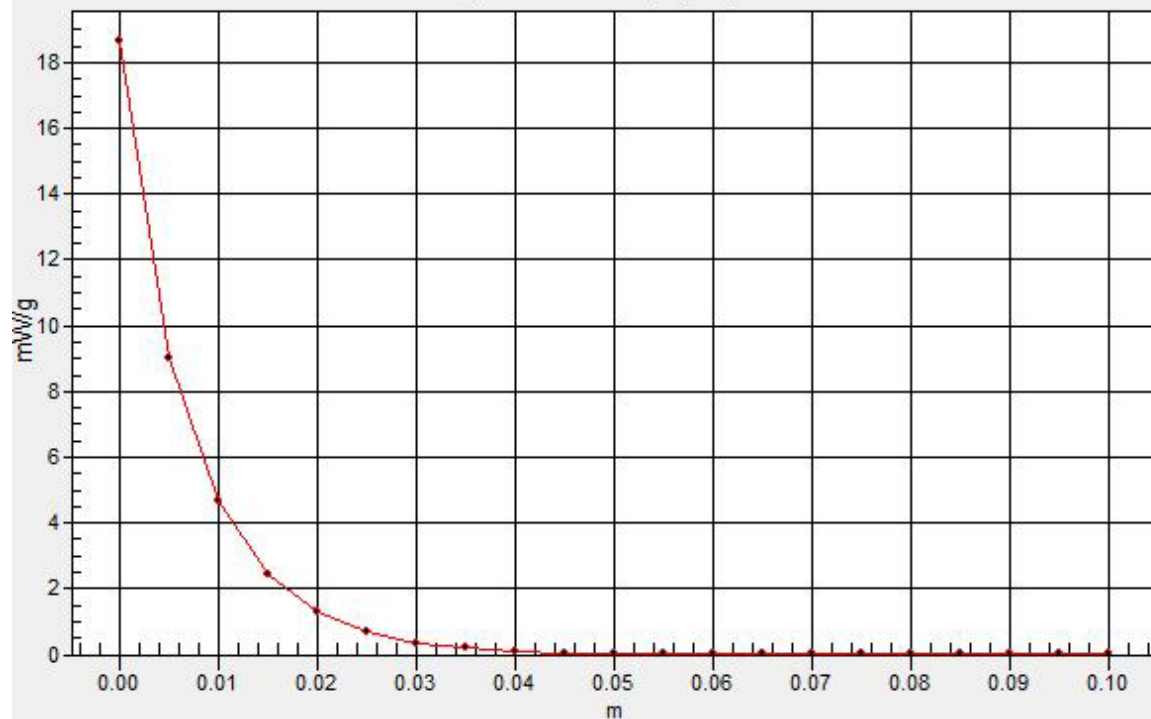
Measurement grid: dx=20mm, dy=20mm, dz=5mm

Maximum value of SAR (measured) = 18.7 mW/g



SAR(x,y,z,f0)

SAR; Z Scan: Value Along Z, X=0, Y=0



Test Laboratory: Compliance Certification Services Inc.

D2450V2 SN-728 Body

DUT: Dipole 2450 MHz; Type: D2450V2; Serial: D2450V2 - SN:728

Communication System: CW2450; Frequency: 2450 MHz; Duty Cycle: 1:1

Medium parameters used: $f = 2450$ MHz; $\sigma = 1.95$ mho/m; $\epsilon_r = 51.7$; $\rho = 1000$ kg/m³

Phantom section: Flat Section

Air Temperature: 24.6 deg C; Liquid Temperature: 23.6 deg C

Area Scan Find Secondary Maximum Within 2dB and with a peak SAR value greater than 0.0012W/kg

DASY4 Configuration:

- Probe: EX3DV4 - SN3665; ConvF(7.47, 7.47, 7.47);
- Sensor-Surface: 2.5mm (Mechanical Surface Detection)
- Electronics: DAE4 Sn877; Calibrated: 2011/3/18
- Phantom: ELI 4.0; Type: QDOVA001BA; Serial: 1056
- Measurement SW: DASY4, V4.7 Build 80; Postprocessing SW: SEMCAD, V1.8 Build 186

Pin=250mW,d=10mm/Area Scan (6x6x1): Measurement grid: dx=15mm, dy=15mm

Maximum value of SAR (measured) = 14.2 mW/g

Pin=250mW,d=10mm/Zoom Scan (7x7x7)/Cube 0:

Measurement grid: dx=5mm, dy=5mm, dz=5mm

Reference Value = 97.2 V/m; Power Drift = -0.062 dB

Peak SAR (extrapolated) = 27.5 W/kg

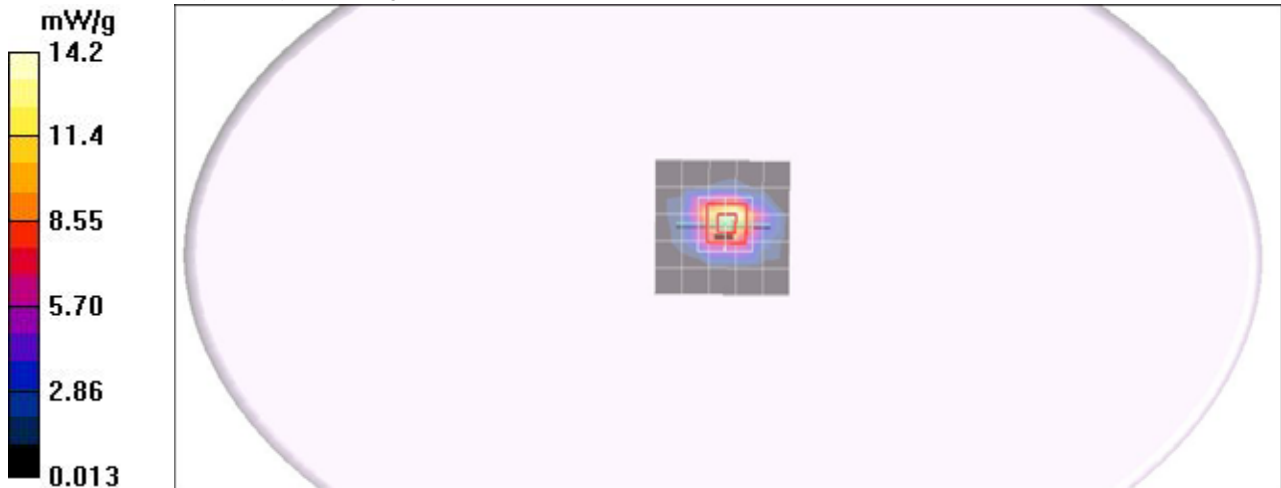
SAR(1 g) = 13.1 mW/g; SAR(10 g) = 6.17 mW/g

Maximum value of SAR (measured) = 18.8 mW/g

Pin=250mW,d=10mm/Z Scan (1x1x21):

Measurement grid: dx=20mm, dy=20mm, dz=5mm

Maximum value of SAR (measured) = 18.2 mW/g



SAR(x,y,z,f0)

SAR; Z Scan: Value Along Z, X=0, Y=0

