

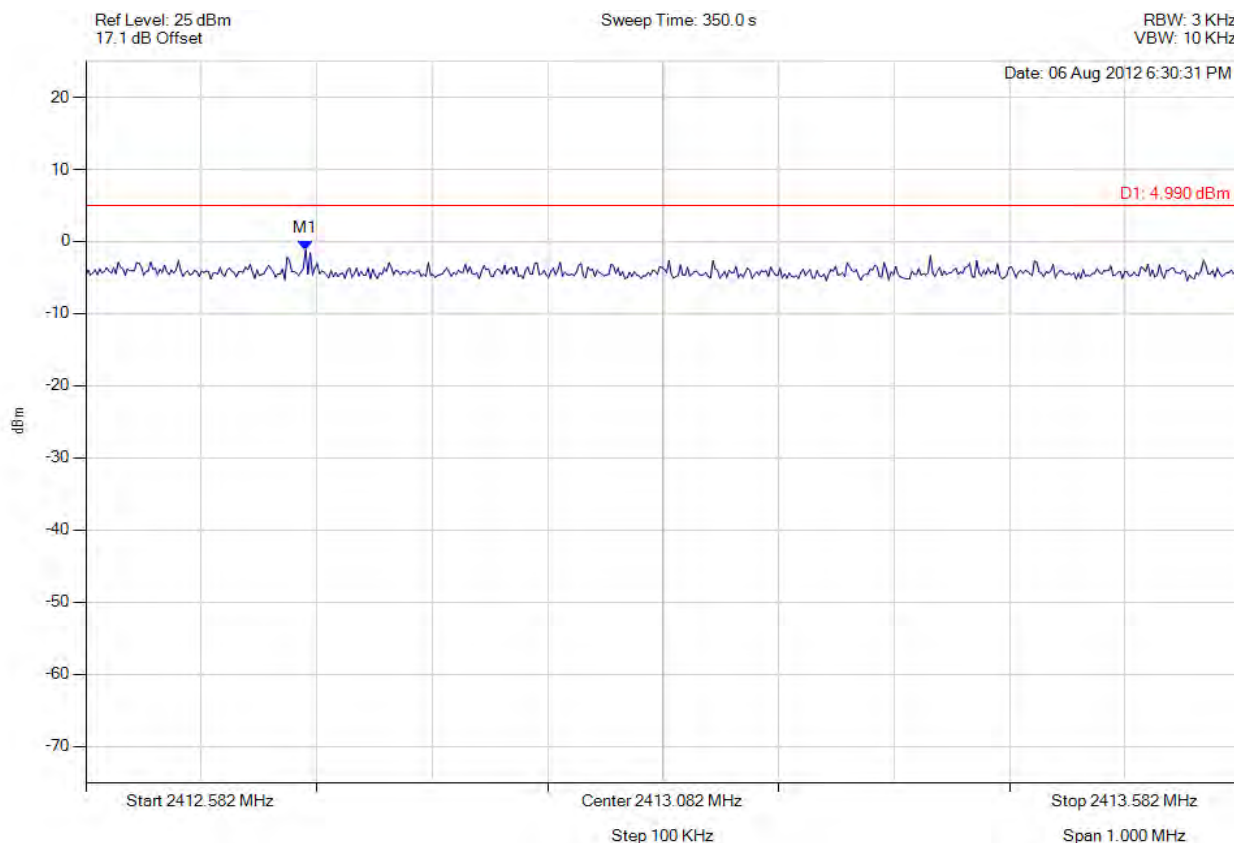


Title: AP0127450, AP0127460
To: FCC 47 CFR Part 15.247 & IC RSS-210
Serial #: RDWN14-U6 Rev A
Issue Date: 14th December 2012
Page: 289 of 457



power density

Variant: 802.11b, Channel: 2412.00 MHz, Chain A, Temp: Ambient, Voltage: 48.00 Vdc



Analyser Setup	Marker : Frequency : Amplitude	Test Results
Detector = MAX PEAK Sweep Count = 0 RF Atten (dB) = 20 Trace Mode = VIEW	M1 : 2412.773 MHz : -1.142 dBm	Limit: 4.990 dBm Margin: -6.13 dB

[Back to the Matrix](#)

This test report may be reproduced in full only. The document may only be updated by MiCOM Labs personnel. Any changes will be noted in the Document History section of the report.

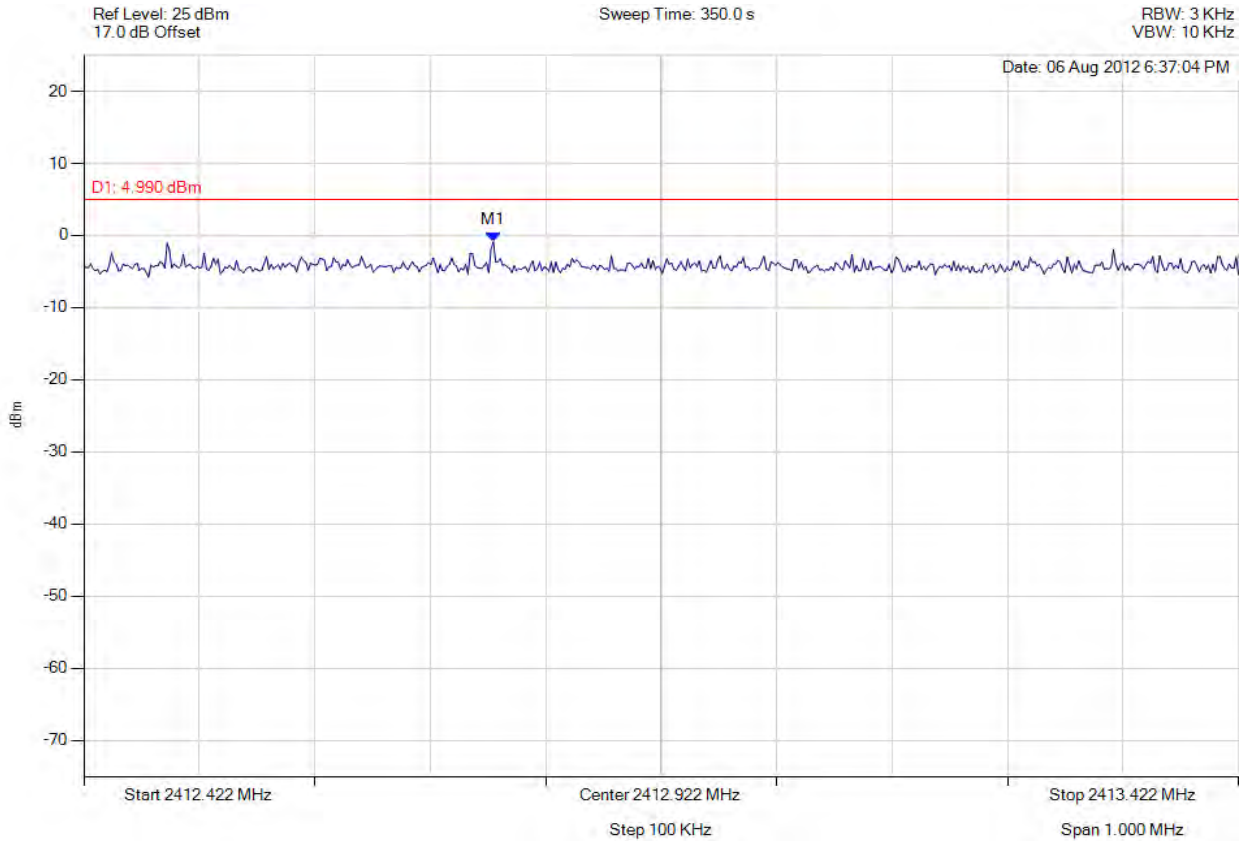


Title: AP0127450, AP0127460
To: FCC 47 CFR Part 15.247 & IC RSS-210
Serial #: RDWN14-U6 Rev A
Issue Date: 14th December 2012
Page: 290 of 457



power density

Variant: 802.11b, Channel: 2412.00 MHz, Chain B, Temp: Ambient, Voltage: 48.00 Vdc



Analyser Setup	Marker : Frequency : Amplitude	Test Results
Detector = MAX PEAK Sweep Count = 0 RF Atten (dB) = 20 Trace Mode = VIEW	M1 : 2412.777 MHz : -0.890 dBm	Limit: 4.990 dBm Margin: -5.88 dB

[Back to the Matrix](#)

This test report may be reproduced in full only. The document may only be updated by MiCOM Labs personnel. Any changes will be noted in the Document History section of the report.

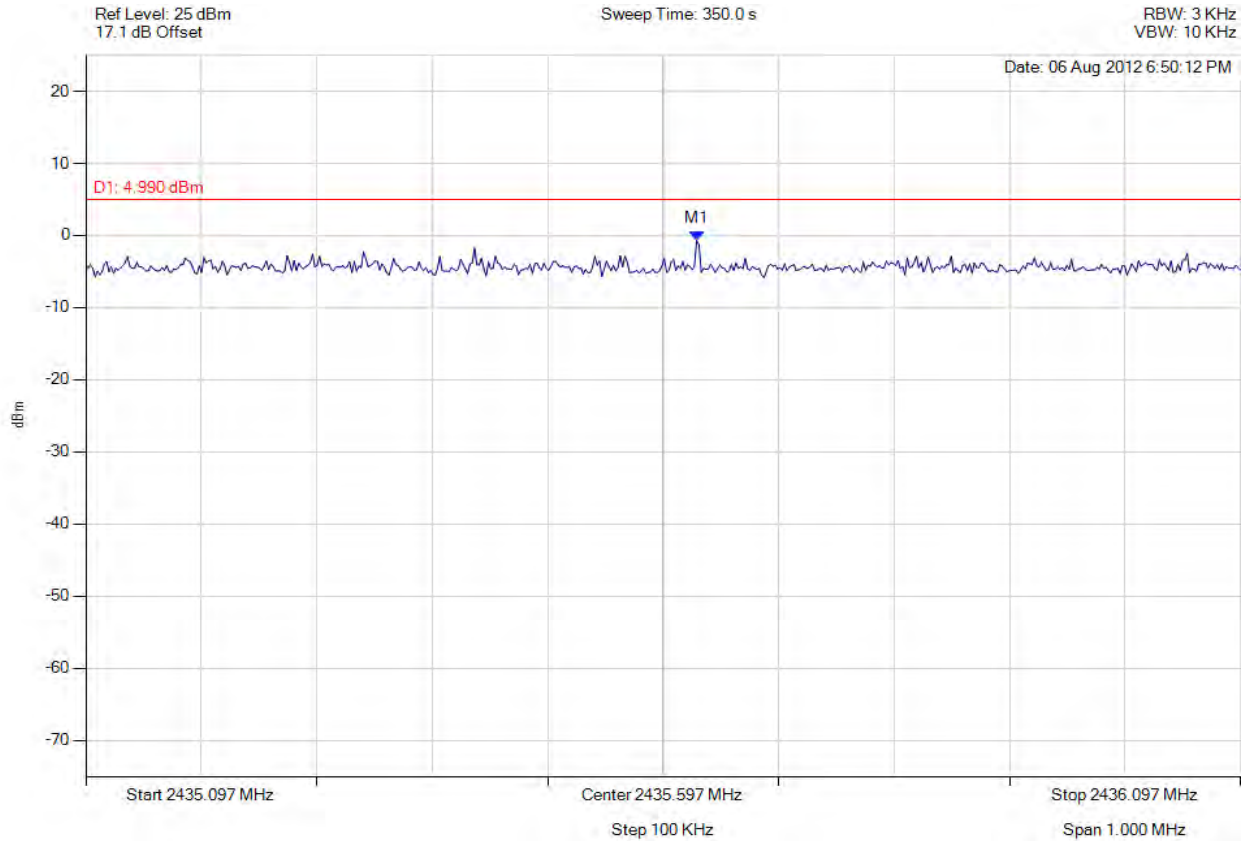


Title: AP0127450, AP0127460
To: FCC 47 CFR Part 15.247 & IC RSS-210
Serial #: RDWN14-U6 Rev A
Issue Date: 14th December 2012
Page: 291 of 457



power density

Variant: 802.11b, Channel: 2437.00 MHz, Chain A, Temp: Ambient, Voltage: 48.00 Vdc



Analyser Setup	Marker : Frequency : Amplitude	Test Results
Detector = MAX PEAK Sweep Count = 0 RF Atten (dB) = 20 Trace Mode = VIEW	M1 : 2435.626 MHz : -0.664 dBm	Limit: 4.990 dBm Margin: -5.65 dB

[Back to the Matrix](#)

This test report may be reproduced in full only. The document may only be updated by MiCOM Labs personnel. Any changes will be noted in the Document History section of the report.

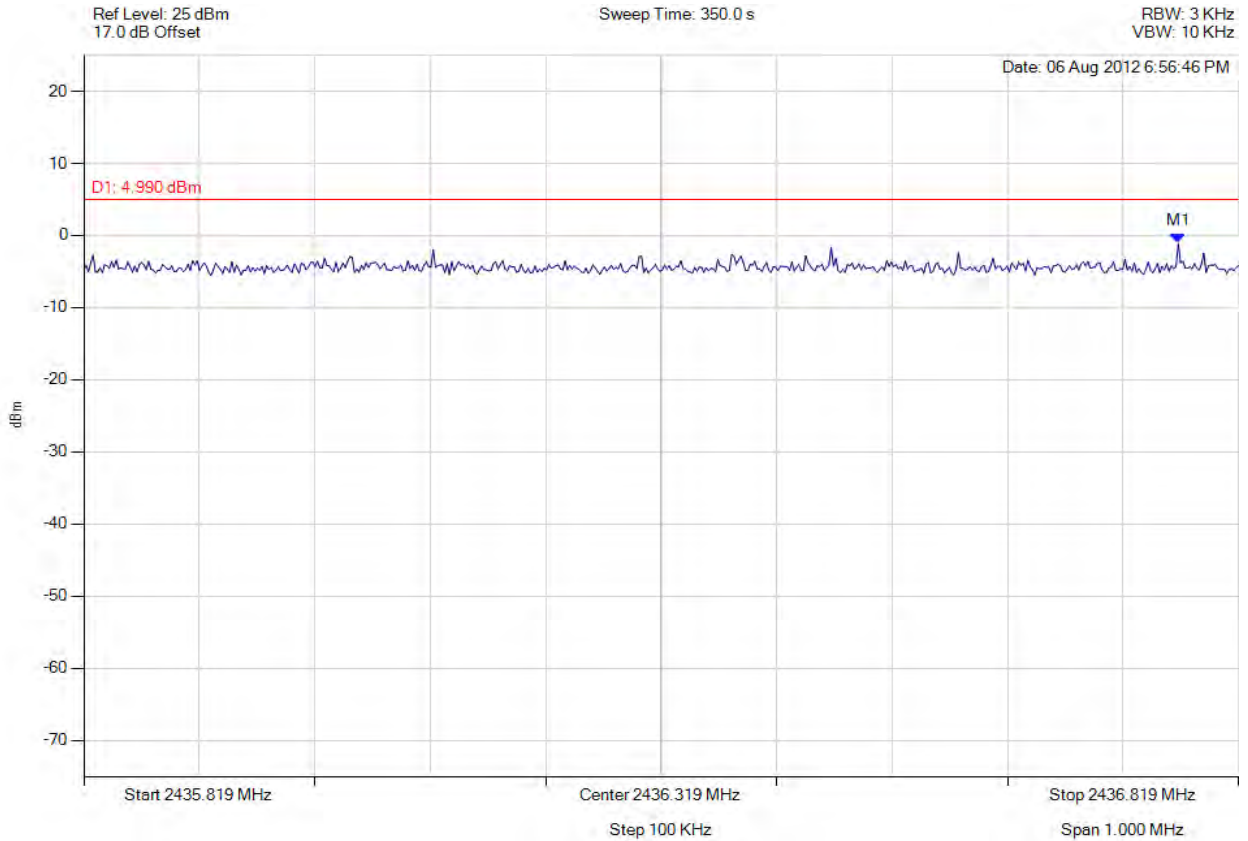


Title: AP0127450, AP0127460
To: FCC 47 CFR Part 15.247 & IC RSS-210
Serial #: RDWN14-U6 Rev A
Issue Date: 14th December 2012
Page: 292 of 457



power density

Variant: 802.11b, Channel: 2437.00 MHz, Chain B, Temp: Ambient, Voltage: 48.00 Vdc



Analyser Setup	Marker : Frequency : Amplitude	Test Results
Detector = MAX PEAK Sweep Count = 0 RF Atten (dB) = 20 Trace Mode = VIEW	M1 : 2436.767 MHz : -1.103 dBm	Limit: 4.990 dBm Margin: -6.09 dB

[Back to the Matrix](#)

This test report may be reproduced in full only. The document may only be updated by MiCOM Labs personnel. Any changes will be noted in the Document History section of the report.

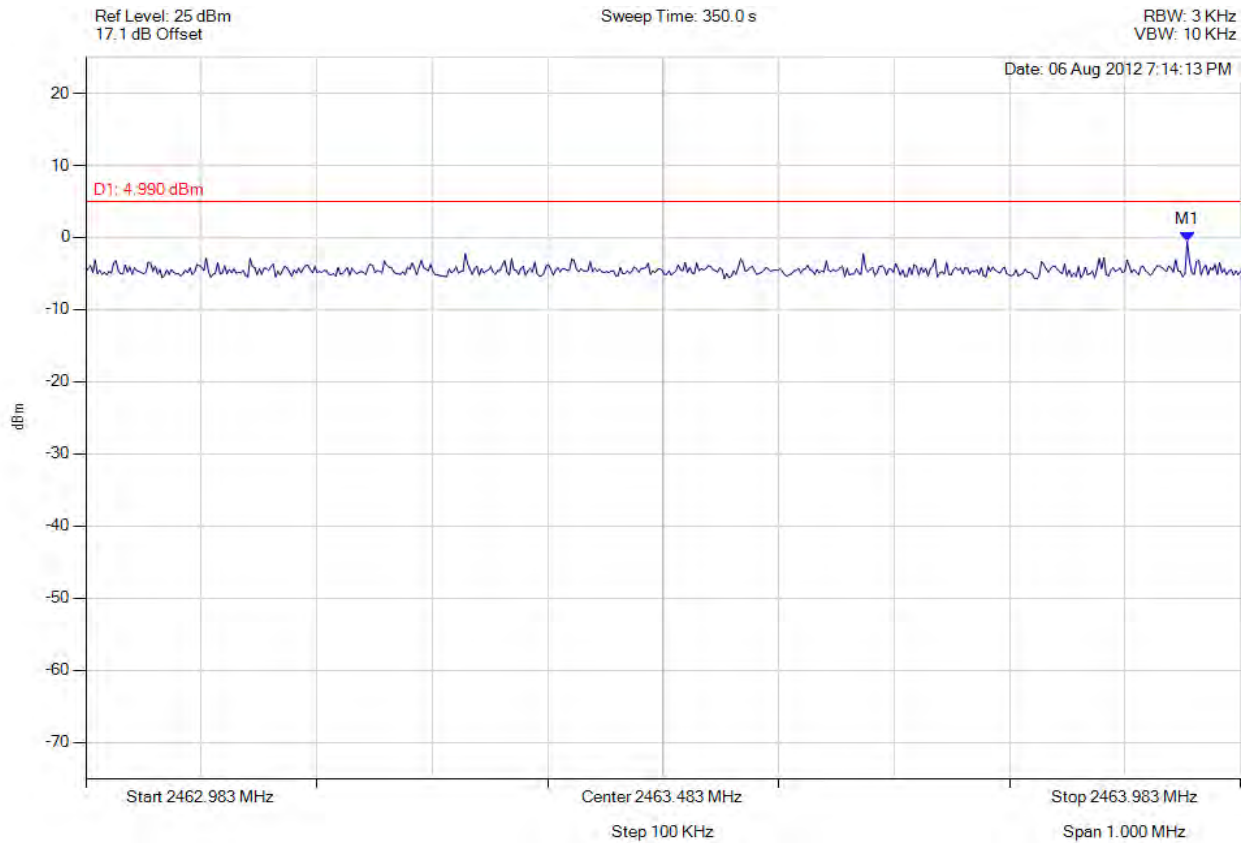


Title: AP0127450, AP0127460
To: FCC 47 CFR Part 15.247 & IC RSS-210
Serial #: RDWN14-U6 Rev A
Issue Date: 14th December 2012
Page: 293 of 457



power density

Variant: 802.11b, Channel: 2462.00 MHz, Chain A, Temp: Ambient, Voltage: 48.00 Vdc



Analyser Setup	Marker : Frequency : Amplitude	Test Results
Detector = MAX PEAK Sweep Count = 0 RF Atten (dB) = 20 Trace Mode = VIEW	M1 : 2463.937 MHz : -0.568 dBm	Limit: 4.990 dBm Margin: -5.56 dB

[Back to the Matrix](#)

This test report may be reproduced in full only. The document may only be updated by MiCOM Labs personnel. Any changes will be noted in the Document History section of the report.

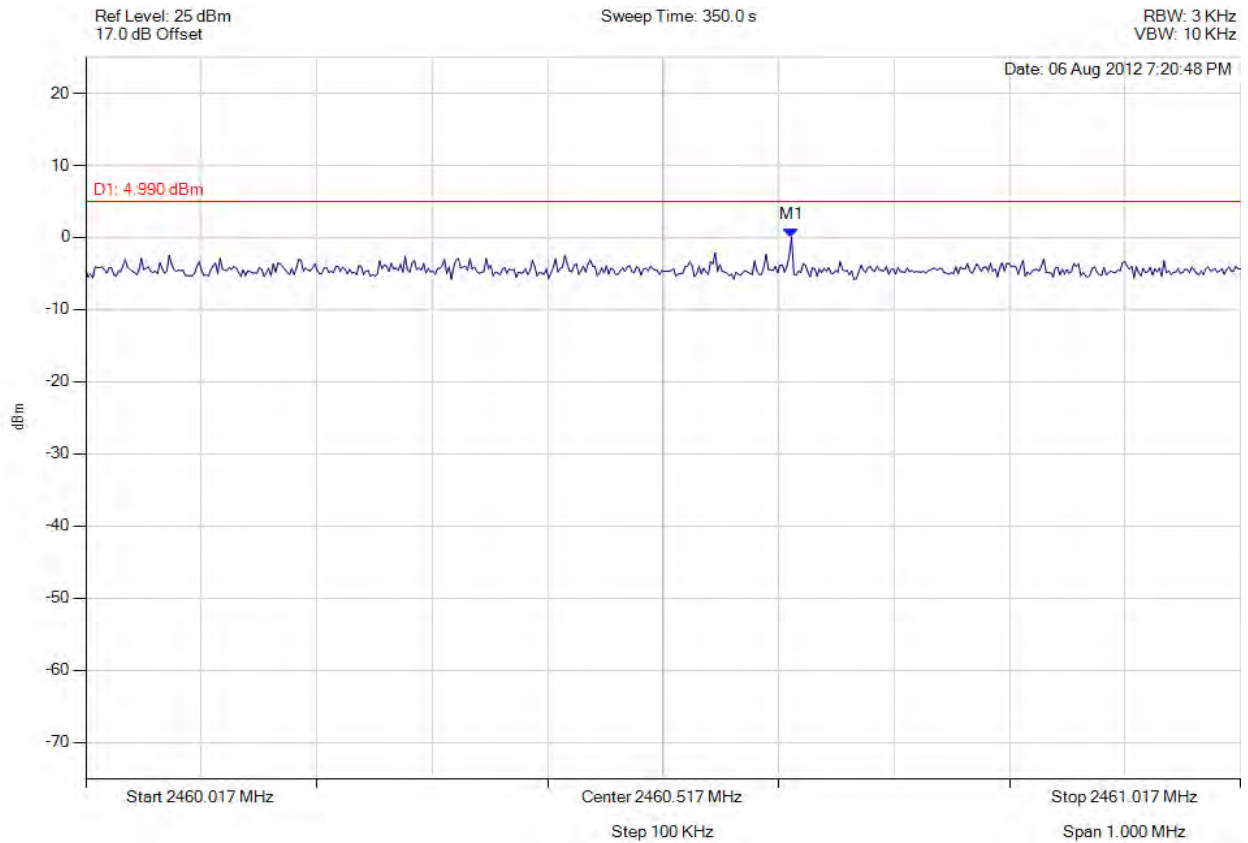


Title: AP0127450, AP0127460
To: FCC 47 CFR Part 15.247 & IC RSS-210
Serial #: RDWN14-U6 Rev A
Issue Date: 14th December 2012
Page: 294 of 457



power density

Variant: 802.11b, Channel: 2462.00 MHz, Chain B, Temp: Ambient, Voltage: 48.00 Vdc



Analyser Setup	Marker : Frequency : Amplitude	Test Results
Detector = MAX PEAK Sweep Count = 0 RF Atten (dB) = 20 Trace Mode = VIEW	M1 : 2460.628 MHz : 0.046 dBm	Limit: 4.990 dBm Margin: -4.94 dB

[Back to the Matrix](#)

This test report may be reproduced in full only. The document may only be updated by MiCOM Labs personnel. Any changes will be noted in the Document History section of the report.

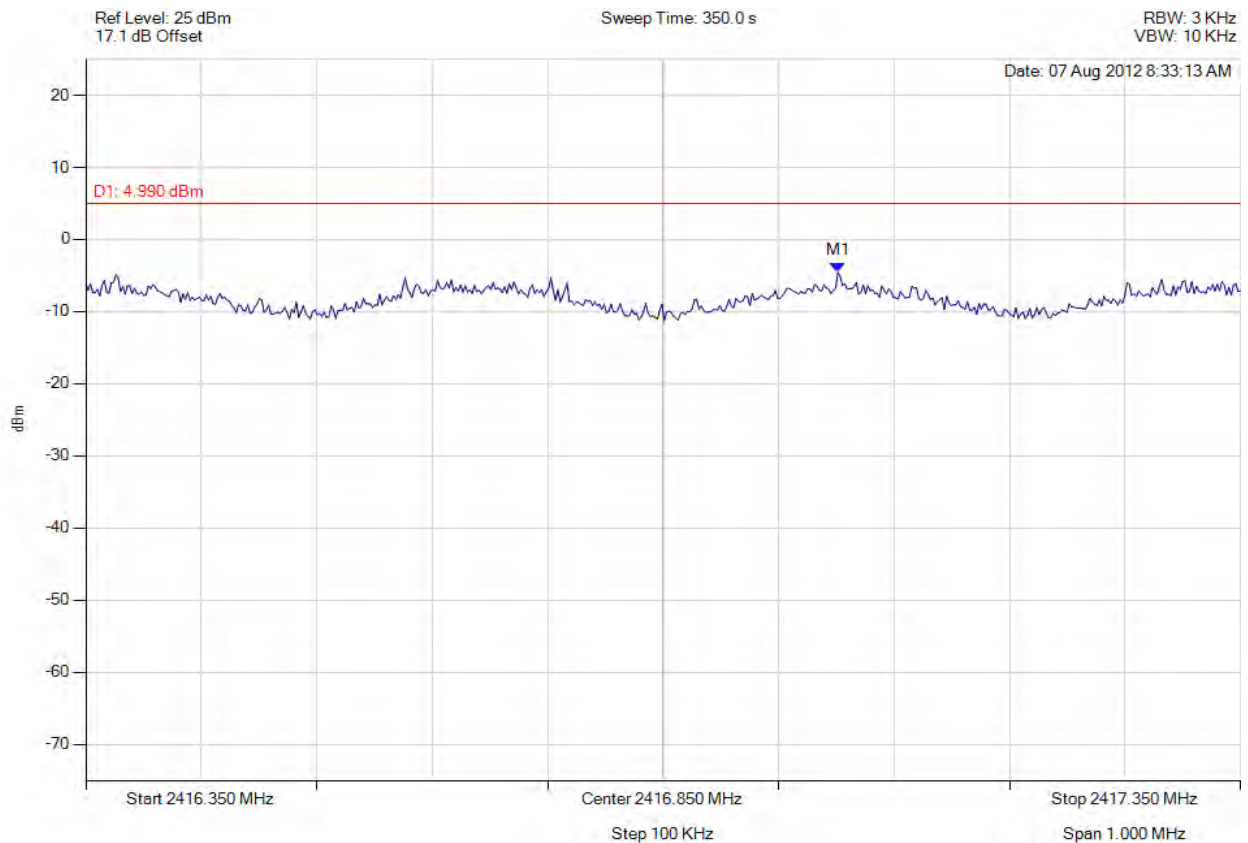


Title: AP0127450, AP0127460
To: FCC 47 CFR Part 15.247 & IC RSS-210
Serial #: RDWN14-U6 Rev A
Issue Date: 14th December 2012
Page: 295 of 457



power density

Variant: 802.11g, Channel: 2412.00 MHz, Chain A, Temp: Ambient, Voltage: 48.00 Vdc



Analyser Setup	Marker : Frequency : Amplitude	Test Results
Detector = MAX PEAK Sweep Count = 0 RF Atten (dB) = 20 Trace Mode = VIEW	M1 : 2417.001 MHz : -4.609 dBm	Limit: 4.990 dBm Margin: -9.60 dB

[Back to the Matrix](#)

This test report may be reproduced in full only. The document may only be updated by MiCOM Labs personnel. Any changes will be noted in the Document History section of the report.

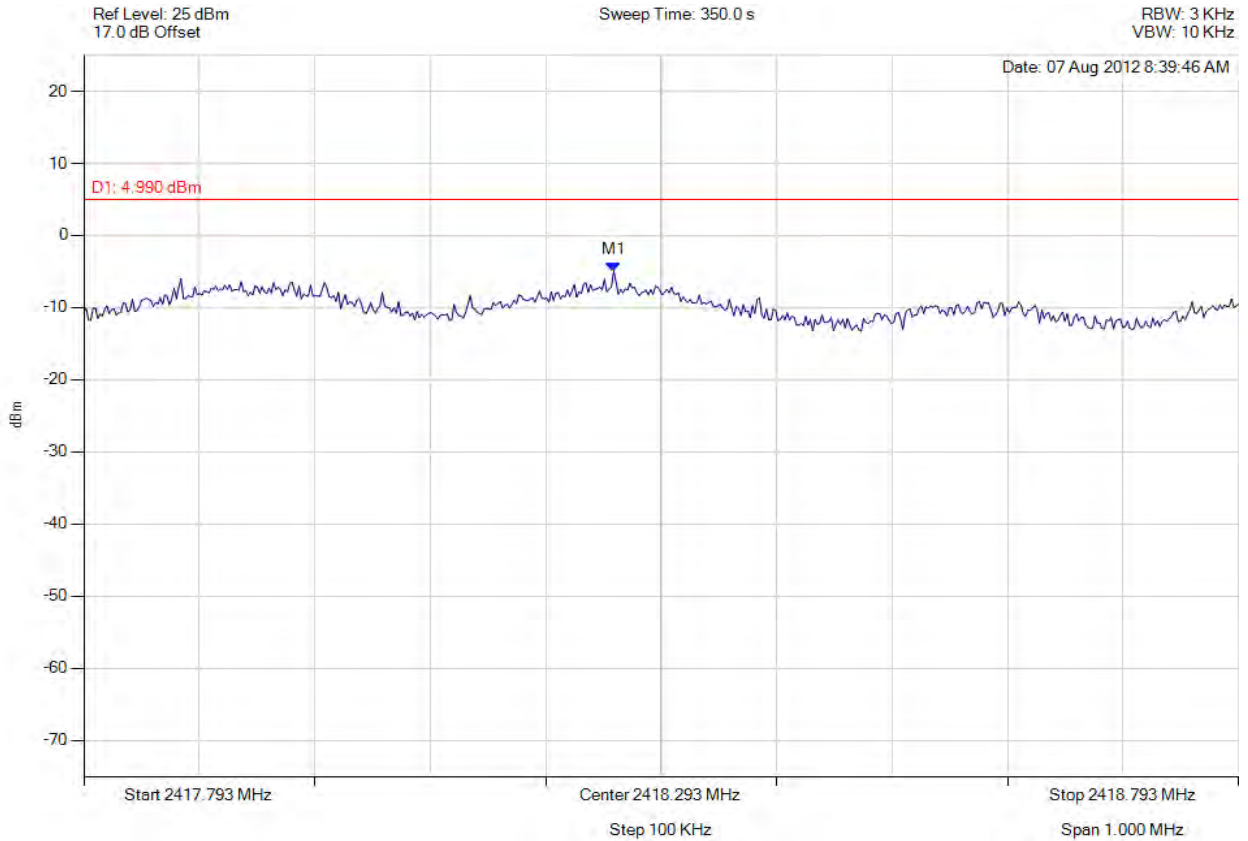


Title: AP0127450, AP0127460
To: FCC 47 CFR Part 15.247 & IC RSS-210
Serial #: RDWN14-U6 Rev A
Issue Date: 14th December 2012
Page: 296 of 457



power density

Variant: 802.11g, Channel: 2412.00 MHz, Chain B, Temp: Ambient, Voltage: 48.00 Vdc



Analyser Setup	Marker : Frequency : Amplitude	Test Results
Detector = MAX PEAK Sweep Count = 0 RF Atten (dB) = 20 Trace Mode = VIEW	M1 : 2418.252 MHz : -4.971 dBm	Limit: 4.990 dBm Margin: -9.96 dB

[Back to the Matrix](#)

This test report may be reproduced in full only. The document may only be updated by MiCOM Labs personnel. Any changes will be noted in the Document History section of the report.

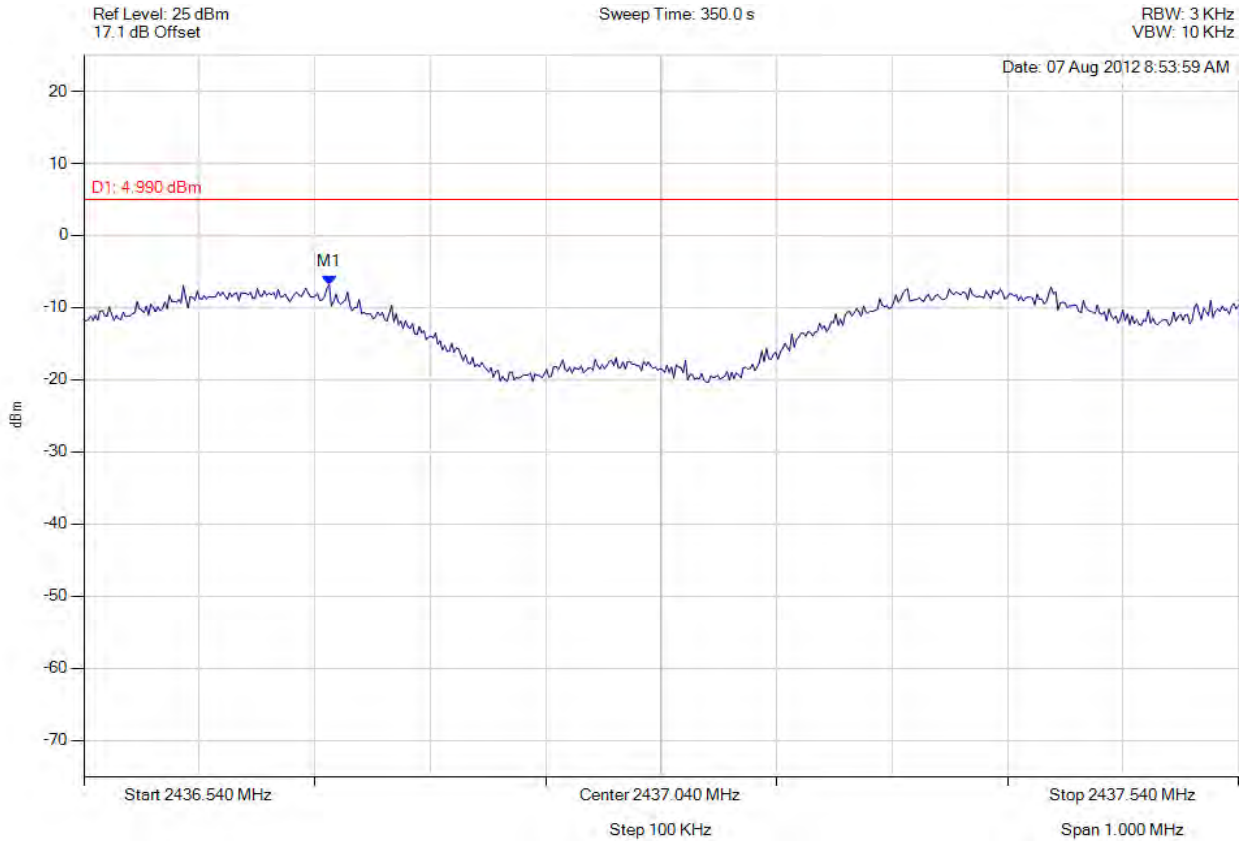


Title: AP0127450, AP0127460
To: FCC 47 CFR Part 15.247 & IC RSS-210
Serial #: RDWN14-U6 Rev A
Issue Date: 14th December 2012
Page: 297 of 457



power density

Variant: 802.11g, Channel: 2437.00 MHz, Chain A, Temp: Ambient, Voltage: 48.00 Vdc



Analyser Setup	Marker : Frequency : Amplitude	Test Results
Detector = MAX PEAK Sweep Count = 0 RF Atten (dB) = 20 Trace Mode = VIEW	M1 : 2436.753 MHz : -6.787 dBm	Limit: 4.990 dBm Margin: -11.78 dB

[Back to the Matrix](#)

This test report may be reproduced in full only. The document may only be updated by MiCOM Labs personnel. Any changes will be noted in the Document History section of the report.

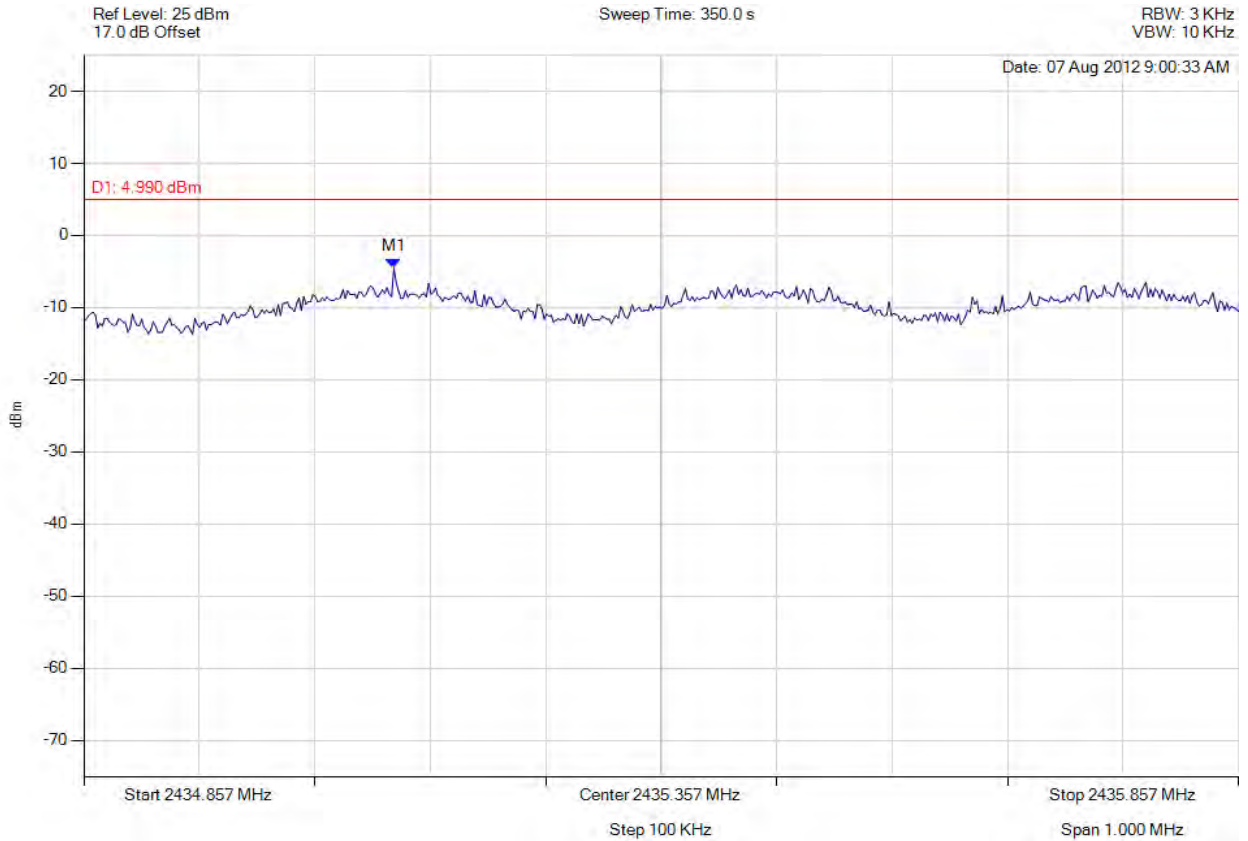


Title: AP0127450, AP0127460
To: FCC 47 CFR Part 15.247 & IC RSS-210
Serial #: RDWN14-U6 Rev A
Issue Date: 14th December 2012
Page: 298 of 457



power density

Variant: 802.11g, Channel: 2437.00 MHz, Chain B, Temp: Ambient, Voltage: 48.00 Vdc



Analyser Setup	Marker : Frequency : Amplitude	Test Results
Detector = MAX PEAK Sweep Count = 0 RF Atten (dB) = 20 Trace Mode = VIEW	M1 : 2435.125 MHz : -4.583 dBm	Limit: 4.990 dBm Margin: -9.57 dB

[Back to the Matrix](#)

This test report may be reproduced in full only. The document may only be updated by MiCOM Labs personnel. Any changes will be noted in the Document History section of the report.

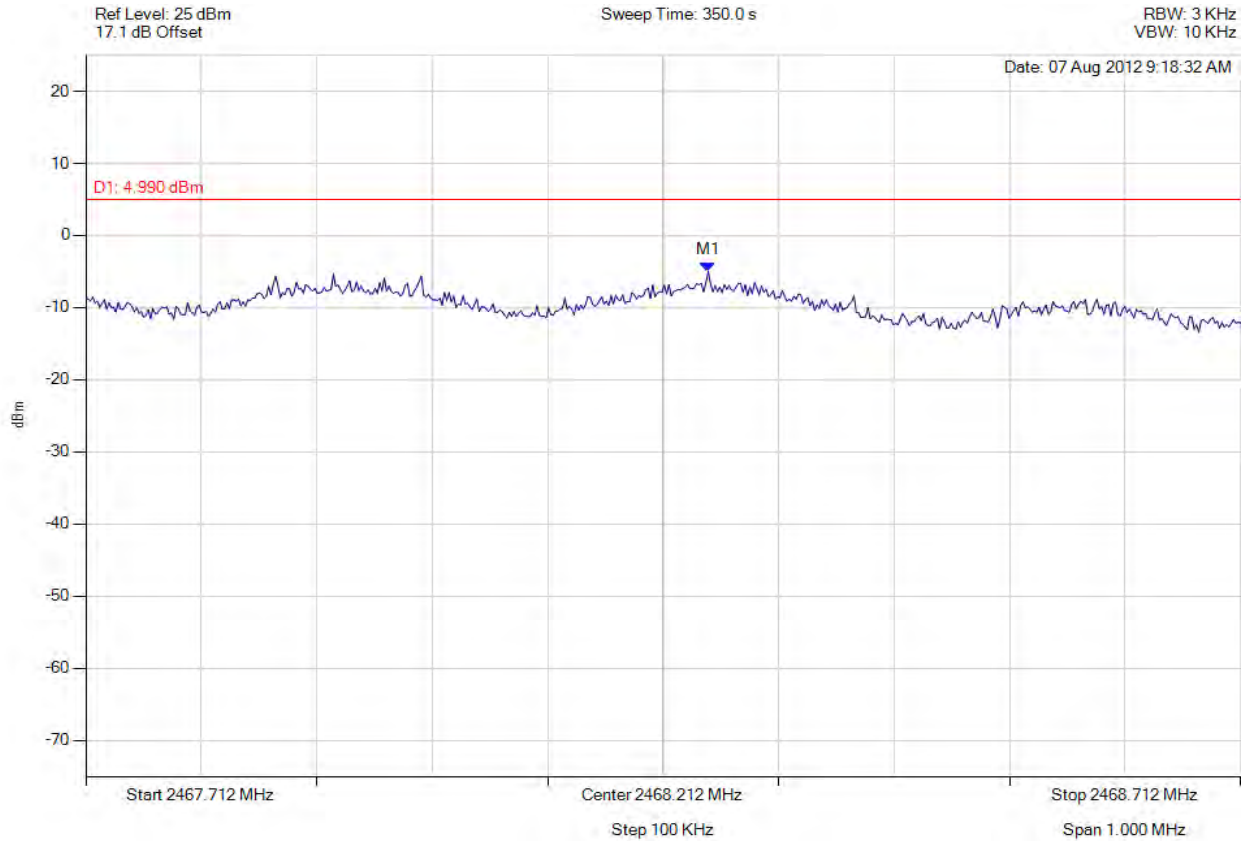


Title: AP0127450, AP0127460
To: FCC 47 CFR Part 15.247 & IC RSS-210
Serial #: RDWN14-U6 Rev A
Issue Date: 14th December 2012
Page: 299 of 457



power density

Variant: 802.11g, Channel: 2462.00 MHz, Chain A, Temp: Ambient, Voltage: 48.00 Vdc



Analyser Setup	Marker : Frequency : Amplitude	Test Results
Detector = MAX PEAK Sweep Count = 0 RF Atten (dB) = 20 Trace Mode = VIEW	M1 : 2468.252 MHz : -5.024 dBm	Limit: 4.990 dBm Margin: -10.01 dB

[Back to the Matrix](#)

This test report may be reproduced in full only. The document may only be updated by MiCOM Labs personnel. Any changes will be noted in the Document History section of the report.

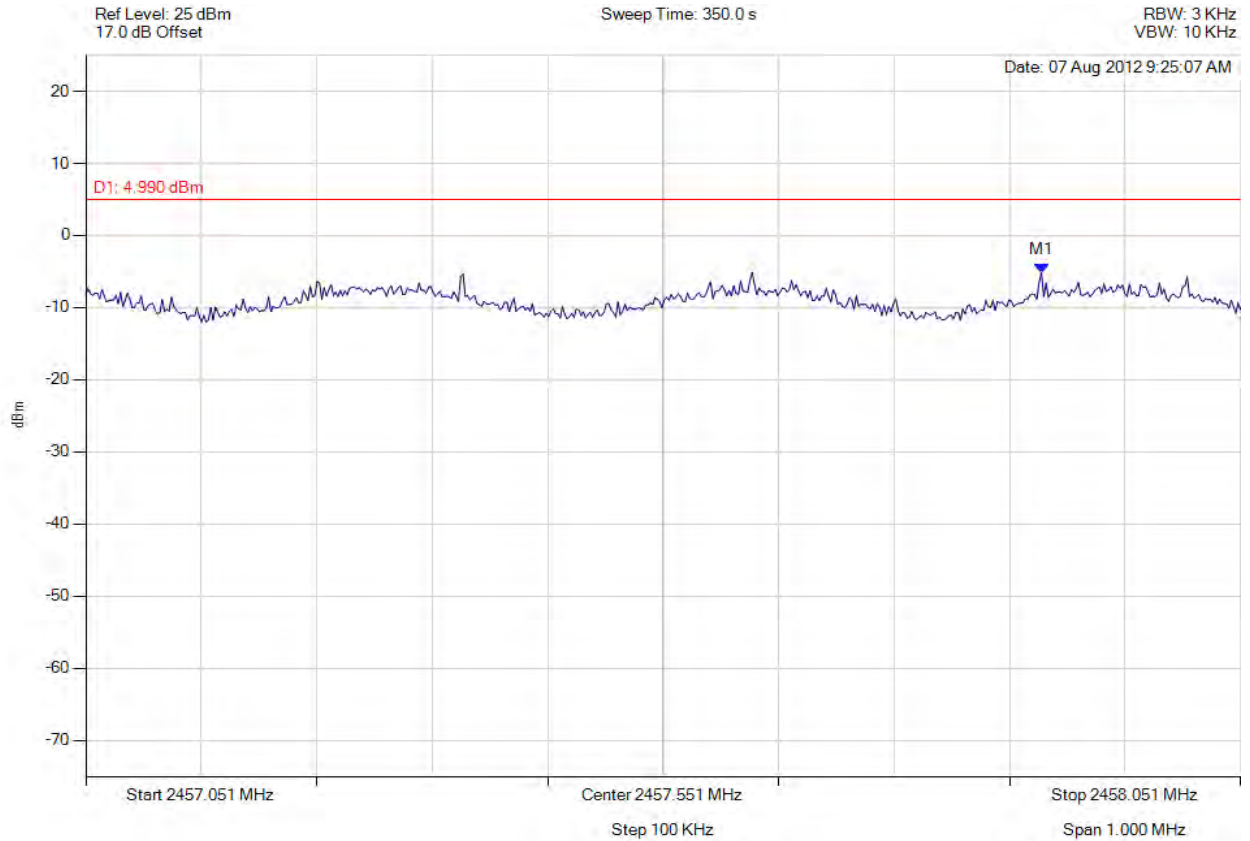


Title: AP0127450, AP0127460
To: FCC 47 CFR Part 15.247 & IC RSS-210
Serial #: RDWN14-U6 Rev A
Issue Date: 14th December 2012
Page: 300 of 457



power density

Variant: 802.11g, Channel: 2462.00 MHz, Chain B, Temp: Ambient, Voltage: 48.00 Vdc



Analyser Setup	Marker : Frequency : Amplitude	Test Results
Detector = MAX PEAK Sweep Count = 0 RF Atten (dB) = 20 Trace Mode = VIEW	M1 : 2457.879 MHz : -5.128 dBm	Limit: 4.990 dBm Margin: -10.12 dB

[Back to the Matrix](#)

This test report may be reproduced in full only. The document may only be updated by MiCOM Labs personnel. Any changes will be noted in the Document History section of the report.



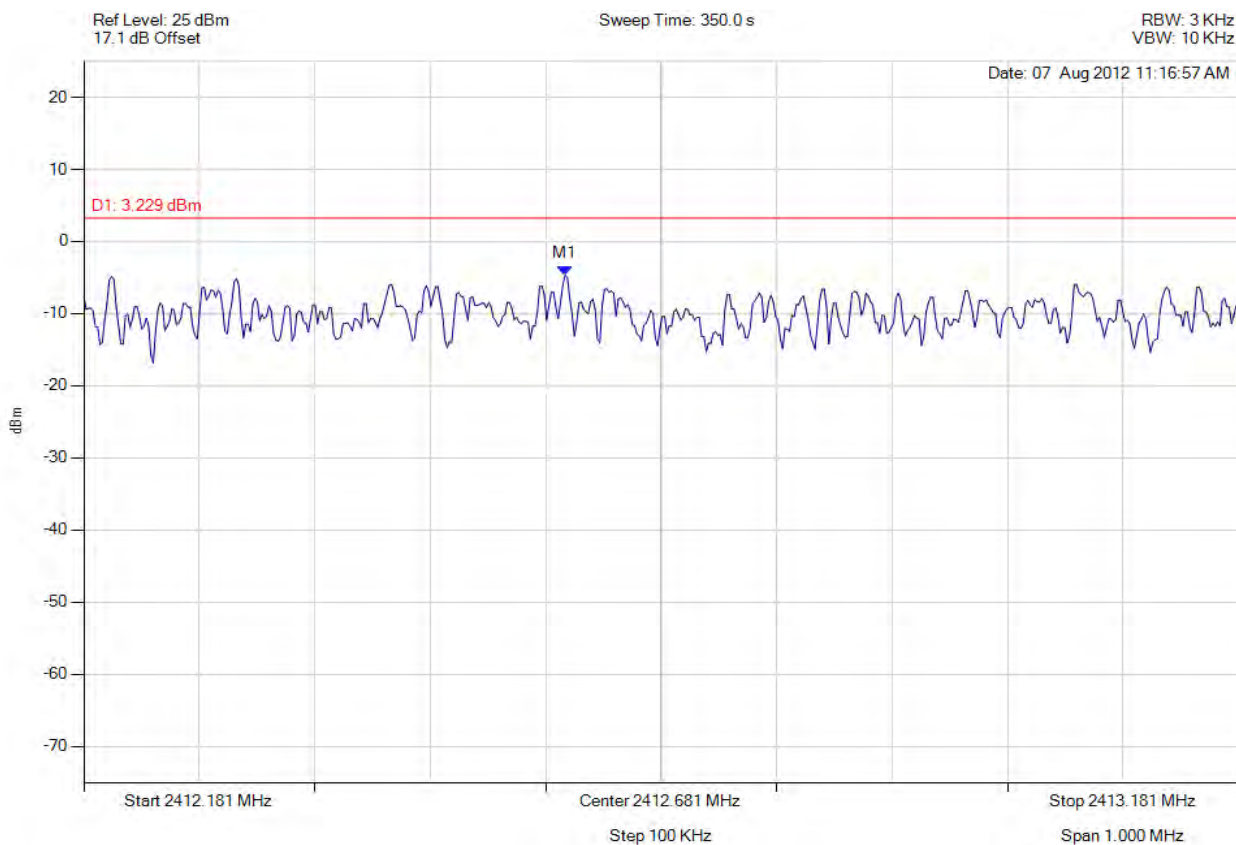
Title: AP0127450, AP0127460
To: FCC 47 CFR Part 15.247 & IC RSS-210
Serial #: RDWN14-U6 Rev A
Issue Date: 14th December 2012
Page: 301 of 457

3x3 802.11b



power density

Variant: 802.11b, Channel: 2412.00 MHz, Chain A, Temp: Ambient, Voltage: 48.00 Vdc



Analyser Setup	Marker : Frequency : Amplitude	Test Results
Detector = MAX PEAK Sweep Count = 0 RF Atten (dB) = 20 Trace Mode = VIEW	M1 : 2412.598 MHz : -4.680 dBm	Limit: 3.229 dBm Margin: -7.91 dB

[Back to the Matrix](#)

This test report may be reproduced in full only. The document may only be updated by MiCOM Labs personnel. Any changes will be noted in the Document History section of the report.



Title: AP0127450, AP0127460
To: FCC 47 CFR Part 15.247 & IC RSS-210
Serial #: RDWN14-U6 Rev A
Issue Date: 14th December 2012
Page: 302 of 457



power density

Variant: 802.11b, Channel: 2412.00 MHz, Chain B, Temp: Ambient, Voltage: 48.00 Vdc



Analyser Setup	Marker : Frequency : Amplitude	Test Results
Detector = MAX PEAK Sweep Count = 0 RF Atten (dB) = 20 Trace Mode = VIEW	M1 : 2412.598 MHz : -5.872 dBm	Limit: 3.229 dBm Margin: -9.10 dB

[Back to the Matrix](#)

This test report may be reproduced in full only. The document may only be updated by MiCOM Labs personnel. Any changes will be noted in the Document History section of the report.

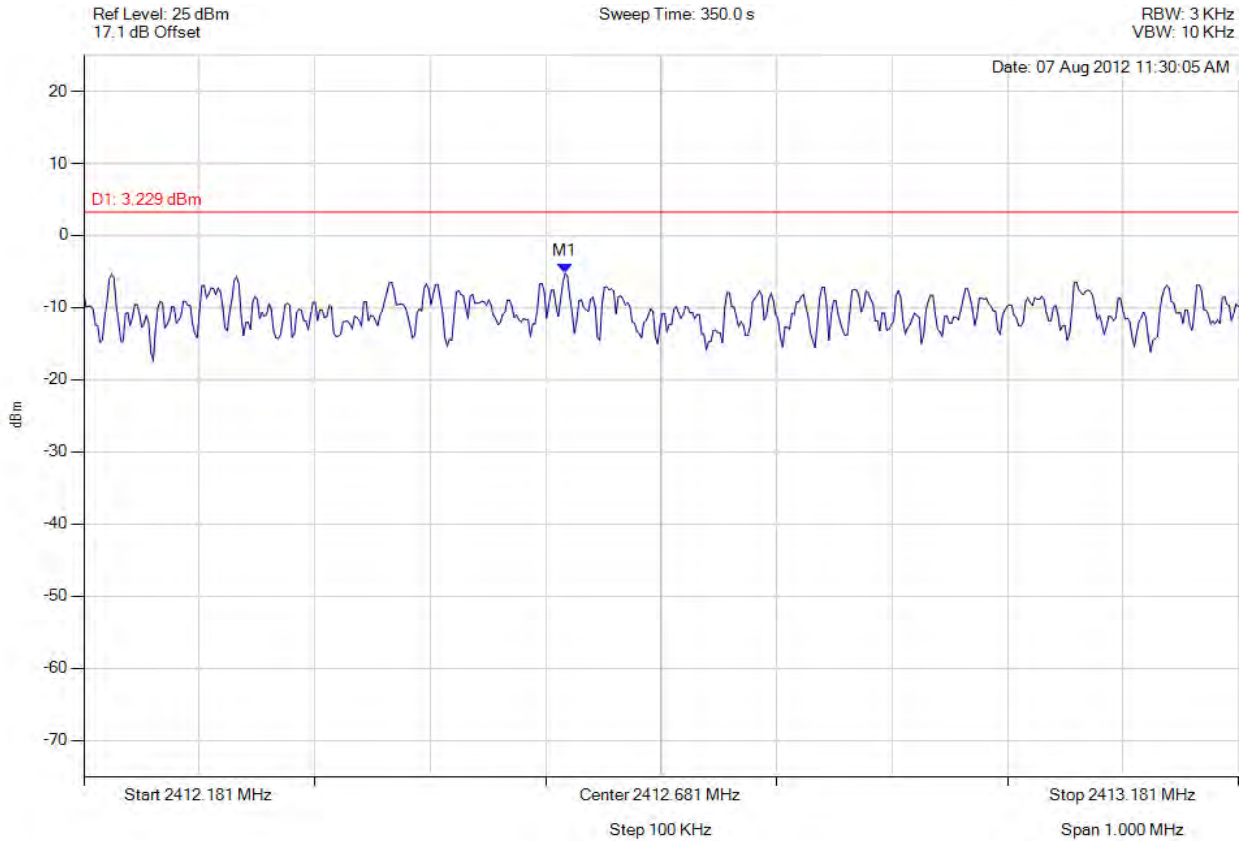


Title: AP0127450, AP0127460
To: FCC 47 CFR Part 15.247 & IC RSS-210
Serial #: RDWN14-U6 Rev A
Issue Date: 14th December 2012
Page: 303 of 457



power density

Variant: 802.11b, Channel: 2412.00 MHz, Chain C, Temp: Ambient, Voltage: 48.00 Vdc



Analyser Setup	Marker : Frequency : Amplitude	Test Results
Detector = MAX PEAK Sweep Count = 0 RF Atten (dB) = 20 Trace Mode = VIEW	M1 : 2412.598 MHz : -5.234 dBm	Limit: 3.229 dBm Margin: -8.46 dB

[Back to the Matrix](#)

This test report may be reproduced in full only. The document may only be updated by MiCOM Labs personnel. Any changes will be noted in the Document History section of the report.

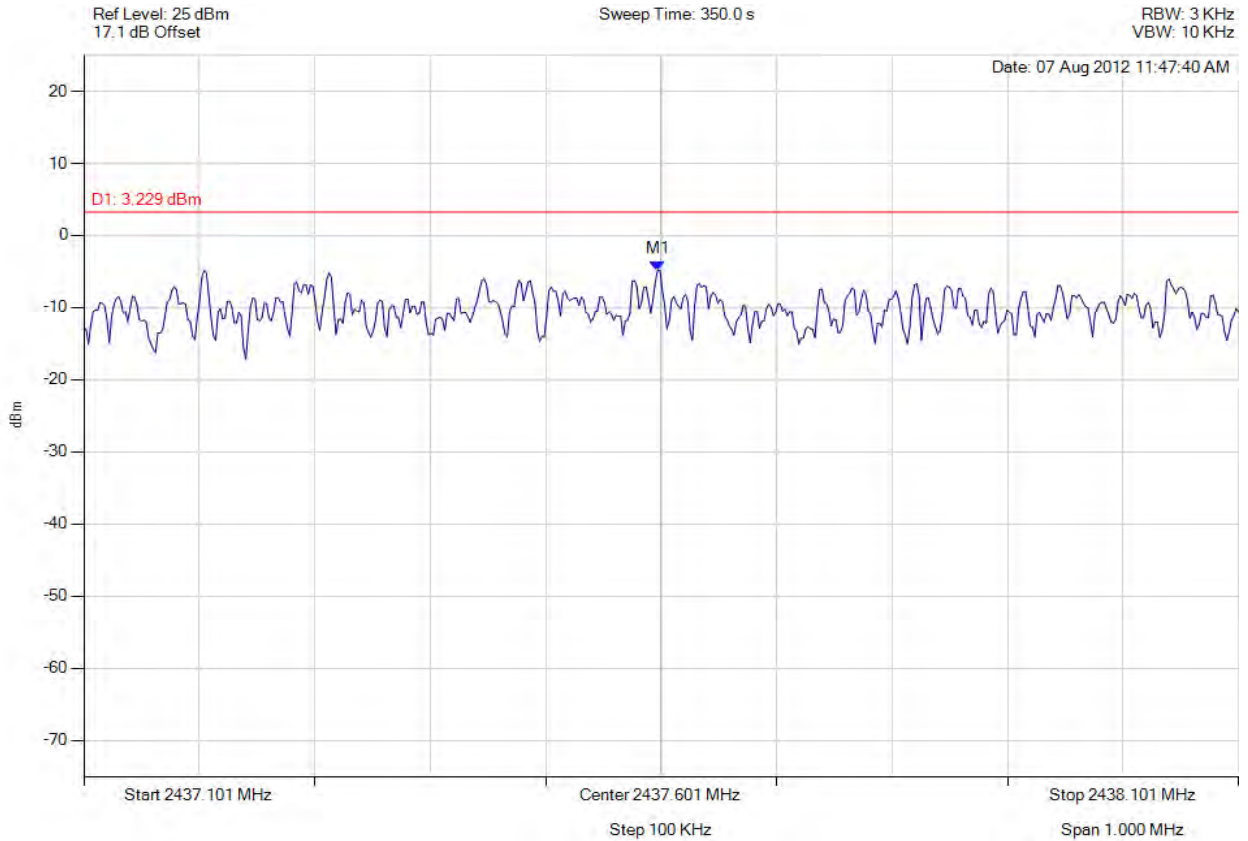


Title: AP0127450, AP0127460
To: FCC 47 CFR Part 15.247 & IC RSS-210
Serial #: RDWN14-U6 Rev A
Issue Date: 14th December 2012
Page: 304 of 457



power density

Variant: 802.11b, Channel: 2437.00 MHz, Chain A, Temp: Ambient, Voltage: 48.00 Vdc



Analyser Setup	Marker : Frequency : Amplitude	Test Results
Detector = MAX PEAK Sweep Count = 0 RF Atten (dB) = 20 Trace Mode = VIEW	M1 : 2437.598 MHz : -4.800 dBm	Limit: 3.229 dBm Margin: -8.03 dB

[Back to the Matrix](#)

This test report may be reproduced in full only. The document may only be updated by MiCOM Labs personnel. Any changes will be noted in the Document History section of the report.

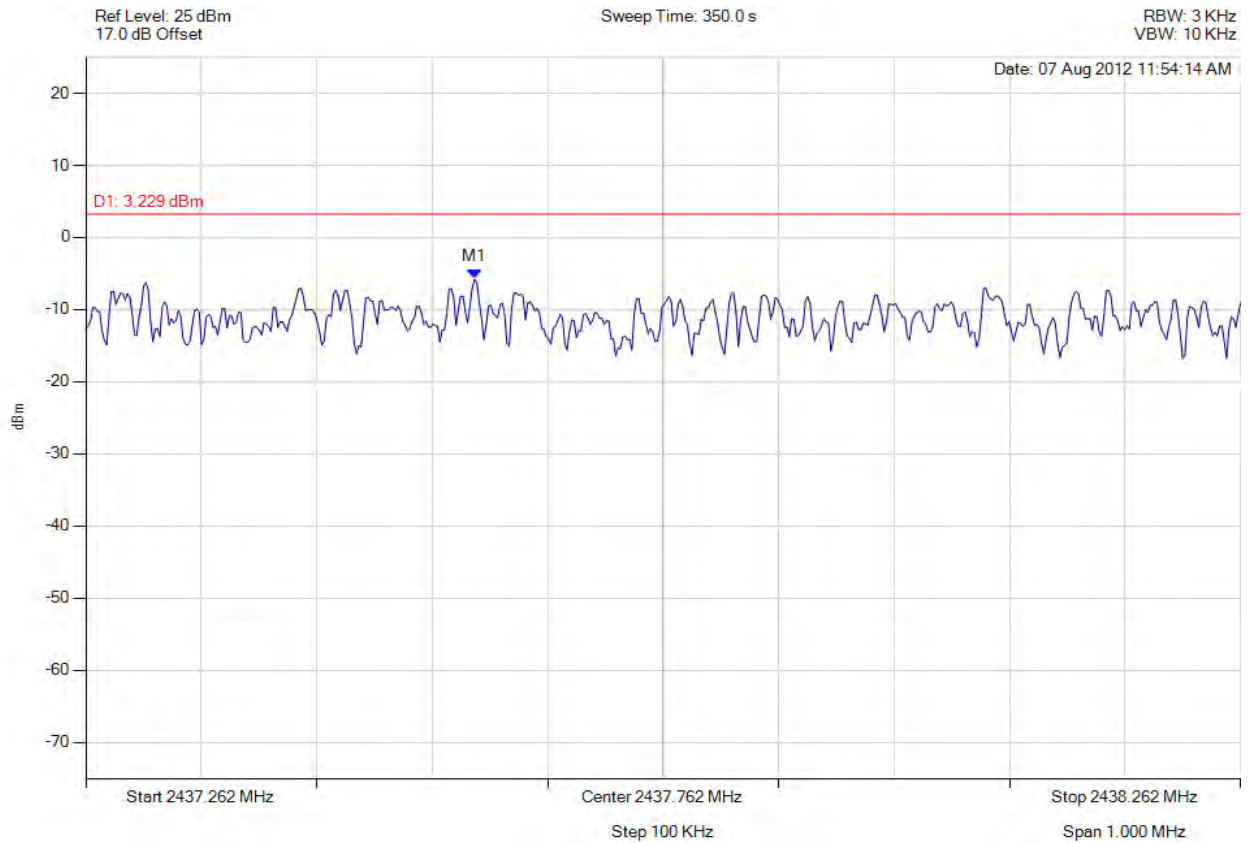


Title: AP0127450, AP0127460
To: FCC 47 CFR Part 15.247 & IC RSS-210
Serial #: RDWN14-U6 Rev A
Issue Date: 14th December 2012
Page: 305 of 457



power density

Variant: 802.11b, Channel: 2437.00 MHz, Chain B, Temp: Ambient, Voltage: 48.00 Vdc



Analyser Setup	Marker : Frequency : Amplitude	Test Results
Detector = MAX PEAK Sweep Count = 0 RF Atten (dB) = 20 Trace Mode = VIEW	M1 : 2437.598 MHz : -5.762 dBm	Limit: 3.229 dBm Margin: -8.99 dB

[Back to the Matrix](#)

This test report may be reproduced in full only. The document may only be updated by MiCOM Labs personnel. Any changes will be noted in the Document History section of the report.

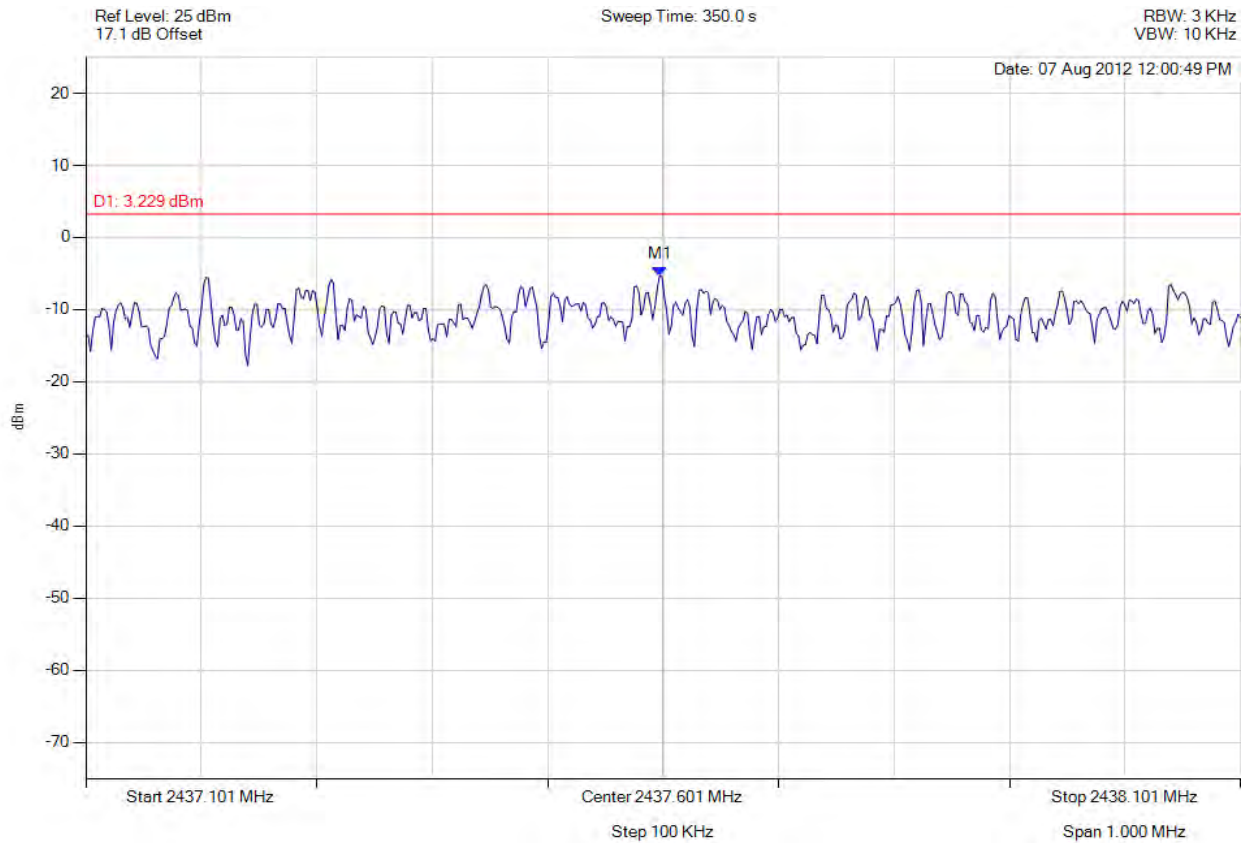


Title: AP0127450, AP0127460
To: FCC 47 CFR Part 15.247 & IC RSS-210
Serial #: RDWN14-U6 Rev A
Issue Date: 14th December 2012
Page: 306 of 457



power density

Variant: 802.11b, Channel: 2437.00 MHz, Chain C, Temp: Ambient, Voltage: 48.00 Vdc



Analyser Setup	Marker : Frequency : Amplitude	Test Results
Detector = MAX PEAK Sweep Count = 0 RF Atten (dB) = 20 Trace Mode = VIEW	M1 : 2437.598 MHz : -5.325 dBm	Limit: 3.229 dBm Margin: -8.55 dB

[Back to the Matrix](#)

This test report may be reproduced in full only. The document may only be updated by MiCOM Labs personnel. Any changes will be noted in the Document History section of the report.

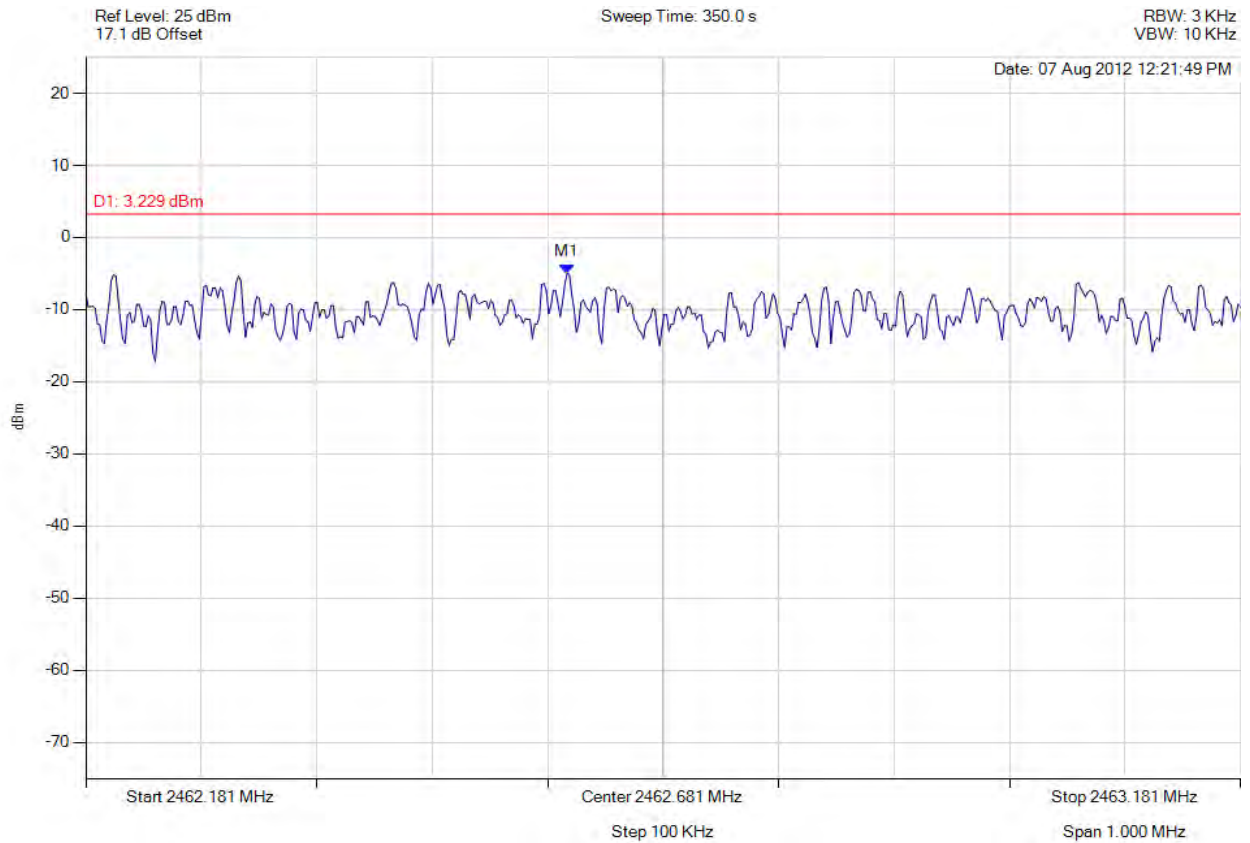


Title: AP0127450, AP0127460
To: FCC 47 CFR Part 15.247 & IC RSS-210
Serial #: RDWN14-U6 Rev A
Issue Date: 14th December 2012
Page: 307 of 457



power density

Variant: 802.11b, Channel: 2462.00 MHz, Chain A, Temp: Ambient, Voltage: 48.00 Vdc



Analyser Setup	Marker : Frequency : Amplitude	Test Results
Detector = MAX PEAK Sweep Count = 0 RF Atten (dB) = 20 Trace Mode = VIEW	M1 : 2462.598 MHz : -4.965 dBm	Limit: 3.229 dBm Margin: -8.19 dB

[Back to the Matrix](#)

This test report may be reproduced in full only. The document may only be updated by MiCOM Labs personnel. Any changes will be noted in the Document History section of the report.

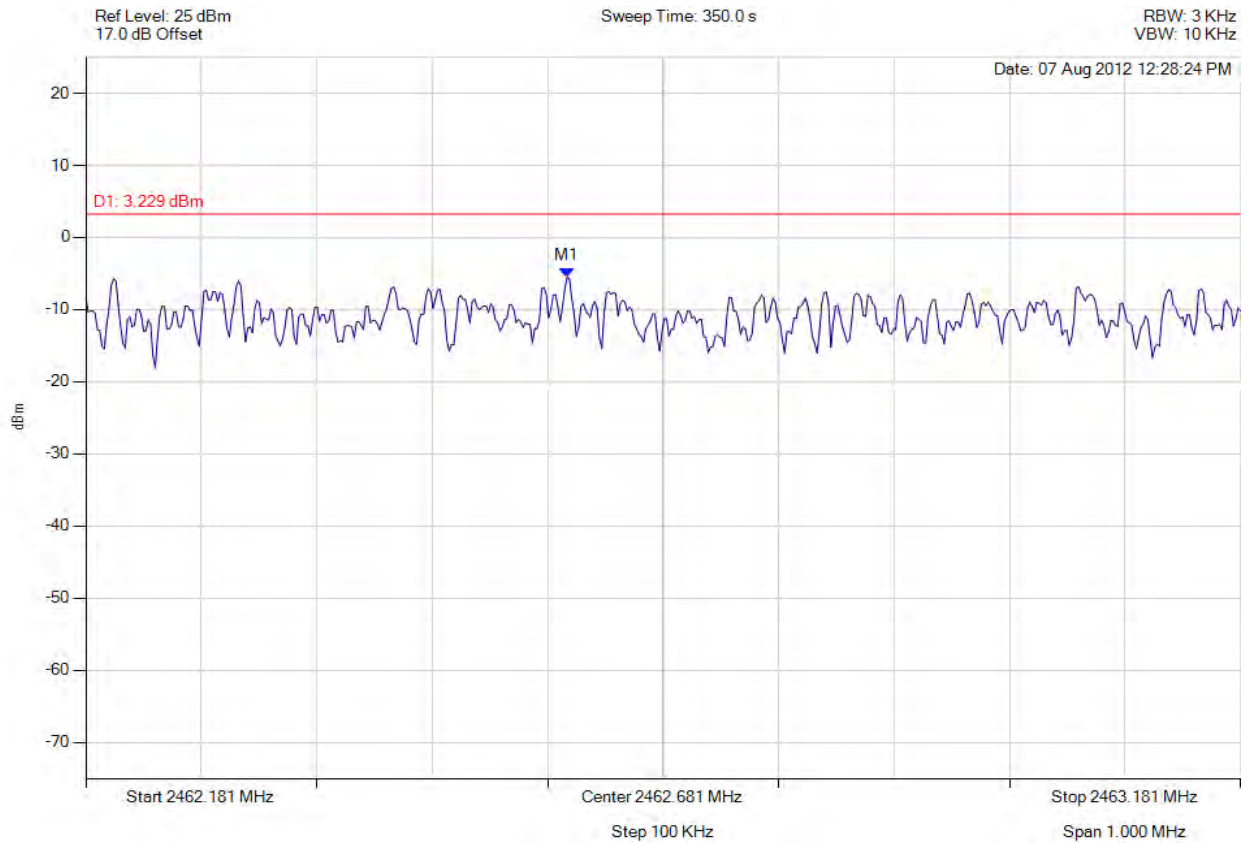


Title: AP0127450, AP0127460
To: FCC 47 CFR Part 15.247 & IC RSS-210
Serial #: RDWN14-U6 Rev A
Issue Date: 14th December 2012
Page: 308 of 457



power density

Variant: 802.11b, Channel: 2462.00 MHz, Chain B, Temp: Ambient, Voltage: 48.00 Vdc



Analyser Setup	Marker : Frequency : Amplitude	Test Results
Detector = MAX PEAK Sweep Count = 0 RF Atten (dB) = 20 Trace Mode = VIEW	M1 : 2462.598 MHz : -5.537 dBm	Limit: 3.229 dBm Margin: -8.77 dB

[Back to the Matrix](#)

This test report may be reproduced in full only. The document may only be updated by MiCOM Labs personnel. Any changes will be noted in the Document History section of the report.

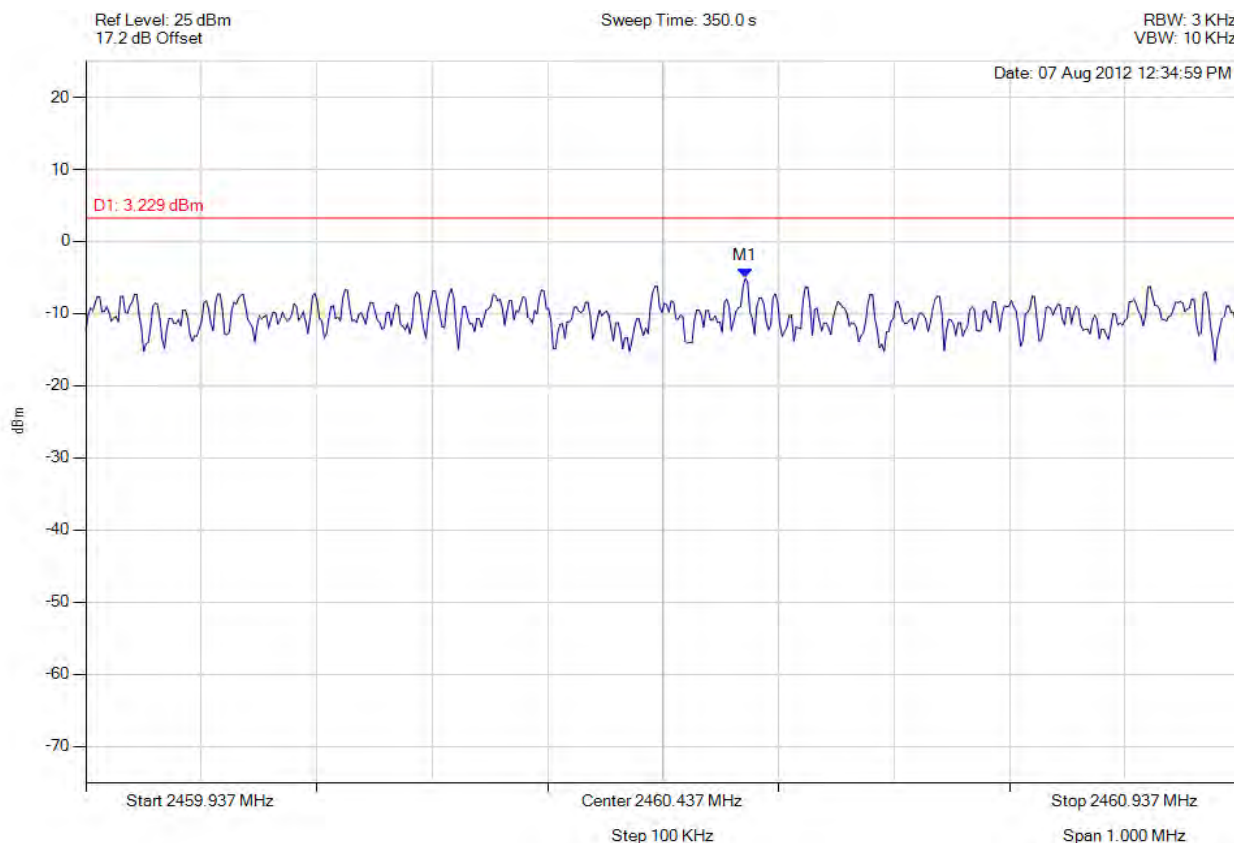


Title: AP0127450, AP0127460
To: FCC 47 CFR Part 15.247 & IC RSS-210
Serial #: RDWN14-U6 Rev A
Issue Date: 14th December 2012
Page: 309 of 457



power density

Variant: 802.11b, Channel: 2462.00 MHz, Chain C, Temp: Ambient, Voltage: 48.00 Vdc



Analyser Setup	Marker : Frequency : Amplitude	Test Results
Detector = MAX PEAK Sweep Count = 0 RF Atten (dB) = 20 Trace Mode = VIEW	M1 : 2460.508 MHz : -5.087 dBm	Limit: 3.229 dBm Margin: -8.32 dB

[Back to the Matrix](#)

This test report may be reproduced in full only. The document may only be updated by MiCOM Labs personnel. Any changes will be noted in the Document History section of the report.



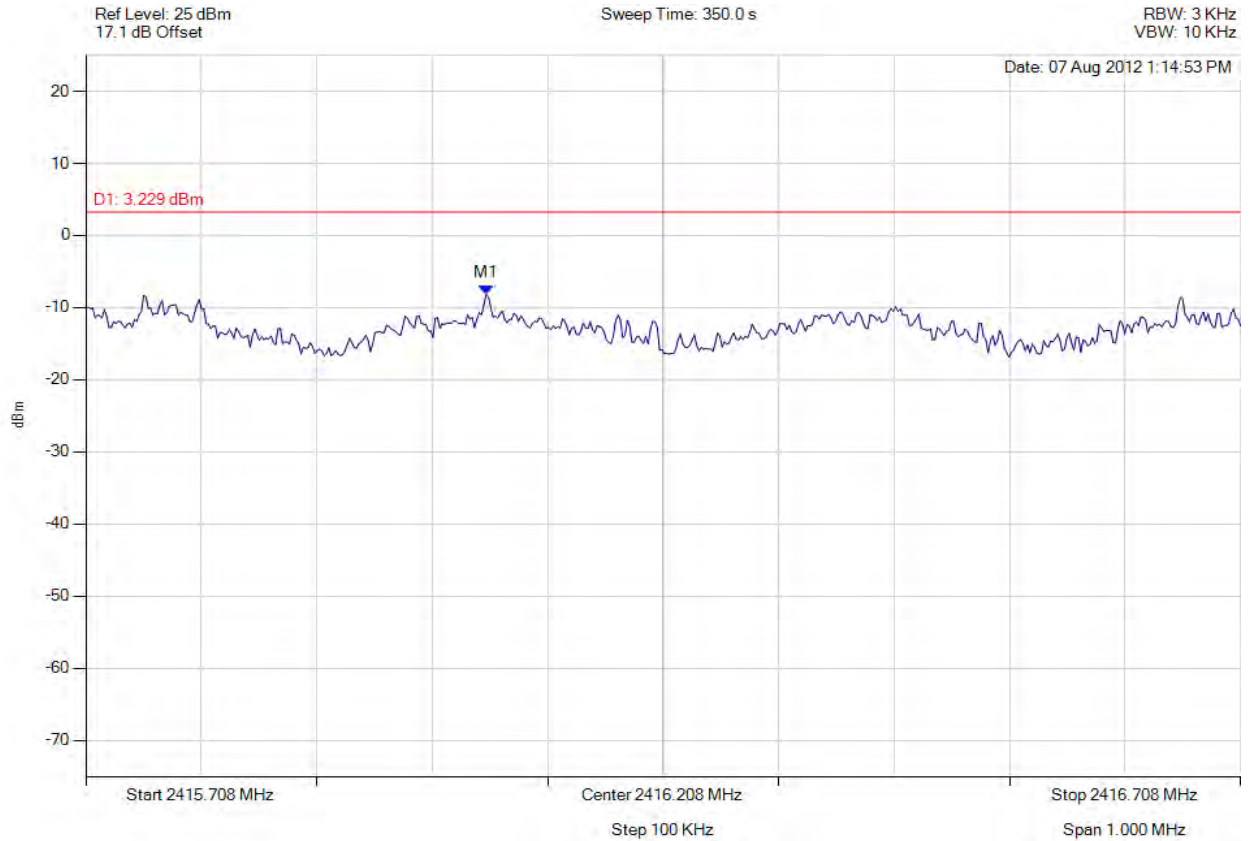
Title: AP0127450, AP0127460
To: FCC 47 CFR Part 15.247 & IC RSS-210
Serial #: RDWN14-U6 Rev A
Issue Date: 14th December 2012
Page: 310 of 457

3x3 802.11g



power density

Variant: 802.11g, Channel: 2412.00 MHz, Chain A, Temp: Ambient, Voltage: 48.00 Vdc



Analyser Setup	Marker : Frequency : Amplitude	Test Results
Detector = MAX PEAK Sweep Count = 0 RF Atten (dB) = 20 Trace Mode = VIEW	M1 : 2416.055 MHz : -8.205 dBm	Limit: 3.229 dBm Margin: -11.43 dB

[Back to the Matrix](#)

This test report may be reproduced in full only. The document may only be updated by MiCOM Labs personnel. Any changes will be noted in the Document History section of the report.

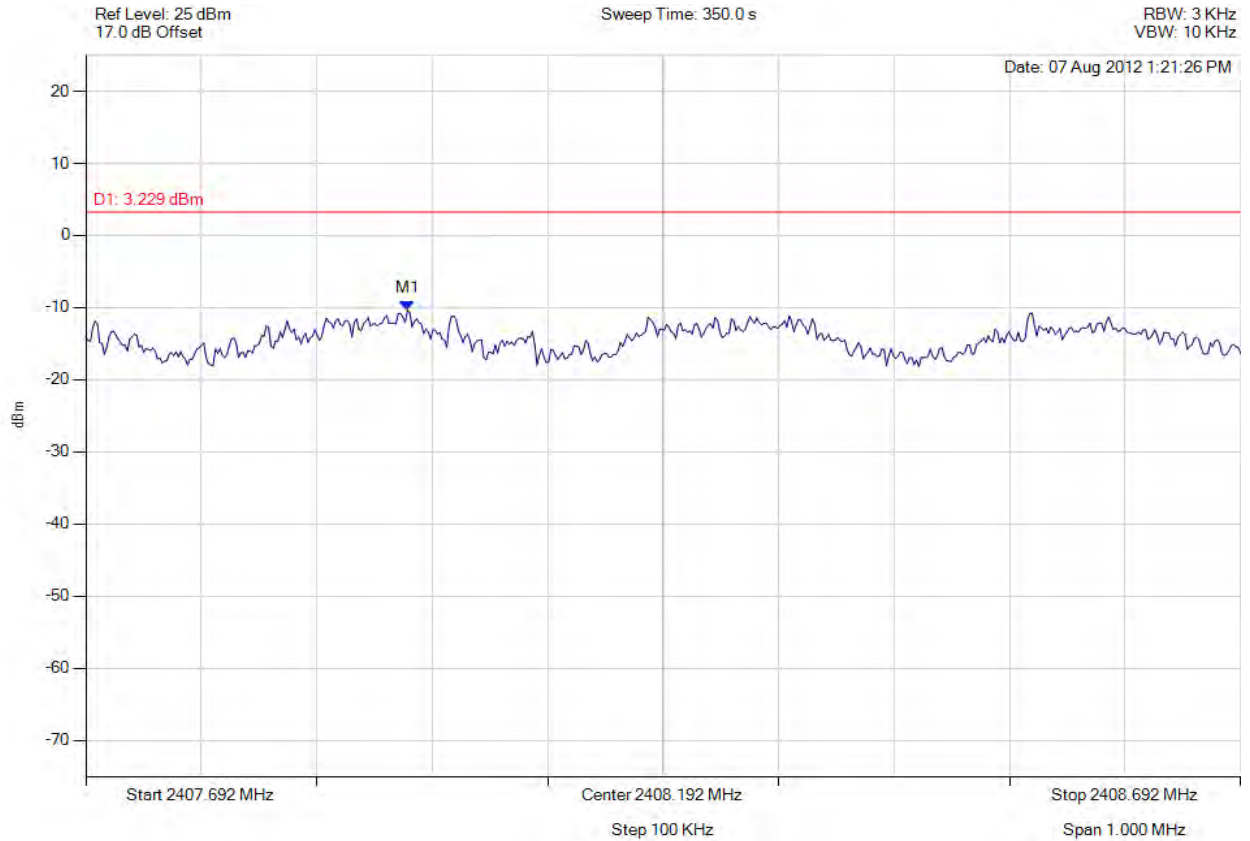


Title: AP0127450, AP0127460
To: FCC 47 CFR Part 15.247 & IC RSS-210
Serial #: RDWN14-U6 Rev A
Issue Date: 14th December 2012
Page: 311 of 457



power density

Variant: 802.11g, Channel: 2412.00 MHz, Chain B, Temp: Ambient, Voltage: 48.00 Vdc



Analyser Setup	Marker : Frequency : Amplitude	Test Results
Detector = MAX PEAK Sweep Count = 0 RF Atten (dB) = 20 Trace Mode = VIEW	M1 : 2407.971 MHz : -10.330 dBm	Limit: 3.229 dBm Margin: -13.56 dB

[Back to the Matrix](#)

This test report may be reproduced in full only. The document may only be updated by MiCOM Labs personnel. Any changes will be noted in the Document History section of the report.

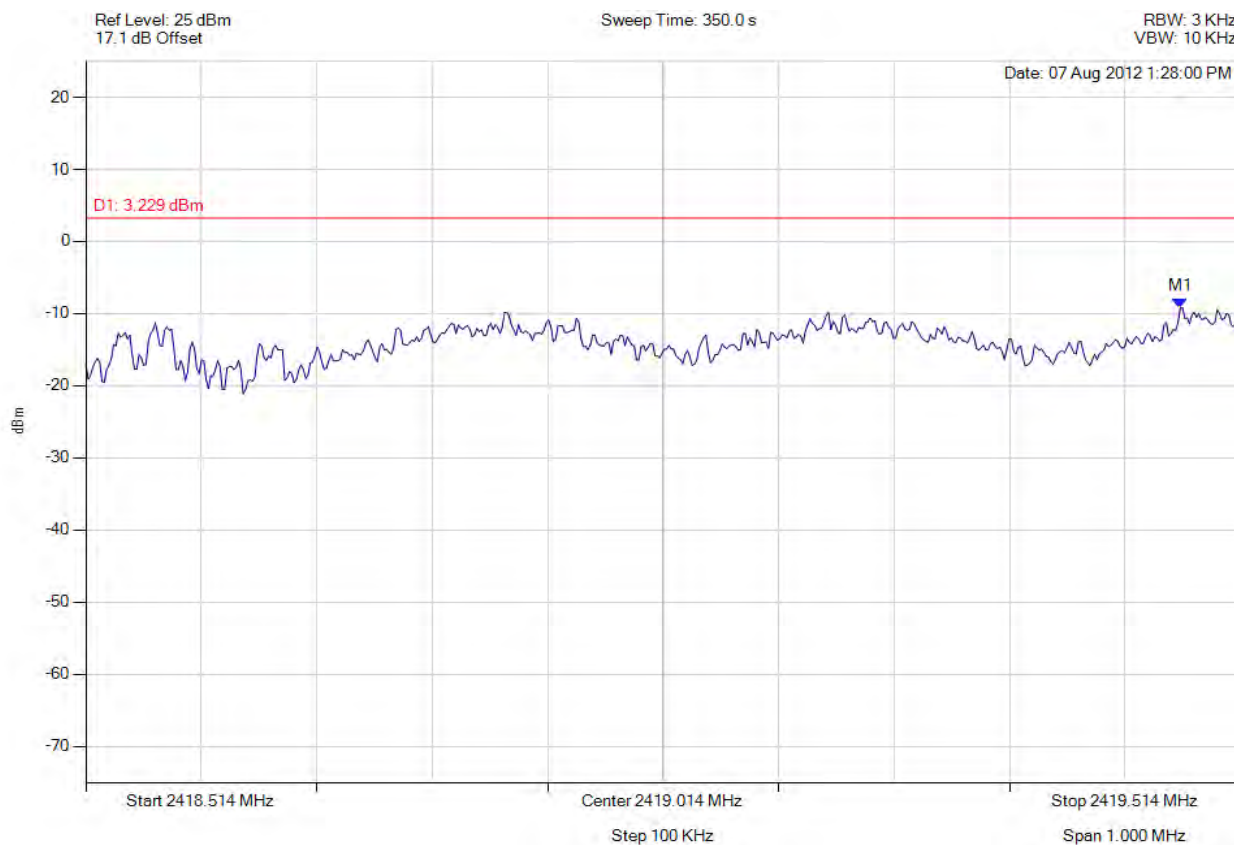


Title: AP0127450, AP0127460
To: FCC 47 CFR Part 15.247 & IC RSS-210
Serial #: RDWN14-U6 Rev A
Issue Date: 14th December 2012
Page: 312 of 457



power density

Variant: 802.11g, Channel: 2412.00 MHz, Chain C, Temp: Ambient, Voltage: 48.00 Vdc



Analyser Setup	Marker : Frequency : Amplitude	Test Results
Detector = MAX PEAK Sweep Count = 0 RF Atten (dB) = 20 Trace Mode = VIEW	M1 : 2419.462 MHz : -9.195 dBm	Limit: 3.229 dBm Margin: -12.42 dB

[Back to the Matrix](#)

This test report may be reproduced in full only. The document may only be updated by MiCOM Labs personnel. Any changes will be noted in the Document History section of the report.

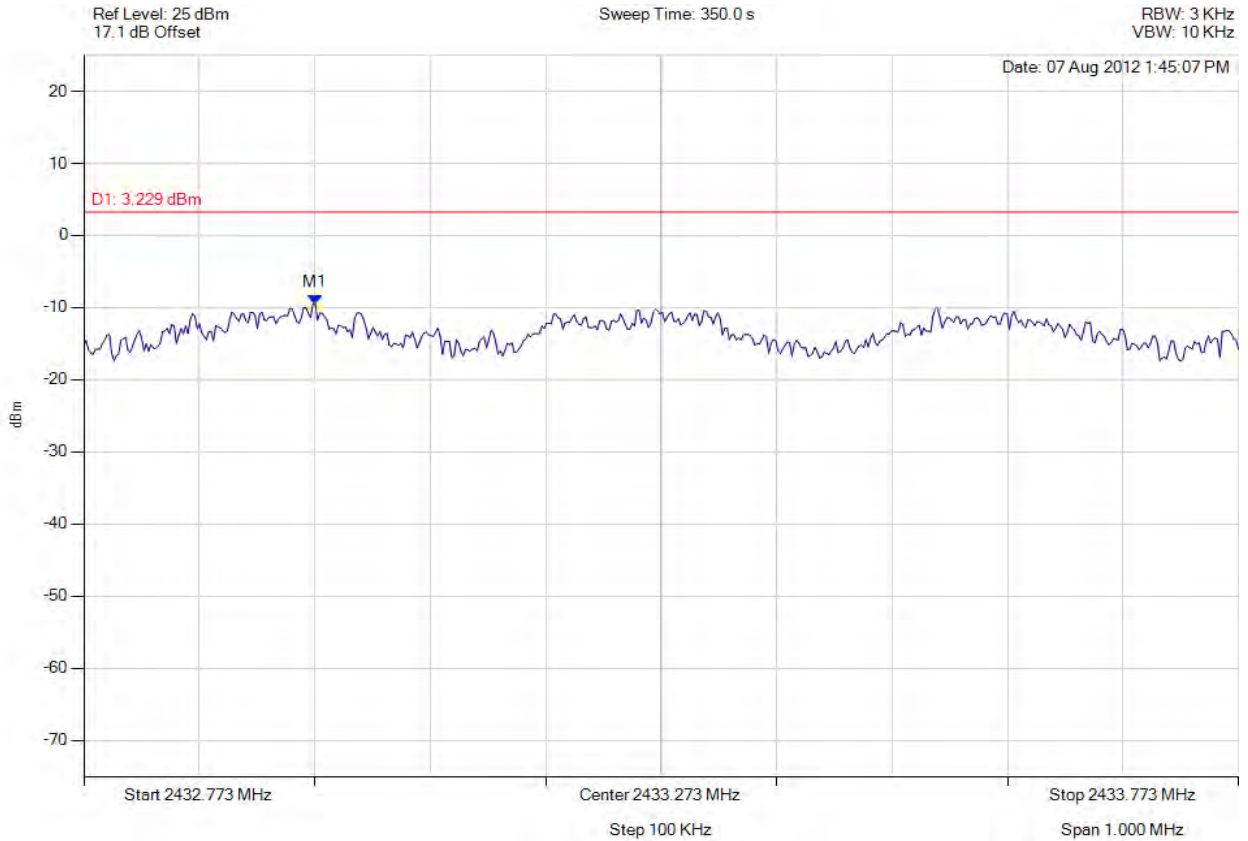


Title: AP0127450, AP0127460
To: FCC 47 CFR Part 15.247 & IC RSS-210
Serial #: RDWN14-U6 Rev A
Issue Date: 14th December 2012
Page: 313 of 457



power density

Variant: 802.11g, Channel: 2437.00 MHz, Chain A, Temp: Ambient, Voltage: 48.00 Vdc



Analyser Setup	Marker : Frequency : Amplitude	Test Results
Detector = MAX PEAK Sweep Count = 0 RF Atten (dB) = 20 Trace Mode = VIEW	M1 : 2432.973 MHz : -9.478 dBm	Limit: 3.229 dBm Margin: -12.71 dB

[Back to the Matrix](#)

This test report may be reproduced in full only. The document may only be updated by MiCOM Labs personnel. Any changes will be noted in the Document History section of the report.

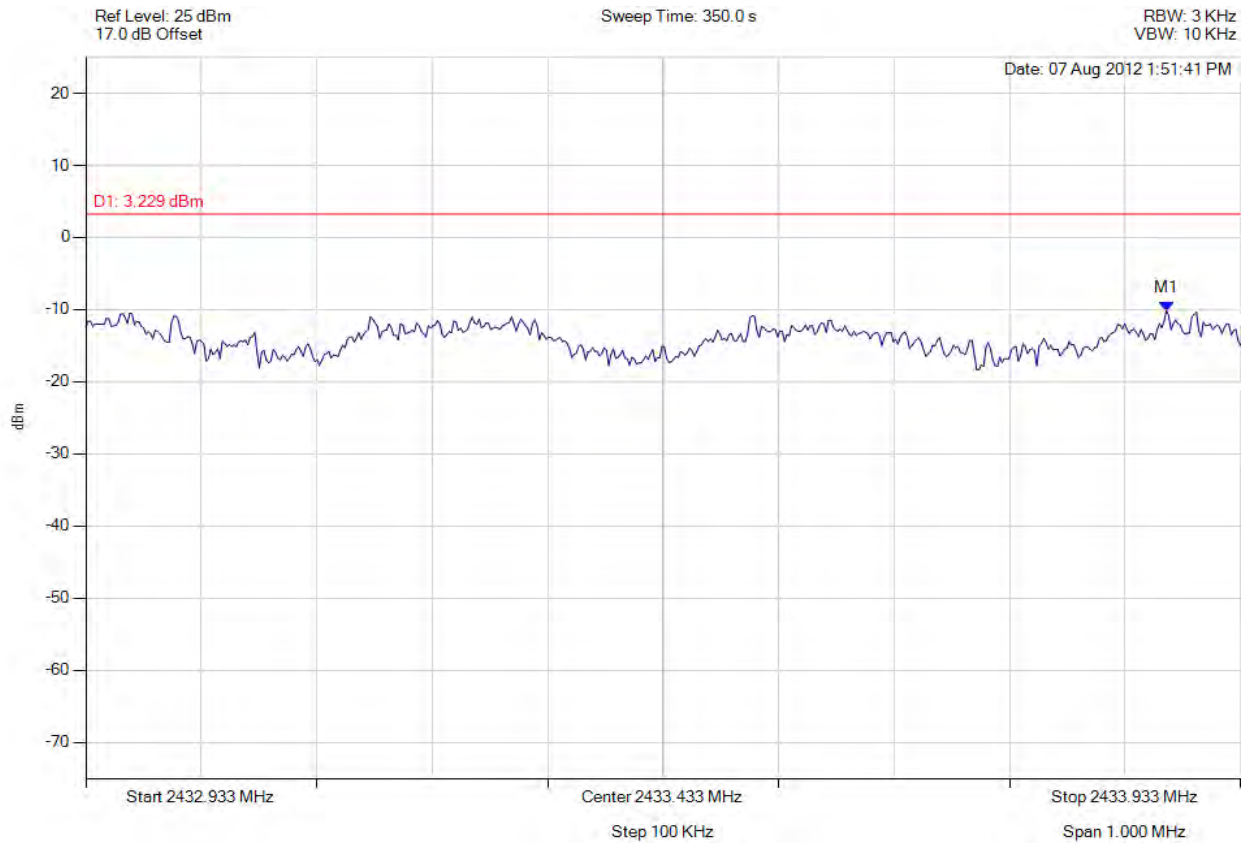


Title: AP0127450, AP0127460
To: FCC 47 CFR Part 15.247 & IC RSS-210
Serial #: RDWN14-U6 Rev A
Issue Date: 14th December 2012
Page: 314 of 457



power density

Variant: 802.11g, Channel: 2437.00 MHz, Chain B, Temp: Ambient, Voltage: 48.00 Vdc



Analyser Setup	Marker : Frequency : Amplitude	Test Results
Detector = MAX PEAK Sweep Count = 0 RF Atten (dB) = 20 Trace Mode = VIEW	M1 : 2433.869 MHz : -10.131 dBm	Limit: 3.229 dBm Margin: -13.36 dB

[Back to the Matrix](#)

This test report may be reproduced in full only. The document may only be updated by MiCOM Labs personnel. Any changes will be noted in the Document History section of the report.

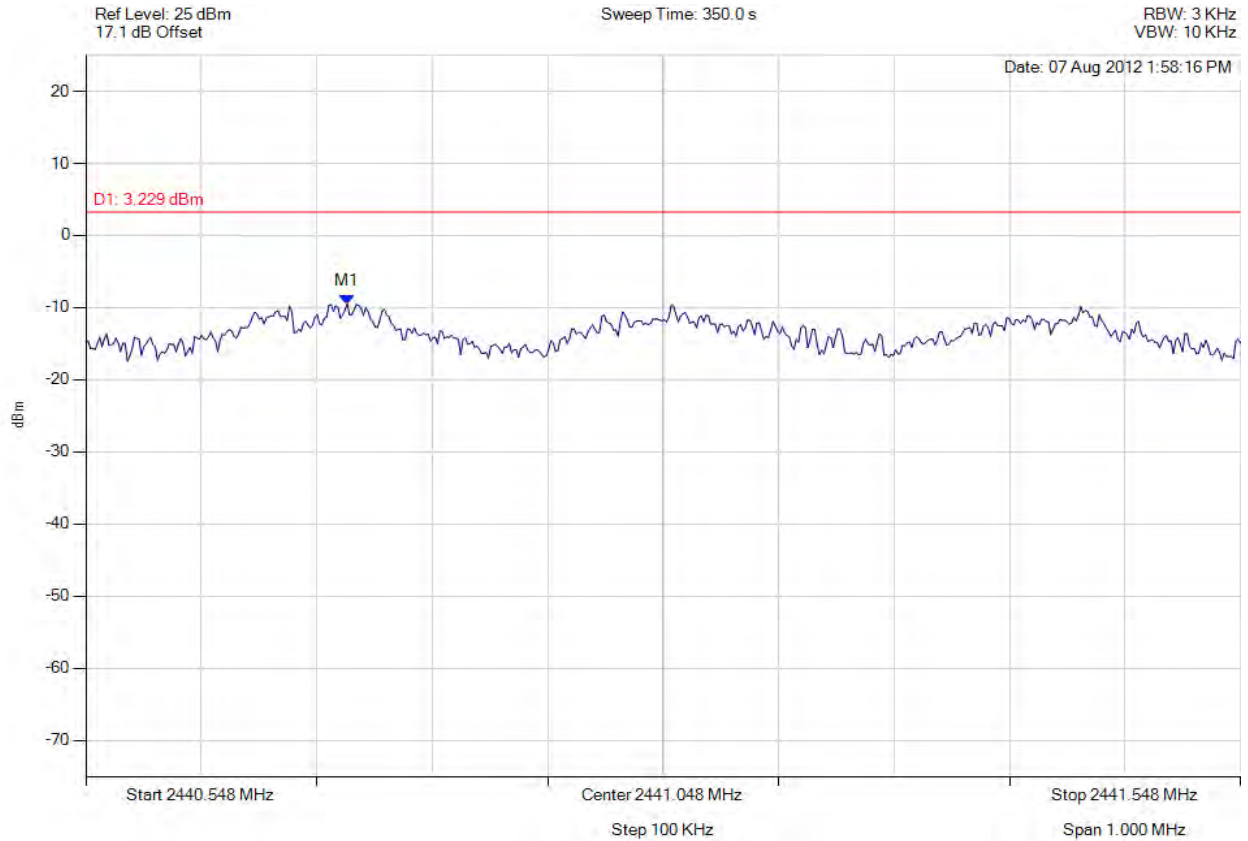


Title: AP0127450, AP0127460
To: FCC 47 CFR Part 15.247 & IC RSS-210
Serial #: RDWN14-U6 Rev A
Issue Date: 14th December 2012
Page: 315 of 457



power density

Variant: 802.11g, Channel: 2437.00 MHz, Chain C, Temp: Ambient, Voltage: 48.00 Vdc



Analyser Setup	Marker : Frequency : Amplitude	Test Results
Detector = MAX PEAK Sweep Count = 0 RF Atten (dB) = 20 Trace Mode = VIEW	M1 : 2440.775 MHz : -9.464 dBm	Limit: 3.229 dBm Margin: -12.69 dB

[Back to the Matrix](#)

This test report may be reproduced in full only. The document may only be updated by MiCOM Labs personnel. Any changes will be noted in the Document History section of the report.

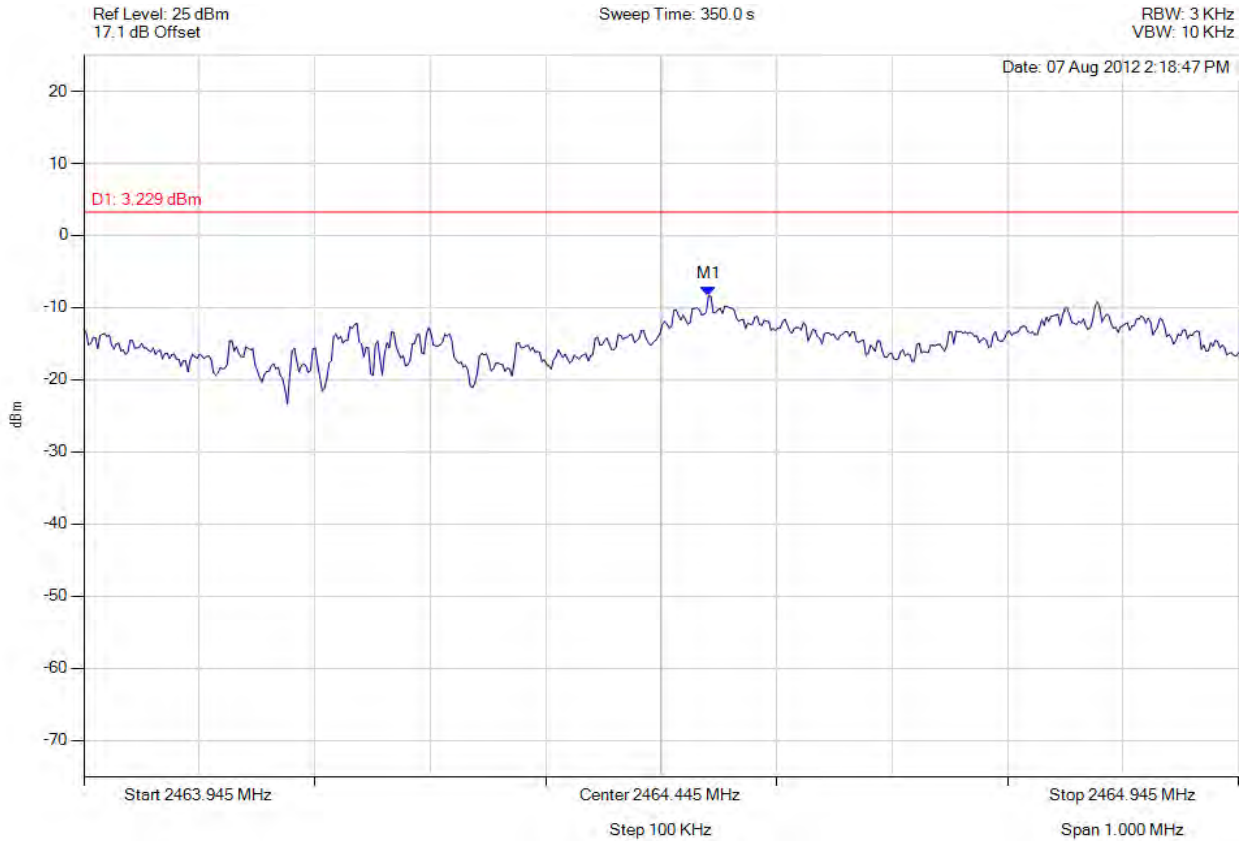


Title: AP0127450, AP0127460
To: FCC 47 CFR Part 15.247 & IC RSS-210
Serial #: RDWN14-U6 Rev A
Issue Date: 14th December 2012
Page: 316 of 457



power density

Variant: 802.11g, Channel: 2462.00 MHz, Chain A, Temp: Ambient, Voltage: 48.00 Vdc



Analyser Setup	Marker : Frequency : Amplitude	Test Results
Detector = MAX PEAK Sweep Count = 0 RF Atten (dB) = 20 Trace Mode = VIEW	M1 : 2464.486 MHz : -8.386 dBm	Limit: 3.229 dBm Margin: -11.61 dB

[Back to the Matrix](#)

This test report may be reproduced in full only. The document may only be updated by MiCOM Labs personnel. Any changes will be noted in the Document History section of the report.

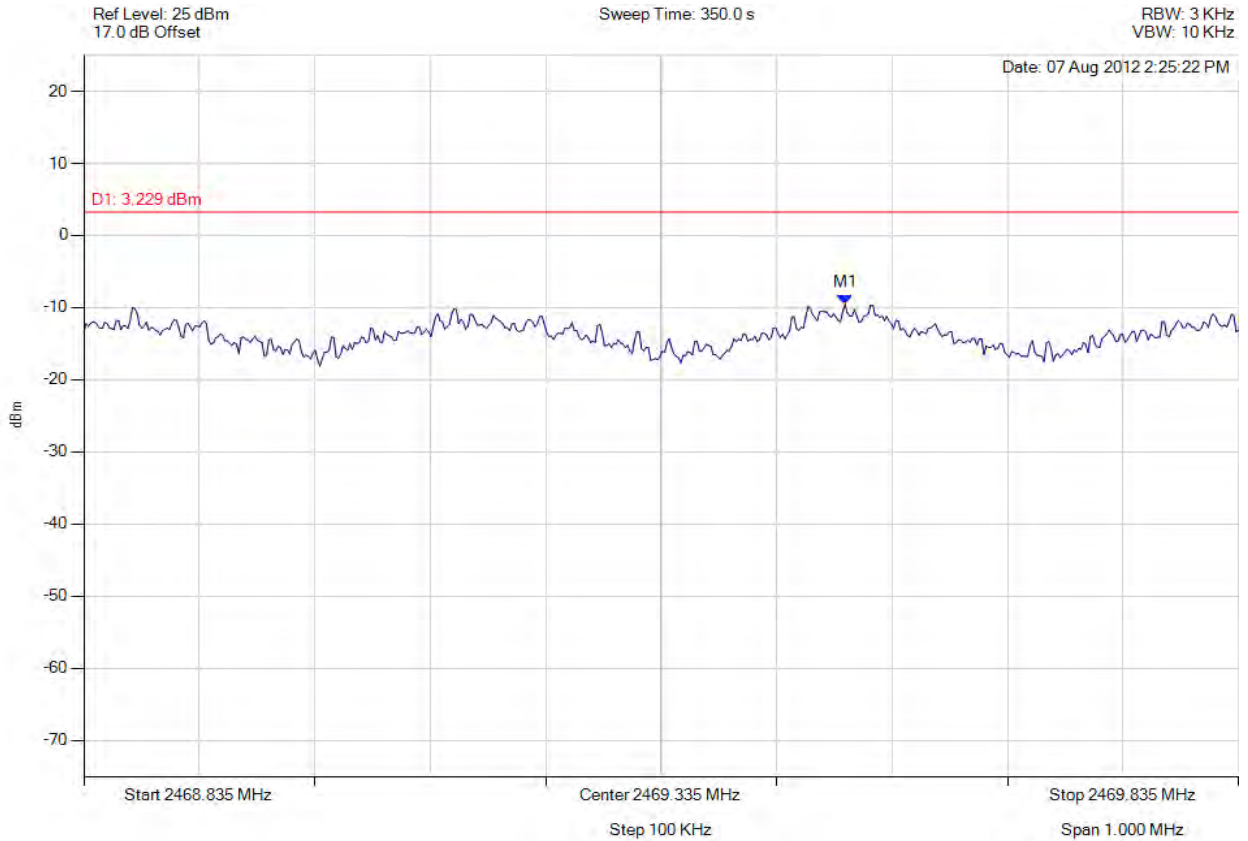


Title: AP0127450, AP0127460
To: FCC 47 CFR Part 15.247 & IC RSS-210
Serial #: RDWN14-U6 Rev A
Issue Date: 14th December 2012
Page: 317 of 457



power density

Variant: 802.11g, Channel: 2462.00 MHz, Chain B, Temp: Ambient, Voltage: 48.00 Vdc



Analyser Setup	Marker : Frequency : Amplitude	Test Results
Detector = MAX PEAK Sweep Count = 0 RF Atten (dB) = 20 Trace Mode = VIEW	M1 : 2469.494 MHz : -9.527 dBm	Limit: 3.229 dBm Margin: -12.76 dB

[Back to the Matrix](#)

This test report may be reproduced in full only. The document may only be updated by MiCOM Labs personnel. Any changes will be noted in the Document History section of the report.

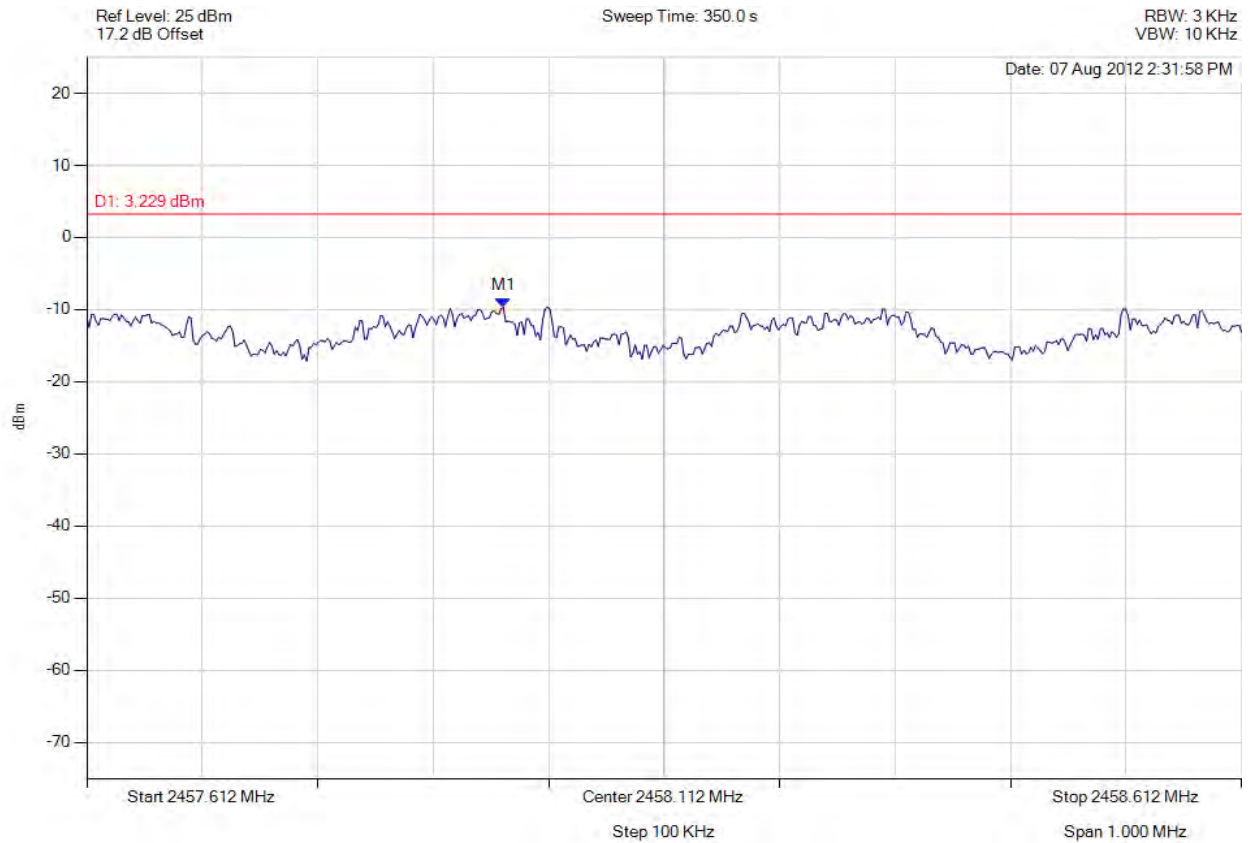


Title: AP0127450, AP0127460
To: FCC 47 CFR Part 15.247 & IC RSS-210
Serial #: RDWN14-U6 Rev A
Issue Date: 14th December 2012
Page: 318 of 457



power density

Variant: 802.11g, Channel: 2462.00 MHz, Chain C, Temp: Ambient, Voltage: 48.00 Vdc



Analyser Setup	Marker : Frequency : Amplitude	Test Results
Detector = MAX PEAK Sweep Count = 0 RF Atten (dB) = 20 Trace Mode = VIEW	M1 : 2457.973 MHz : -9.649 dBm	Limit: 3.229 dBm Margin: -12.88 dB

[Back to the Matrix](#)

This test report may be reproduced in full only. The document may only be updated by MiCOM Labs personnel. Any changes will be noted in the Document History section of the report.



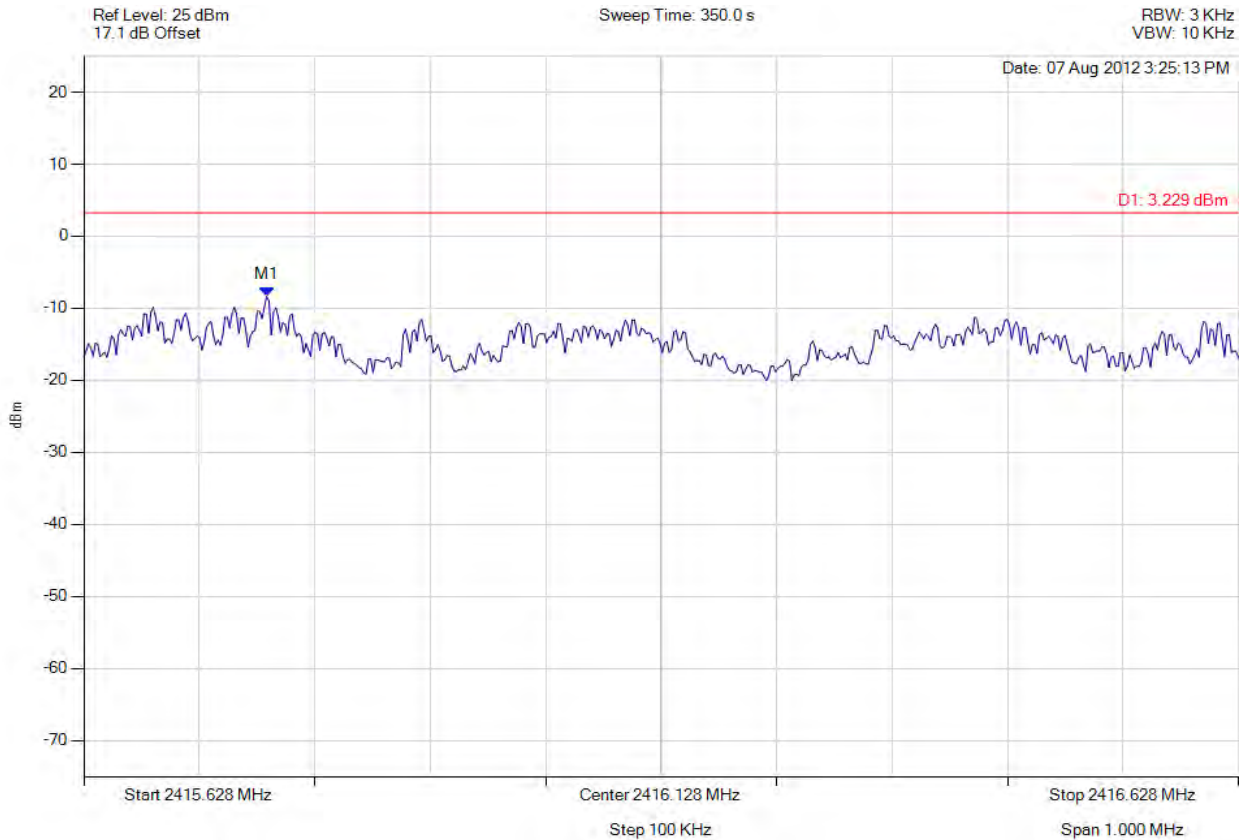
Title: AP0127450, AP0127460
To: FCC 47 CFR Part 15.247 & IC RSS-210
Serial #: RDWN14-U6 Rev A
Issue Date: 14th December 2012
Page: 319 of 457

3x3 802.11n HT-20



power density

Variant: 802.11n HT-20, Channel: 2412.00 MHz, Chain A, Temp: Ambient, Voltage: 48.00 Vdc



Analyser Setup	Marker : Frequency : Amplitude	Test Results
Detector = MAX PEAK Sweep Count = 0 RF Atten (dB) = 20 Trace Mode = VIEW	M1 : 2415.787 MHz : -8.357 dBm	Limit: 3.229 dBm Margin: -11.59 dB

[Back to the Matrix](#)

This test report may be reproduced in full only. The document may only be updated by MiCOM Labs personnel. Any changes will be noted in the Document History section of the report.

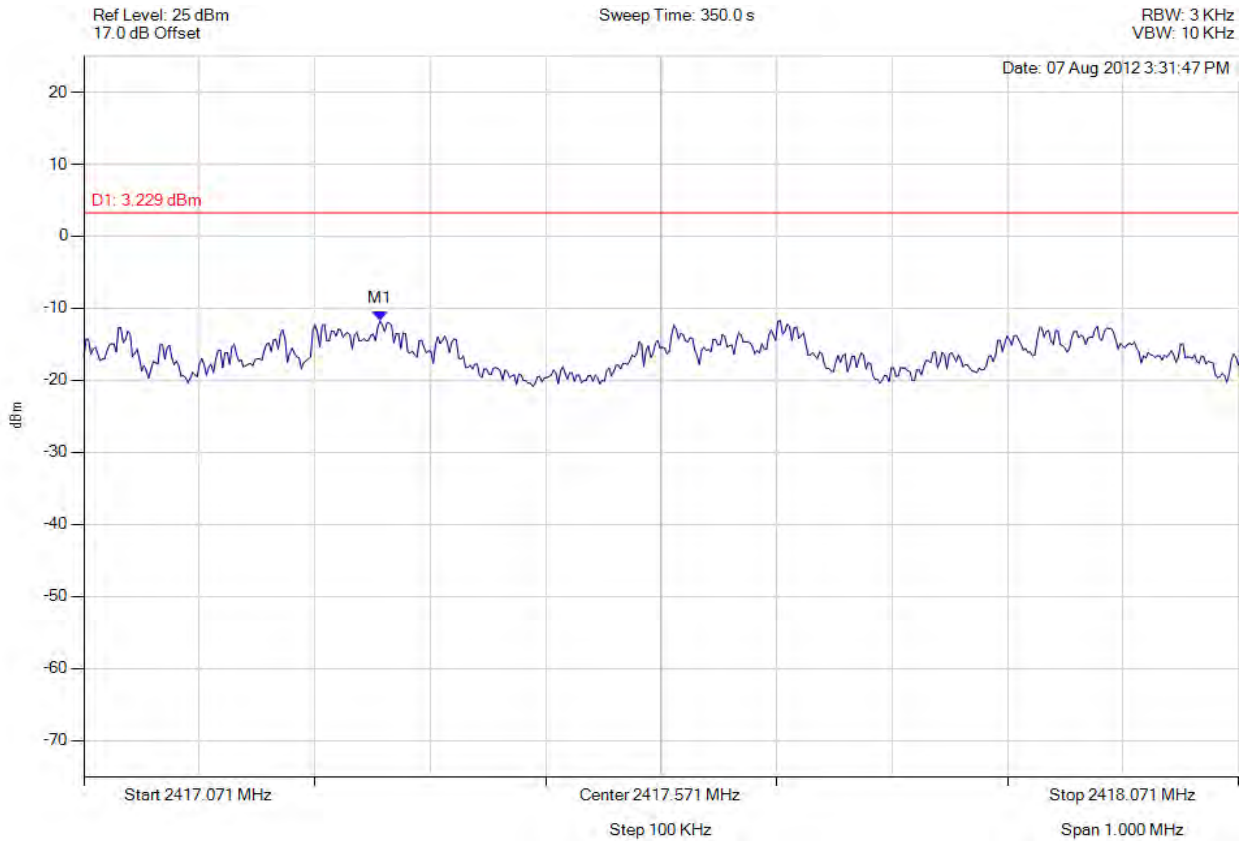


Title: AP0127450, AP0127460
To: FCC 47 CFR Part 15.247 & IC RSS-210
Serial #: RDWN14-U6 Rev A
Issue Date: 14th December 2012
Page: 320 of 457



power density

Variant: 802.11n HT-20, Channel: 2412.00 MHz, Chain B, Temp: Ambient, Voltage: 48.00 Vdc



Analyser Setup	Marker : Frequency : Amplitude	Test Results
Detector = MAX PEAK Sweep Count = 0 RF Atten (dB) = 20 Trace Mode = VIEW	M1 : 2417.328 MHz : -11.729 dBm	Limit: 3.229 dBm Margin: -14.96 dB

[Back to the Matrix](#)

This test report may be reproduced in full only. The document may only be updated by MiCOM Labs personnel. Any changes will be noted in the Document History section of the report.

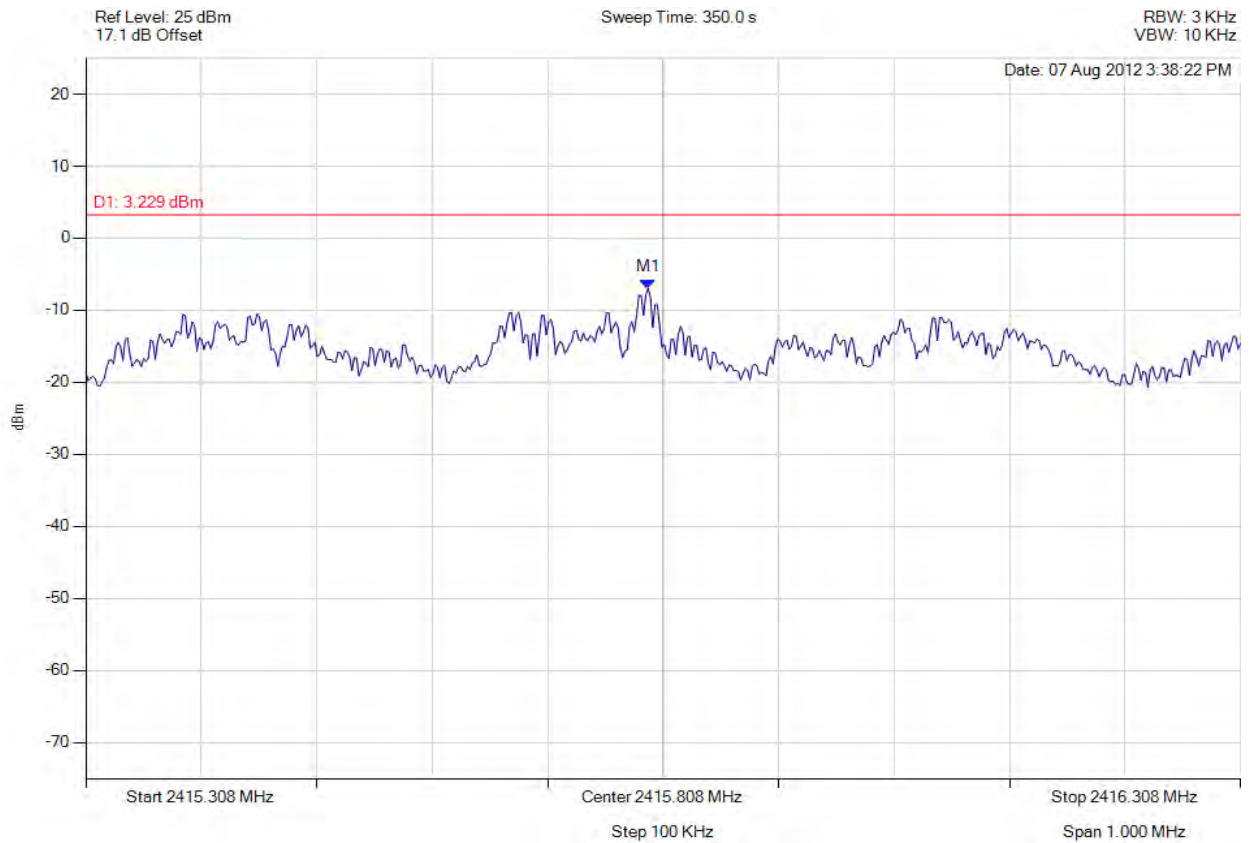


Title: AP0127450, AP0127460
To: FCC 47 CFR Part 15.247 & IC RSS-210
Serial #: RDWN14-U6 Rev A
Issue Date: 14th December 2012
Page: 321 of 457



power density

Variant: 802.11n HT-20, Channel: 2412.00 MHz, Chain C, Temp: Ambient, Voltage: 48.00 Vdc



Analyser Setup	Marker : Frequency : Amplitude	Test Results
Detector = MAX PEAK Sweep Count = 0 RF Atten (dB) = 20 Trace Mode = VIEW	M1 : 2415.795 MHz : -6.987 dBm	Limit: 3.229 dBm Margin: -10.22 dB

[Back to the Matrix](#)

This test report may be reproduced in full only. The document may only be updated by MiCOM Labs personnel. Any changes will be noted in the Document History section of the report.

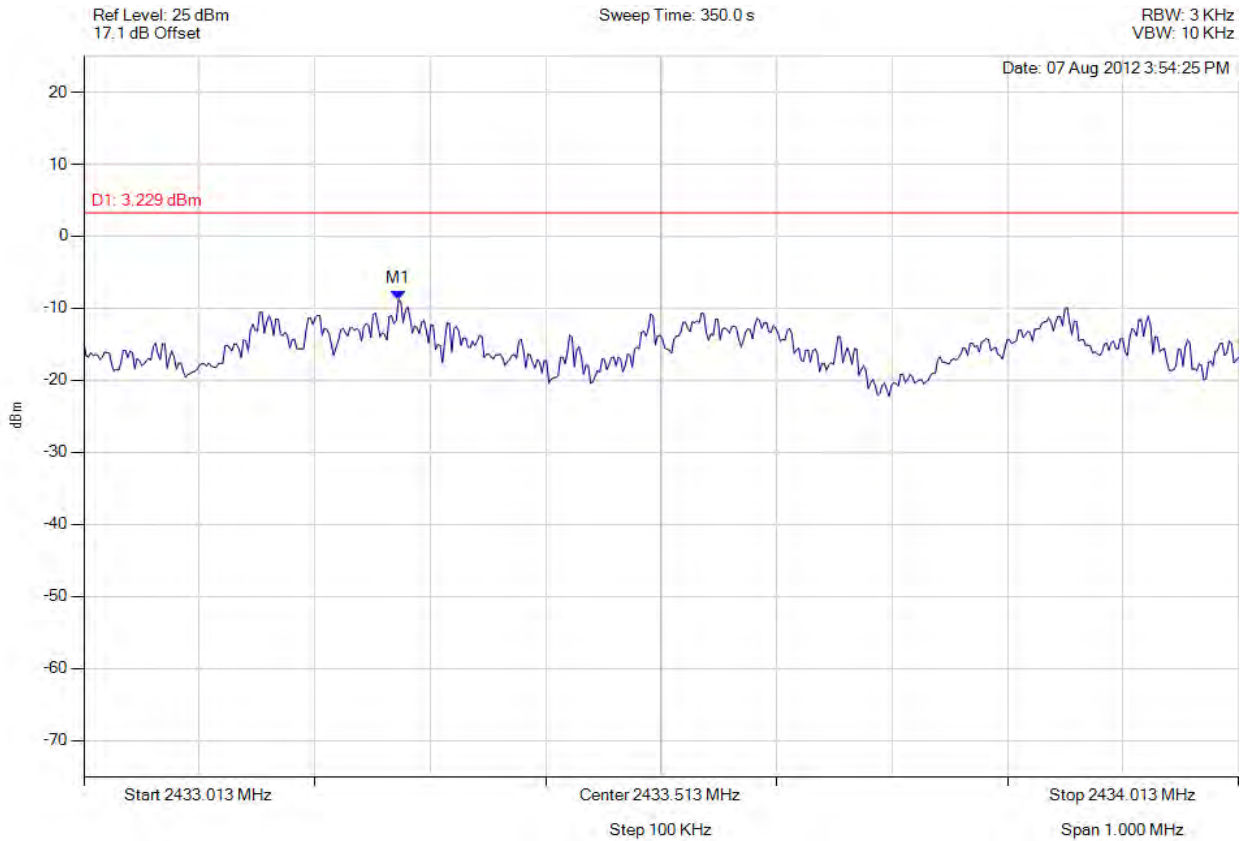


Title: AP0127450, AP0127460
To: FCC 47 CFR Part 15.247 & IC RSS-210
Serial #: RDWN14-U6 Rev A
Issue Date: 14th December 2012
Page: 322 of 457



power density

Variant: 802.11n HT-20, Channel: 2437.00 MHz, Chain A, Temp: Ambient, Voltage: 48.00 Vdc



Analyser Setup	Marker : Frequency : Amplitude	Test Results
Detector = MAX PEAK Sweep Count = 0 RF Atten (dB) = 20 Trace Mode = VIEW	M1 : 2433.286 MHz : -8.882 dBm	Limit: 3.229 dBm Margin: -12.11 dB

[Back to the Matrix](#)

This test report may be reproduced in full only. The document may only be updated by MiCOM Labs personnel. Any changes will be noted in the Document History section of the report.

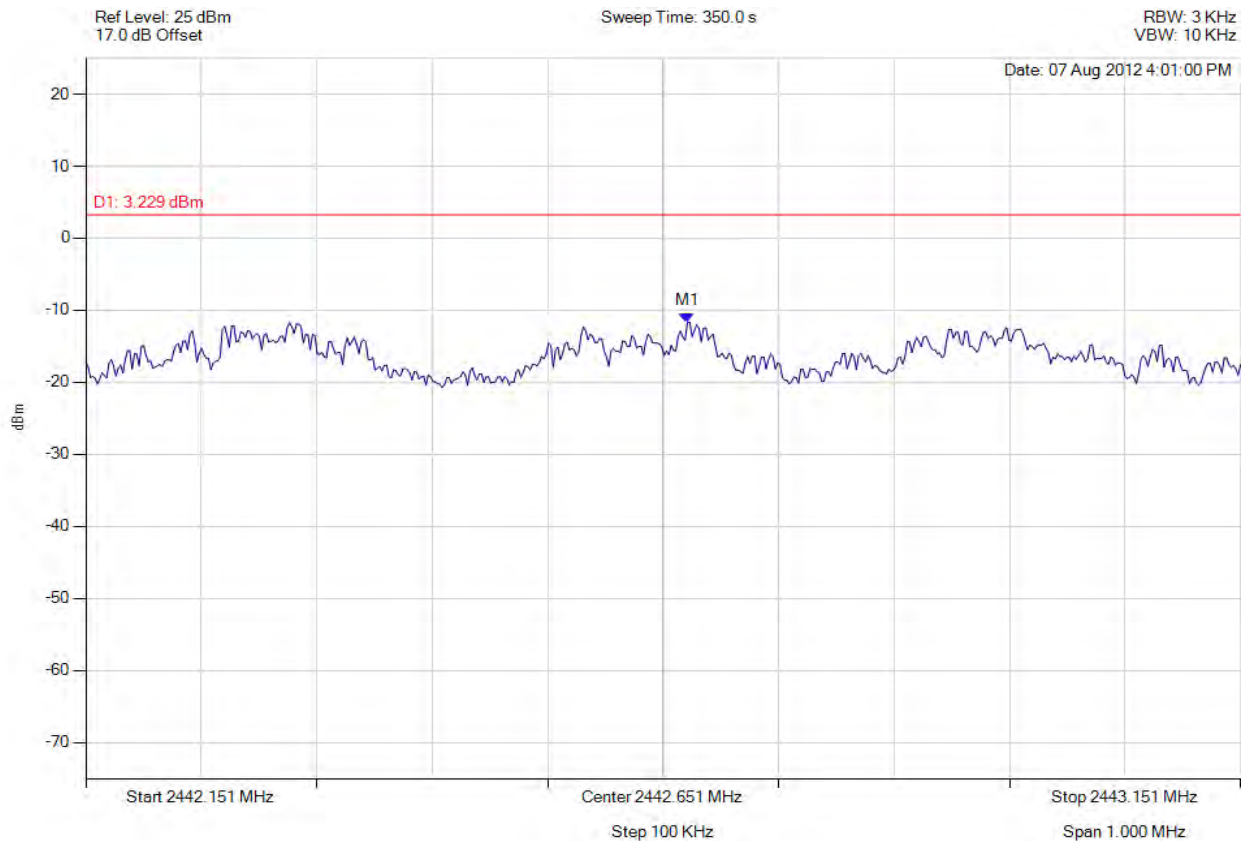


Title: AP0127450, AP0127460
To: FCC 47 CFR Part 15.247 & IC RSS-210
Serial #: RDWN14-U6 Rev A
Issue Date: 14th December 2012
Page: 323 of 457



power density

Variant: 802.11n HT-20, Channel: 2437.00 MHz, Chain B, Temp: Ambient, Voltage: 48.00 Vdc



Analyser Setup	Marker : Frequency : Amplitude	Test Results
Detector = MAX PEAK Sweep Count = 0 RF Atten (dB) = 20 Trace Mode = VIEW	M1 : 2442.672 MHz : -11.648 dBm	Limit: 3.229 dBm Margin: -14.88 dB

[Back to the Matrix](#)

This test report may be reproduced in full only. The document may only be updated by MiCOM Labs personnel. Any changes will be noted in the Document History section of the report.

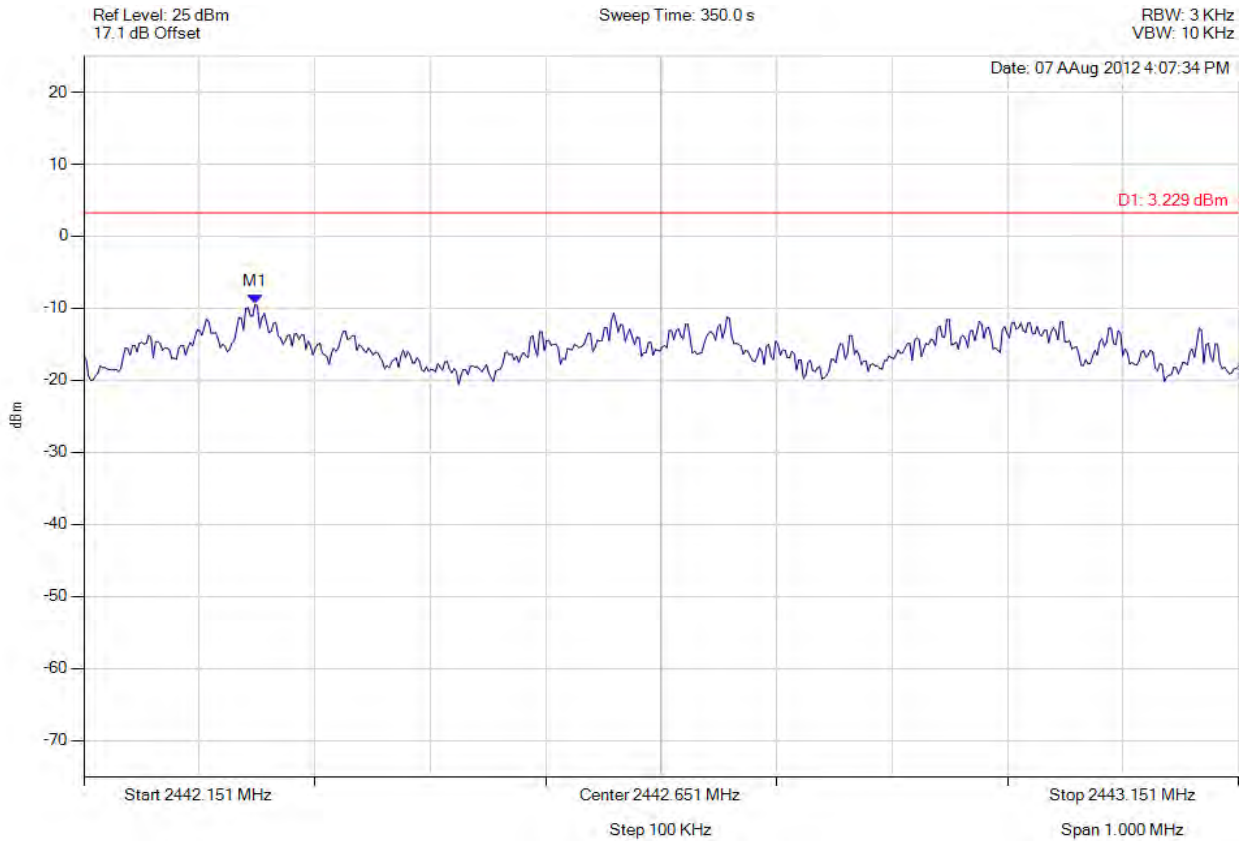


Title: AP0127450, AP0127460
To: FCC 47 CFR Part 15.247 & IC RSS-210
Serial #: RDWN14-U6 Rev A
Issue Date: 14th December 2012
Page: 324 of 457



power density

Variant: 802.11n HT-20, Channel: 2437.00 MHz, Chain C, Temp: Ambient, Voltage: 48.00 Vdc



Analyser Setup	Marker : Frequency : Amplitude	Test Results
Detector = MAX PEAK Sweep Count = 0 RF Atten (dB) = 20 Trace Mode = VIEW	M1 : 2442.300 MHz : -9.444 dBm	Limit: 3.229 dBm Margin: -12.67 dB

[Back to the Matrix](#)

This test report may be reproduced in full only. The document may only be updated by MiCOM Labs personnel. Any changes will be noted in the Document History section of the report.

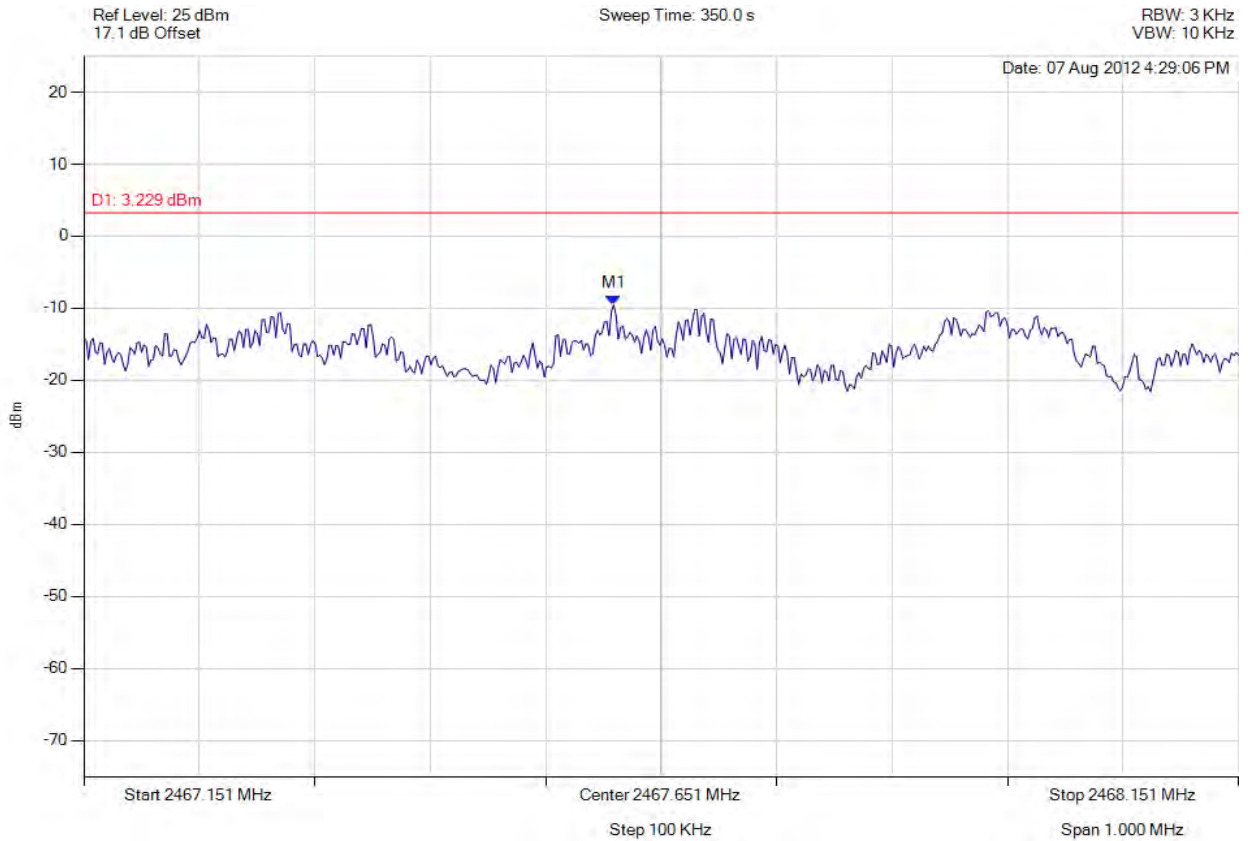


Title: AP0127450, AP0127460
To: FCC 47 CFR Part 15.247 & IC RSS-210
Serial #: RDWN14-U6 Rev A
Issue Date: 14th December 2012
Page: 325 of 457



power density

Variant: 802.11n HT-20, Channel: 2462.00 MHz, Chain A, Temp: Ambient, Voltage: 48.00 Vdc



Analyser Setup	Marker : Frequency : Amplitude	Test Results
Detector = MAX PEAK Sweep Count = 0 RF Atten (dB) = 20 Trace Mode = VIEW	M1 : 2467.610 MHz : -9.553 dBm	Limit: 3.229 dBm Margin: -12.78 dB

[Back to the Matrix](#)

This test report may be reproduced in full only. The document may only be updated by MiCOM Labs personnel. Any changes will be noted in the Document History section of the report.

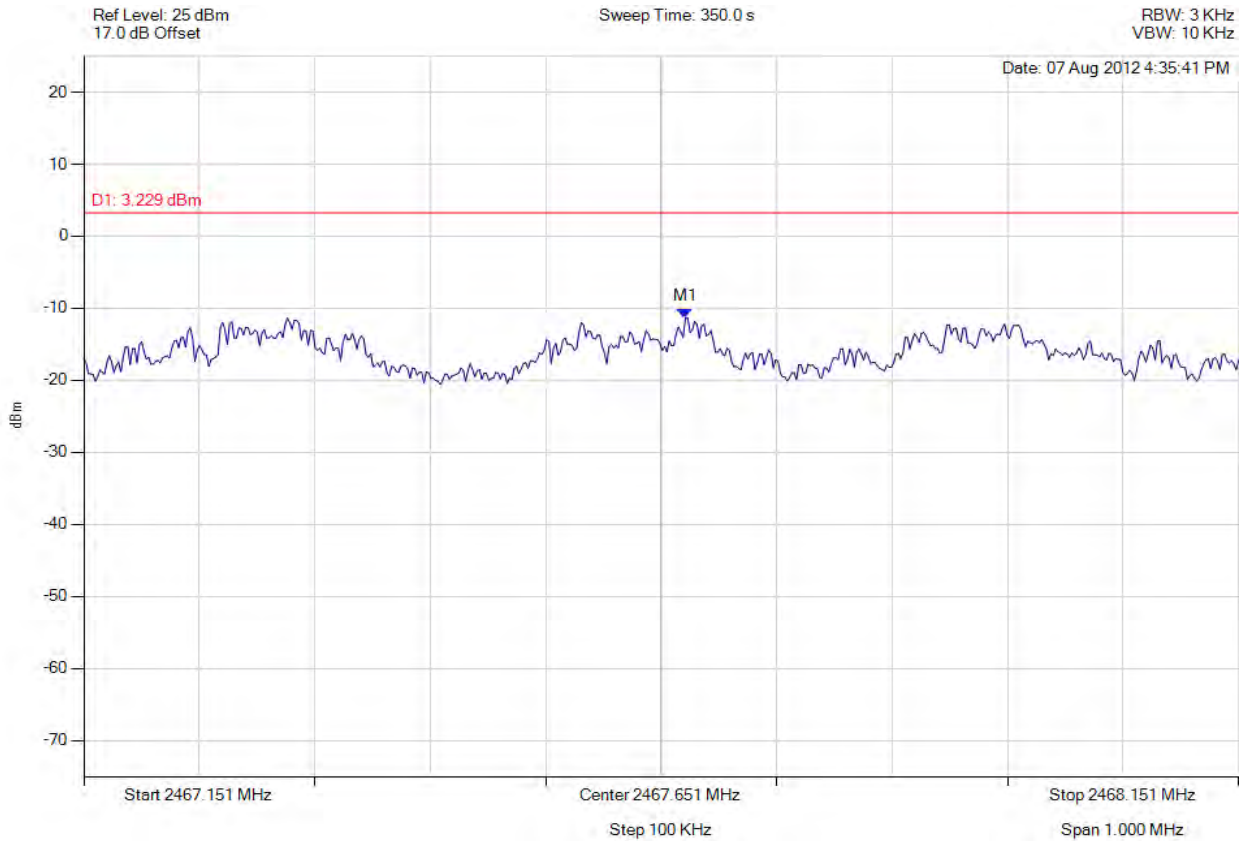


Title: AP0127450, AP0127460
To: FCC 47 CFR Part 15.247 & IC RSS-210
Serial #: RDWN14-U6 Rev A
Issue Date: 14th December 2012
Page: 326 of 457



power density

Variant: 802.11n HT-20, Channel: 2462.00 MHz, Chain B, Temp: Ambient, Voltage: 48.00 Vdc



Analyser Setup	Marker : Frequency : Amplitude	Test Results
Detector = MAX PEAK Sweep Count = 0 RF Atten (dB) = 20 Trace Mode = VIEW	M1 : 2467.672 MHz : -11.349 dBm	Limit: 3.229 dBm Margin: -14.58 dB

[Back to the Matrix](#)

This test report may be reproduced in full only. The document may only be updated by MiCOM Labs personnel. Any changes will be noted in the Document History section of the report.

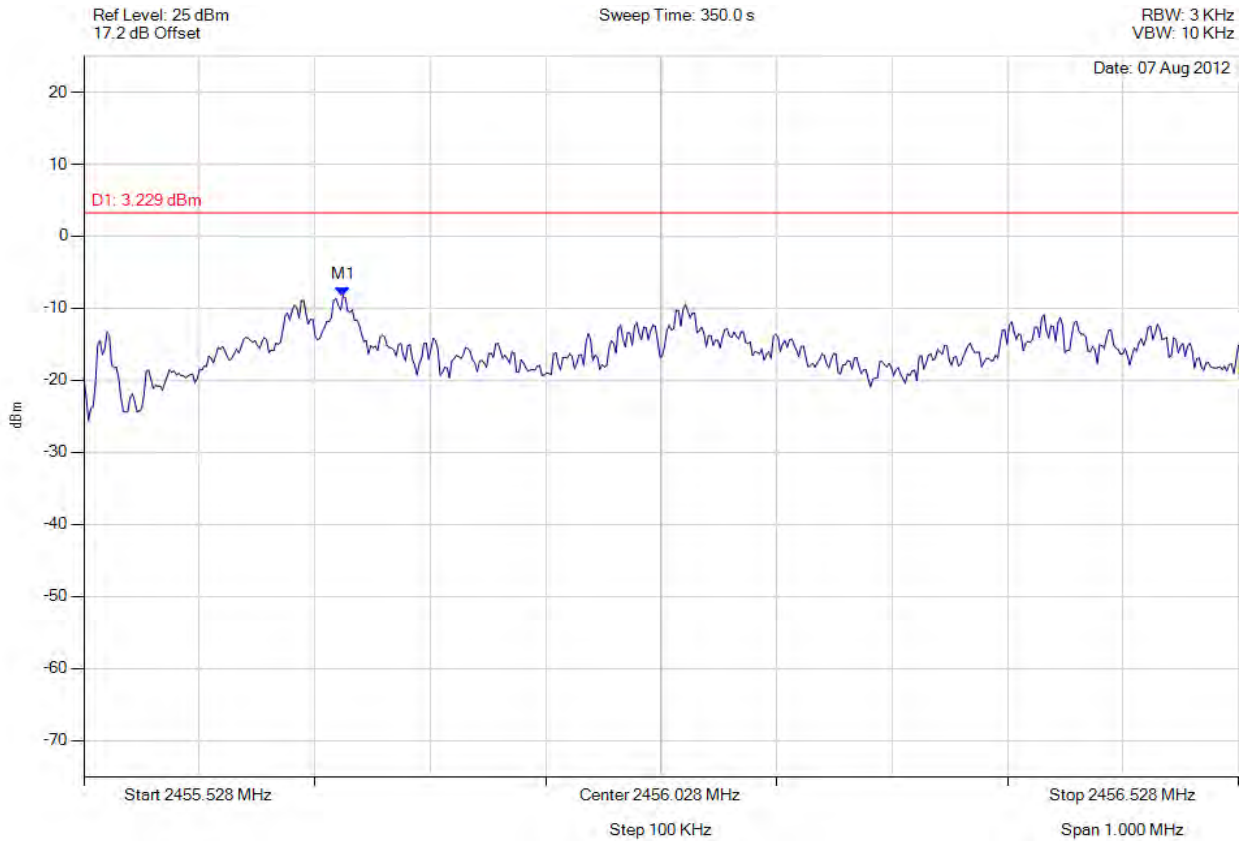


Title: AP0127450, AP0127460
To: FCC 47 CFR Part 15.247 & IC RSS-210
Serial #: RDWN14-U6 Rev A
Issue Date: 14th December 2012
Page: 327 of 457



power density

Variant: 802.11n HT-20, Channel: 2462.00 MHz, Chain C, Temp: Ambient, Voltage: 48.00 Vdc



Analyser Setup	Marker : Frequency : Amplitude	Test Results
Detector = MAX PEAK Sweep Count = 0 RF Atten (dB) = 20 Trace Mode = VIEW	M1 : 2455.753 MHz : -8.303 dBm	Limit: 3.229 dBm Margin: -11.53 dB

[Back to the Matrix](#)

This test report may be reproduced in full only. The document may only be updated by MiCOM Labs personnel. Any changes will be noted in the Document History section of the report.



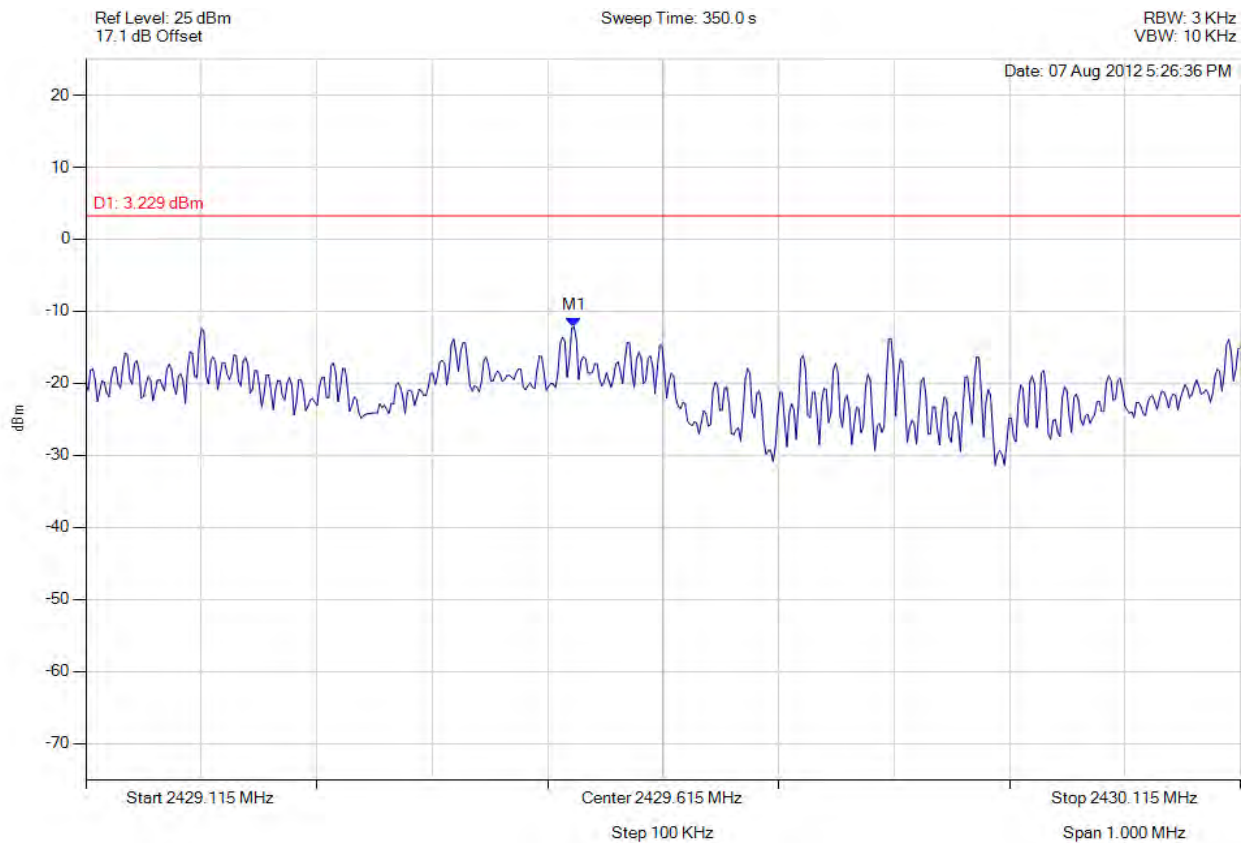
Title: AP0127450, AP0127460
To: FCC 47 CFR Part 15.247 & IC RSS-210
Serial #: RDWN14-U6 Rev A
Issue Date: 14th December 2012
Page: 328 of 457

3x3 802.11n HT-40



power density

Variant: 802.11n HT-40, Channel: 2422.00 MHz, Chain A, Temp: Ambient, Voltage: 48.00 Vdc



Analyser Setup	Marker : Frequency : Amplitude	Test Results
Detector = MAX PEAK Sweep Count = 0 RF Atten (dB) = 20 Trace Mode = VIEW	M1 : 2429.538 MHz : -12.159 dBm	Limit: 3.229 dBm Margin: -15.39 dB

[Back to the Matrix](#)

This test report may be reproduced in full only. The document may only be updated by MiCOM Labs personnel. Any changes will be noted in the Document History section of the report.

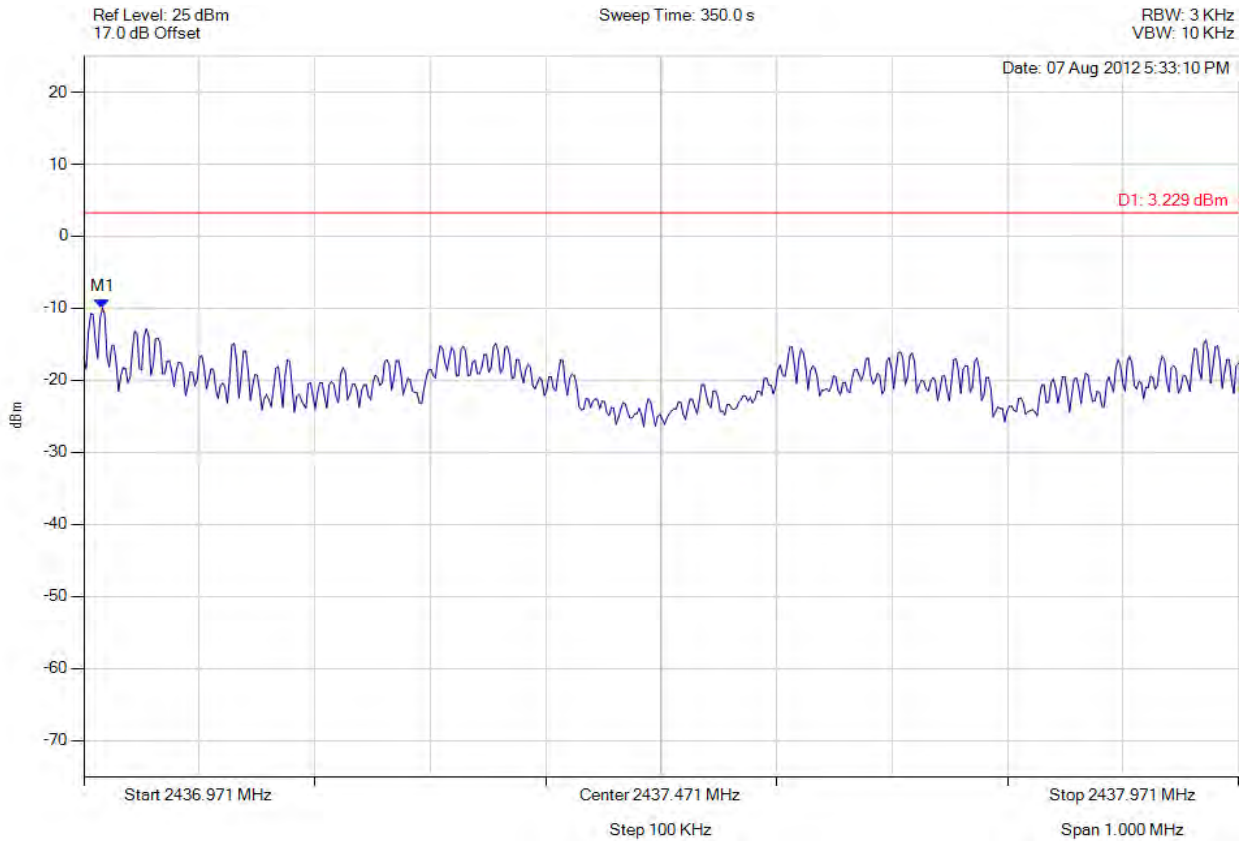


Title: AP0127450, AP0127460
To: FCC 47 CFR Part 15.247 & IC RSS-210
Serial #: RDWN14-U6 Rev A
Issue Date: 14th December 2012
Page: 329 of 457



power density

Variant: 802.11n HT-40, Channel: 2422.00 MHz, Chain B, Temp: Ambient, Voltage: 48.00 Vdc



Analyser Setup	Marker : Frequency : Amplitude	Test Results
Detector = MAX PEAK Sweep Count = 0 RF Atten (dB) = 20 Trace Mode = VIEW	M1 : 2436.987 MHz : -10.017 dBm	Limit: 3.229 dBm Margin: -13.25 dB

[Back to the Matrix](#)

This test report may be reproduced in full only. The document may only be updated by MiCOM Labs personnel. Any changes will be noted in the Document History section of the report.

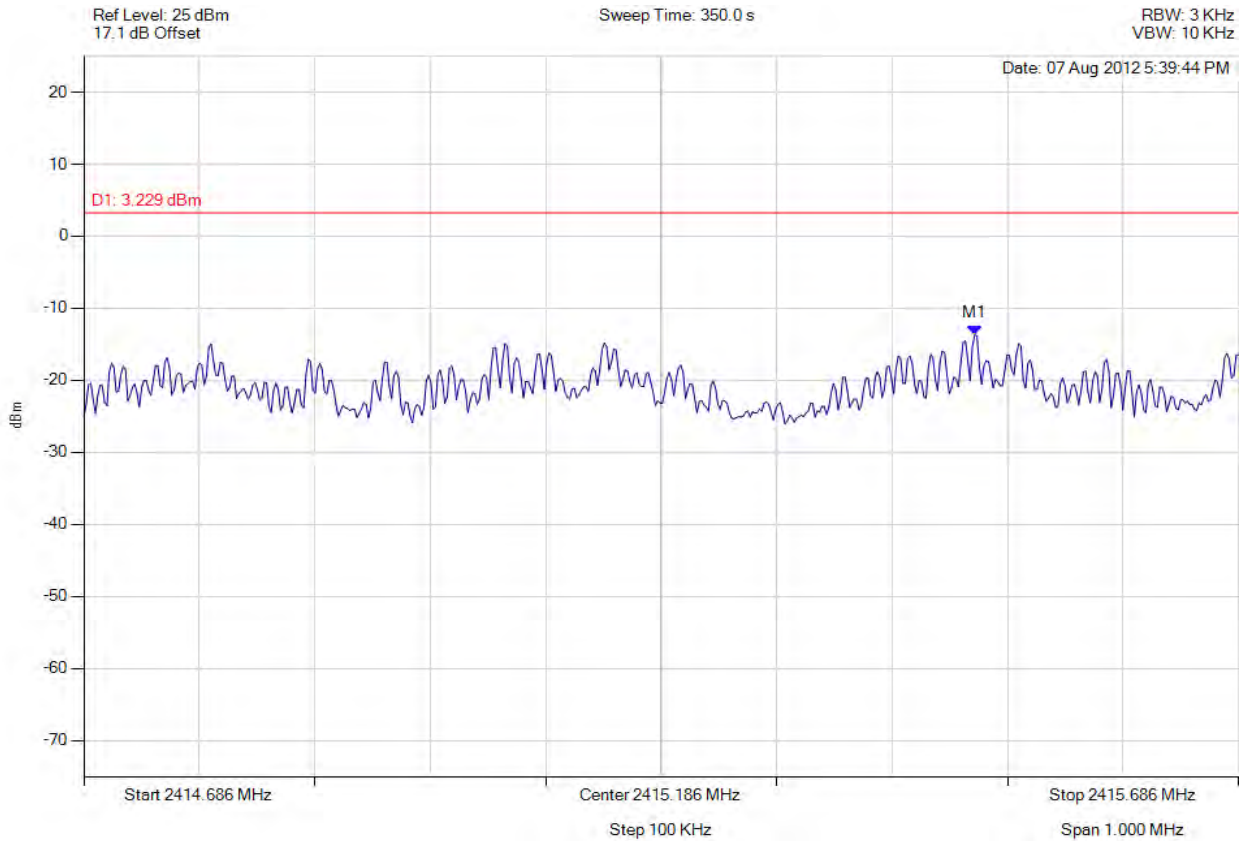


Title: AP0127450, AP0127460
To: FCC 47 CFR Part 15.247 & IC RSS-210
Serial #: RDWN14-U6 Rev A
Issue Date: 14th December 2012
Page: 330 of 457



power density

Variant: 802.11n HT-40, Channel: 2422.00 MHz, Chain C, Temp: Ambient, Voltage: 48.00 Vdc



Analyser Setup	Marker : Frequency : Amplitude	Test Results
Detector = MAX PEAK Sweep Count = 0 RF Atten (dB) = 20 Trace Mode = VIEW	M1 : 2415.458 MHz : -13.678 dBm	Limit: 3.229 dBm Margin: -16.91 dB

[Back to the Matrix](#)

This test report may be reproduced in full only. The document may only be updated by MiCOM Labs personnel. Any changes will be noted in the Document History section of the report.

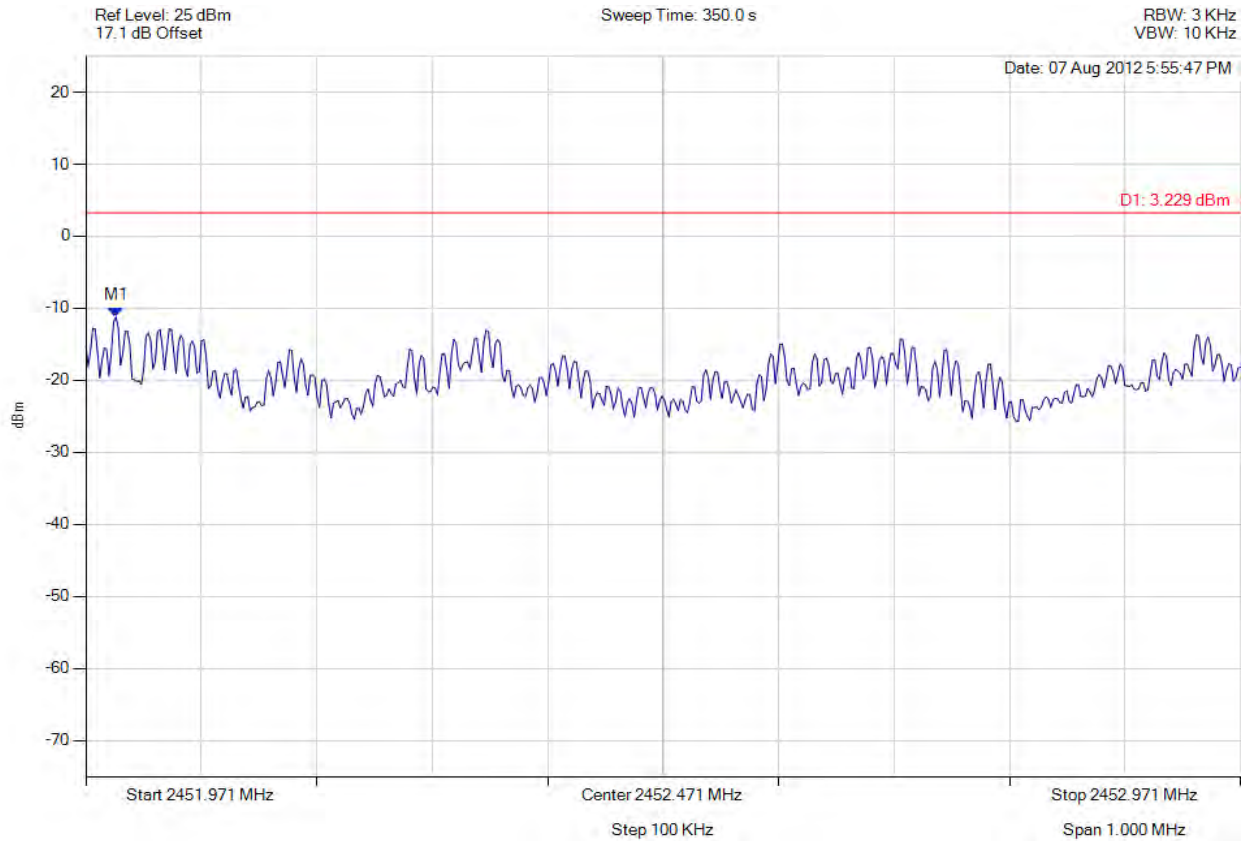


Title: AP0127450, AP0127460
To: FCC 47 CFR Part 15.247 & IC RSS-210
Serial #: RDWN14-U6 Rev A
Issue Date: 14th December 2012
Page: 331 of 457



power density

Variant: 802.11n HT-40, Channel: 2437.00 MHz, Chain A, Temp: Ambient, Voltage: 48.00 Vdc



Analyser Setup	Marker : Frequency : Amplitude	Test Results
Detector = MAX PEAK Sweep Count = 0 RF Atten (dB) = 20 Trace Mode = VIEW	M1 : 2451.997 MHz : -11.233 dBm	Limit: 3.229 dBm Margin: -14.46 dB

[Back to the Matrix](#)

This test report may be reproduced in full only. The document may only be updated by MiCOM Labs personnel. Any changes will be noted in the Document History section of the report.

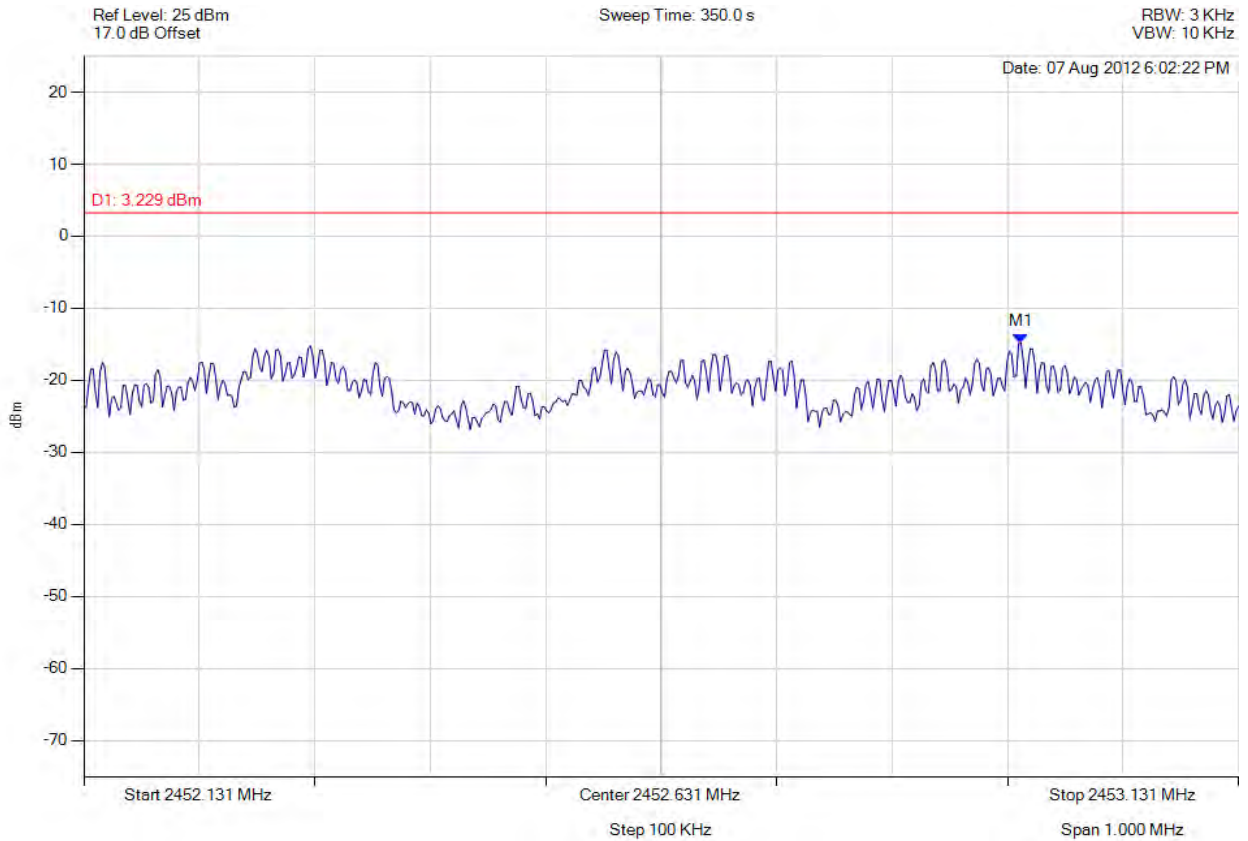


Title: AP0127450, AP0127460
To: FCC 47 CFR Part 15.247 & IC RSS-210
Serial #: RDWN14-U6 Rev A
Issue Date: 14th December 2012
Page: 332 of 457



power density

Variant: 802.11n HT-40, Channel: 2437.00 MHz, Chain B, Temp: Ambient, Voltage: 48.00 Vdc



Analyser Setup	Marker : Frequency : Amplitude	Test Results
Detector = MAX PEAK Sweep Count = 0 RF Atten (dB) = 20 Trace Mode = VIEW	M1 : 2452.943 MHz : -14.821 dBm	Limit: 3.229 dBm Margin: -18.05 dB

[Back to the Matrix](#)

This test report may be reproduced in full only. The document may only be updated by MiCOM Labs personnel. Any changes will be noted in the Document History section of the report.

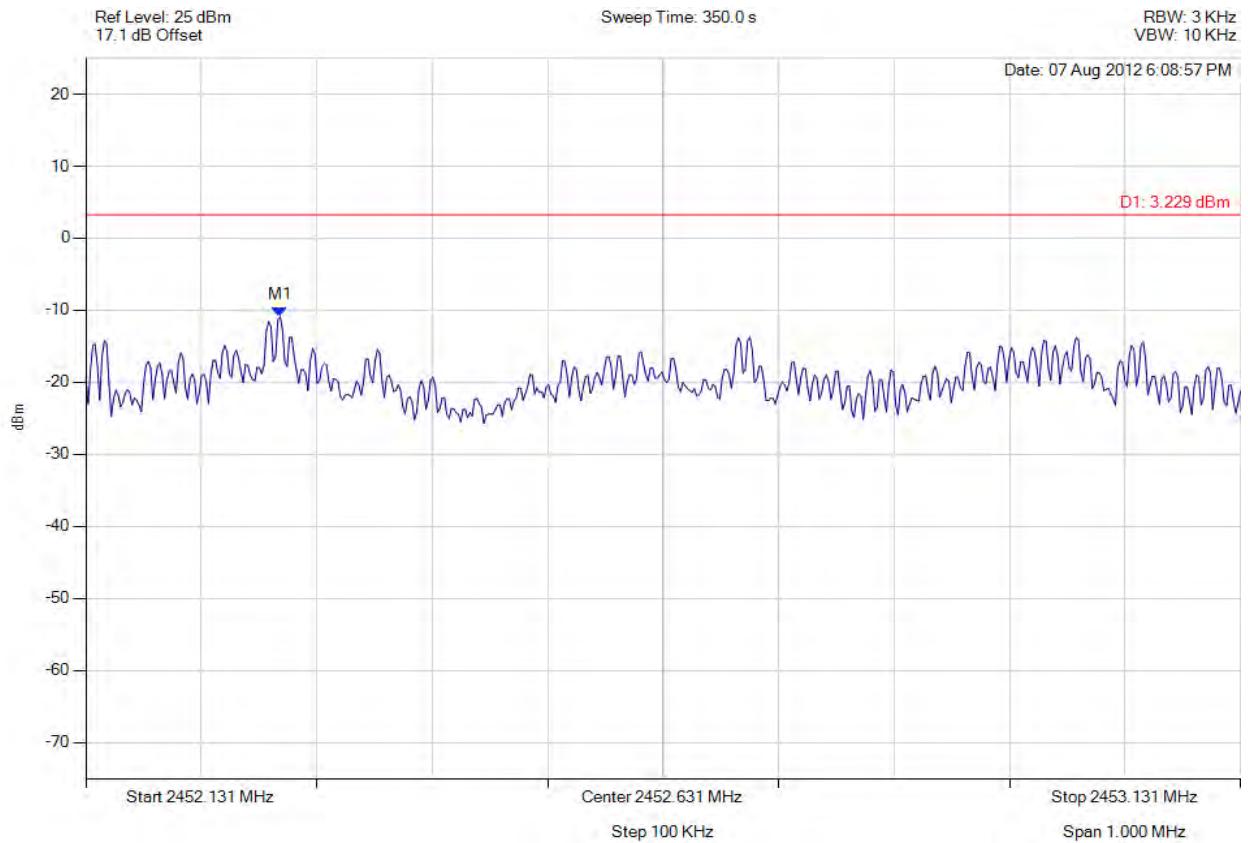


Title: AP0127450, AP0127460
To: FCC 47 CFR Part 15.247 & IC RSS-210
Serial #: RDWN14-U6 Rev A
Issue Date: 14th December 2012
Page: 333 of 457



power density

Variant: 802.11n HT-40, Channel: 2437.00 MHz, Chain C, Temp: Ambient, Voltage: 48.00 Vdc



Analyser Setup	Marker : Frequency : Amplitude	Test Results
Detector = MAX PEAK Sweep Count = 0 RF Atten (dB) = 20 Trace Mode = VIEW	M1 : 2452.300 MHz : -10.890 dBm	Limit: 3.229 dBm Margin: -14.12 dB

[Back to the Matrix](#)

This test report may be reproduced in full only. The document may only be updated by MiCOM Labs personnel. Any changes will be noted in the Document History section of the report.

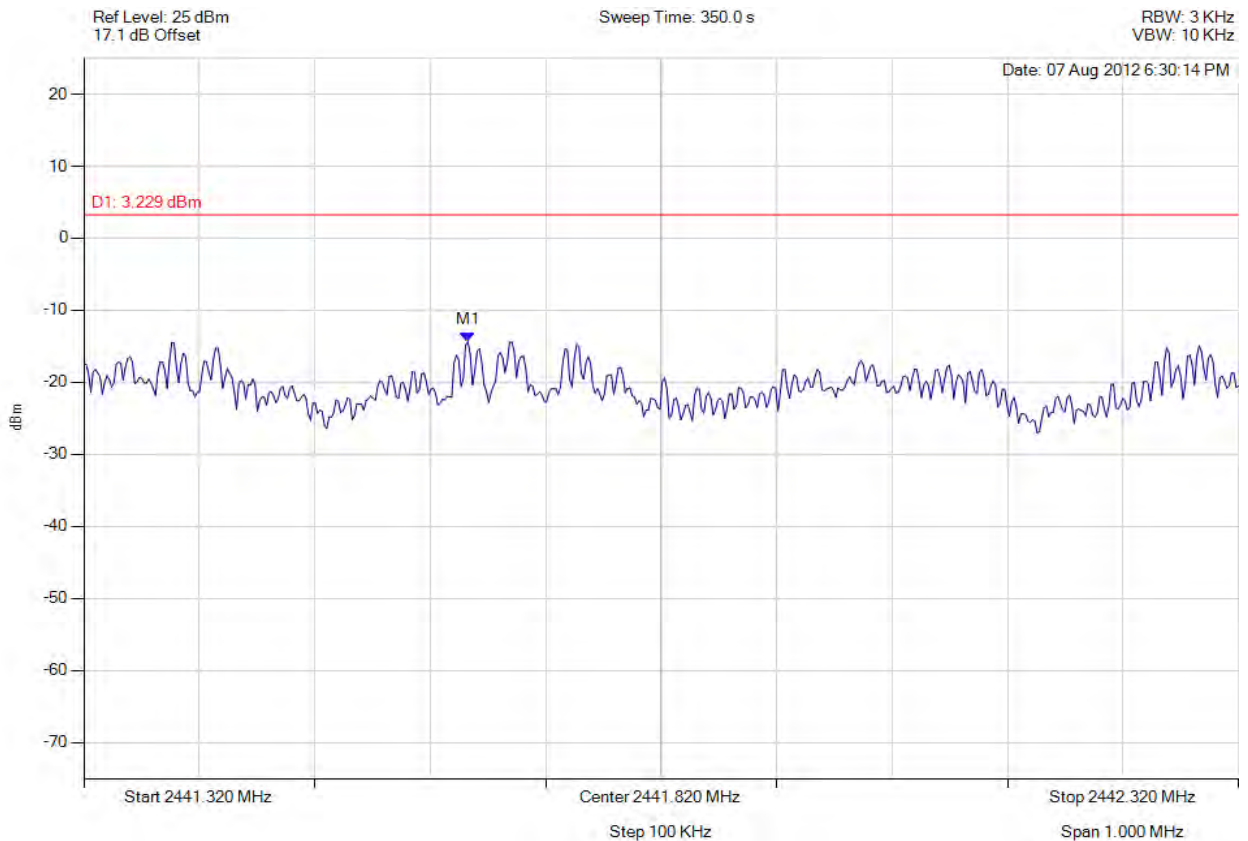


Title: AP0127450, AP0127460
To: FCC 47 CFR Part 15.247 & IC RSS-210
Serial #: RDWN14-U6 Rev A
Issue Date: 14th December 2012
Page: 334 of 457



power density

Variant: 802.11n HT-40, Channel: 2452.00 MHz, Chain A, Temp: Ambient, Voltage: 48.00 Vdc



Analyser Setup	Marker : Frequency : Amplitude	Test Results
Detector = MAX PEAK Sweep Count = 0 RF Atten (dB) = 20 Trace Mode = VIEW	M1 : 2441.652 MHz : -14.331 dBm	Limit: 3.229 dBm Margin: -17.56 dB

[Back to the Matrix](#)

This test report may be reproduced in full only. The document may only be updated by MiCOM Labs personnel. Any changes will be noted in the Document History section of the report.

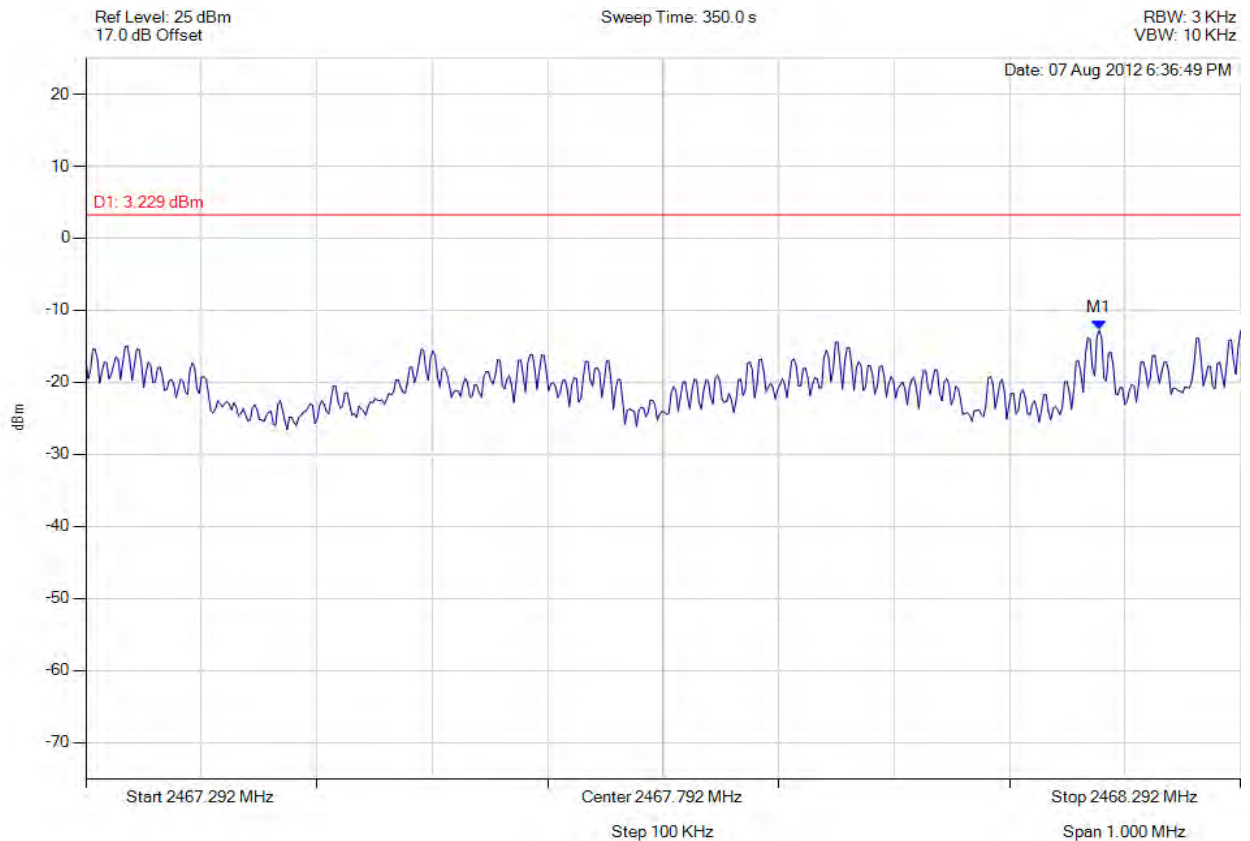


Title: AP0127450, AP0127460
To: FCC 47 CFR Part 15.247 & IC RSS-210
Serial #: RDWN14-U6 Rev A
Issue Date: 14th December 2012
Page: 335 of 457



power density

Variant: 802.11n HT-40, Channel: 2452.00 MHz, Chain B, Temp: Ambient, Voltage: 48.00 Vdc



Analyser Setup	Marker : Frequency : Amplitude	Test Results
Detector = MAX PEAK Sweep Count = 0 RF Atten (dB) = 20 Trace Mode = VIEW	M1 : 2468.169 MHz : -12.730 dBm	Limit: 3.229 dBm Margin: -15.96 dB

[Back to the Matrix](#)

This test report may be reproduced in full only. The document may only be updated by MiCOM Labs personnel. Any changes will be noted in the Document History section of the report.

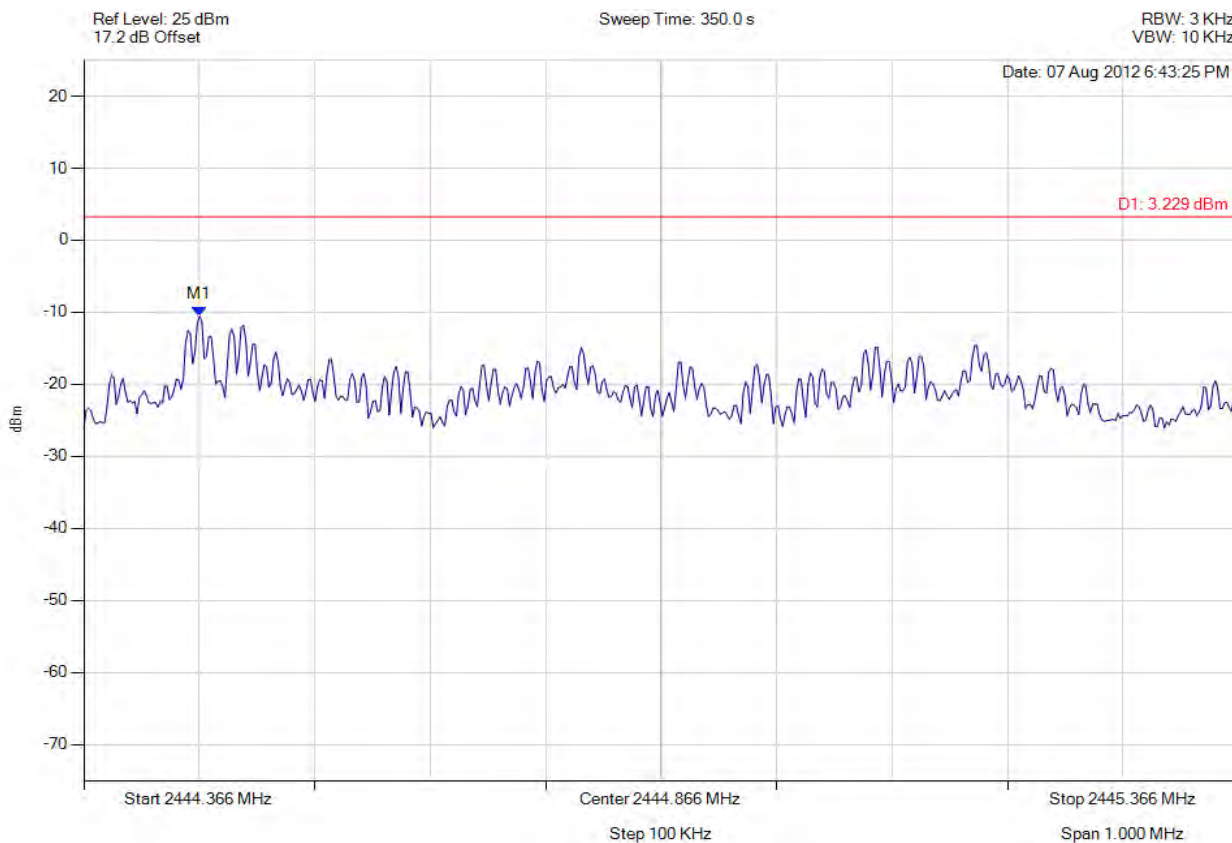


Title: AP0127450, AP0127460
To: FCC 47 CFR Part 15.247 & IC RSS-210
Serial #: RDWN14-U6 Rev A
Issue Date: 14th December 2012
Page: 336 of 457



power density

Variant: 802.11n HT-40, Channel: 2452.00 MHz, Chain C, Temp: Ambient, Voltage: 48.00 Vdc

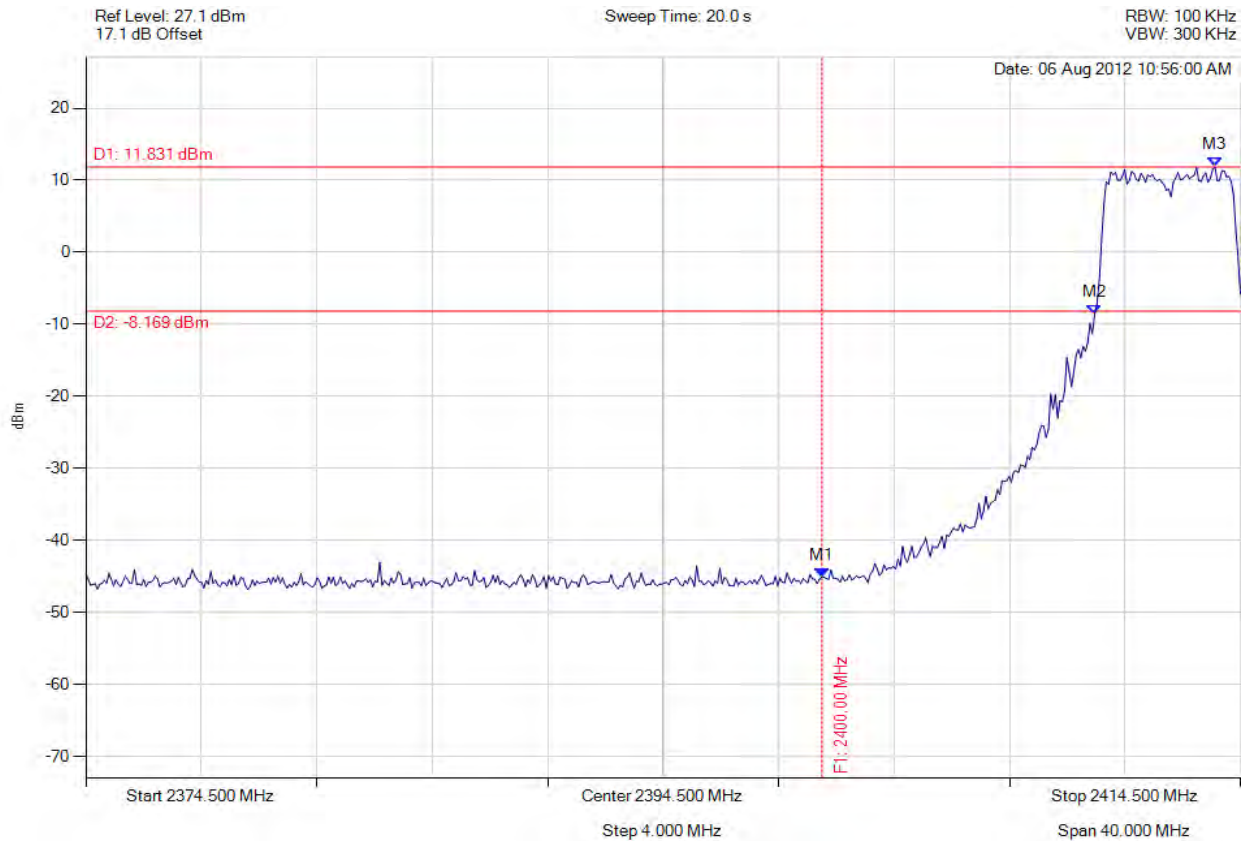


Analyser Setup	Marker : Frequency : Amplitude	Test Results
Detector = MAX PEAK Sweep Count = 0 RF Atten (dB) = 20 Trace Mode = VIEW	M1 : 2444.466 MHz : -10.564 dBm	Limit: 3.229 dBm Margin: -13.79 dB

[Back to the Matrix](#)

This test report may be reproduced in full only. The document may only be updated by MiCOM Labs personnel. Any changes will be noted in the Document History section of the report.

A.1.4. Conducted Spurious Emissions



Analyser Setup	Marker : Frequency : Amplitude	Test Results
Detector = MAX PEAK Sweep Count = 0 RF Atten (dB) = 20 Trace Mode = VIEW	M1 : 2400.000 MHz : -45.061 dBm M2 : 2409.450 MHz : -8.619 dBm M3 : 2413.618 MHz : 11.831 dBm	Limit: -8.17 Margin: -37

[Back to the Matrix](#)

This test report may be reproduced in full only. The document may only be updated by MiCOM Labs personnel. Any changes will be noted in the Document History section of the report.

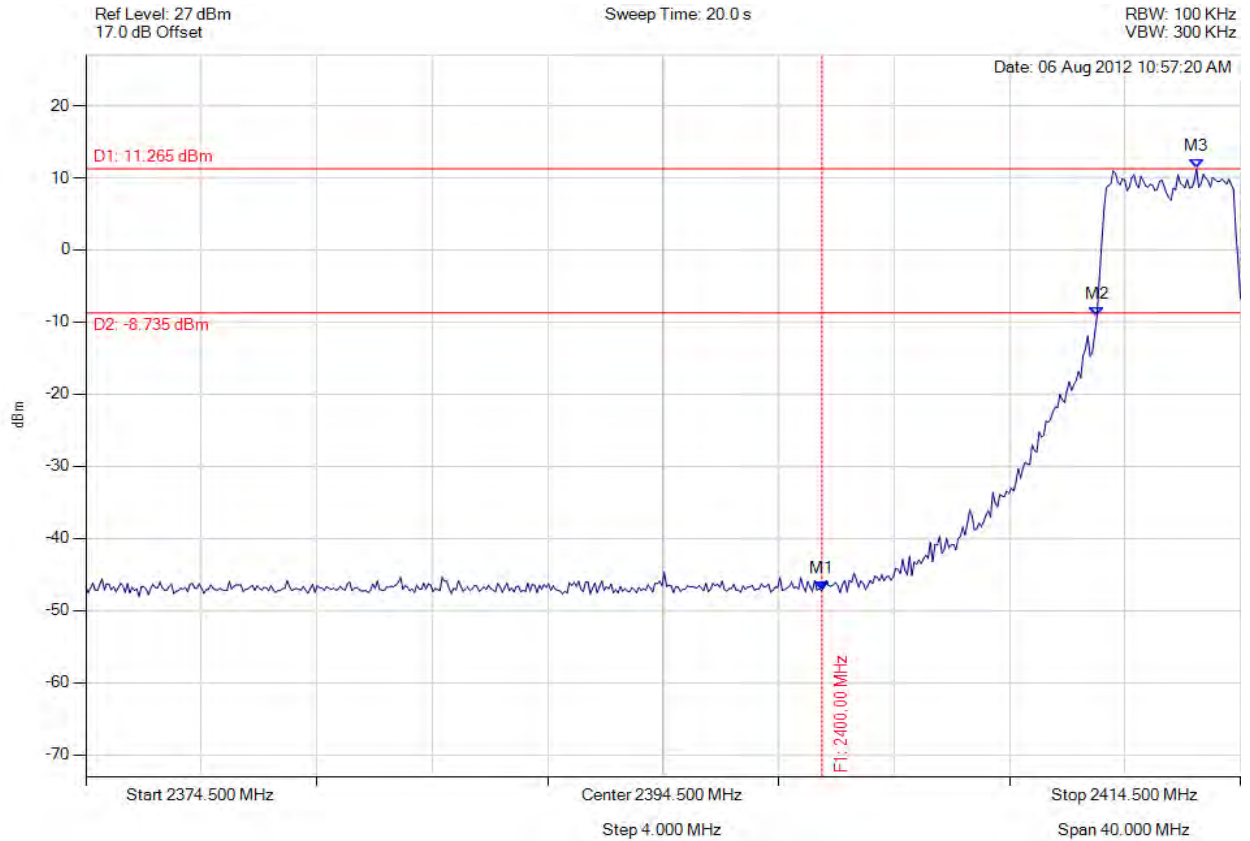


Title: AP0127450, AP0127460
To: FCC 47 CFR Part 15.247 & IC RSS-210
Serial #: RDWN14-U6 Rev A
Issue Date: 14th December 2012
Page: 338 of 457



bandedge

Variant: 5 MHz, Channel: 2412.00 MHz, Chain B, Temp: Ambient, Voltage: 48.00 Vdc



Analyser Setup	Marker : Frequency : Amplitude	Test Results
Detector = MAX PEAK Sweep Count = 0 RF Atten (dB) = 20 Trace Mode = VIEW	M1 : 2400.000 MHz : -47.234 dBm M2 : 2409.530 MHz : -9.199 dBm M3 : 2412.977 MHz : 11.265 dBm	Limit: -8.74 Margin: -38

[Back to the Matrix](#)

This test report may be reproduced in full only. The document may only be updated by MiCOM Labs personnel. Any changes will be noted in the Document History section of the report.

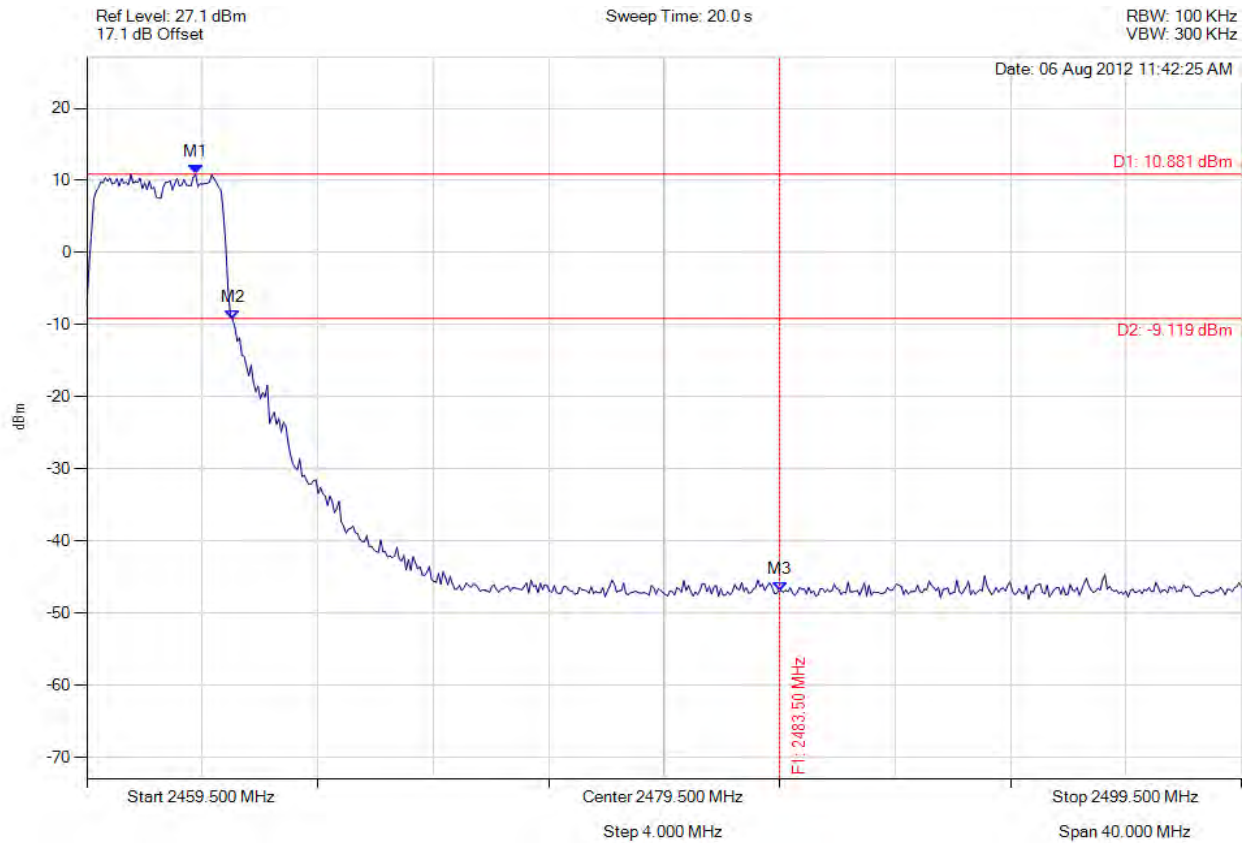


Title: AP0127450, AP0127460
To: FCC 47 CFR Part 15.247 & IC RSS-210
Serial #: RDWN14-U6 Rev A
Issue Date: 14th December 2012
Page: 339 of 457



bandedge

Variant: 5 MHz, Channel: 2462.00 MHz, Chain A, Temp: Ambient, Voltage: 48.00 Vdc



Analyser Setup	Marker : Frequency : Amplitude	Test Results
Detector = MAX PEAK Sweep Count = 0 RF Atten (dB) = 20 Trace Mode = VIEW	M1 : 2463.268 MHz : 10.881 dBm M2 : 2464.550 MHz : -9.243 dBm M3 : 2483.500 MHz : -46.914 dBm	Limit: -9.12 Margin: -38

[Back to the Matrix](#)

This test report may be reproduced in full only. The document may only be updated by MiCOM Labs personnel. Any changes will be noted in the Document History section of the report.

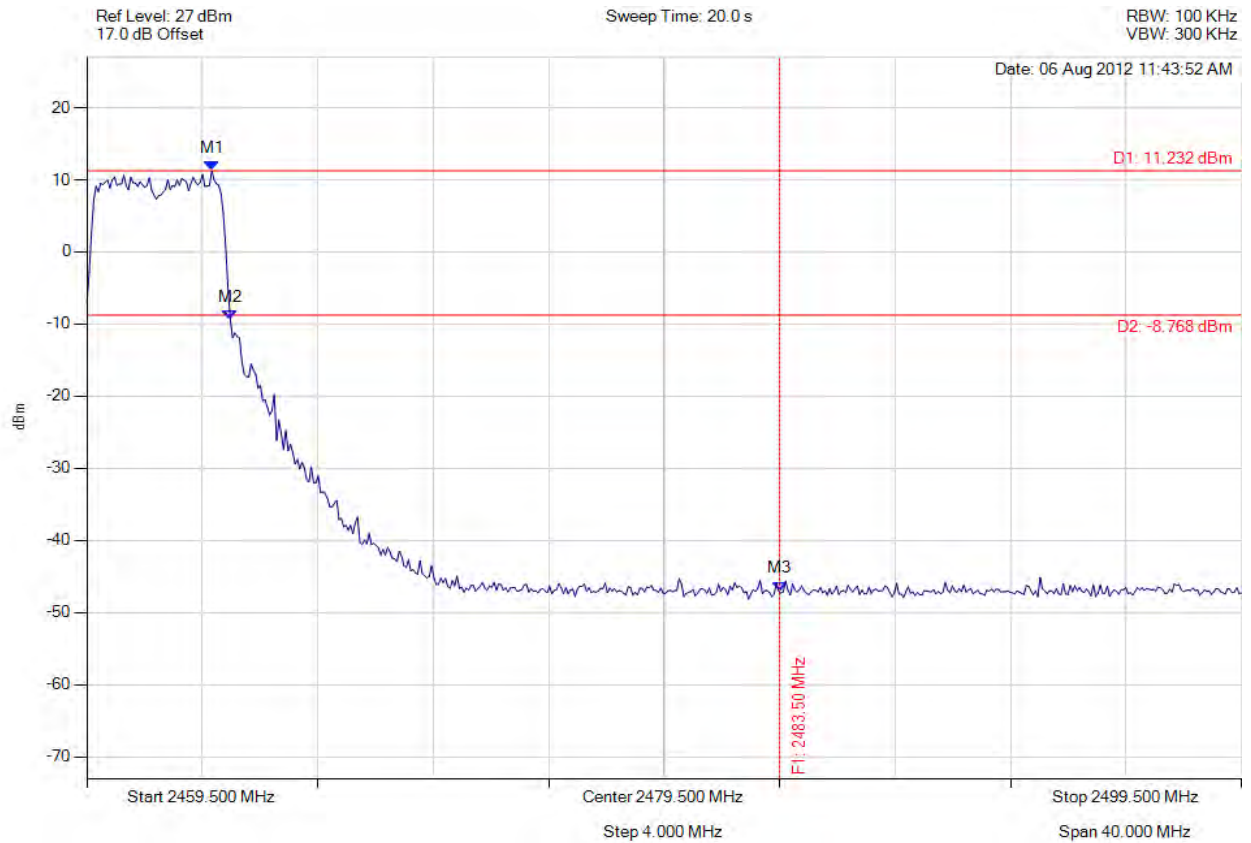


Title: AP0127450, AP0127460
To: FCC 47 CFR Part 15.247 & IC RSS-210
Serial #: RDWN14-U6 Rev A
Issue Date: 14th December 2012
Page: 340 of 457



bandedge

Variant: 5 MHz, Channel: 2462.00 MHz, Chain B, Temp: Ambient, Voltage: 48.00 Vdc



Analyser Setup	Marker : Frequency : Amplitude	Test Results
Detector = MAX PEAK Sweep Count = 0 RF Atten (dB) = 20 Trace Mode = VIEW	M1 : 2463.829 MHz : 11.232 dBm M2 : 2464.470 MHz : -9.398 dBm M3 : 2483.500 MHz : -46.986 dBm	Limit: -8.77 Margin: -38

[Back to the Matrix](#)

This test report may be reproduced in full only. The document may only be updated by MiCOM Labs personnel. Any changes will be noted in the Document History section of the report.

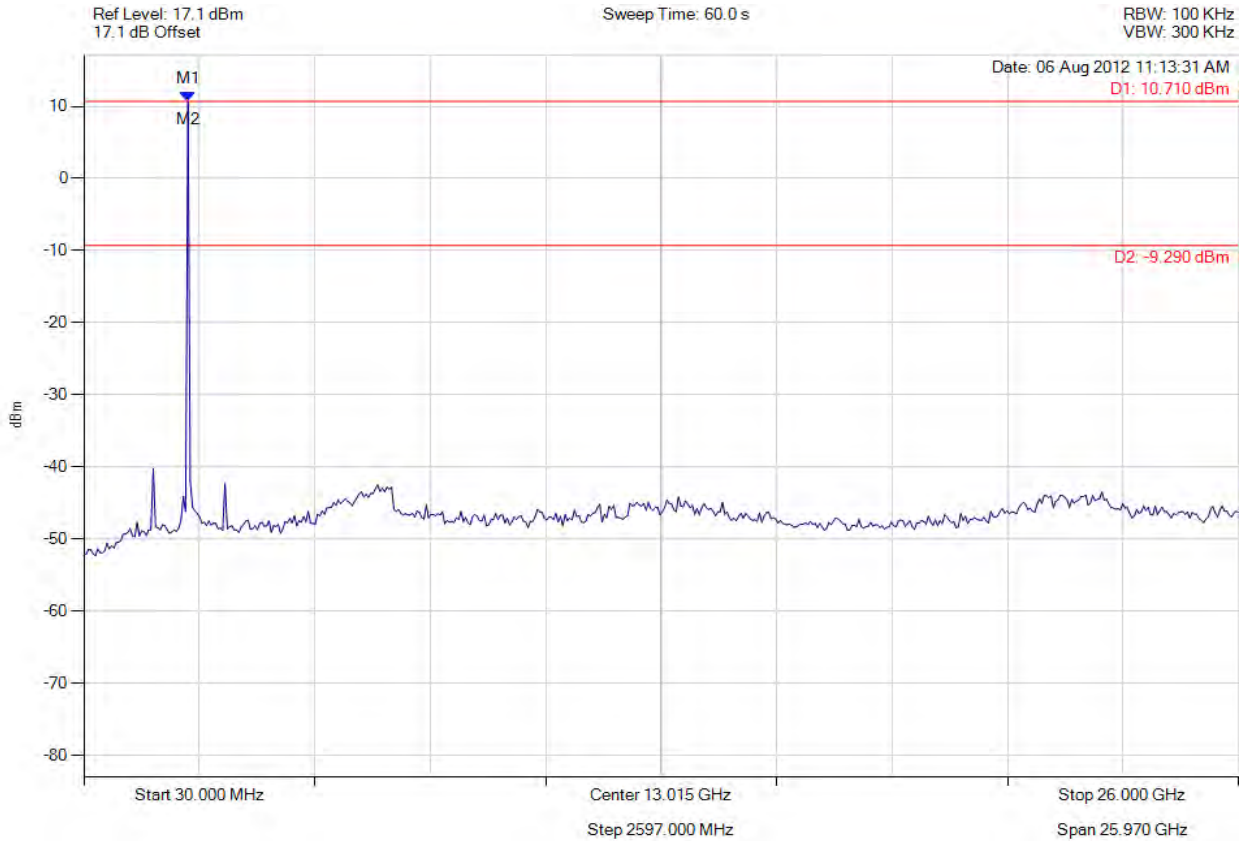


Title: AP0127450, AP0127460
To: FCC 47 CFR Part 15.247 & IC RSS-210
Serial #: RDWN14-U6 Rev A
Issue Date: 14th December 2012
Page: 341 of 457



con tx spr emissions

Variant: 5 MHz, Channel: 2412.00 MHz, Chain A, Temp: Ambient, Voltage: 48.00 Vdc



Analyser Setup	Marker : Frequency : Amplitude	Test Results
Detector = MAX PEAK Sweep Count = 0 RF Atten (dB) = 20 Trace Mode = VIEW	M1 : 2371.984 MHz : 10.710 dBm M2 : 2371.984 MHz : 10.710 dBm	Limit: -9.29 Margin: 20

[Back to the Matrix](#)

This test report may be reproduced in full only. The document may only be updated by MiCOM Labs personnel. Any changes will be noted in the Document History section of the report.

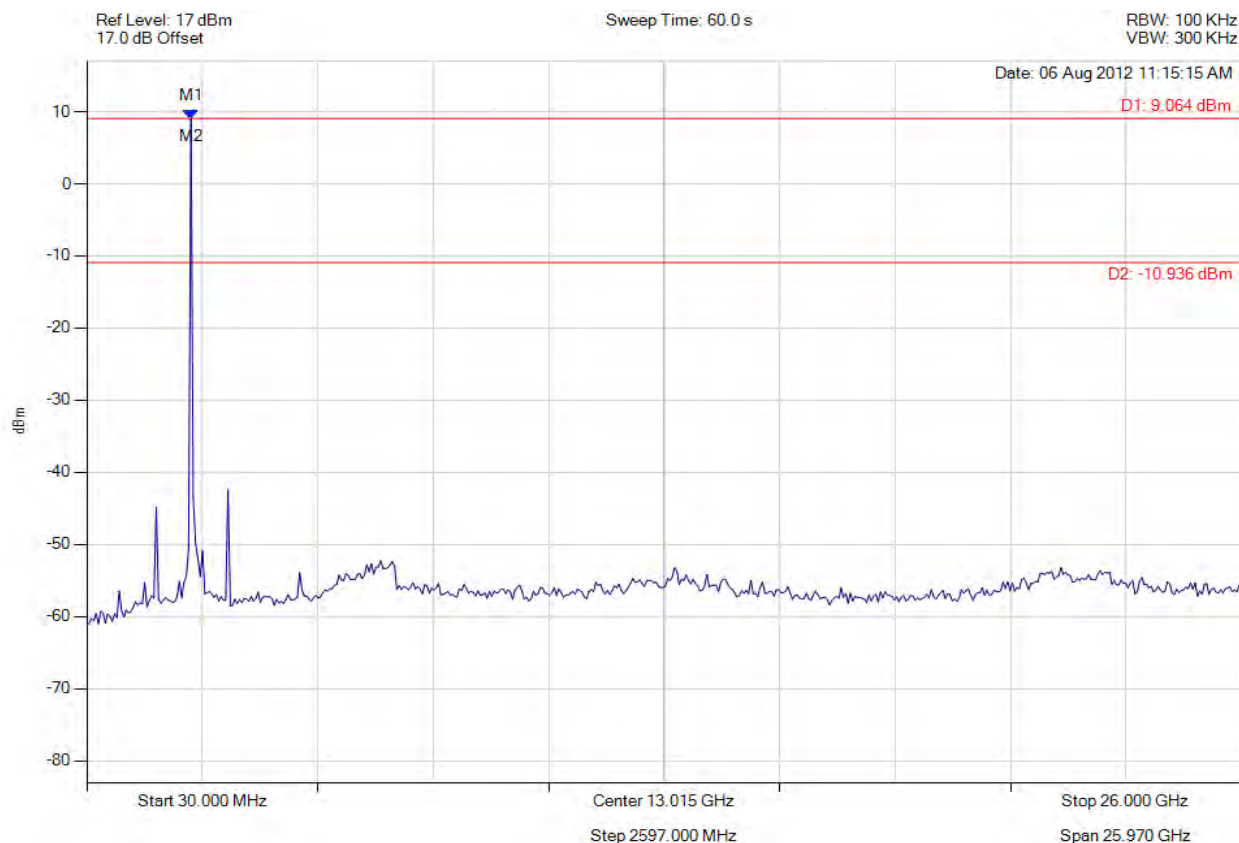


Title: AP0127450, AP0127460
To: FCC 47 CFR Part 15.247 & IC RSS-210
Serial #: RDWN14-U6 Rev A
Issue Date: 14th December 2012
Page: 342 of 457



con tx spr emissions

Variant: 5 MHz, Channel: 2412.00 MHz, Chain B, Temp: Ambient, Voltage: 48.00 Vdc



Analyser Setup	Marker : Frequency : Amplitude	Test Results
Detector = MAX PEAK Sweep Count = 0 RF Atten (dB) = 10 Trace Mode = VIEW	M1 : 2371.984 MHz : 9.064 dBm M2 : 2371.984 MHz : 9.064 dBm	Limit: -10.94 Margin: 20

[Back to the Matrix](#)

This test report may be reproduced in full only. The document may only be updated by MiCOM Labs personnel. Any changes will be noted in the Document History section of the report.

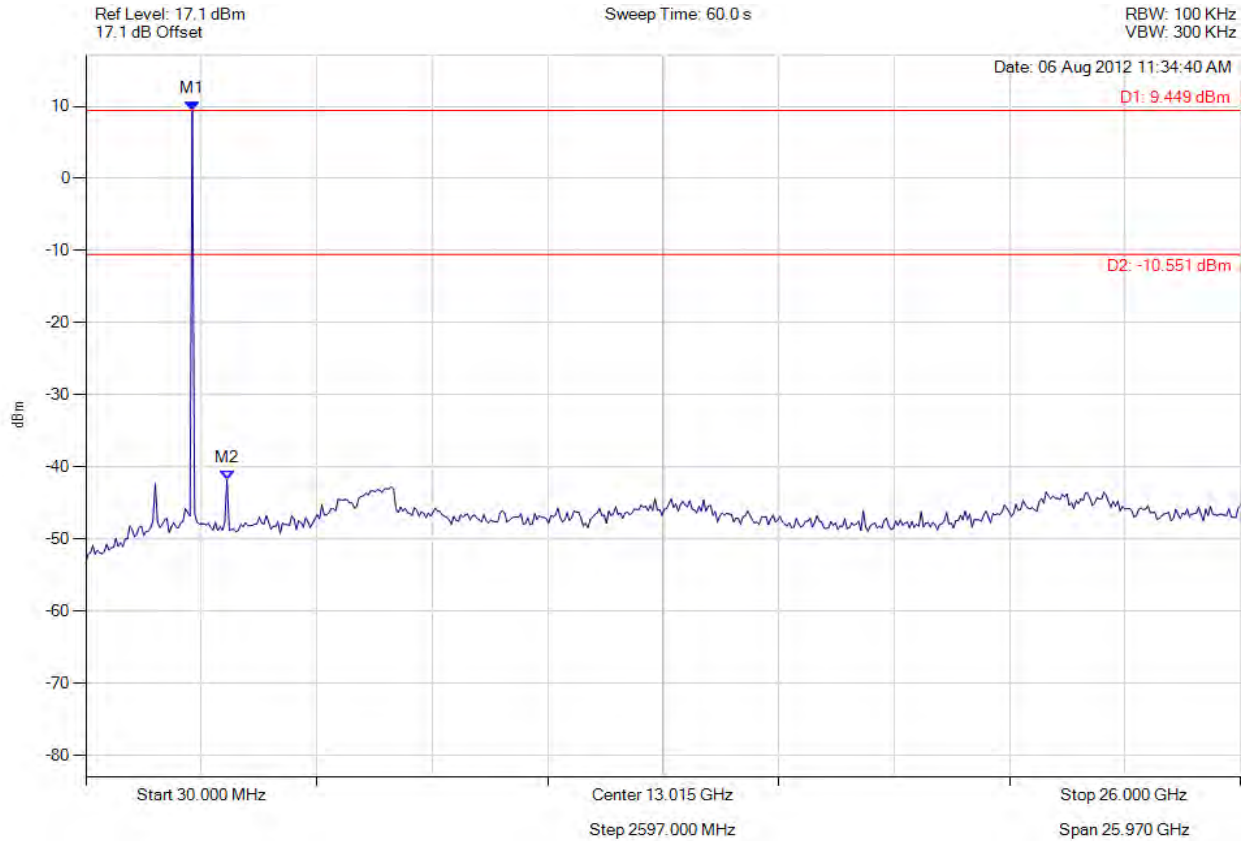


Title: AP0127450, AP0127460
To: FCC 47 CFR Part 15.247 & IC RSS-210
Serial #: RDWN14-U6 Rev A
Issue Date: 14th December 2012
Page: 343 of 457



con tx spr emissions

Variant: 5 MHz, Channel: 2437.00 MHz, Chain A, Temp: Ambient, Voltage: 48.00 Vdc



Analyser Setup	Marker : Frequency : Amplitude	Test Results
Detector = MAX PEAK Sweep Count = 0 RF Atten (dB) = 20 Trace Mode = VIEW	M1 : 2424.028 MHz : 9.449 dBm M2 : 3204.689 MHz : -41.763 dBm	Limit: -10.55 Margin: -31

[Back to the Matrix](#)

This test report may be reproduced in full only. The document may only be updated by MiCOM Labs personnel. Any changes will be noted in the Document History section of the report.

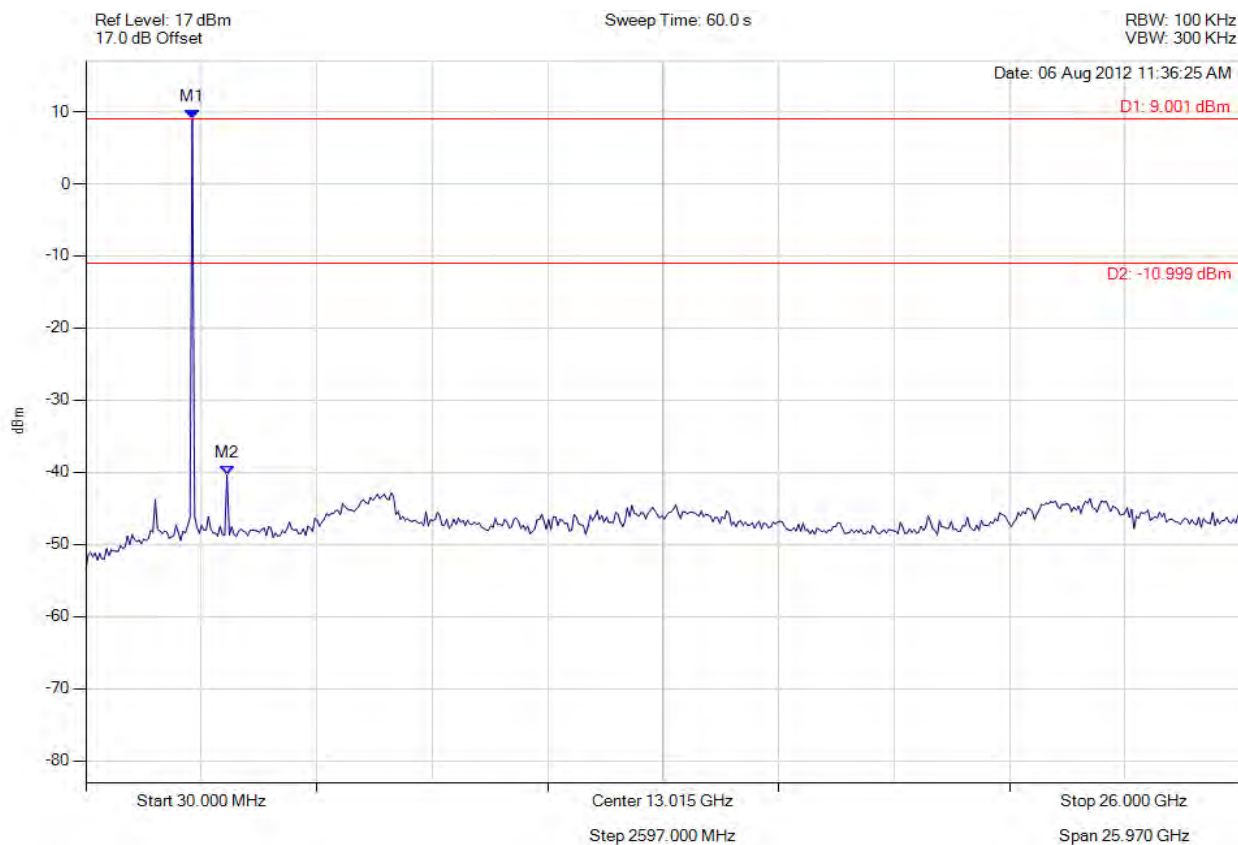


Title: AP0127450, AP0127460
To: FCC 47 CFR Part 15.247 & IC RSS-210
Serial #: RDWN14-U6 Rev A
Issue Date: 14th December 2012
Page: 344 of 457



con tx spr emissions

Variant: 5 MHz, Channel: 2437.00 MHz, Chain B, Temp: Ambient, Voltage: 48.00 Vdc



Analyser Setup	Marker : Frequency : Amplitude	Test Results
Detector = MAX PEAK Sweep Count = 0 RF Atten (dB) = 20 Trace Mode = VIEW	M1 : 2424.028 MHz : 9.001 dBm M2 : 3204.689 MHz : -40.364 dBm	Limit: -11.00 Margin: -29

[Back to the Matrix](#)

This test report may be reproduced in full only. The document may only be updated by MiCOM Labs personnel. Any changes will be noted in the Document History section of the report.

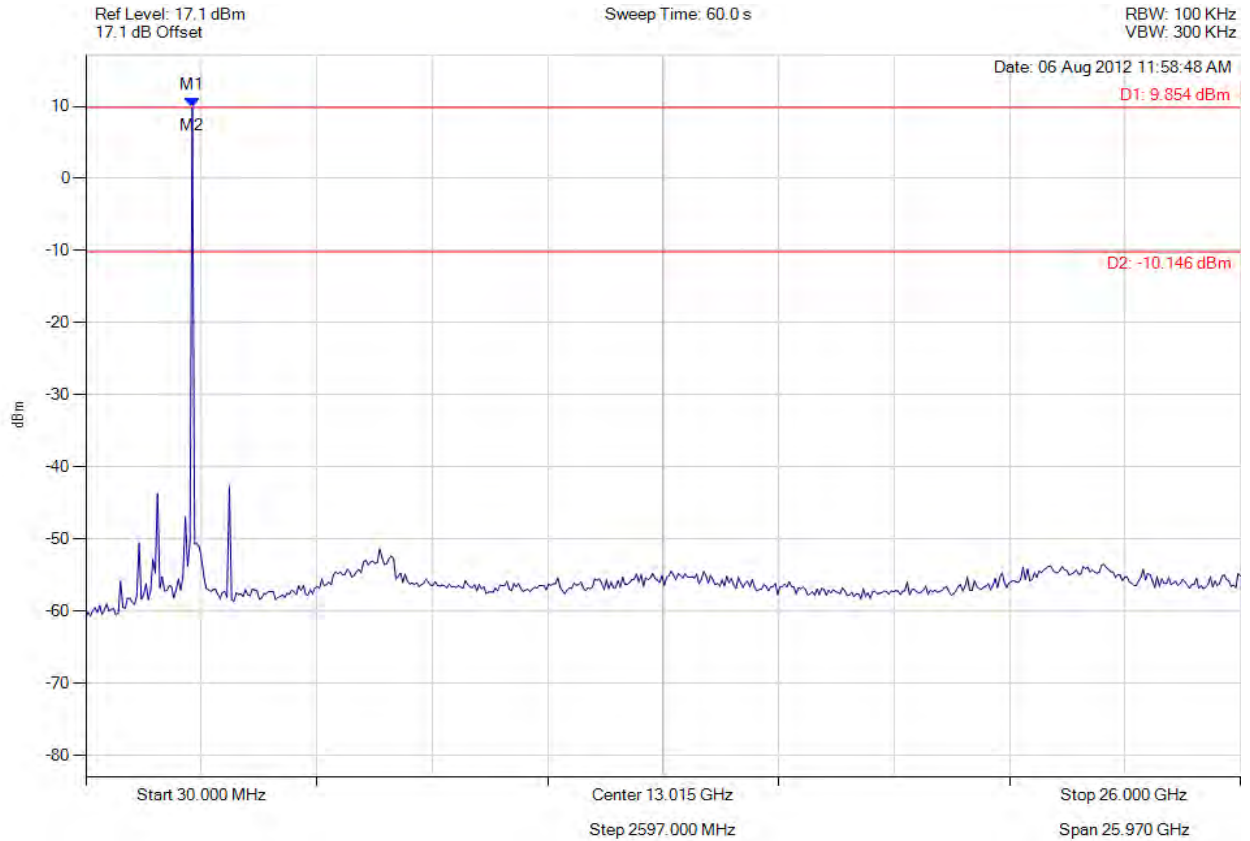


Title: AP0127450, AP0127460
To: FCC 47 CFR Part 15.247 & IC RSS-210
Serial #: RDWN14-U6 Rev A
Issue Date: 14th December 2012
Page: 345 of 457



con tx spr emissions

Variant: 5 MHz, Channel: 2462.00 MHz, Chain A, Temp: Ambient, Voltage: 48.00 Vdc



Analyser Setup	Marker : Frequency : Amplitude	Test Results
Detector = MAX PEAK Sweep Count = 0 RF Atten (dB) = 10 Trace Mode = VIEW	M1 : 2424.028 MHz : 9.854 dBm M2 : 2424.028 MHz : 9.854 dBm	Limit: -10.15 Margin: 20

[Back to the Matrix](#)

This test report may be reproduced in full only. The document may only be updated by MiCOM Labs personnel. Any changes will be noted in the Document History section of the report.

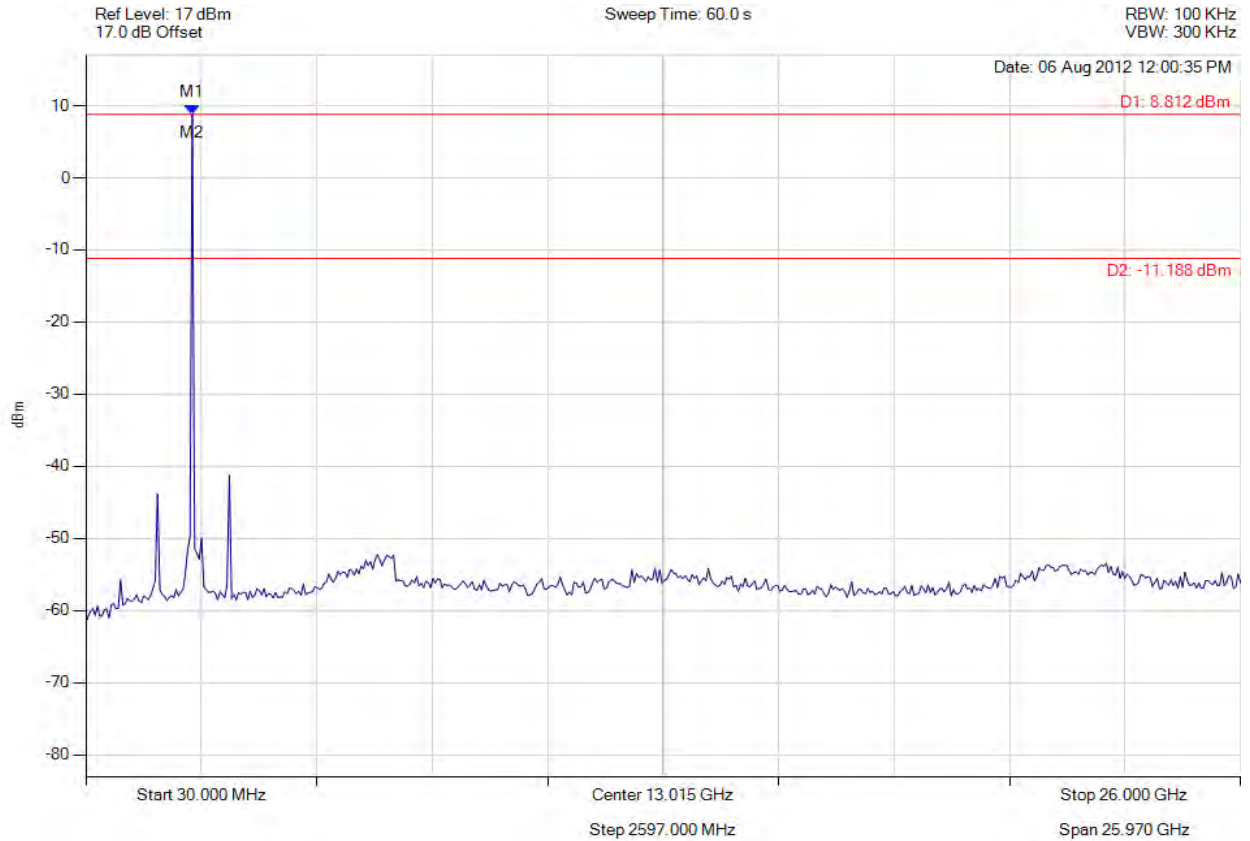


Title: AP0127450, AP0127460
To: FCC 47 CFR Part 15.247 & IC RSS-210
Serial #: RDWN14-U6 Rev A
Issue Date: 14th December 2012
Page: 346 of 457



con tx spr emissions

Variant: 5 MHz, Channel: 2462.00 MHz, Chain B, Temp: Ambient, Voltage: 48.00 Vdc



Analyser Setup	Marker : Frequency : Amplitude	Test Results
Detector = MAX PEAK Sweep Count = 0 RF Atten (dB) = 10 Trace Mode = VIEW	M1 : 2424.028 MHz : 8.812 dBm M2 : 2424.028 MHz : 8.812 dBm	Limit: -11.19 Margin: 20

[Back to the Matrix](#)

This test report may be reproduced in full only. The document may only be updated by MiCOM Labs personnel. Any changes will be noted in the Document History section of the report.

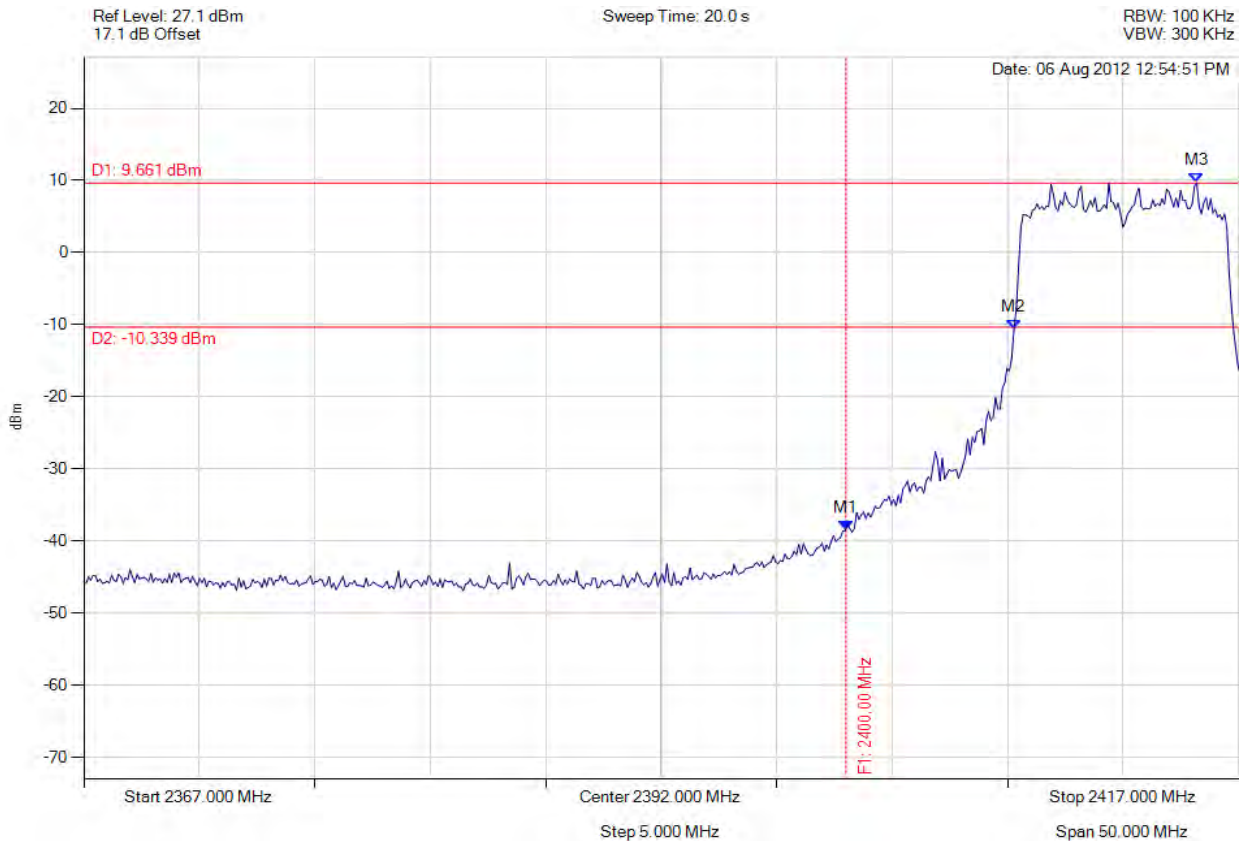


Title: AP0127450, AP0127460
To: FCC 47 CFR Part 15.247 & IC RSS-210
Serial #: RDWN14-U6 Rev A
Issue Date: 14th December 2012
Page: 347 of 457



bandedge

Variant: 10 MHz, Channel: 2412.00 MHz, Chain A, Temp: Ambient, Voltage: 48.00 Vdc



Analyser Setup	Marker : Frequency : Amplitude	Test Results
Detector = MAX PEAK Sweep Count = 0 RF Atten (dB) = 20 Trace Mode = VIEW	M1 : 2400.000 MHz : -38.533 dBm M2 : 2407.281 MHz : -10.624 dBm M3 : 2415.196 MHz : 9.661 dBm	Limit: -10.34 Margin: -28

[Back to the Matrix](#)

This test report may be reproduced in full only. The document may only be updated by MiCOM Labs personnel. Any changes will be noted in the Document History section of the report.

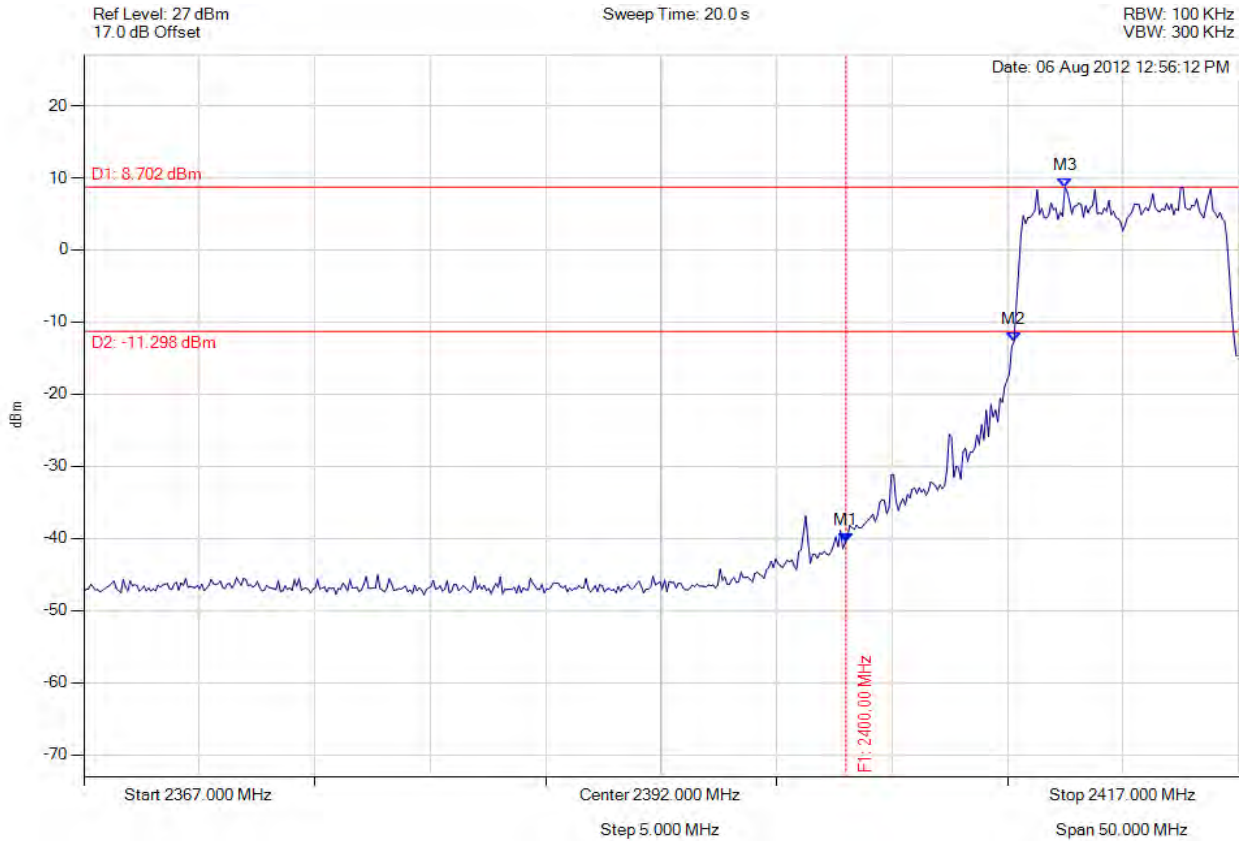


Title: AP0127450, AP0127460
To: FCC 47 CFR Part 15.247 & IC RSS-210
Serial #: RDWN14-U6 Rev A
Issue Date: 14th December 2012
Page: 348 of 457



bandedge

Variant: 10 MHz, Channel: 2412.00 MHz, Chain B, Temp: Ambient, Voltage: 48.00 Vdc



Analyser Setup	Marker : Frequency : Amplitude	Test Results
Detector = MAX PEAK Sweep Count = 0 RF Atten (dB) = 20 Trace Mode = VIEW	M1 : 2400.000 MHz : -40.616 dBm M2 : 2407.281 MHz : -12.680 dBm M3 : 2409.485 MHz : 8.702 dBm	Limit: -11.30 Margin: -29

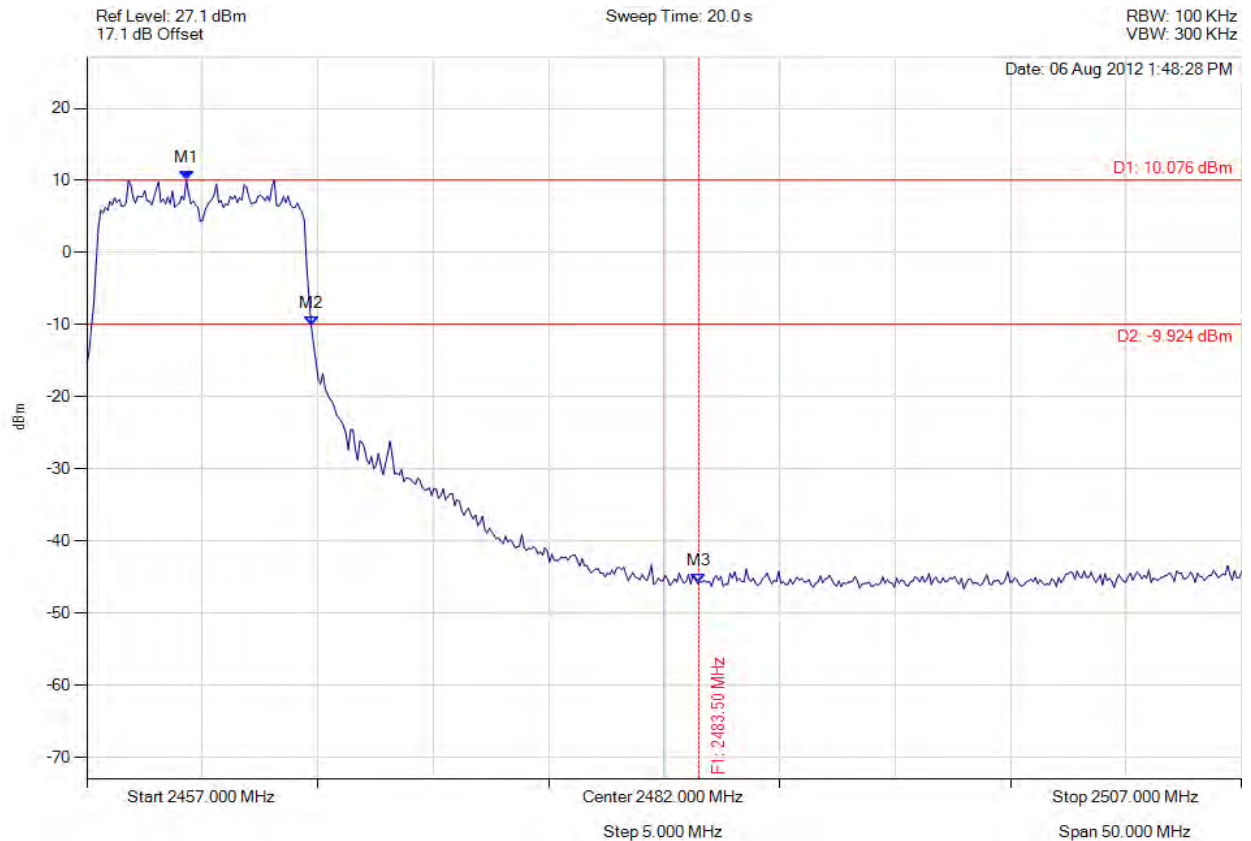
[Back to the Matrix](#)

This test report may be reproduced in full only. The document may only be updated by MiCOM Labs personnel. Any changes will be noted in the Document History section of the report.



bandedge

Variant: 10 MHz, Channel: 2462.00 MHz, Chain A, Temp: Ambient, Voltage: 48.00 Vdc



Analyser Setup	Marker : Frequency : Amplitude	Test Results
Detector = MAX PEAK Sweep Count = 0 RF Atten (dB) = 20 Trace Mode = VIEW	M1 : 2461.309 MHz : 10.076 dBm M2 : 2466.719 MHz : -10.152 dBm M3 : 2483.500 MHz : -45.873 dBm	Limit: -9.92 Margin: -36

[Back to the Matrix](#)

This test report may be reproduced in full only. The document may only be updated by MiCOM Labs personnel. Any changes will be noted in the Document History section of the report.

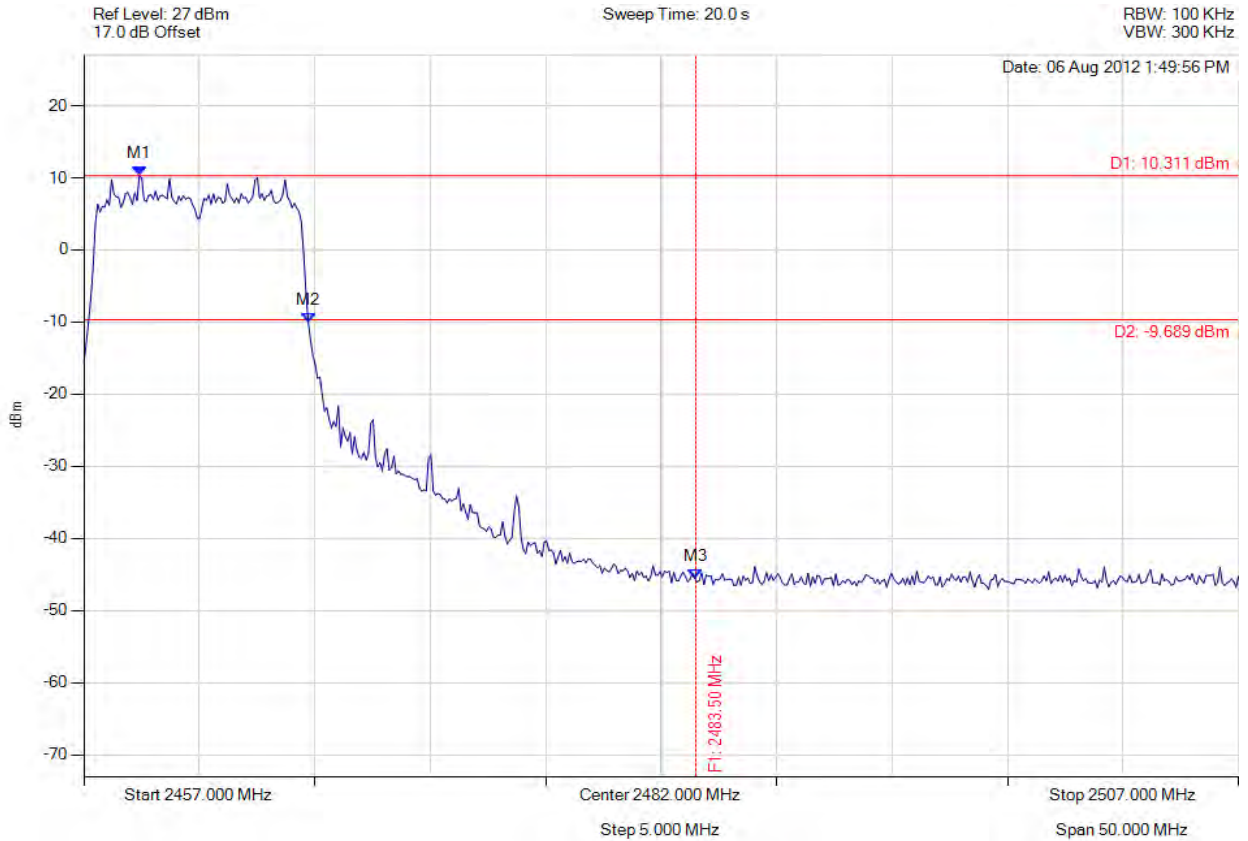


Title: AP0127450, AP0127460
To: FCC 47 CFR Part 15.247 & IC RSS-210
Serial #: RDWN14-U6 Rev A
Issue Date: 14th December 2012
Page: 350 of 457



bandedge

Variant: 10 MHz, Channel: 2462.00 MHz, Chain B, Temp: Ambient, Voltage: 48.00 Vdc



Analyser Setup	Marker : Frequency : Amplitude	Test Results
Detector = MAX PEAK Sweep Count = 0 RF Atten (dB) = 20 Trace Mode = VIEW	M1 : 2459.405 MHz : 10.311 dBm M2 : 2466.719 MHz : -10.022 dBm M3 : 2483.500 MHz : -45.536 dBm	Limit: -9.69 Margin: -36

[Back to the Matrix](#)

This test report may be reproduced in full only. The document may only be updated by MiCOM Labs personnel. Any changes will be noted in the Document History section of the report.

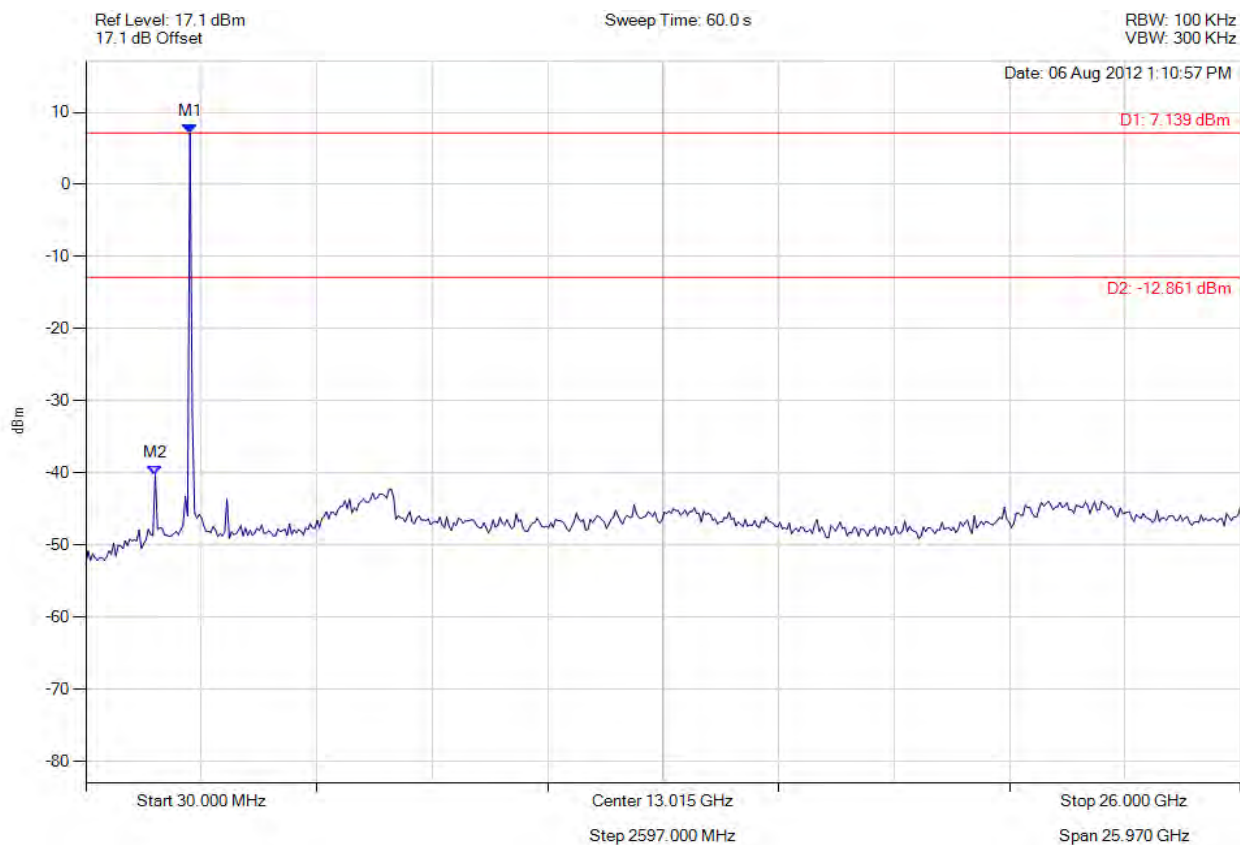


Title: AP0127450, AP0127460
To: FCC 47 CFR Part 15.247 & IC RSS-210
Serial #: RDWN14-U6 Rev A
Issue Date: 14th December 2012
Page: 351 of 457



con tx spr emissions

Variant: 10 MHz, Channel: 2412.00 MHz, Chain A, Temp: Ambient, Voltage: 48.00 Vdc



Analyser Setup	Marker : Frequency : Amplitude	Test Results
Detector = MAX PEAK Sweep Count = 0 RF Atten (dB) = 20 Trace Mode = VIEW	M1 : 2371.984 MHz : 7.139 dBm M2 : 1591.323 MHz : -40.241 dBm	Limit: -12.86 Margin: -27

[Back to the Matrix](#)

This test report may be reproduced in full only. The document may only be updated by MiCOM Labs personnel. Any changes will be noted in the Document History section of the report.

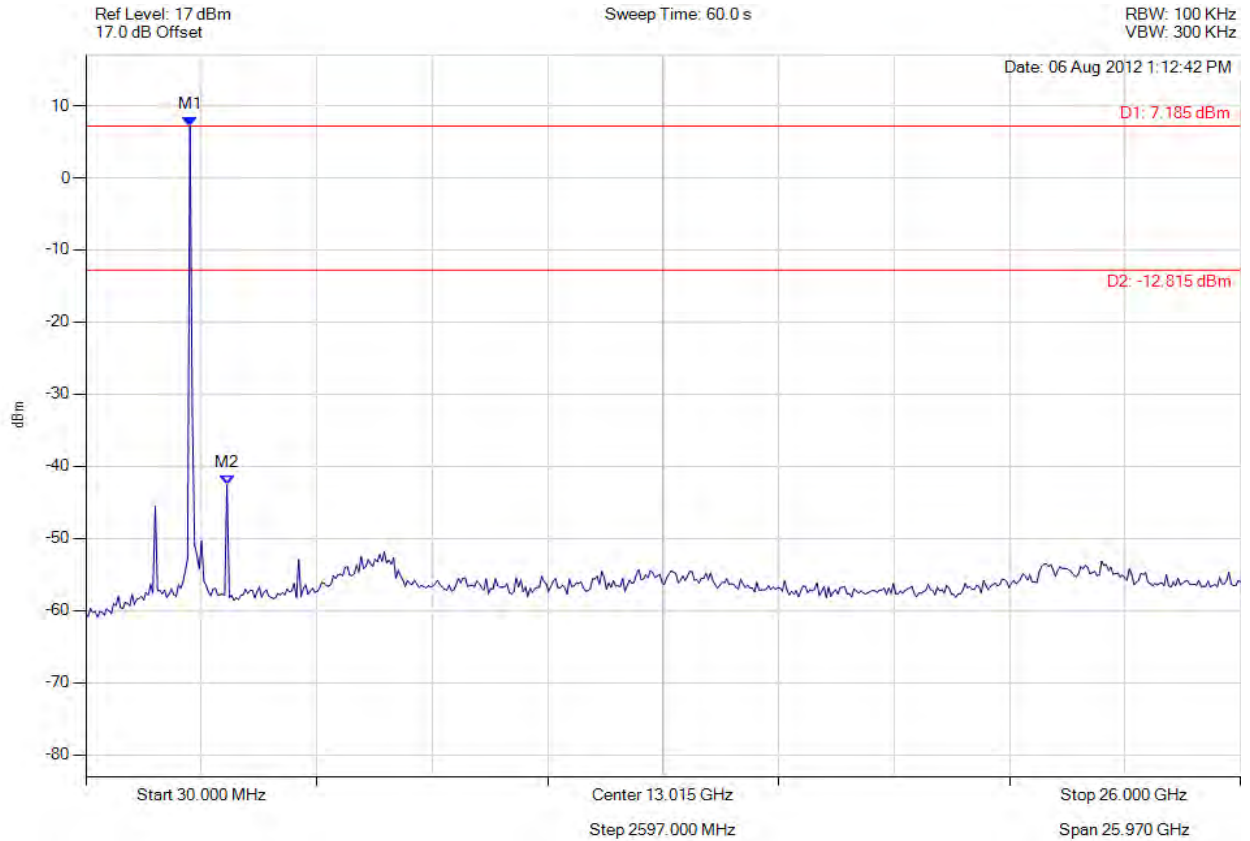


Title: AP0127450, AP0127460
To: FCC 47 CFR Part 15.247 & IC RSS-210
Serial #: RDWN14-U6 Rev A
Issue Date: 14th December 2012
Page: 352 of 457



con tx spr emissions

Variant: 10 MHz, Channel: 2412.00 MHz, Chain B, Temp: Ambient, Voltage: 48.00 Vdc



Analyser Setup	Marker : Frequency : Amplitude	Test Results
Detector = MAX PEAK Sweep Count = 0 RF Atten (dB) = 10 Trace Mode = VIEW	M1 : 2371.984 MHz : 7.185 dBm M2 : 3204.689 MHz : -42.581 dBm	Limit: -12.82 Margin: -30

[Back to the Matrix](#)

This test report may be reproduced in full only. The document may only be updated by MiCOM Labs personnel. Any changes will be noted in the Document History section of the report.

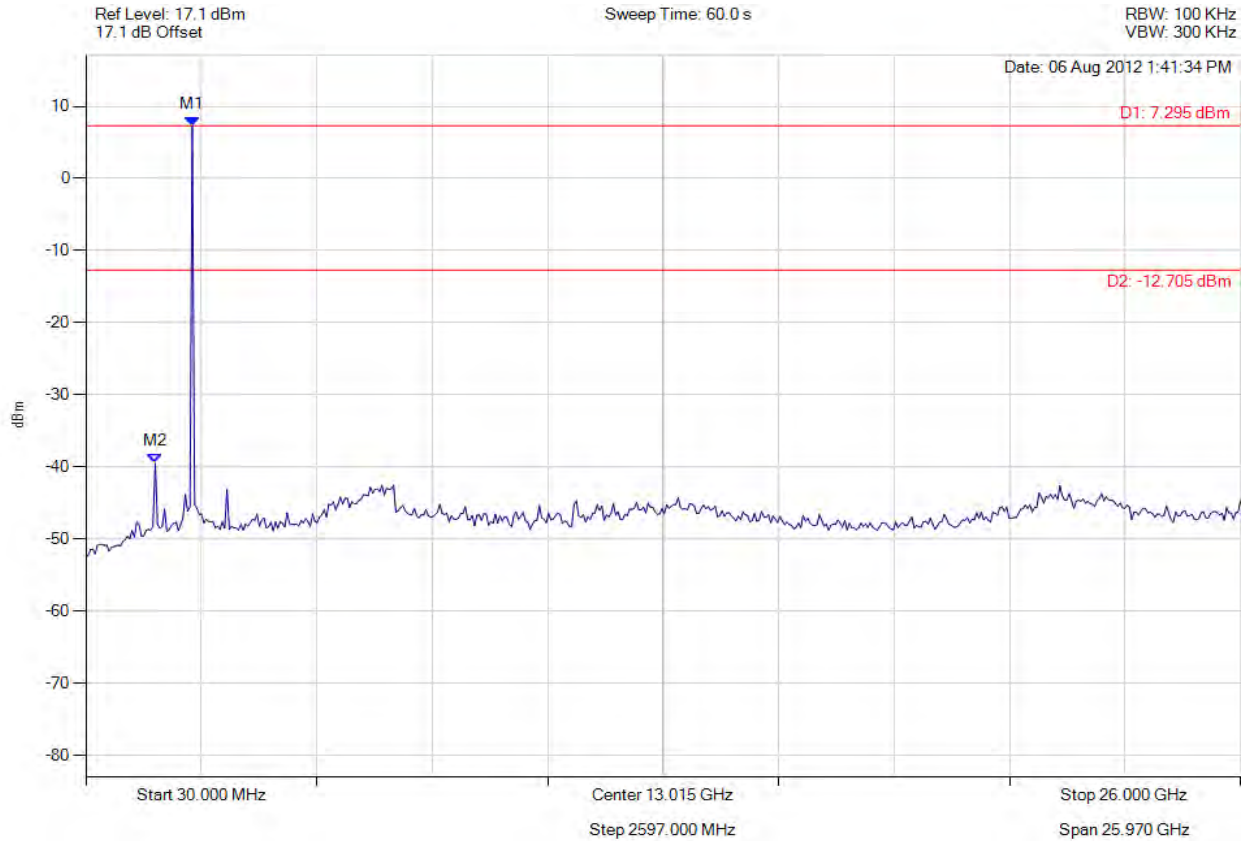


Title: AP0127450, AP0127460
To: FCC 47 CFR Part 15.247 & IC RSS-210
Serial #: RDWN14-U6 Rev A
Issue Date: 14th December 2012
Page: 353 of 457



con tx spr emissions

Variant: 10 MHz, Channel: 2437.00 MHz, Chain A, Temp: Ambient, Voltage: 48.00 Vdc



Analyser Setup	Marker : Frequency : Amplitude	Test Results
Detector = MAX PEAK Sweep Count = 0 RF Atten (dB) = 20 Trace Mode = VIEW	M1 : 2424.028 MHz : 7.295 dBm M2 : 1591.323 MHz : -39.511 dBm	Limit: -12.71 Margin: -27

[Back to the Matrix](#)

This test report may be reproduced in full only. The document may only be updated by MiCOM Labs personnel. Any changes will be noted in the Document History section of the report.

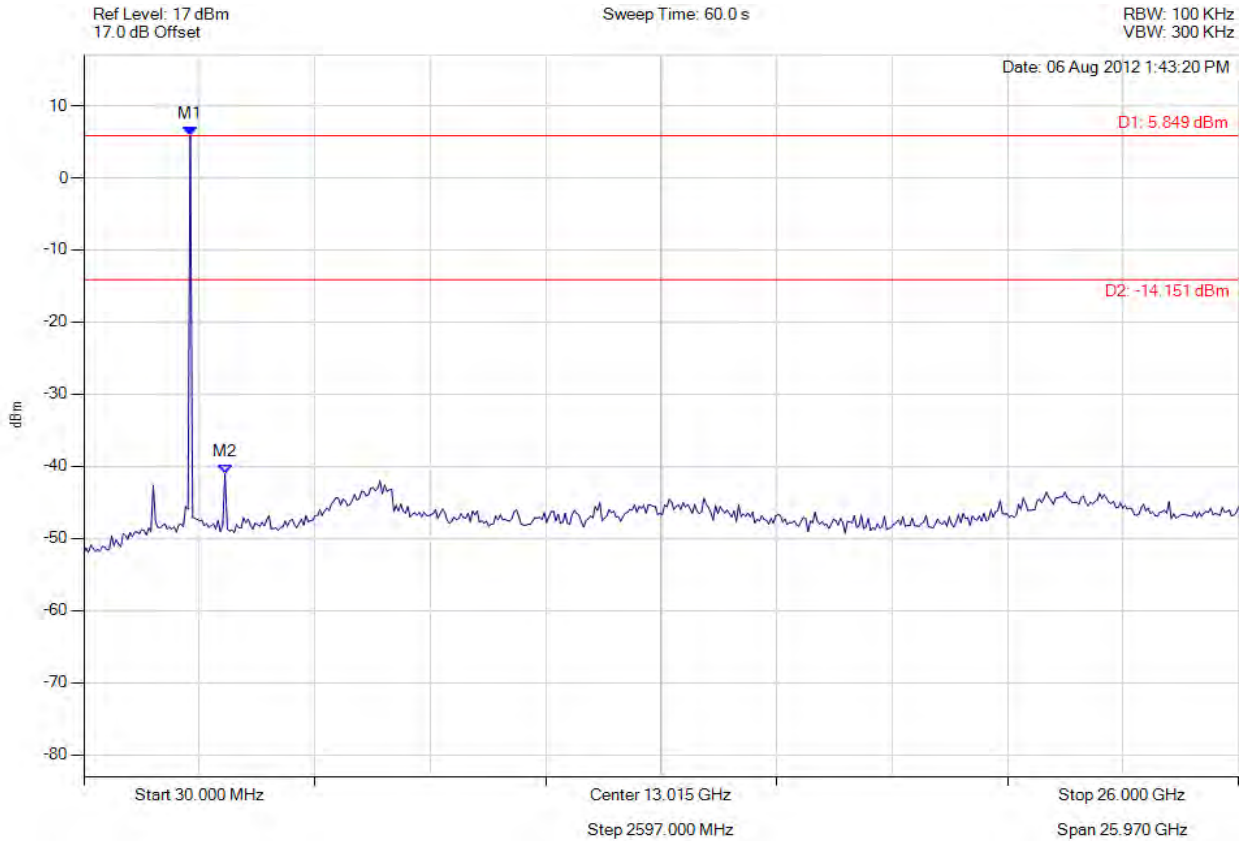


Title: AP0127450, AP0127460
To: FCC 47 CFR Part 15.247 & IC RSS-210
Serial #: RDWN14-U6 Rev A
Issue Date: 14th December 2012
Page: 354 of 457



con tx spr emissions

Variant: 10 MHz, Channel: 2437.00 MHz, Chain B, Temp: Ambient, Voltage: 48.00 Vdc



Analyser Setup	Marker : Frequency : Amplitude	Test Results
Detector = MAX PEAK Sweep Count = 0 RF Atten (dB) = 20 Trace Mode = VIEW	M1 : 2424.028 MHz : 5.849 dBm M2 : 3204.689 MHz : -41.009 dBm	Limit: -14.15 Margin: -27

[Back to the Matrix](#)

This test report may be reproduced in full only. The document may only be updated by MiCOM Labs personnel. Any changes will be noted in the Document History section of the report.

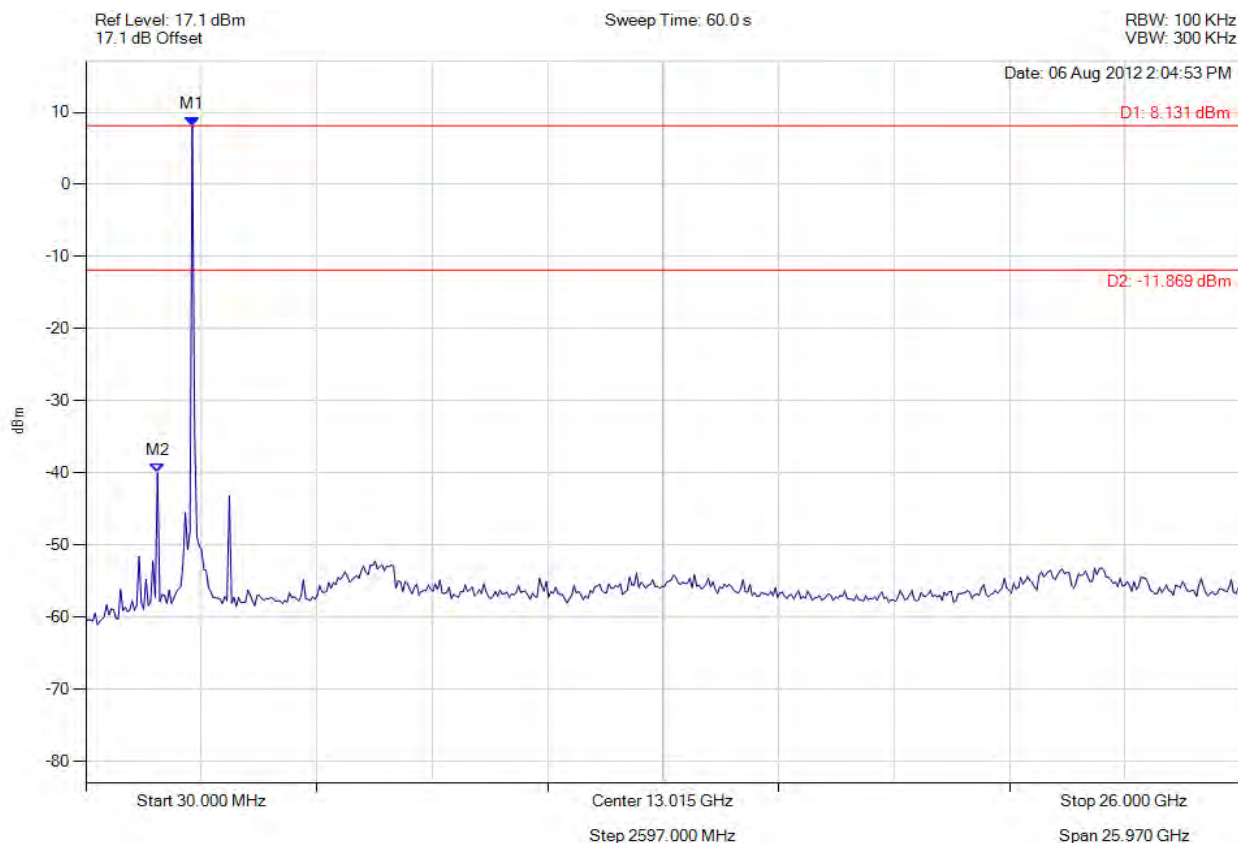


Title: AP0127450, AP0127460
To: FCC 47 CFR Part 15.247 & IC RSS-210
Serial #: RDWN14-U6 Rev A
Issue Date: 14th December 2012
Page: 355 of 457



con tx spr emissions

Variant: 10 MHz, Channel: 2462.00 MHz, Chain A, Temp: Ambient, Voltage: 48.00 Vdc



Analyser Setup	Marker : Frequency : Amplitude	Test Results
Detector = MAX PEAK Sweep Count = 0 RF Atten (dB) = 10 Trace Mode = VIEW	M1 : 2424.028 MHz : 8.131 dBm M2 : 1643.367 MHz : -39.999 dBm	Limit: -11.87 Margin: -28

[Back to the Matrix](#)

This test report may be reproduced in full only. The document may only be updated by MiCOM Labs personnel. Any changes will be noted in the Document History section of the report.

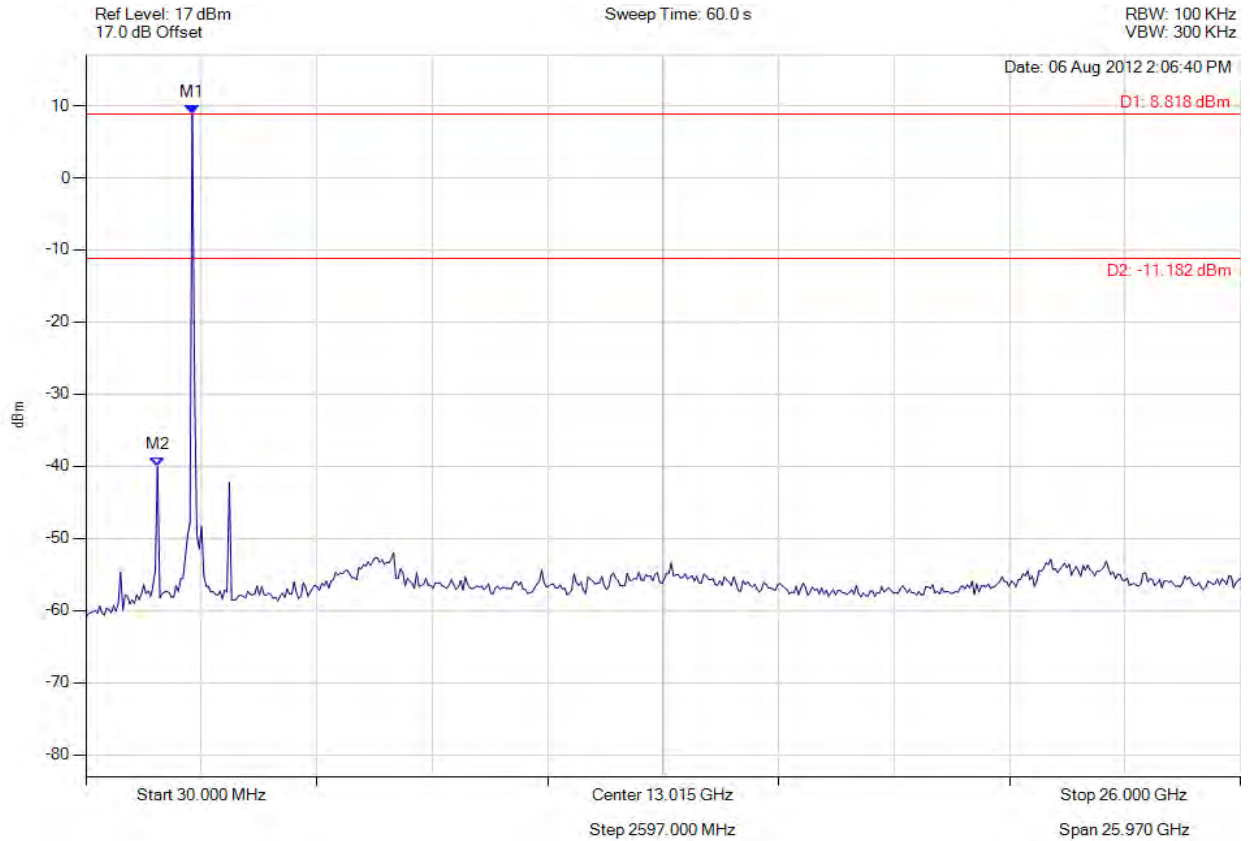


Title: AP0127450, AP0127460
To: FCC 47 CFR Part 15.247 & IC RSS-210
Serial #: RDWN14-U6 Rev A
Issue Date: 14th December 2012
Page: 356 of 457



con tx spr emissions

Variant: 10 MHz, Channel: 2462.00 MHz, Chain B, Temp: Ambient, Voltage: 48.00 Vdc



Analyser Setup	Marker : Frequency : Amplitude	Test Results
Detector = MAX PEAK Sweep Count = 0 RF Atten (dB) = 10 Trace Mode = VIEW	M1 : 2424.028 MHz : 8.818 dBm M2 : 1643.367 MHz : -40.043 dBm	Limit: -11.18 Margin: -29

[Back to the Matrix](#)

This test report may be reproduced in full only. The document may only be updated by MiCOM Labs personnel. Any changes will be noted in the Document History section of the report.

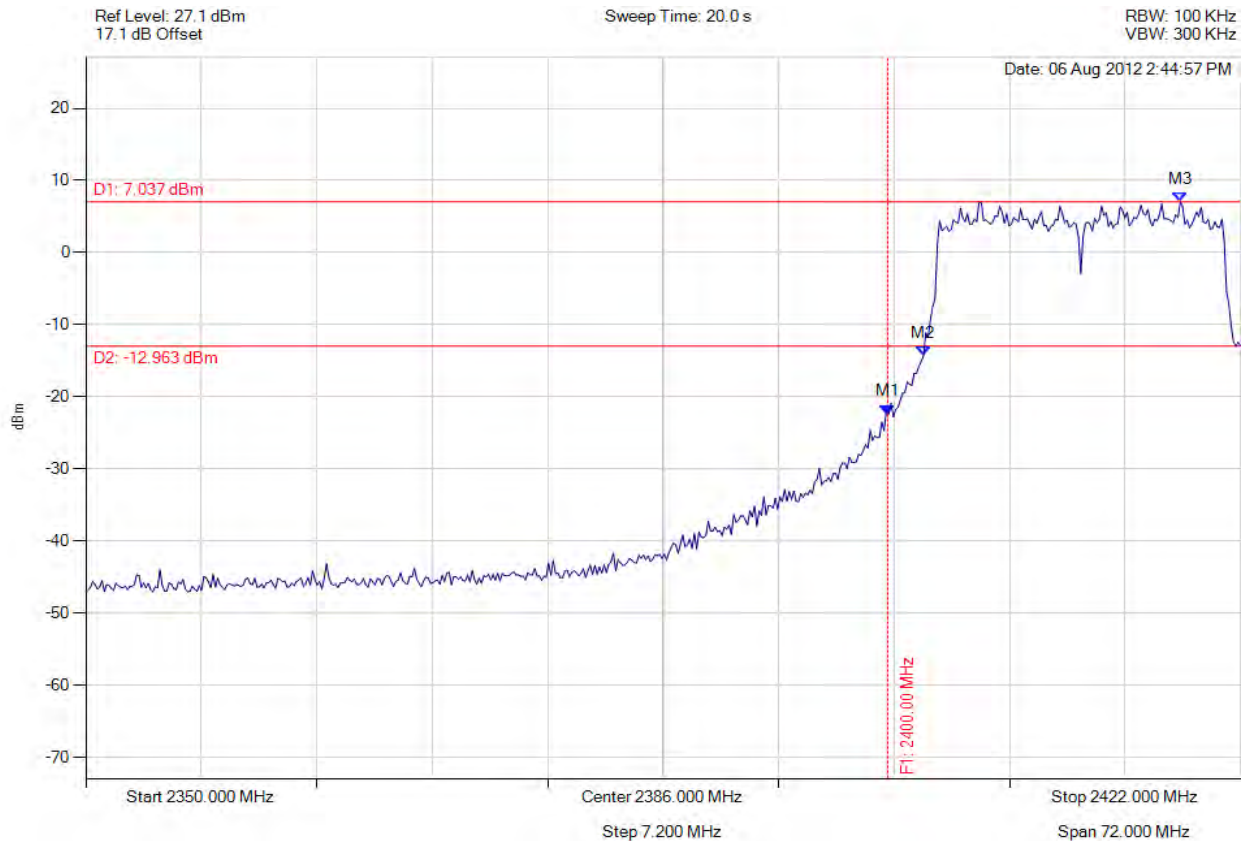


Title: AP0127450, AP0127460
To: FCC 47 CFR Part 15.247 & IC RSS-210
Serial #: RDWN14-U6 Rev A
Issue Date: 14th December 2012
Page: 357 of 457



bandedge

Variant: 20 MHz, Channel: 2412.00 MHz, Chain A, Temp: Ambient, Voltage: 48.00 Vdc



Analyser Setup	Marker : Frequency : Amplitude	Test Results
Detector = MAX PEAK Sweep Count = 0 RF Atten (dB) = 20 Trace Mode = VIEW	M1 : 2400.000 MHz : -22.367 dBm M2 : 2402.232 MHz : -14.329 dBm M3 : 2418.248 MHz : 7.037 dBm	Limit: -12.96 Margin: -9

[Back to the Matrix](#)

This test report may be reproduced in full only. The document may only be updated by MiCOM Labs personnel. Any changes will be noted in the Document History section of the report.

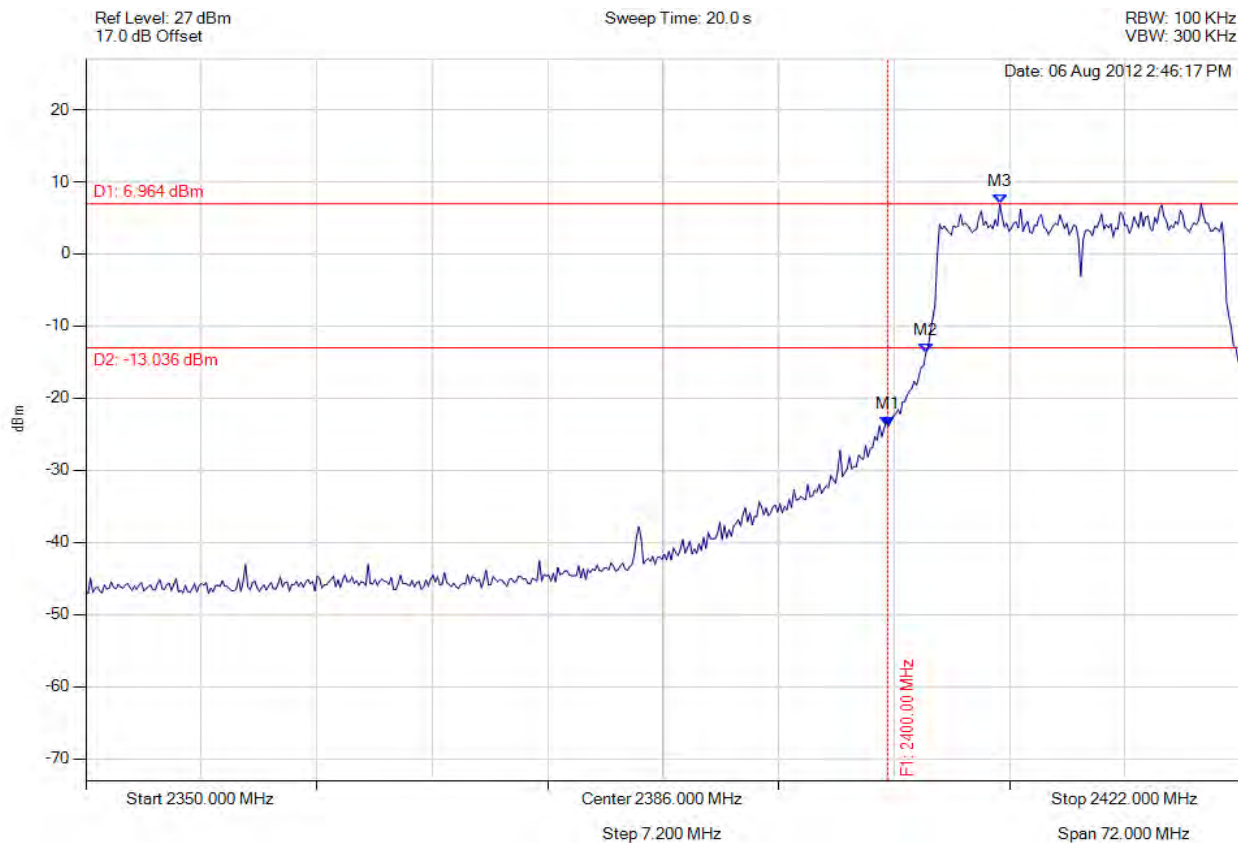


Title: AP0127450, AP0127460
To: FCC 47 CFR Part 15.247 & IC RSS-210
Serial #: RDWN14-U6 Rev A
Issue Date: 14th December 2012
Page: 358 of 457



bandedge

Variant: 20 MHz, Channel: 2412.00 MHz, Chain B, Temp: Ambient, Voltage: 48.00 Vdc



Analyser Setup	Marker : Frequency : Amplitude	Test Results
Detector = MAX PEAK Sweep Count = 0 RF Atten (dB) = 20 Trace Mode = VIEW	M1 : 2400.000 MHz : -23.858 dBm M2 : 2402.377 MHz : -13.738 dBm M3 : 2406.994 MHz : 6.964 dBm	Limit: -13.04 Margin: -11

[Back to the Matrix](#)

This test report may be reproduced in full only. The document may only be updated by MiCOM Labs personnel. Any changes will be noted in the Document History section of the report.

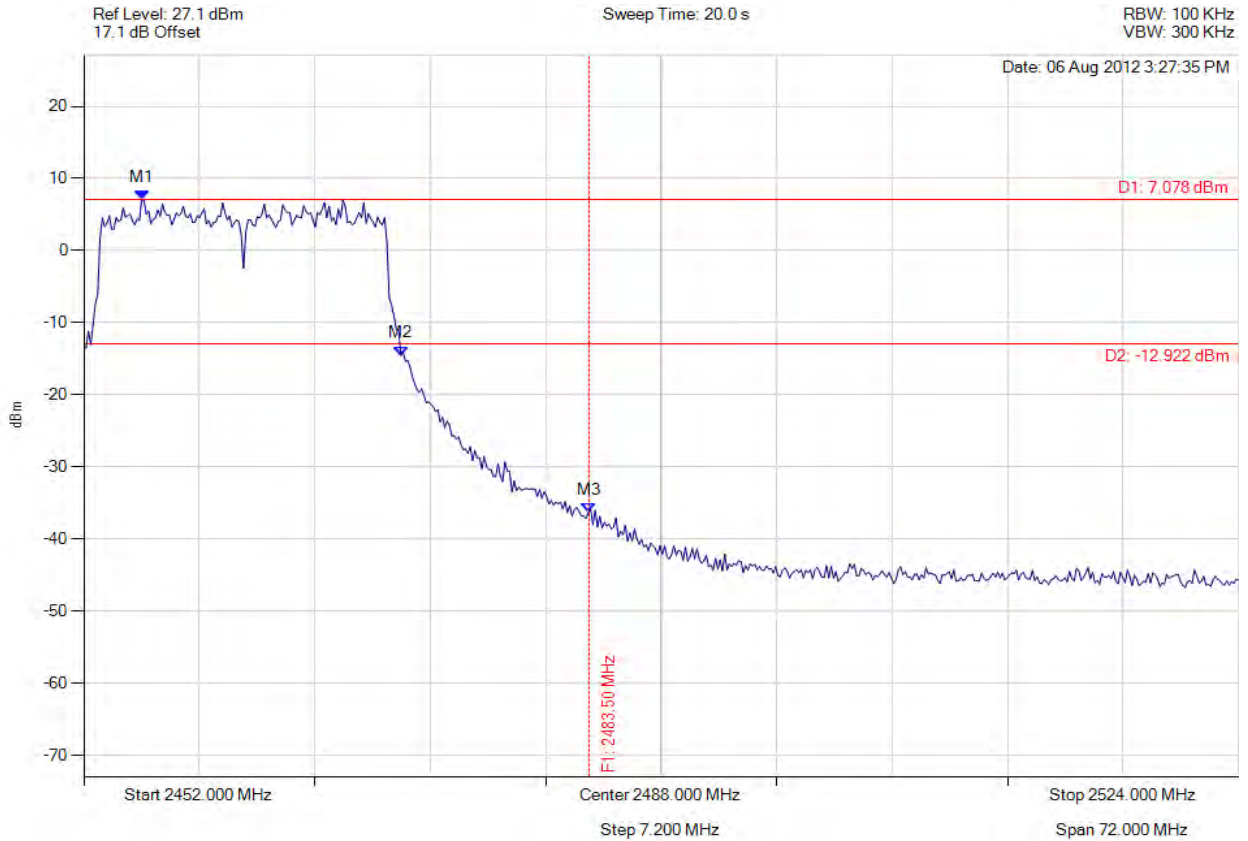


Title: AP0127450, AP0127460
To: FCC 47 CFR Part 15.247 & IC RSS-210
Serial #: RDWN14-U6 Rev A
Issue Date: 14th December 2012
Page: 359 of 457



bandedge

Variant: 20 MHz, Channel: 2462.00 MHz, Chain A, Temp: Ambient, Voltage: 48.00 Vdc



Analyser Setup	Marker : Frequency : Amplitude	Test Results
Detector = MAX PEAK Sweep Count = 0 RF Atten (dB) = 20 Trace Mode = VIEW	M1 : 2455.607 MHz : 7.078 dBm M2 : 2471.768 MHz : -14.525 dBm M3 : 2483.500 MHz : -36.335 dBm	Limit: -12.92 Margin: -23

[Back to the Matrix](#)

This test report may be reproduced in full only. The document may only be updated by MiCOM Labs personnel. Any changes will be noted in the Document History section of the report.

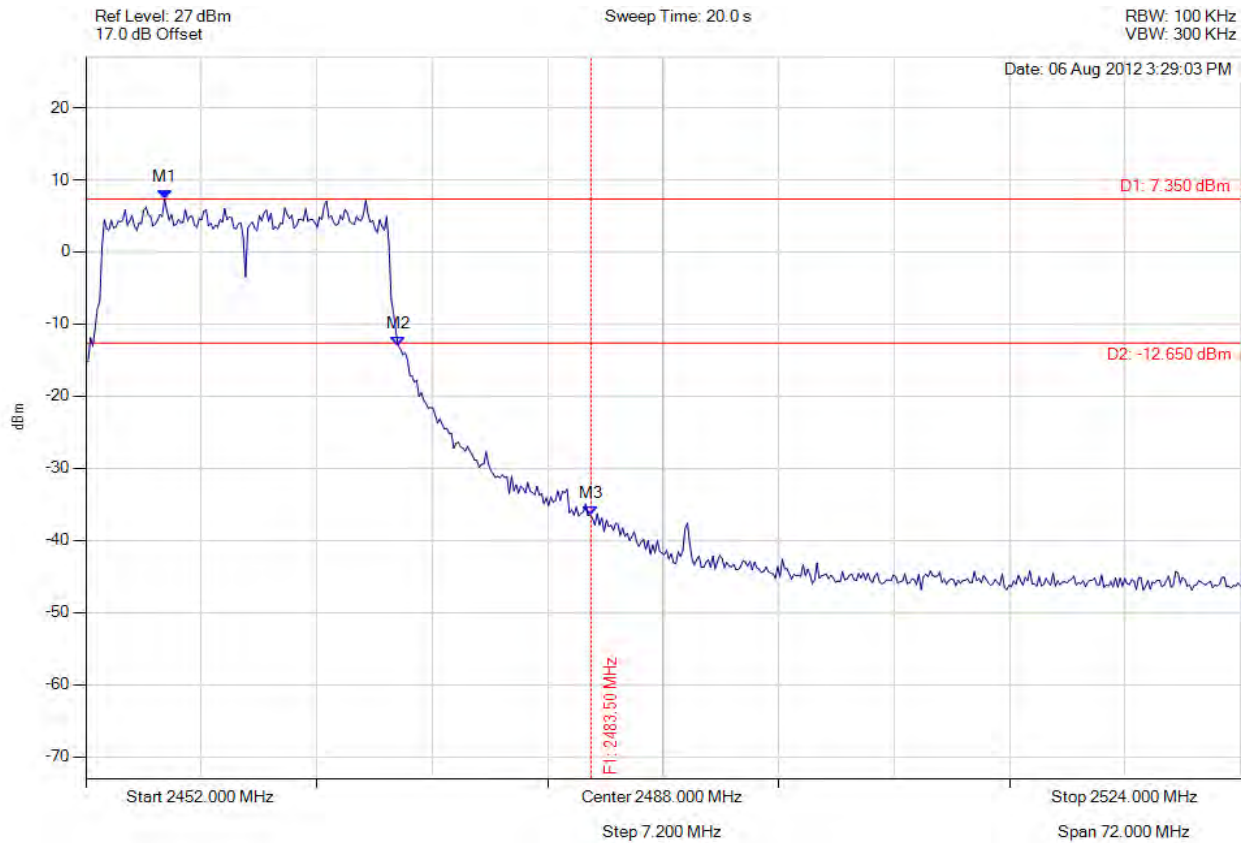


Title: AP0127450, AP0127460
To: FCC 47 CFR Part 15.247 & IC RSS-210
Serial #: RDWN14-U6 Rev A
Issue Date: 14th December 2012
Page: 360 of 457



bandedge

Variant: 20 MHz, Channel: 2462.00 MHz, Chain B, Temp: Ambient, Voltage: 48.00 Vdc



Analyser Setup	Marker : Frequency : Amplitude	Test Results
Detector = MAX PEAK Sweep Count = 0 RF Atten (dB) = 20 Trace Mode = VIEW	M1 : 2456.906 MHz : 7.350 dBm M2 : 2471.479 MHz : -13.059 dBm M3 : 2483.500 MHz : -36.500 dBm	Limit: -12.65 Margin: -24

[Back to the Matrix](#)

This test report may be reproduced in full only. The document may only be updated by MiCOM Labs personnel. Any changes will be noted in the Document History section of the report.

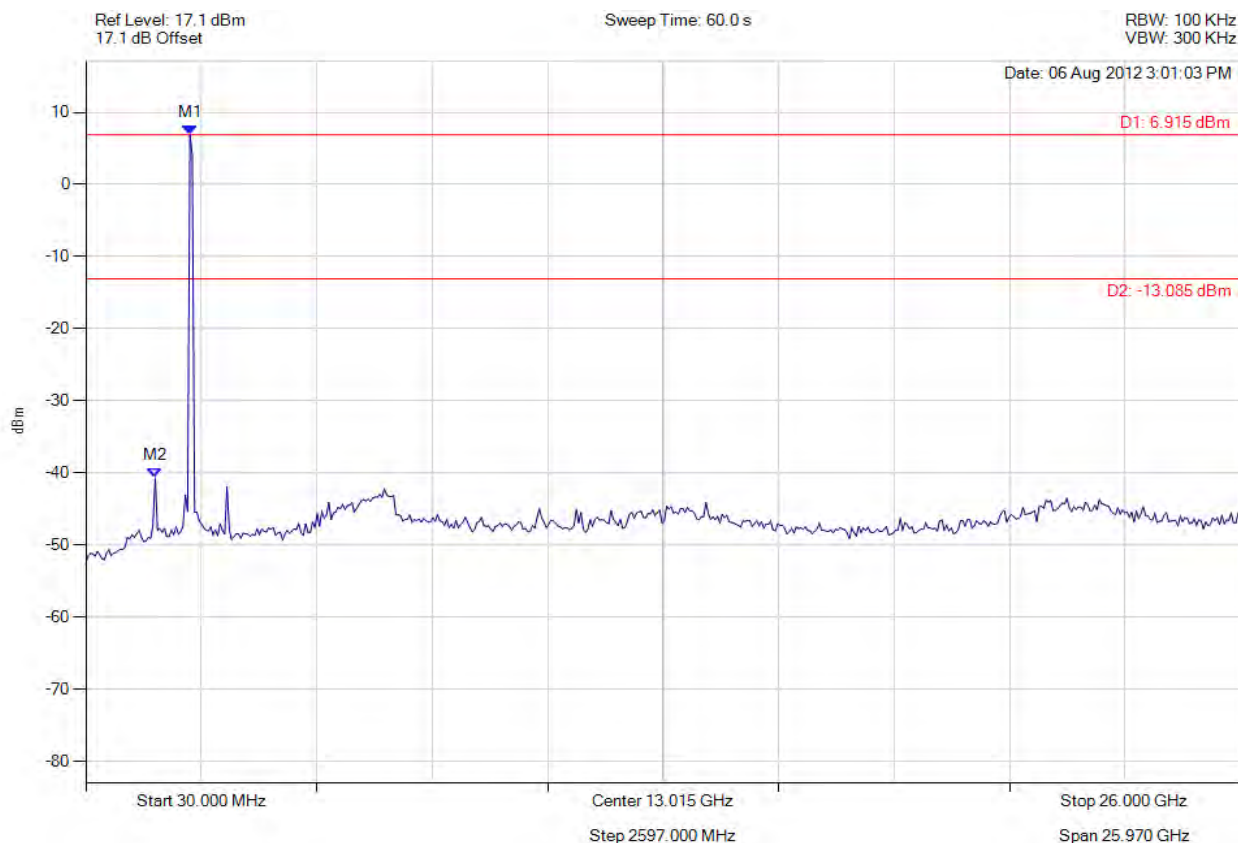


Title: AP0127450, AP0127460
To: FCC 47 CFR Part 15.247 & IC RSS-210
Serial #: RDWN14-U6 Rev A
Issue Date: 14th December 2012
Page: 361 of 457



con tx spr emissions

Variant: 20 MHz, Channel: 2412.00 MHz, Chain A, Temp: Ambient, Voltage: 48.00 Vdc



Analyser Setup	Marker : Frequency : Amplitude	Test Results
Detector = MAX PEAK Sweep Count = 0 RF Atten (dB) = 20 Trace Mode = VIEW	M1 : 2371.984 MHz : 6.915 dBm M2 : 1591.323 MHz : -40.677 dBm	Limit: -13.09 Margin: -28

[Back to the Matrix](#)

This test report may be reproduced in full only. The document may only be updated by MiCOM Labs personnel. Any changes will be noted in the Document History section of the report.

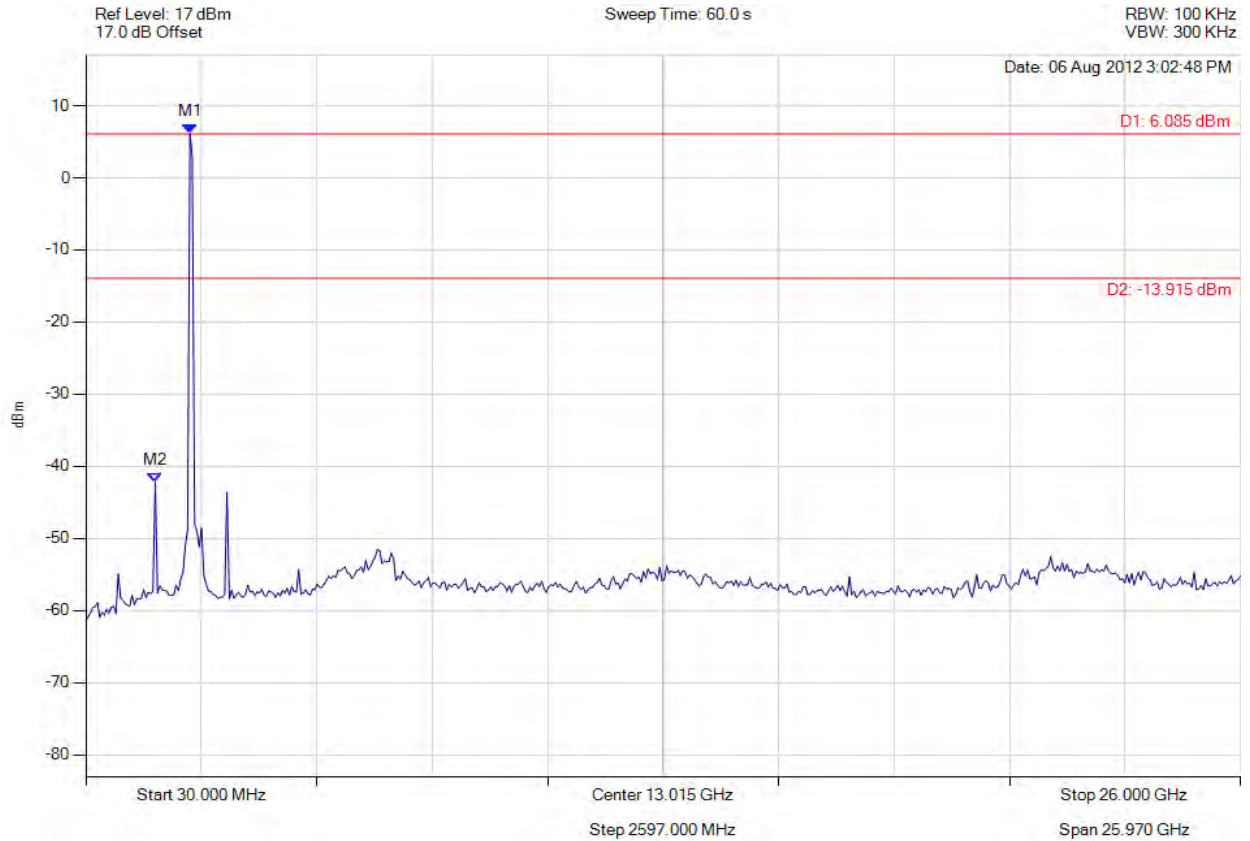


Title: AP0127450, AP0127460
To: FCC 47 CFR Part 15.247 & IC RSS-210
Serial #: RDWN14-U6 Rev A
Issue Date: 14th December 2012
Page: 362 of 457



con tx spr emissions

Variant: 20 MHz, Channel: 2412.00 MHz, Chain B, Temp: Ambient, Voltage: 48.00 Vdc



Analyser Setup	Marker : Frequency : Amplitude	Test Results
Detector = MAX PEAK Sweep Count = 0 RF Atten (dB) = 10 Trace Mode = VIEW	M1 : 2371.984 MHz : 6.085 dBm M2 : 1591.323 MHz : -42.237 dBm	Limit: -13.92 Margin: -28

[Back to the Matrix](#)

This test report may be reproduced in full only. The document may only be updated by MiCOM Labs personnel. Any changes will be noted in the Document History section of the report.

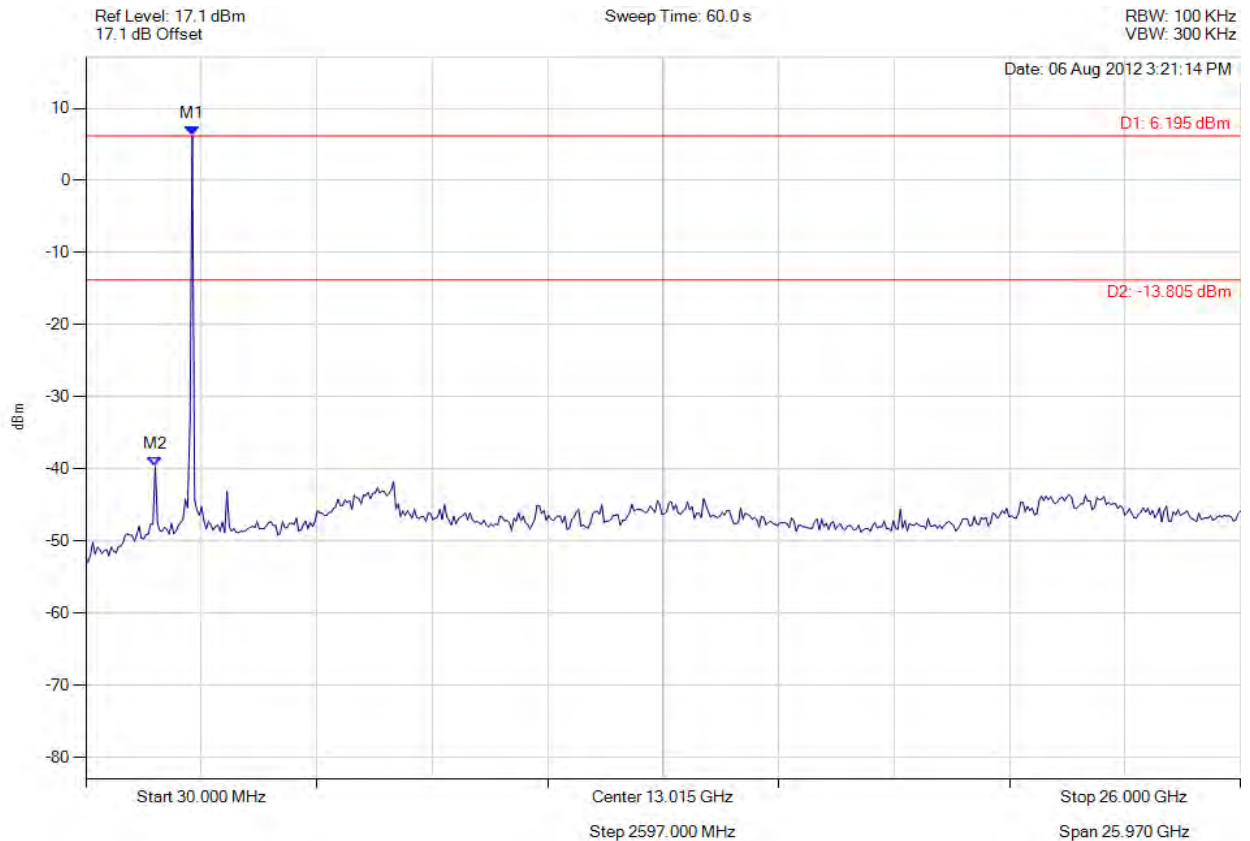


Title: AP0127450, AP0127460
To: FCC 47 CFR Part 15.247 & IC RSS-210
Serial #: RDWN14-U6 Rev A
Issue Date: 14th December 2012
Page: 363 of 457



con tx spr emissions

Variant: 20 MHz, Channel: 2437.00 MHz, Chain A, Temp: Ambient, Voltage: 48.00 Vdc



Analyser Setup	Marker : Frequency : Amplitude	Test Results
Detector = MAX PEAK Sweep Count = 0 RF Atten (dB) = 20 Trace Mode = VIEW	M1 : 2424.028 MHz : 6.195 dBm M2 : 1591.323 MHz : -39.650 dBm	Limit: -13.81 Margin: -26

[Back to the Matrix](#)

This test report may be reproduced in full only. The document may only be updated by MiCOM Labs personnel. Any changes will be noted in the Document History section of the report.

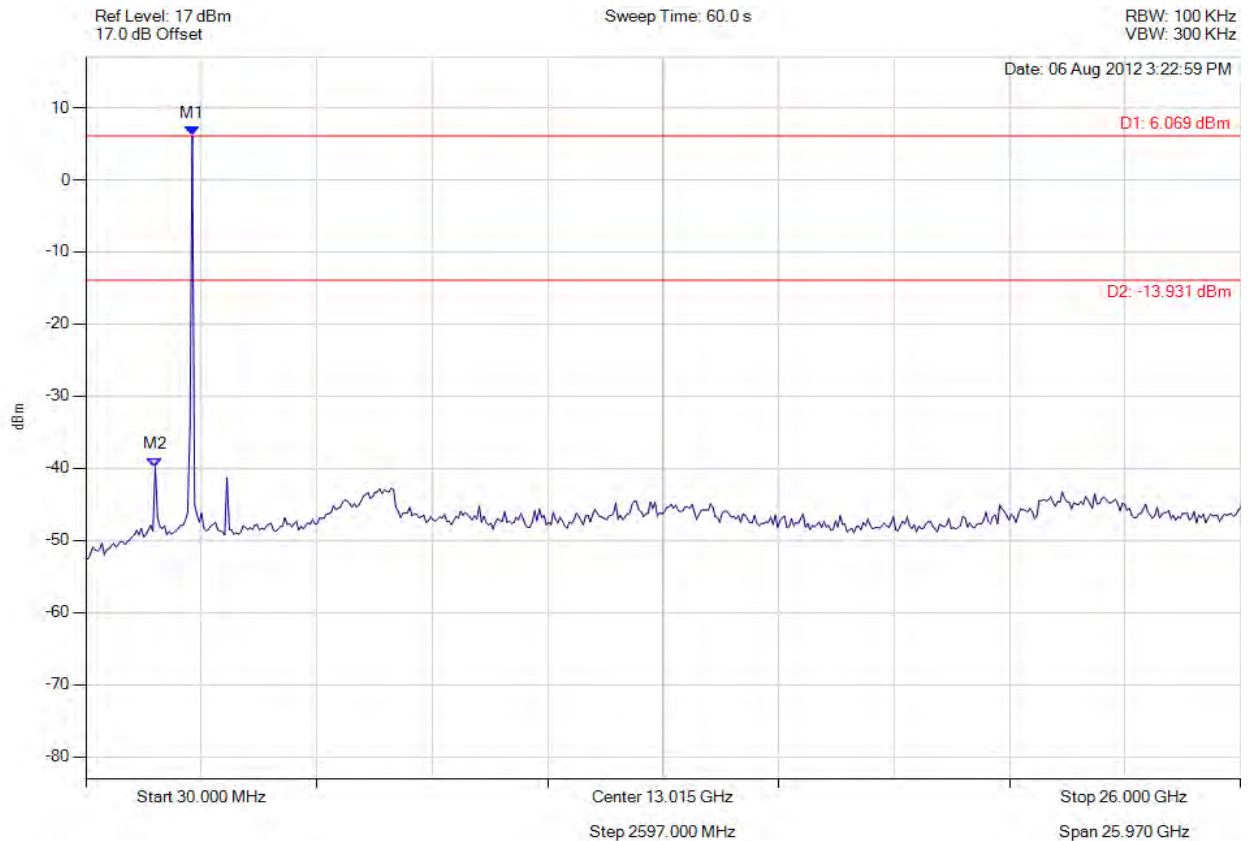


Title: AP0127450, AP0127460
To: FCC 47 CFR Part 15.247 & IC RSS-210
Serial #: RDWN14-U6 Rev A
Issue Date: 14th December 2012
Page: 364 of 457



con tx spr emissions

Variant: 20 MHz, Channel: 2437.00 MHz, Chain B, Temp: Ambient, Voltage: 48.00 Vdc



Analyser Setup	Marker : Frequency : Amplitude	Test Results
Detector = MAX PEAK Sweep Count = 0 RF Atten (dB) = 20 Trace Mode = VIEW	M1 : 2424.028 MHz : 6.069 dBm M2 : 1591.323 MHz : -39.803 dBm	Limit: -13.93 Margin: -26

[Back to the Matrix](#)

This test report may be reproduced in full only. The document may only be updated by MiCOM Labs personnel. Any changes will be noted in the Document History section of the report.

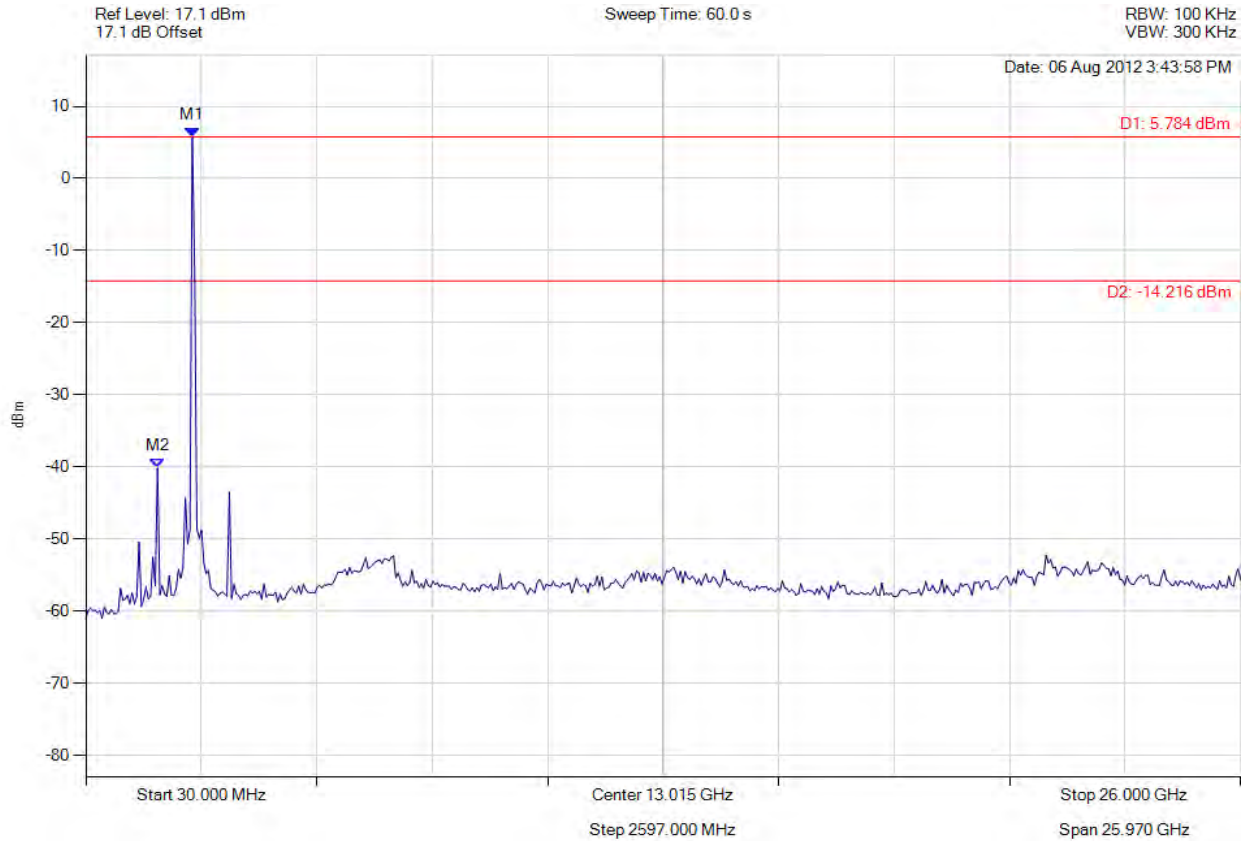


Title: AP0127450, AP0127460
To: FCC 47 CFR Part 15.247 & IC RSS-210
Serial #: RDWN14-U6 Rev A
Issue Date: 14th December 2012
Page: 365 of 457



con tx spr emissions

Variant: 20 MHz, Channel: 2462.00 MHz, Chain A, Temp: Ambient, Voltage: 48.00 Vdc



Analyser Setup	Marker : Frequency : Amplitude	Test Results
Detector = MAX PEAK Sweep Count = 0 RF Atten (dB) = 10 Trace Mode = VIEW	M1 : 2424.028 MHz : 5.784 dBm M2 : 1643.367 MHz : -40.164 dBm	Limit: -14.22 Margin: -26

[Back to the Matrix](#)

This test report may be reproduced in full only. The document may only be updated by MiCOM Labs personnel. Any changes will be noted in the Document History section of the report.

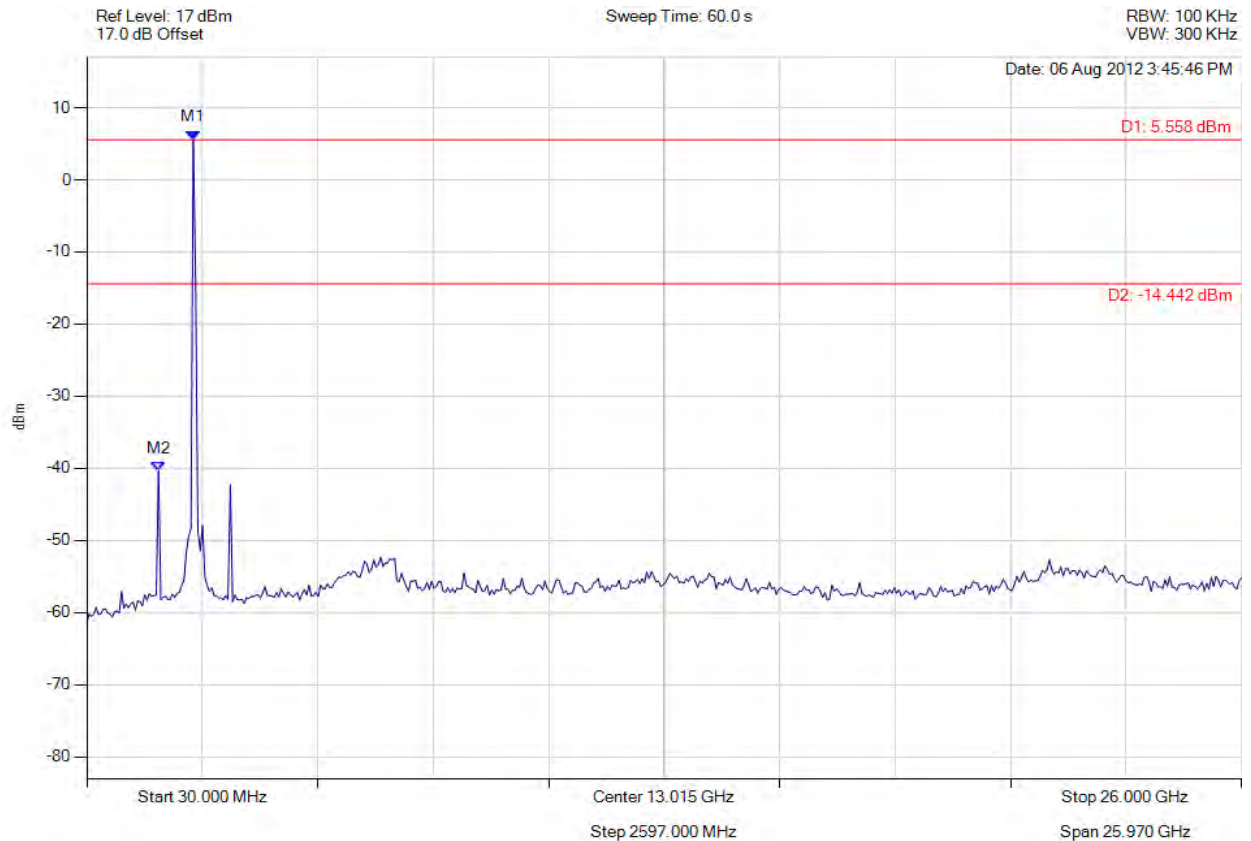


Title: AP0127450, AP0127460
To: FCC 47 CFR Part 15.247 & IC RSS-210
Serial #: RDWN14-U6 Rev A
Issue Date: 14th December 2012
Page: 366 of 457



con tx spr emissions

Variant: 20 MHz, Channel: 2462.00 MHz, Chain B, Temp: Ambient, Voltage: 48.00 Vdc



Analyser Setup	Marker : Frequency : Amplitude	Test Results
Detector = MAX PEAK Sweep Count = 0 RF Atten (dB) = 10 Trace Mode = VIEW	M1 : 2424.028 MHz : 5.558 dBm M2 : 1643.367 MHz : -40.378 dBm	Limit: -14.44 Margin: -26

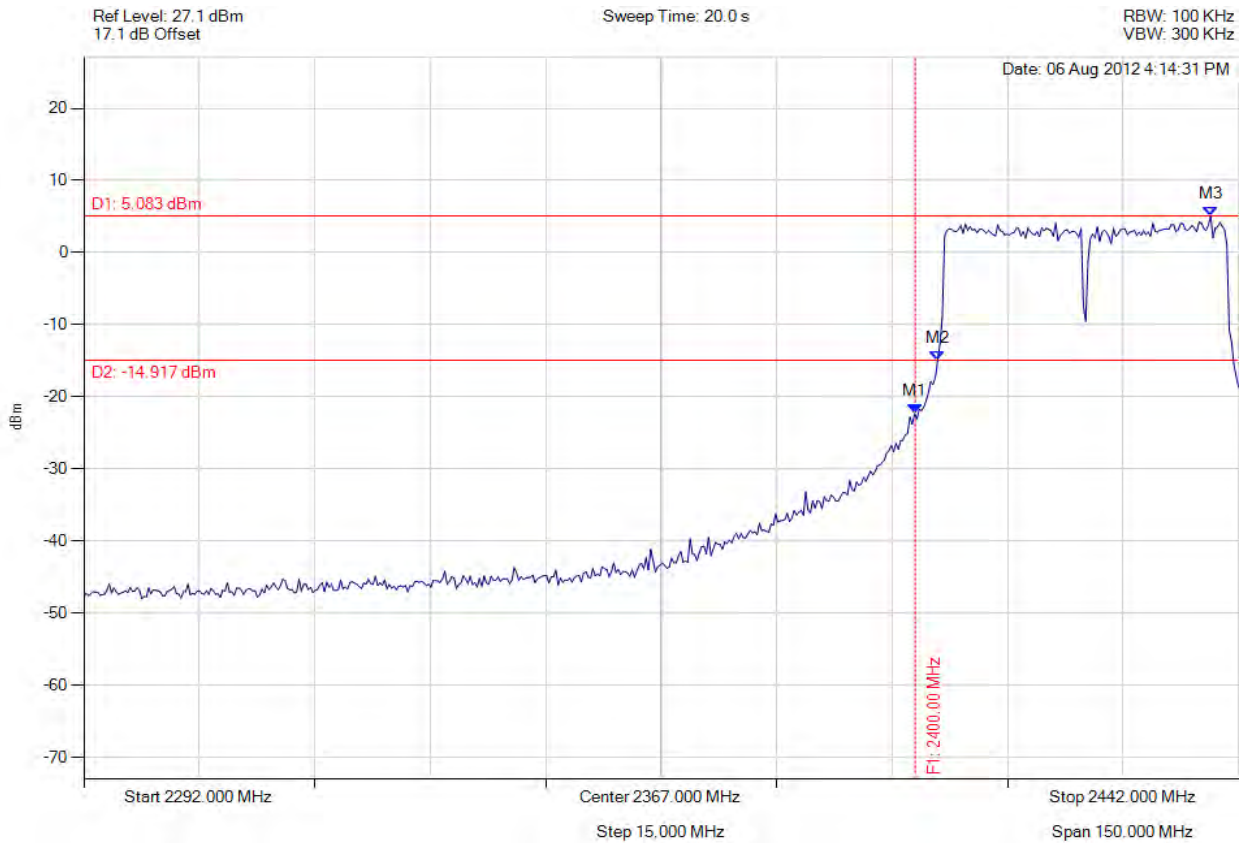
[Back to the Matrix](#)

This test report may be reproduced in full only. The document may only be updated by MiCOM Labs personnel. Any changes will be noted in the Document History section of the report.



bandedge

Variant: 40 MHz, Channel: 2422.00 MHz, Chain A, Temp: Ambient, Voltage: 48.00 Vdc



Analyser Setup	Marker : Frequency : Amplitude	Test Results
Detector = MAX PEAK Sweep Count = 0 RF Atten (dB) = 20 Trace Mode = VIEW	M1 : 2400.000 MHz : -22.318 dBm M2 : 2402.922 MHz : -14.964 dBm M3 : 2438.393 MHz : 5.083 dBm	Limit: -14.92 Margin: -7

[Back to the Matrix](#)

This test report may be reproduced in full only. The document may only be updated by MiCOM Labs personnel. Any changes will be noted in the Document History section of the report.

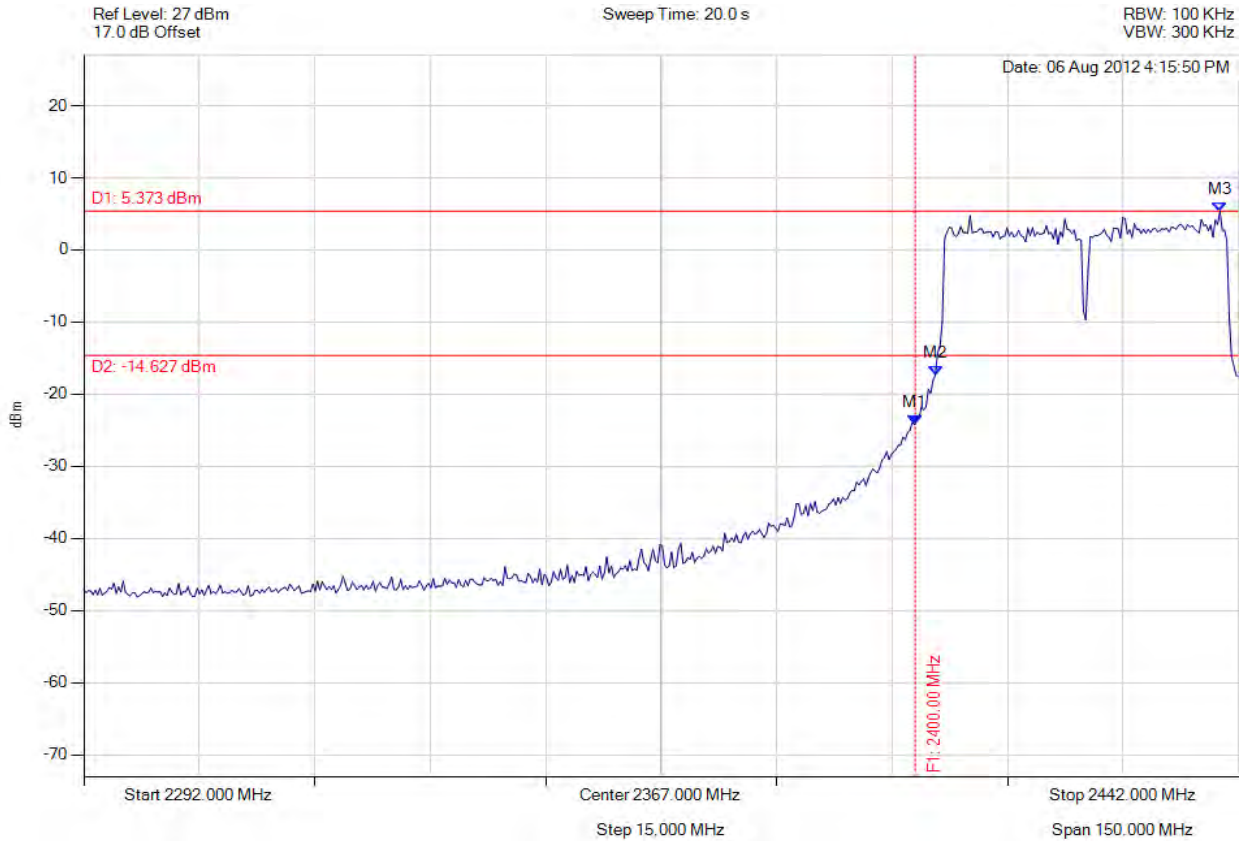


Title: AP0127450, AP0127460
To: FCC 47 CFR Part 15.247 & IC RSS-210
Serial #: RDWN14-U6 Rev A
Issue Date: 14th December 2012
Page: 368 of 457



bandedge

Variant: 40 MHz, Channel: 2422.00 MHz, Chain B, Temp: Ambient, Voltage: 48.00 Vdc



Analyser Setup	Marker : Frequency : Amplitude	Test Results
Detector = MAX PEAK Sweep Count = 0 RF Atten (dB) = 20 Trace Mode = VIEW	M1 : 2400.000 MHz : -24.195 dBm M2 : 2402.621 MHz : -17.397 dBm M3 : 2439.595 MHz : 5.373 dBm	Limit: -14.63 Margin: -10

[Back to the Matrix](#)

This test report may be reproduced in full only. The document may only be updated by MiCOM Labs personnel. Any changes will be noted in the Document History section of the report.

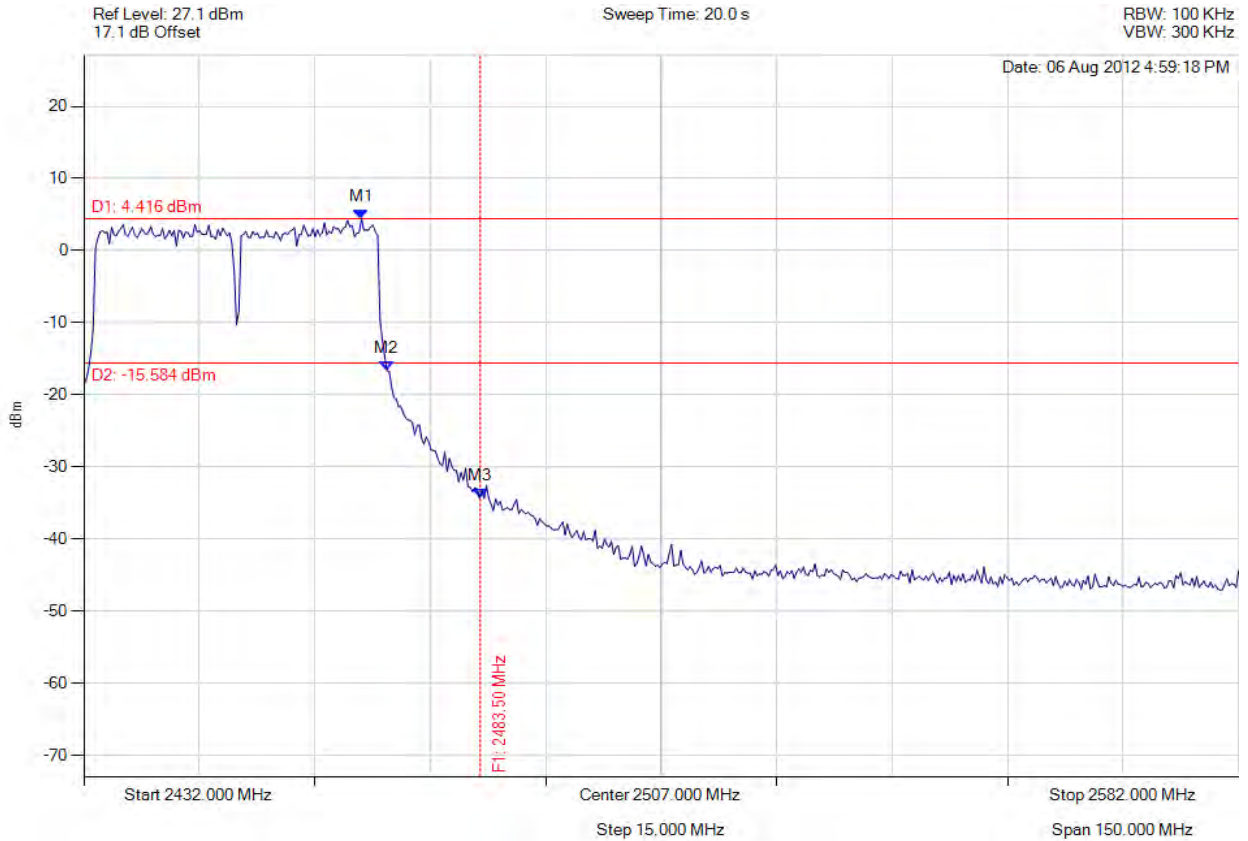


Title: AP0127450, AP0127460
To: FCC 47 CFR Part 15.247 & IC RSS-210
Serial #: RDWN14-U6 Rev A
Issue Date: 14th December 2012
Page: 369 of 457



bandedge

Variant: 40 MHz, Channel: 2452.00 MHz, Chain A, Temp: Ambient, Voltage: 48.00 Vdc



Analyser Setup	Marker : Frequency : Amplitude	Test Results
Detector = MAX PEAK Sweep Count = 0 RF Atten (dB) = 20 Trace Mode = VIEW	M1 : 2468.072 MHz : 4.416 dBm M2 : 2471.379 MHz : -16.648 dBm M3 : 2483.500 MHz : -34.289 dBm	Limit: -15.58 Margin: -19

[Back to the Matrix](#)

This test report may be reproduced in full only. The document may only be updated by MiCOM Labs personnel. Any changes will be noted in the Document History section of the report.

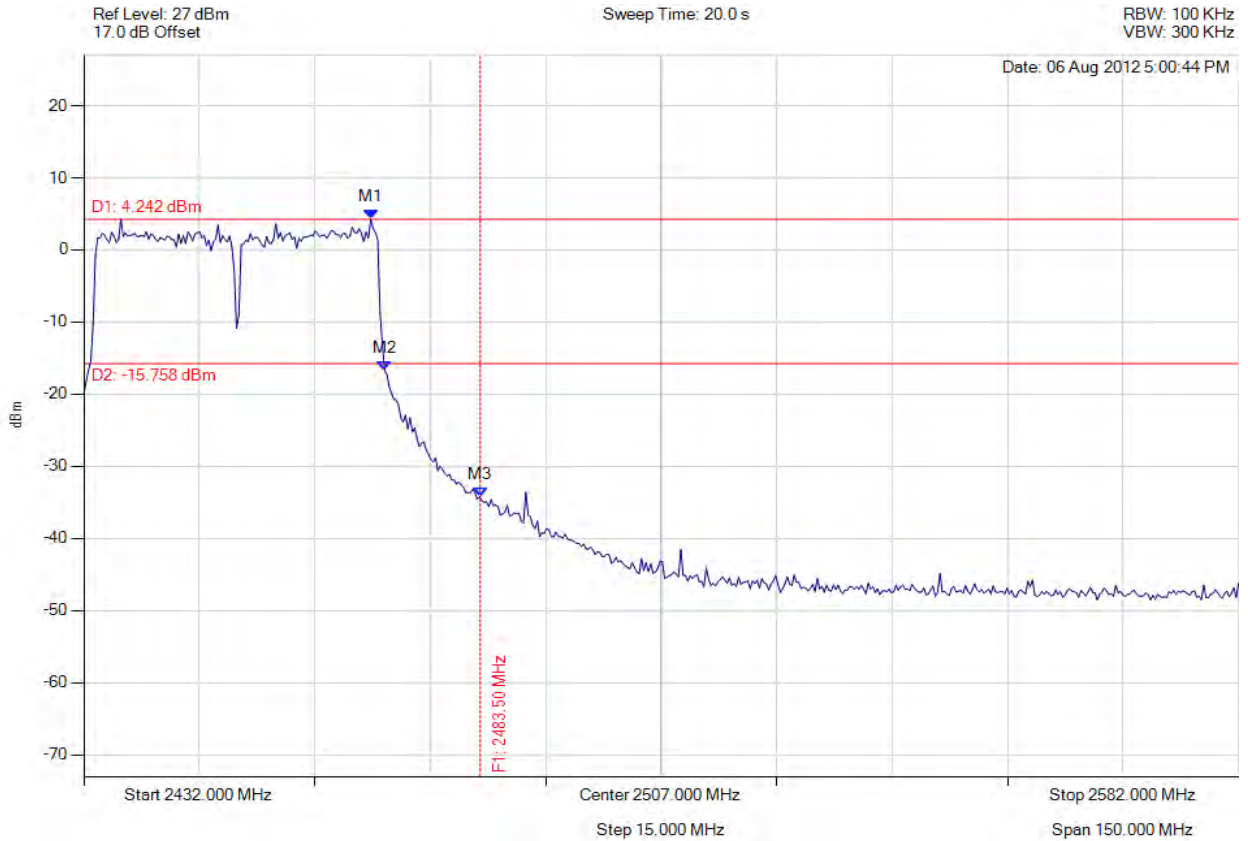


Title: AP0127450, AP0127460
To: FCC 47 CFR Part 15.247 & IC RSS-210
Serial #: RDWN14-U6 Rev A
Issue Date: 14th December 2012
Page: 370 of 457



bandedge

Variant: 40 MHz, Channel: 2452.00 MHz, Chain B, Temp: Ambient, Voltage: 48.00 Vdc



Analyser Setup	Marker : Frequency : Amplitude	Test Results
Detector = MAX PEAK Sweep Count = 0 RF Atten (dB) = 20 Trace Mode = VIEW	M1 : 2469.275 MHz : 4.242 dBm M2 : 2471.078 MHz : -16.736 dBm M3 : 2483.500 MHz : -34.269 dBm	Limit: -15.76 Margin: -19

[Back to the Matrix](#)

This test report may be reproduced in full only. The document may only be updated by MiCOM Labs personnel. Any changes will be noted in the Document History section of the report.

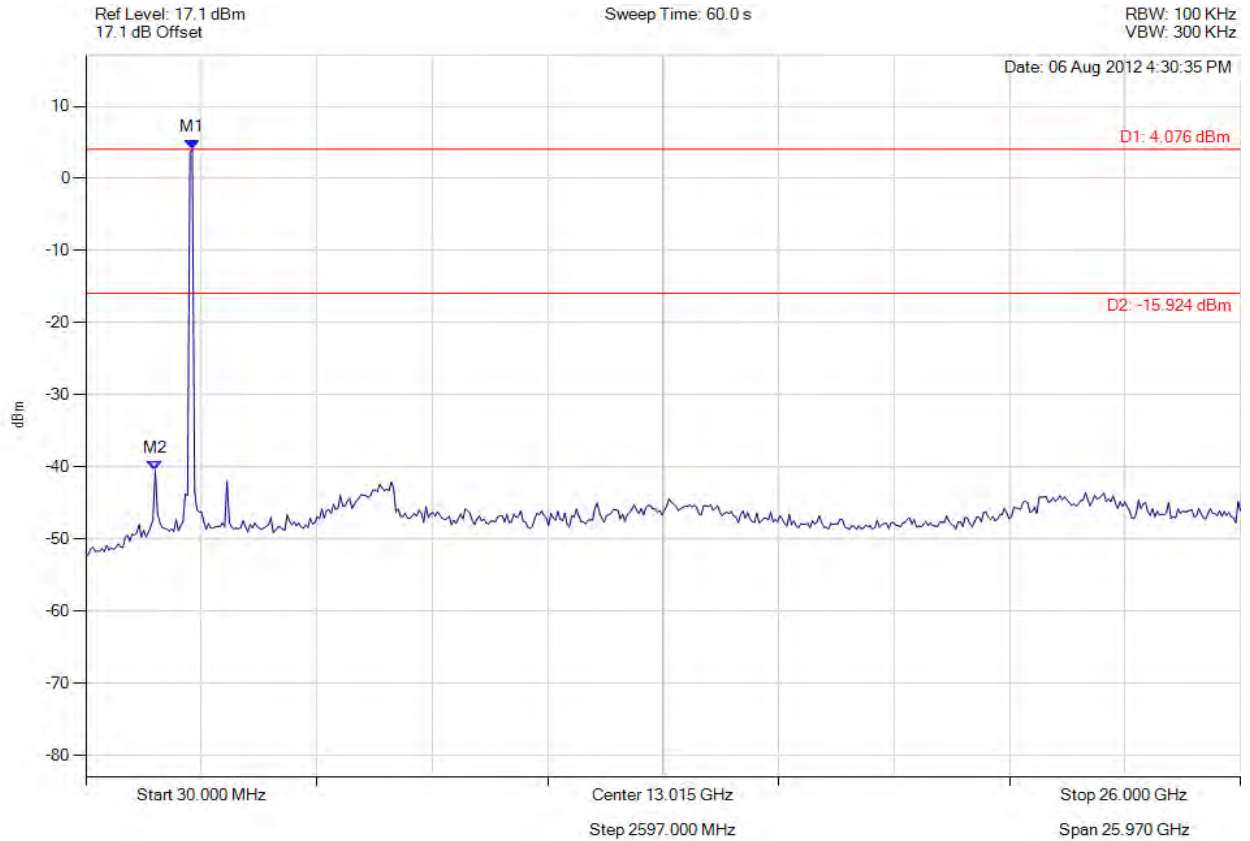


Title: AP0127450, AP0127460
To: FCC 47 CFR Part 15.247 & IC RSS-210
Serial #: RDWN14-U6 Rev A
Issue Date: 14th December 2012
Page: 371 of 457



con tx spr emissions

Variant: 40 MHz, Channel: 2422.00 MHz, Chain A, Temp: Ambient, Voltage: 48.00 Vdc



Analyser Setup	Marker : Frequency : Amplitude	Test Results
Detector = MAX PEAK Sweep Count = 0 RF Atten (dB) = 20 Trace Mode = VIEW	M1 : 2424.028 MHz : 4.076 dBm M2 : 1591.323 MHz : -40.494 dBm	Limit: -15.92 Margin: -25

[Back to the Matrix](#)

This test report may be reproduced in full only. The document may only be updated by MiCOM Labs personnel. Any changes will be noted in the Document History section of the report.

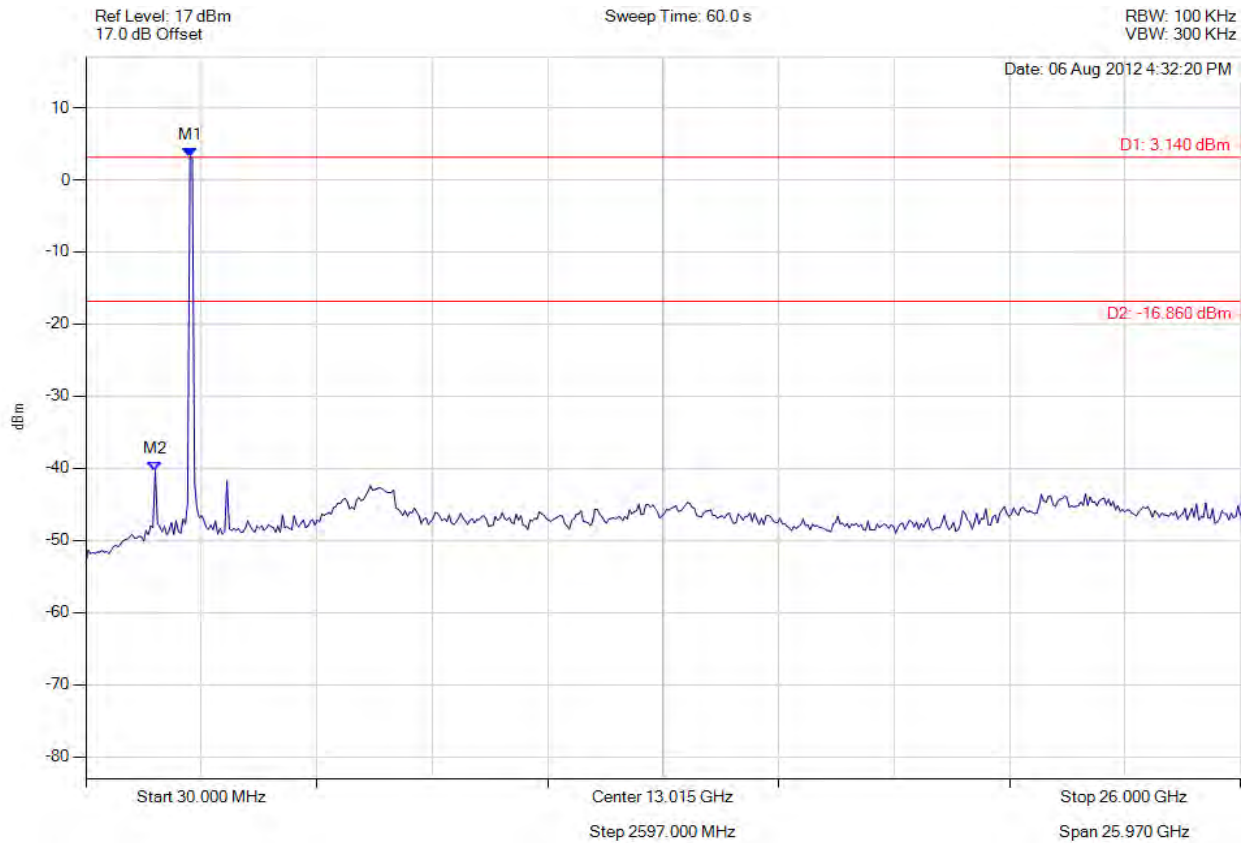


Title: AP0127450, AP0127460
To: FCC 47 CFR Part 15.247 & IC RSS-210
Serial #: RDWN14-U6 Rev A
Issue Date: 14th December 2012
Page: 372 of 457



con tx spr emissions

Variant: 40 MHz, Channel: 2422.00 MHz, Chain B, Temp: Ambient, Voltage: 48.00 Vdc



Analyser Setup	Marker : Frequency : Amplitude	Test Results
Detector = MAX PEAK Sweep Count = 0 RF Atten (dB) = 20 Trace Mode = VIEW	M1 : 2371.984 MHz : 3.140 dBm M2 : 1591.323 MHz : -40.356 dBm	Limit: -16.86 Margin: -23

[Back to the Matrix](#)

This test report may be reproduced in full only. The document may only be updated by MiCOM Labs personnel. Any changes will be noted in the Document History section of the report.

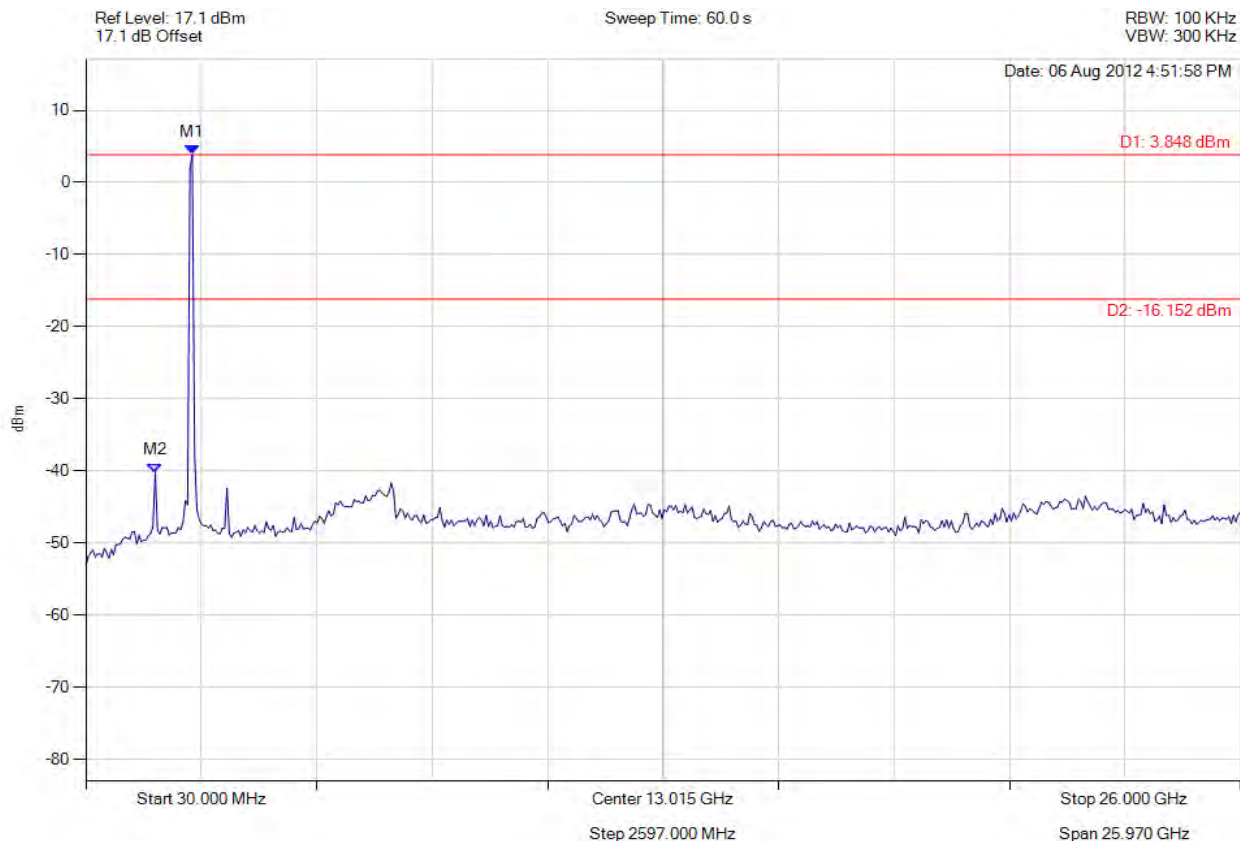


Title: AP0127450, AP0127460
To: FCC 47 CFR Part 15.247 & IC RSS-210
Serial #: RDWN14-U6 Rev A
Issue Date: 14th December 2012
Page: 373 of 457



con tx spr emissions

Variant: 40 MHz, Channel: 2437.00 MHz, Chain A, Temp: Ambient, Voltage: 48.00 Vdc



Analyser Setup	Marker : Frequency : Amplitude	Test Results
Detector = MAX PEAK Sweep Count = 0 RF Atten (dB) = 20 Trace Mode = VIEW	M1 : 2424.028 MHz : 3.848 dBm M2 : 1591.323 MHz : -40.203 dBm	Limit: -16.15 Margin: -24

[Back to the Matrix](#)

This test report may be reproduced in full only. The document may only be updated by MiCOM Labs personnel. Any changes will be noted in the Document History section of the report.

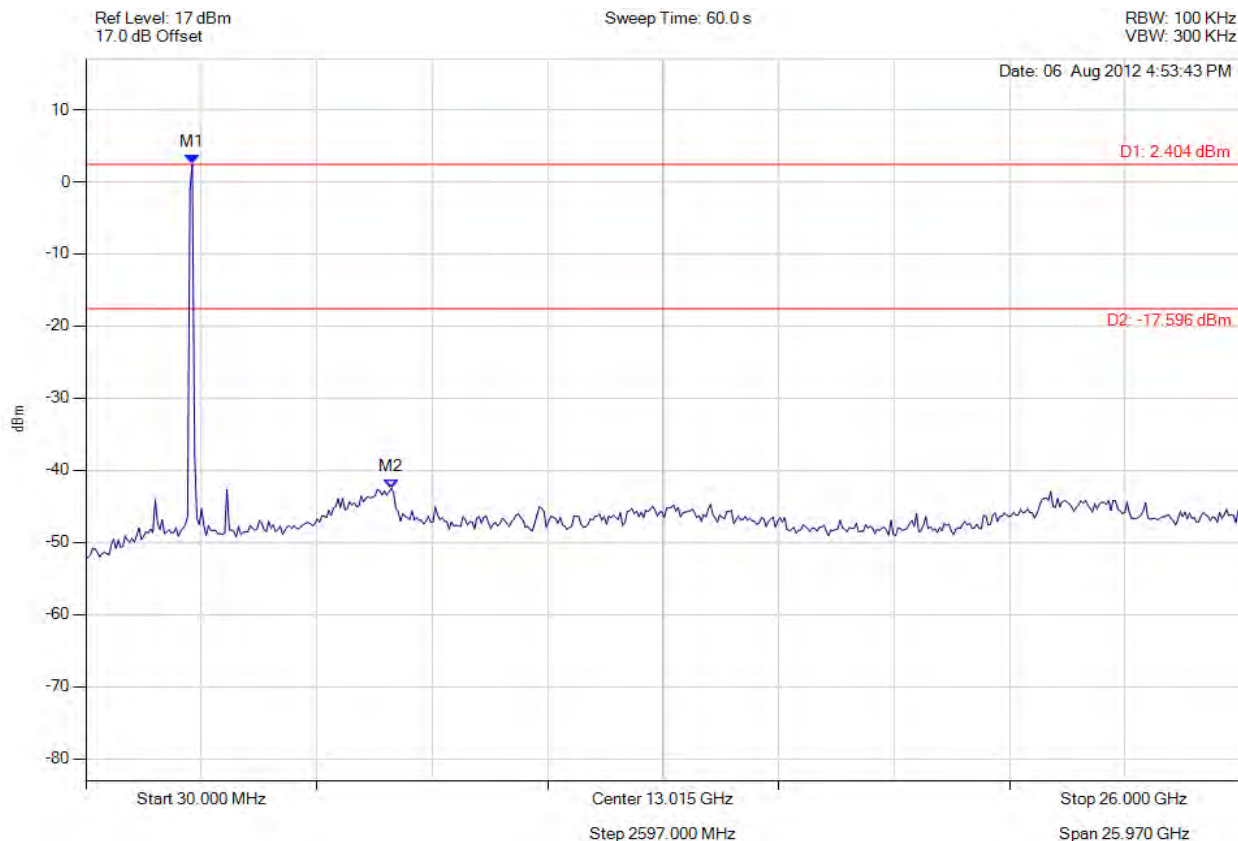


Title: AP0127450, AP0127460
To: FCC 47 CFR Part 15.247 & IC RSS-210
Serial #: RDWN14-U6 Rev A
Issue Date: 14th December 2012
Page: 374 of 457



con tx spr emissions

Variant: 40 MHz, Channel: 2437.00 MHz, Chain B, Temp: Ambient, Voltage: 48.00 Vdc



Analyser Setup	Marker : Frequency : Amplitude	Test Results
Detector = MAX PEAK Sweep Count = 0 RF Atten (dB) = 20 Trace Mode = VIEW	M1 : 2424.028 MHz : 2.404 dBm M2 : 6899.820 MHz : -42.518 dBm	Limit: -17.60 Margin: -25

[Back to the Matrix](#)

This test report may be reproduced in full only. The document may only be updated by MiCOM Labs personnel. Any changes will be noted in the Document History section of the report.

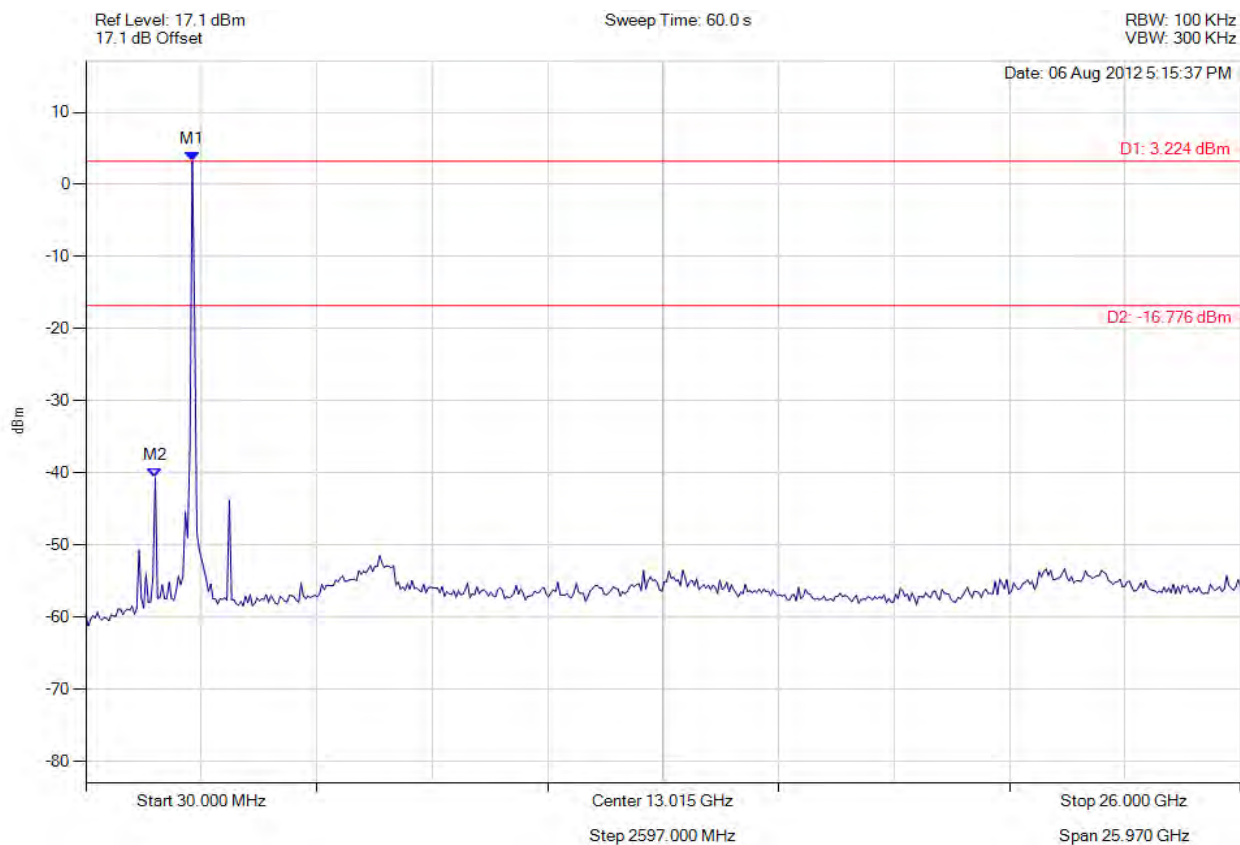


Title: AP0127450, AP0127460
To: FCC 47 CFR Part 15.247 & IC RSS-210
Serial #: RDWN14-U6 Rev A
Issue Date: 14th December 2012
Page: 375 of 457



con tx spr emissions

Variant: 40 MHz, Channel: 2452.00 MHz, Chain A, Temp: Ambient, Voltage: 48.00 Vdc



Analyser Setup	Marker : Frequency : Amplitude	Test Results
Detector = MAX PEAK Sweep Count = 0 RF Atten (dB) = 10 Trace Mode = VIEW	M1 : 2424.028 MHz : 3.224 dBm M2 : 1591.323 MHz : -40.660 dBm	Limit: -16.78 Margin: -24

[Back to the Matrix](#)

This test report may be reproduced in full only. The document may only be updated by MiCOM Labs personnel. Any changes will be noted in the Document History section of the report.

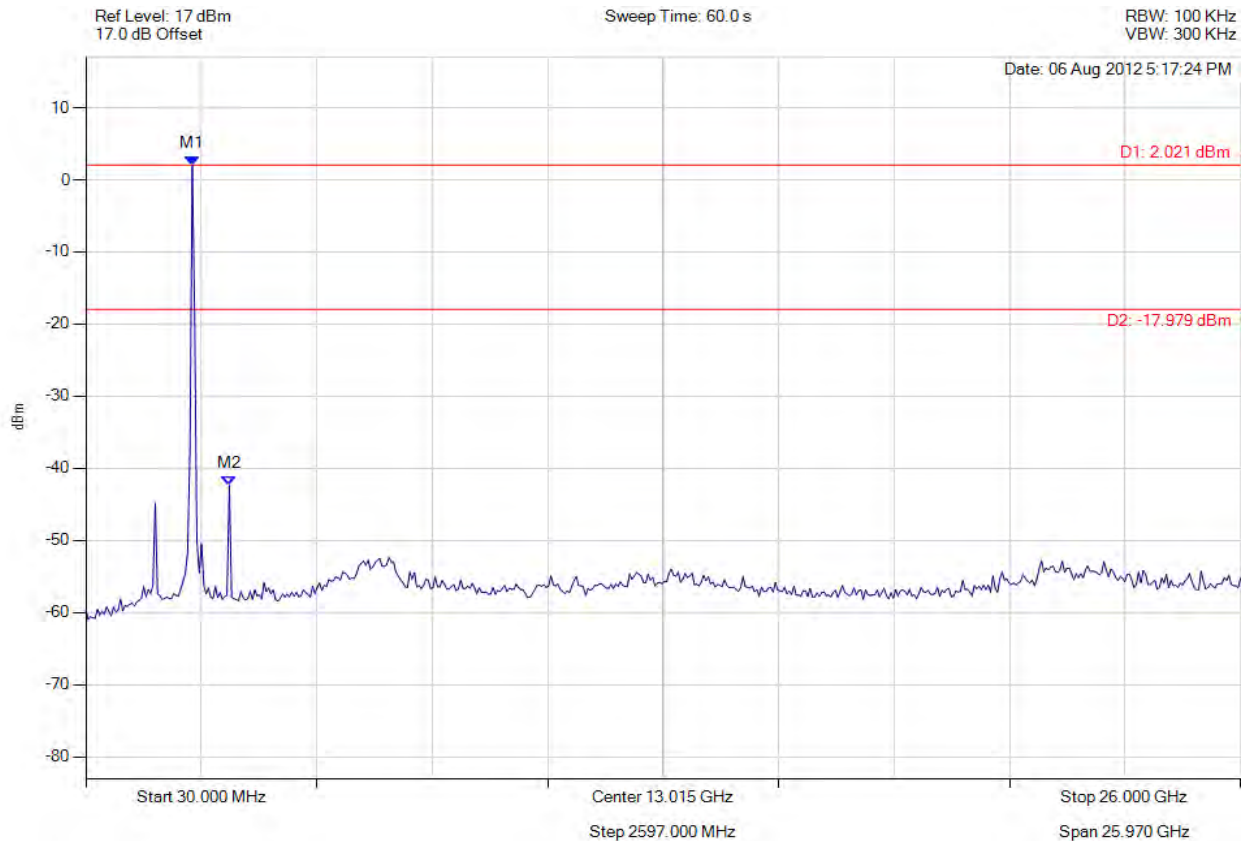


Title: AP0127450, AP0127460
To: FCC 47 CFR Part 15.247 & IC RSS-210
Serial #: RDWN14-U6 Rev A
Issue Date: 14th December 2012
Page: 376 of 457



con tx spr emissions

Variant: 40 MHz, Channel: 2452.00 MHz, Chain B, Temp: Ambient, Voltage: 48.00 Vdc



Analyser Setup	Marker : Frequency : Amplitude	Test Results
Detector = MAX PEAK Sweep Count = 0 RF Atten (dB) = 10 Trace Mode = VIEW	M1 : 2424.028 MHz : 2.021 dBm M2 : 3256.733 MHz : -42.414 dBm	Limit: -17.98 Margin: -24

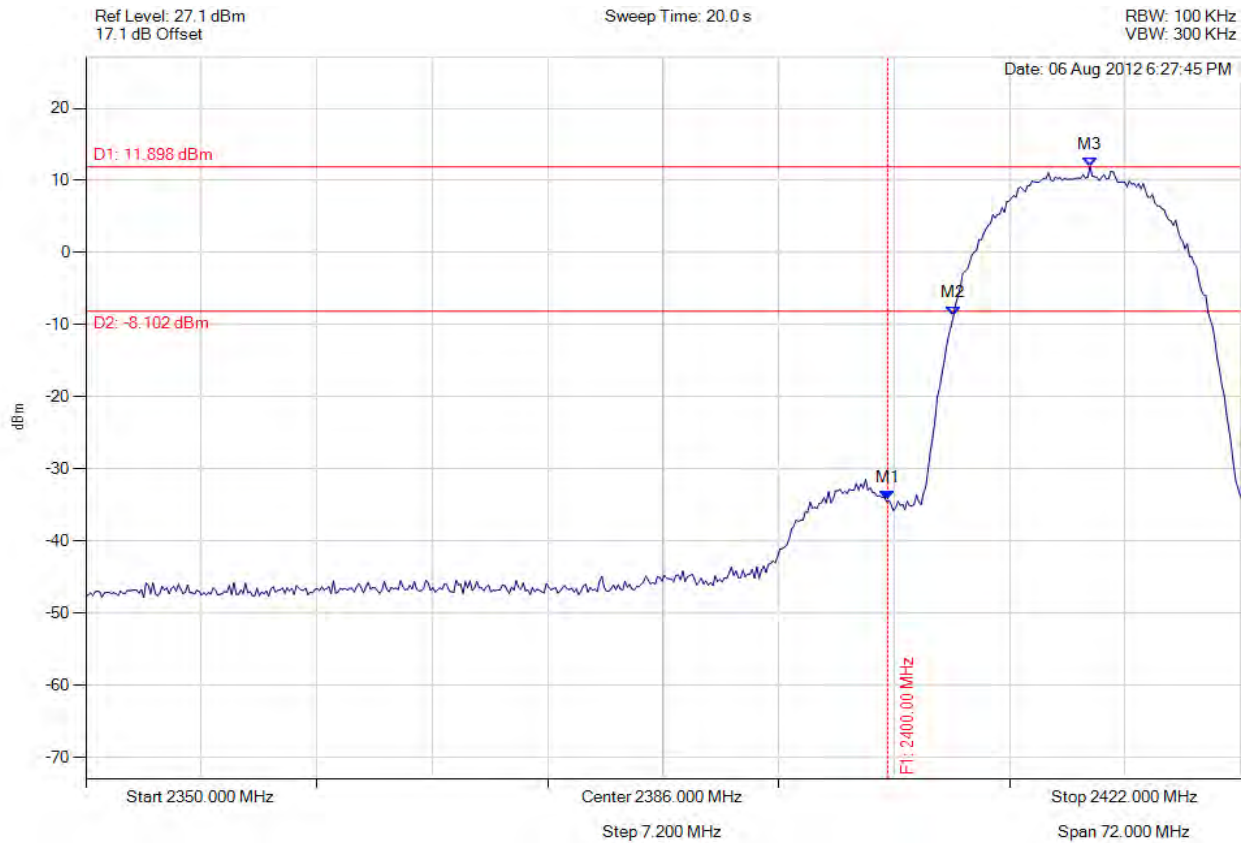
[Back to the Matrix](#)

This test report may be reproduced in full only. The document may only be updated by MiCOM Labs personnel. Any changes will be noted in the Document History section of the report.



bandedge

Variant: 802.11b, Channel: 2412.00 MHz, Chain A, Temp: Ambient, Voltage: 48.00 Vdc



Analyser Setup	Marker : Frequency : Amplitude	Test Results
Detector = MAX PEAK Sweep Count = 0 RF Atten (dB) = 20 Trace Mode = VIEW	M1 : 2400.000 MHz : -34.354 dBm M2 : 2404.108 MHz : -8.688 dBm M3 : 2412.621 MHz : 11.898 dBm	Limit: -8.10 Margin: -26

[Back to the Matrix](#)

This test report may be reproduced in full only. The document may only be updated by MiCOM Labs personnel. Any changes will be noted in the Document History section of the report.

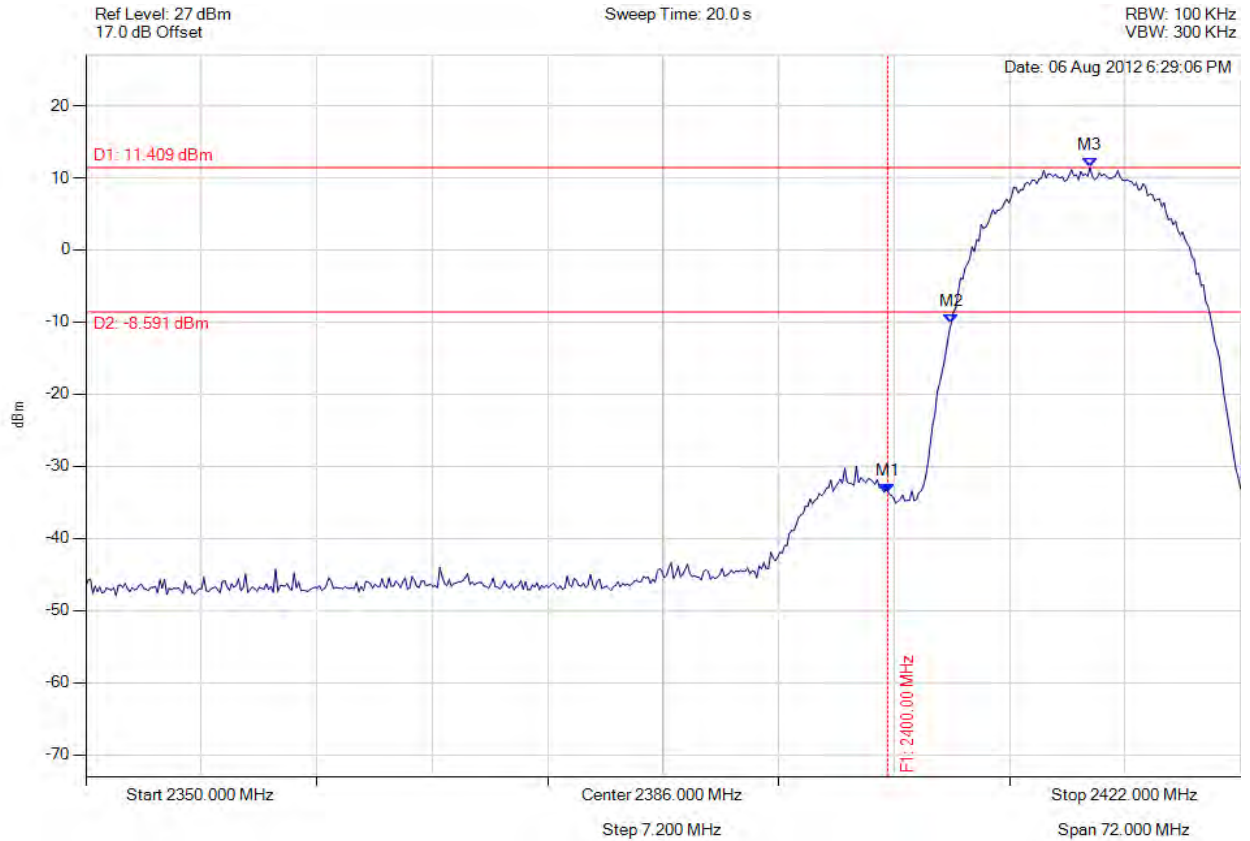


Title: AP0127450, AP0127460
To: FCC 47 CFR Part 15.247 & IC RSS-210
Serial #: RDWN14-U6 Rev A
Issue Date: 14th December 2012
Page: 378 of 457



bandedge

Variant: 802.11b, Channel: 2412.00 MHz, Chain B, Temp: Ambient, Voltage: 48.00 Vdc



Analyser Setup	Marker : Frequency : Amplitude	Test Results
Detector = MAX PEAK Sweep Count = 0 RF Atten (dB) = 20 Trace Mode = VIEW	M1 : 2400.000 MHz : -33.774 dBm M2 : 2403.964 MHz : -10.161 dBm M3 : 2412.621 MHz : 11.409 dBm	Limit: -8.59 Margin: -25

[Back to the Matrix](#)

This test report may be reproduced in full only. The document may only be updated by MiCOM Labs personnel. Any changes will be noted in the Document History section of the report.

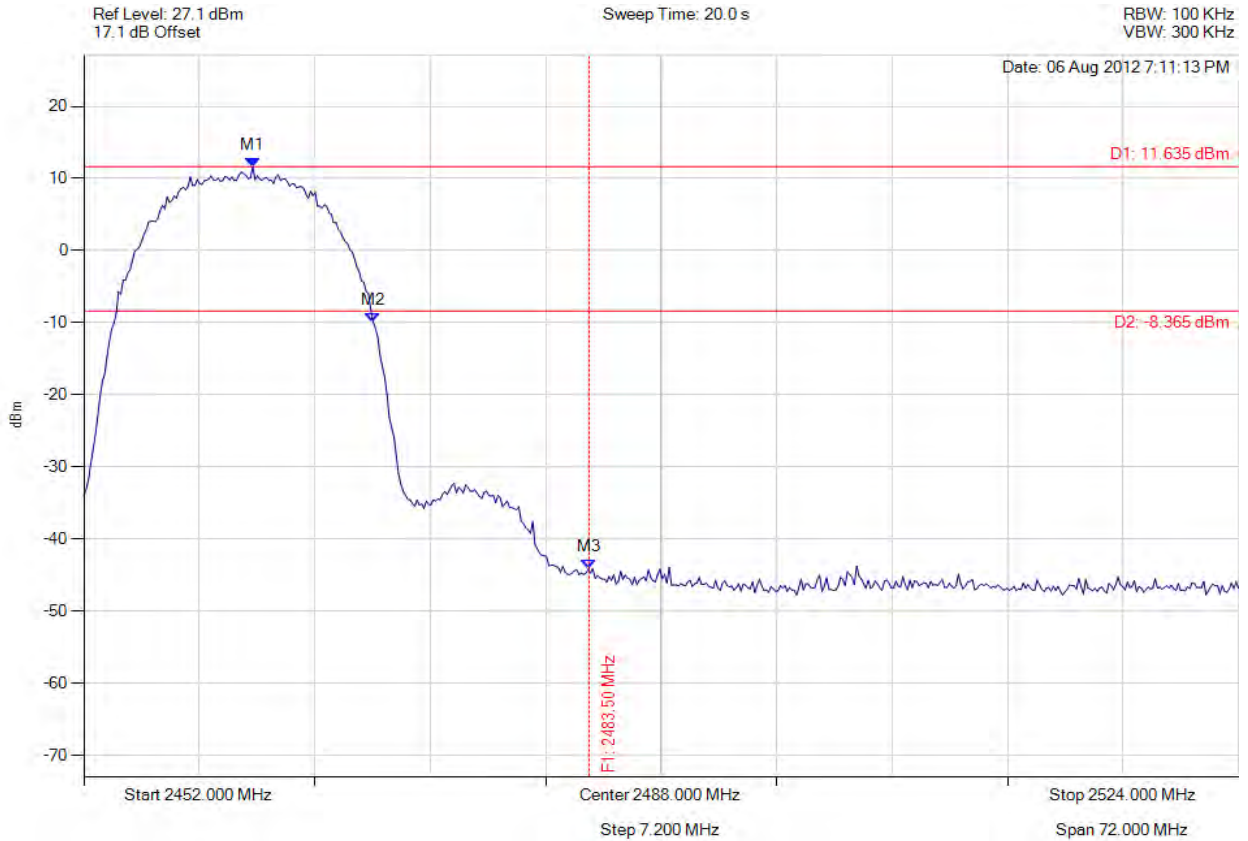


Title: AP0127450, AP0127460
To: FCC 47 CFR Part 15.247 & IC RSS-210
Serial #: RDWN14-U6 Rev A
Issue Date: 14th December 2012
Page: 379 of 457



bandedge

Variant: 802.11b, Channel: 2462.00 MHz, Chain A, Temp: Ambient, Voltage: 48.00 Vdc



Analyser Setup	Marker : Frequency : Amplitude	Test Results
Detector = MAX PEAK Sweep Count = 0 RF Atten (dB) = 20 Trace Mode = VIEW	M1 : 2462.533 MHz : 11.635 dBm M2 : 2470.036 MHz : -9.910 dBm M3 : 2483.500 MHz : -44.205 dBm	Limit: -8.37 Margin: -36

[Back to the Matrix](#)

This test report may be reproduced in full only. The document may only be updated by MiCOM Labs personnel. Any changes will be noted in the Document History section of the report.

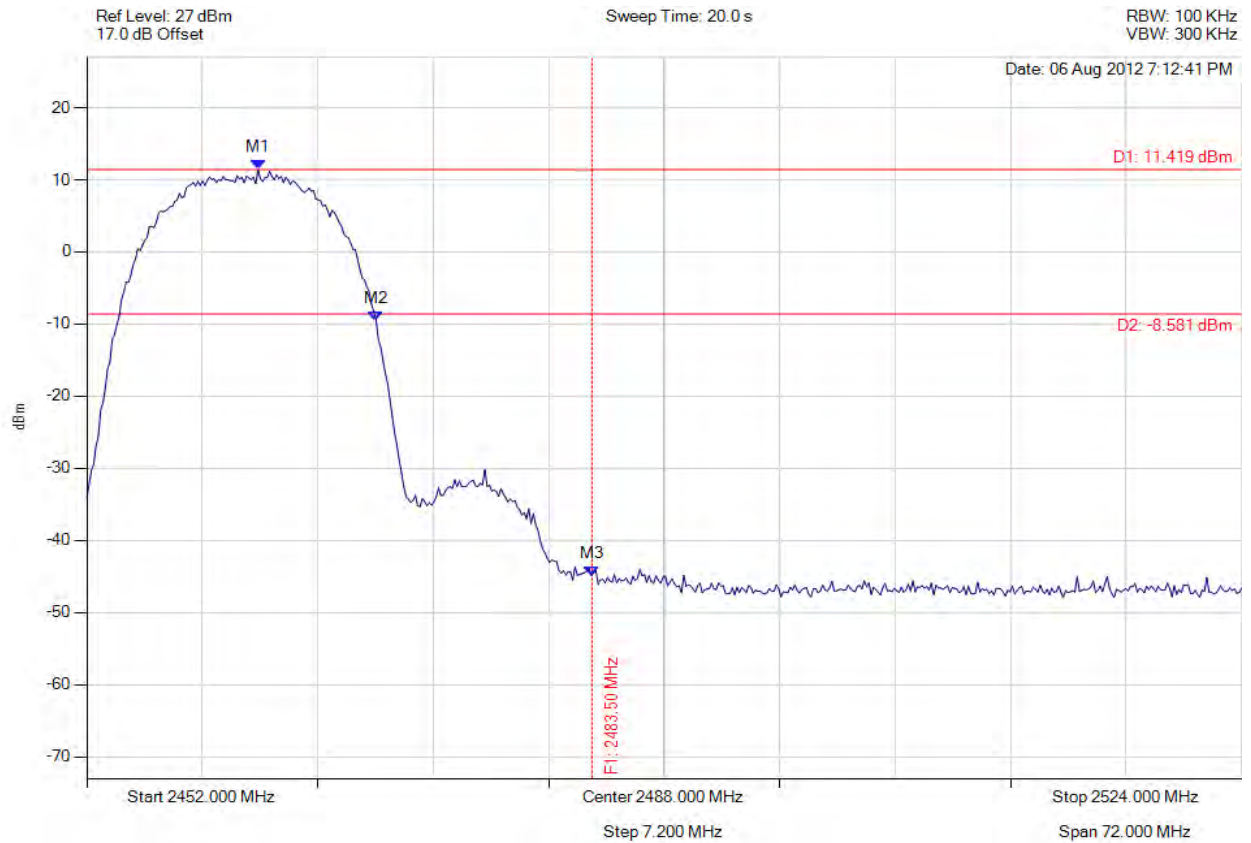


Title: AP0127450, AP0127460
To: FCC 47 CFR Part 15.247 & IC RSS-210
Serial #: RDWN14-U6 Rev A
Issue Date: 14th December 2012
Page: 380 of 457



bandedge

Variant: 802.11b, Channel: 2462.00 MHz, Chain B, Temp: Ambient, Voltage: 48.00 Vdc



Analyser Setup	Marker : Frequency : Amplitude	Test Results
Detector = MAX PEAK Sweep Count = 0 RF Atten (dB) = 20 Trace Mode = VIEW	M1 : 2462.677 MHz : 11.419 dBm M2 : 2470.036 MHz : -9.481 dBm M3 : 2483.500 MHz : -44.842 dBm	Limit: -8.58 Margin: -36

[Back to the Matrix](#)

This test report may be reproduced in full only. The document may only be updated by MiCOM Labs personnel. Any changes will be noted in the Document History section of the report.

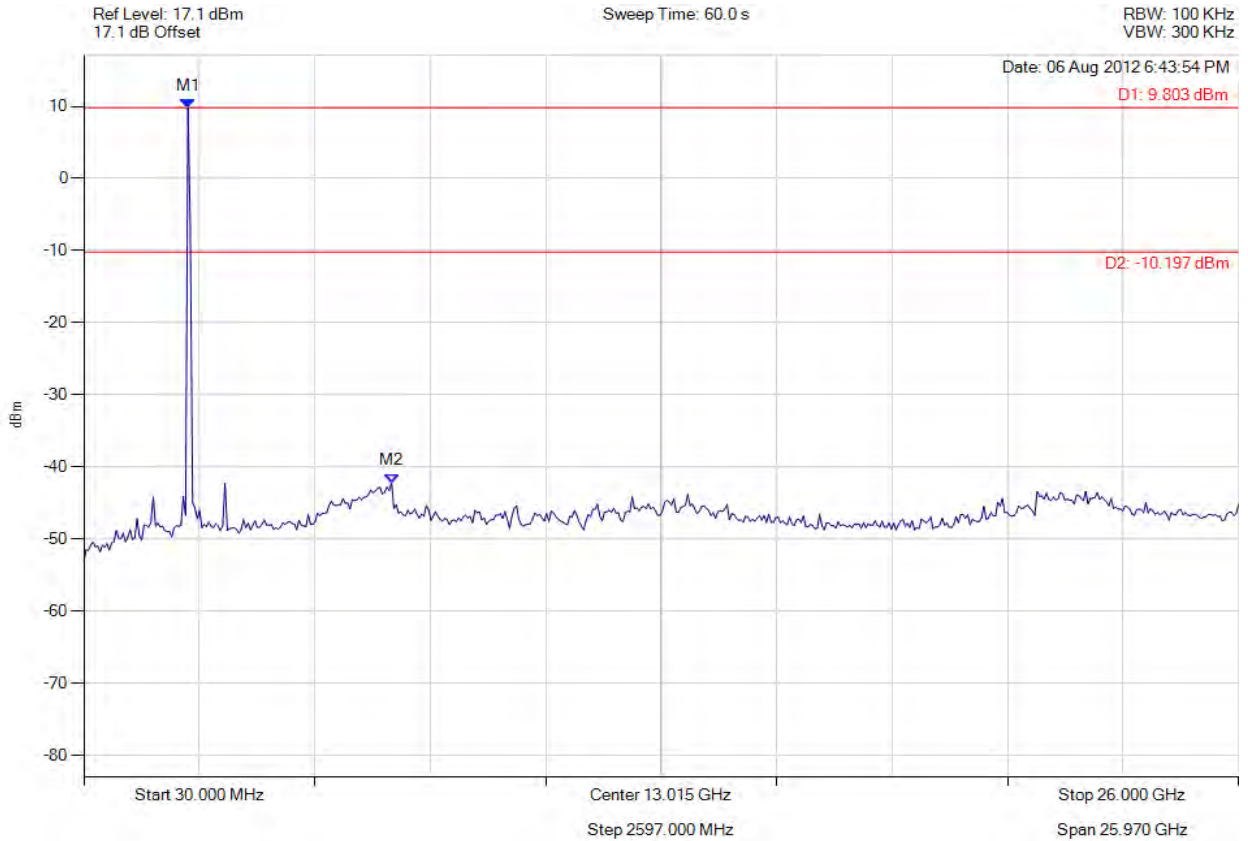


Title: AP0127450, AP0127460
To: FCC 47 CFR Part 15.247 & IC RSS-210
Serial #: RDWN14-U6 Rev A
Issue Date: 14th December 2012
Page: 381 of 457



con tx spr emissions

Variant: 802.11b, Channel: 2412.00 MHz, Chain A, Temp: Ambient, Voltage: 48.00 Vdc



Analyser Setup	Marker : Frequency : Amplitude	Test Results
Detector = MAX PEAK Sweep Count = 0 RF Atten (dB) = 20 Trace Mode = VIEW	M1 : 2371.984 MHz : 9.803 dBm M2 : 6951.864 MHz : -42.206 dBm	Limit: -10.20 Margin: -32

[Back to the Matrix](#)

This test report may be reproduced in full only. The document may only be updated by MiCOM Labs personnel. Any changes will be noted in the Document History section of the report.

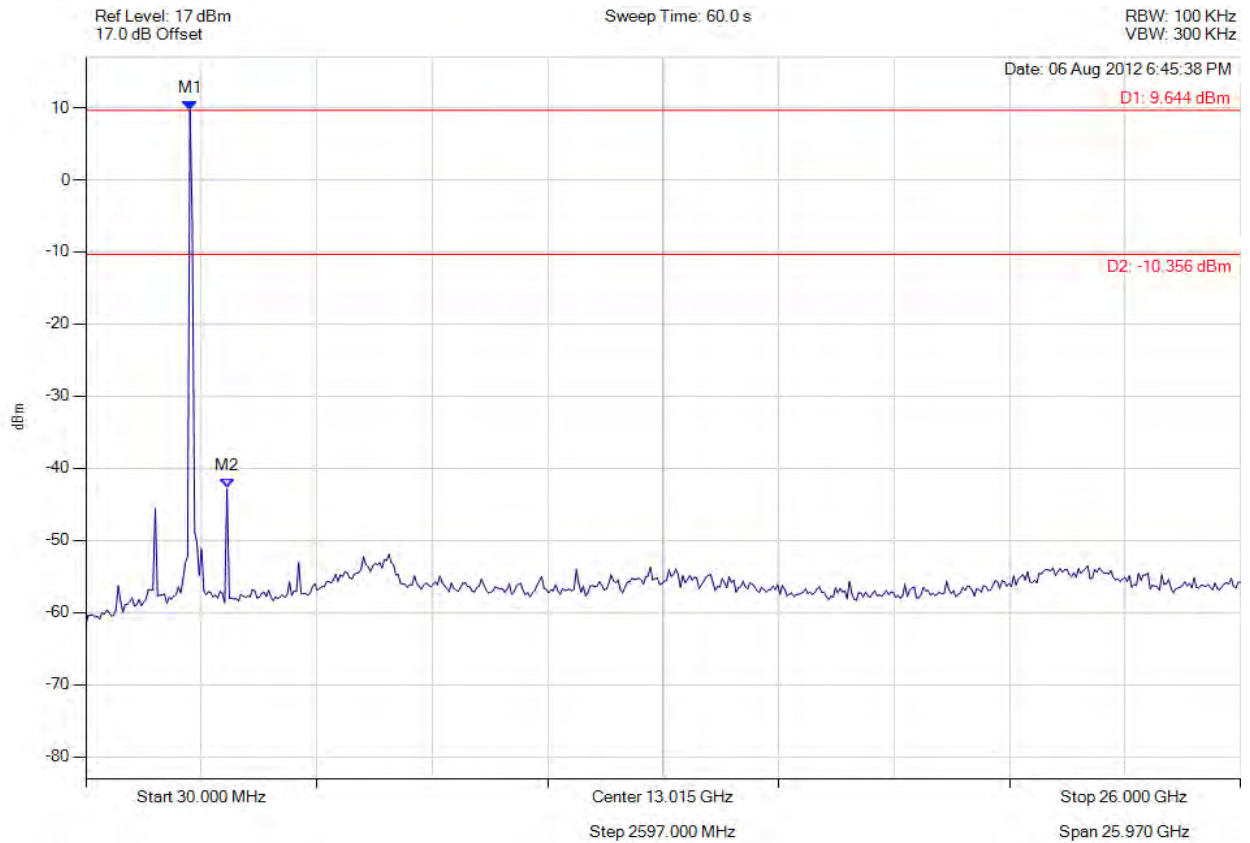


Title: AP0127450, AP0127460
To: FCC 47 CFR Part 15.247 & IC RSS-210
Serial #: RDWN14-U6 Rev A
Issue Date: 14th December 2012
Page: 382 of 457



con tx spr emissions

Variant: 802.11b, Channel: 2412.00 MHz, Chain B, Temp: Ambient, Voltage: 48.00 Vdc



Analyser Setup	Marker : Frequency : Amplitude	Test Results
Detector = MAX PEAK Sweep Count = 0 RF Atten (dB) = 10 Trace Mode = VIEW	M1 : 2371.984 MHz : 9.644 dBm M2 : 3204.689 MHz : -42.780 dBm	Limit: -10.36 Margin: -32

[Back to the Matrix](#)

This test report may be reproduced in full only. The document may only be updated by MiCOM Labs personnel. Any changes will be noted in the Document History section of the report.

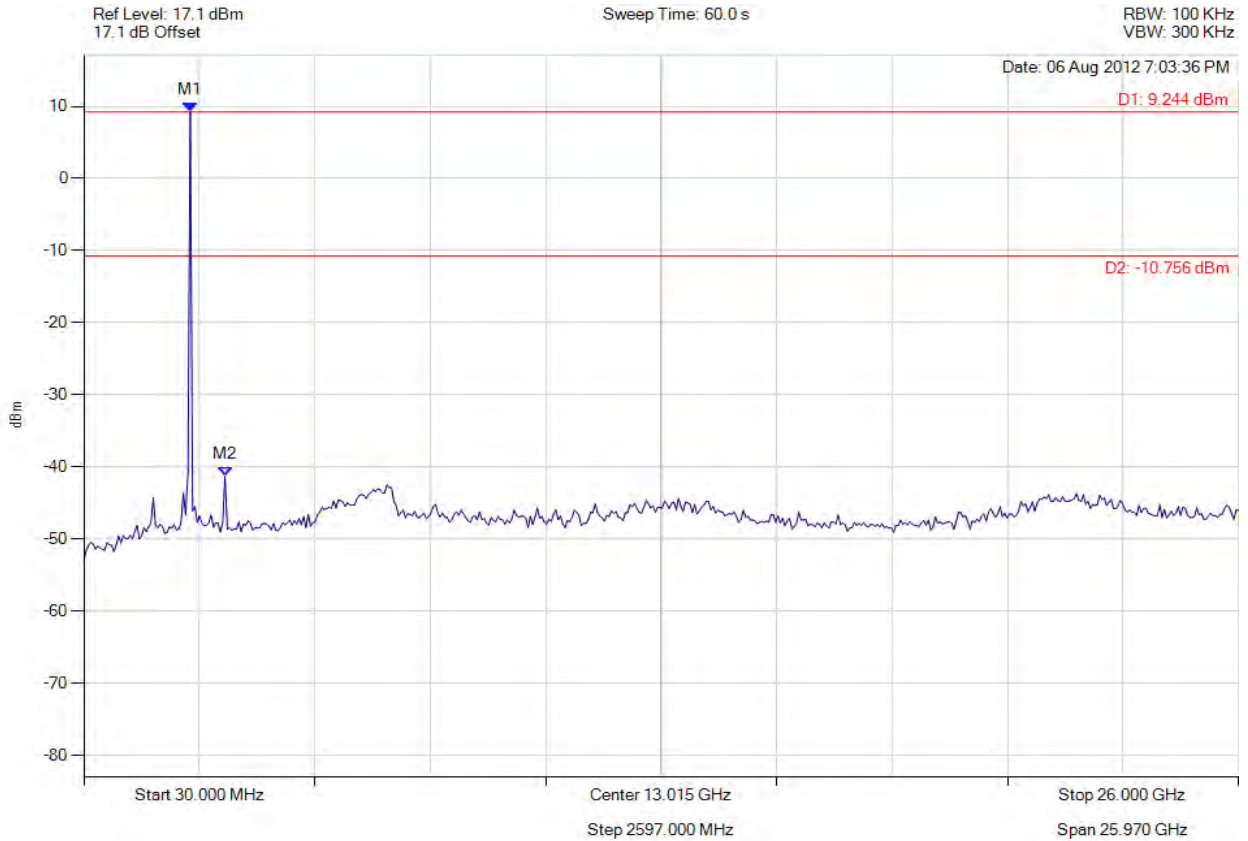


Title: AP0127450, AP0127460
To: FCC 47 CFR Part 15.247 & IC RSS-210
Serial #: RDWN14-U6 Rev A
Issue Date: 14th December 2012
Page: 383 of 457



con tx spr emissions

Variant: 802.11b, Channel: 2437.00 MHz, Chain A, Temp: Ambient, Voltage: 48.00 Vdc



Analyser Setup	Marker : Frequency : Amplitude	Test Results
Detector = MAX PEAK Sweep Count = 0 RF Atten (dB) = 20 Trace Mode = VIEW	M1 : 2424.028 MHz : 9.244 dBm M2 : 3204.689 MHz : -41.279 dBm	Limit: -10.76 Margin: -31

[Back to the Matrix](#)

This test report may be reproduced in full only. The document may only be updated by MiCOM Labs personnel. Any changes will be noted in the Document History section of the report.

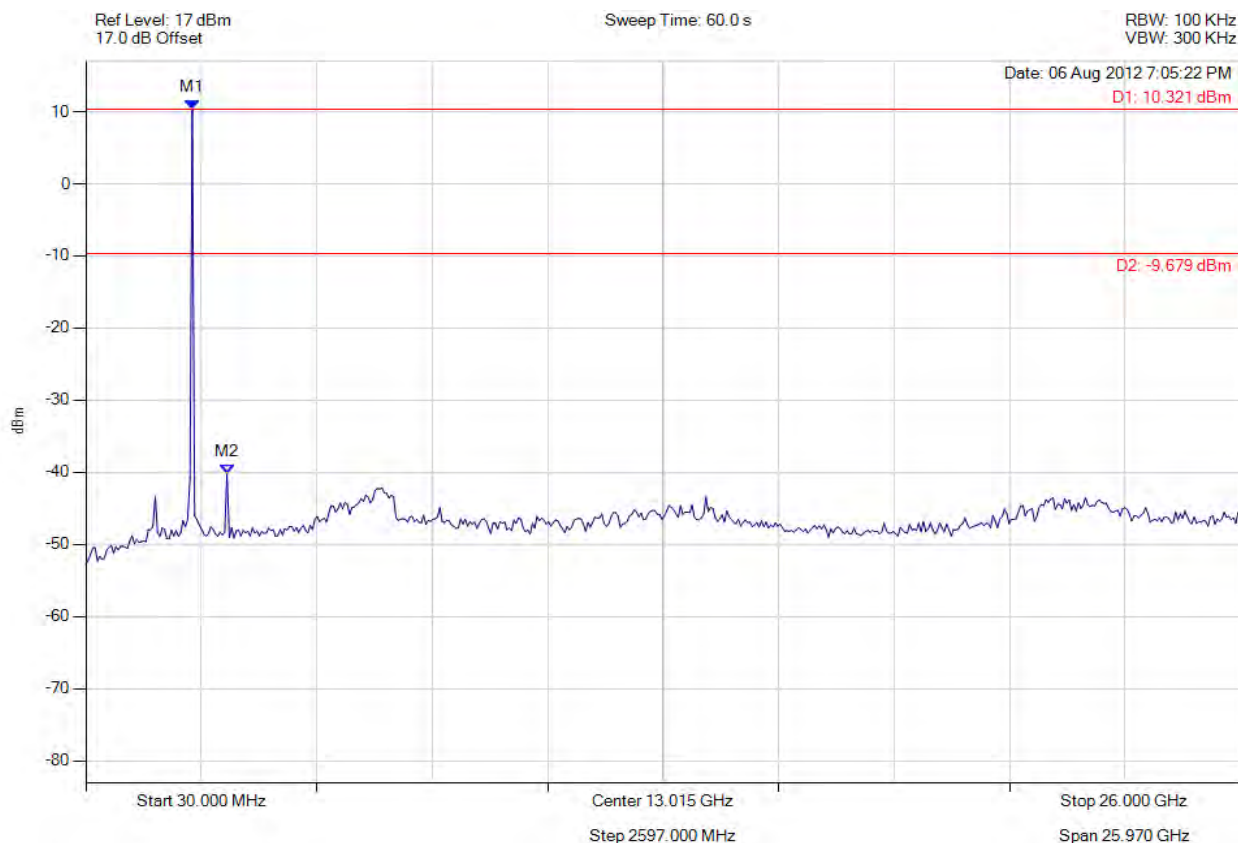


Title: AP0127450, AP0127460
To: FCC 47 CFR Part 15.247 & IC RSS-210
Serial #: RDWN14-U6 Rev A
Issue Date: 14th December 2012
Page: 384 of 457



con tx spr emissions

Variant: 802.11b, Channel: 2437.00 MHz, Chain B, Temp: Ambient, Voltage: 48.00 Vdc



Analyser Setup	Marker : Frequency : Amplitude	Test Results
Detector = MAX PEAK Sweep Count = 0 RF Atten (dB) = 20 Trace Mode = VIEW	M1 : 2424.028 MHz : 10.321 dBm M2 : 3204.689 MHz : -40.213 dBm	Limit: -9.68 Margin: -31

[Back to the Matrix](#)

This test report may be reproduced in full only. The document may only be updated by MiCOM Labs personnel. Any changes will be noted in the Document History section of the report.

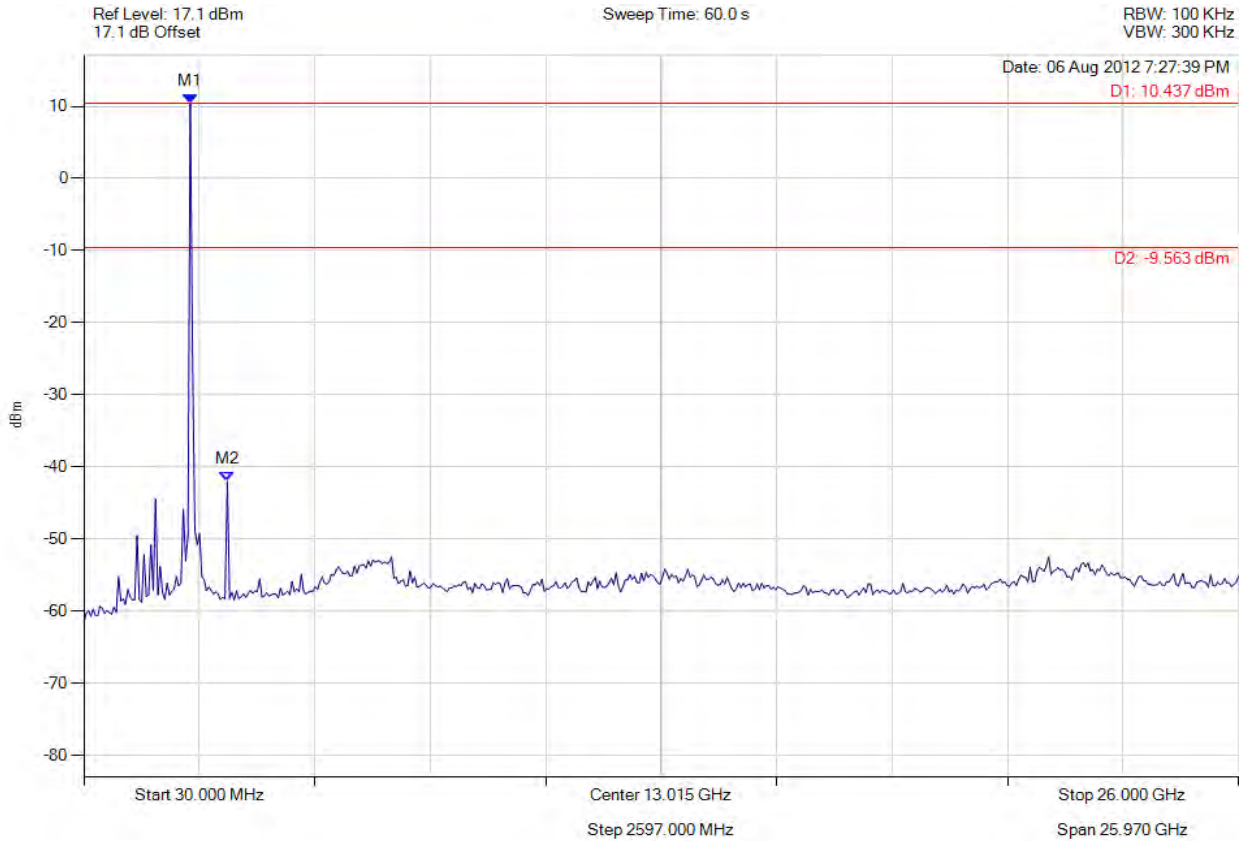


Title: AP0127450, AP0127460
To: FCC 47 CFR Part 15.247 & IC RSS-210
Serial #: RDWN14-U6 Rev A
Issue Date: 14th December 2012
Page: 385 of 457



con tx spr emissions

Variant: 802.11b, Channel: 2462.00 MHz, Chain A, Temp: Ambient, Voltage: 48.00 Vdc



Analyser Setup	Marker : Frequency : Amplitude	Test Results
Detector = MAX PEAK Sweep Count = 0 RF Atten (dB) = 10 Trace Mode = VIEW	M1 : 2424.028 MHz : 10.437 dBm M2 : 3256.733 MHz : -42.005 dBm	Limit: -9.56 Margin: -32

[Back to the Matrix](#)

This test report may be reproduced in full only. The document may only be updated by MiCOM Labs personnel. Any changes will be noted in the Document History section of the report.

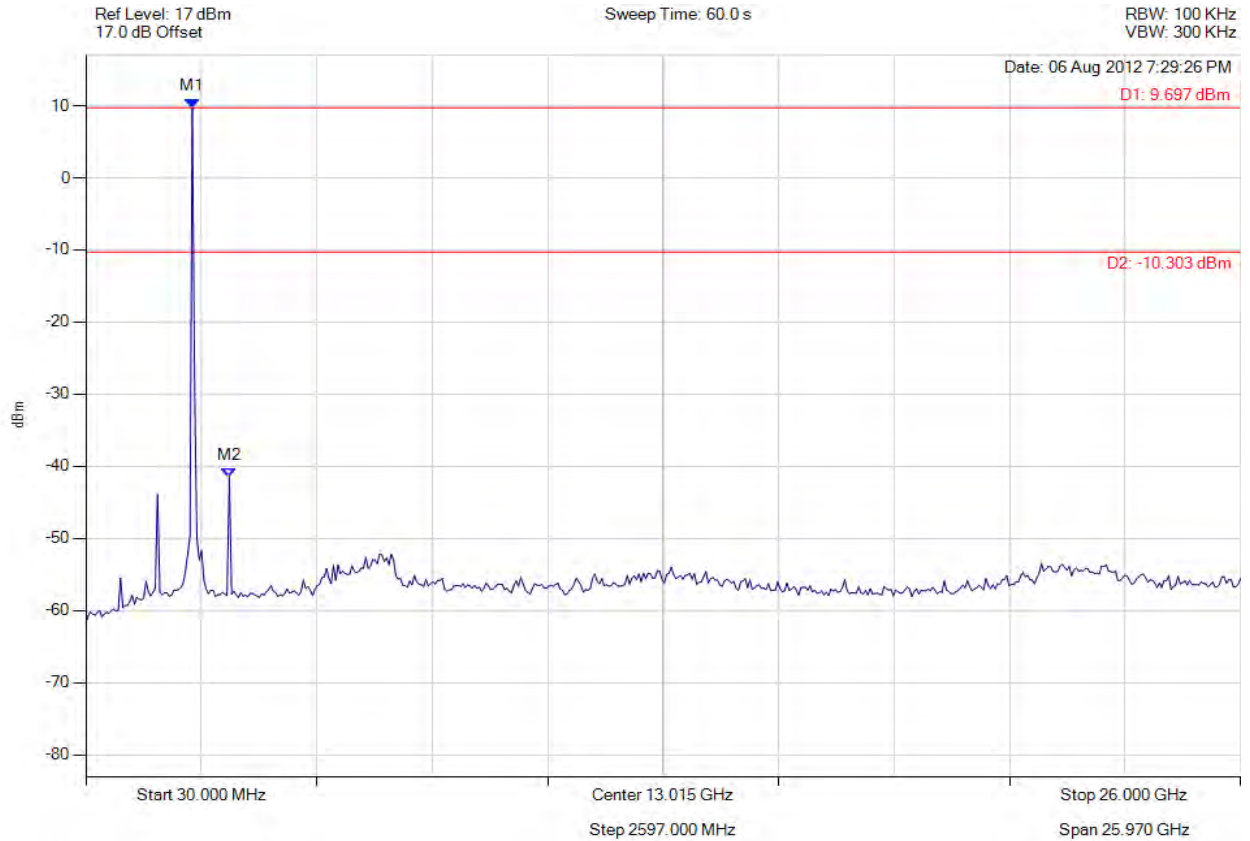


Title: AP0127450, AP0127460
To: FCC 47 CFR Part 15.247 & IC RSS-210
Serial #: RDWN14-U6 Rev A
Issue Date: 14th December 2012
Page: 386 of 457



con tx spr emissions

Variant: 802.11b, Channel: 2462.00 MHz, Chain B, Temp: Ambient, Voltage: 48.00 Vdc



Analyser Setup	Marker : Frequency : Amplitude	Test Results
Detector = MAX PEAK Sweep Count = 0 RF Atten (dB) = 10 Trace Mode = VIEW	M1 : 2424.028 MHz : 9.697 dBm M2 : 3256.733 MHz : -41.574 dBm	Limit: -10.30 Margin: -31

[Back to the Matrix](#)

This test report may be reproduced in full only. The document may only be updated by MiCOM Labs personnel. Any changes will be noted in the Document History section of the report.

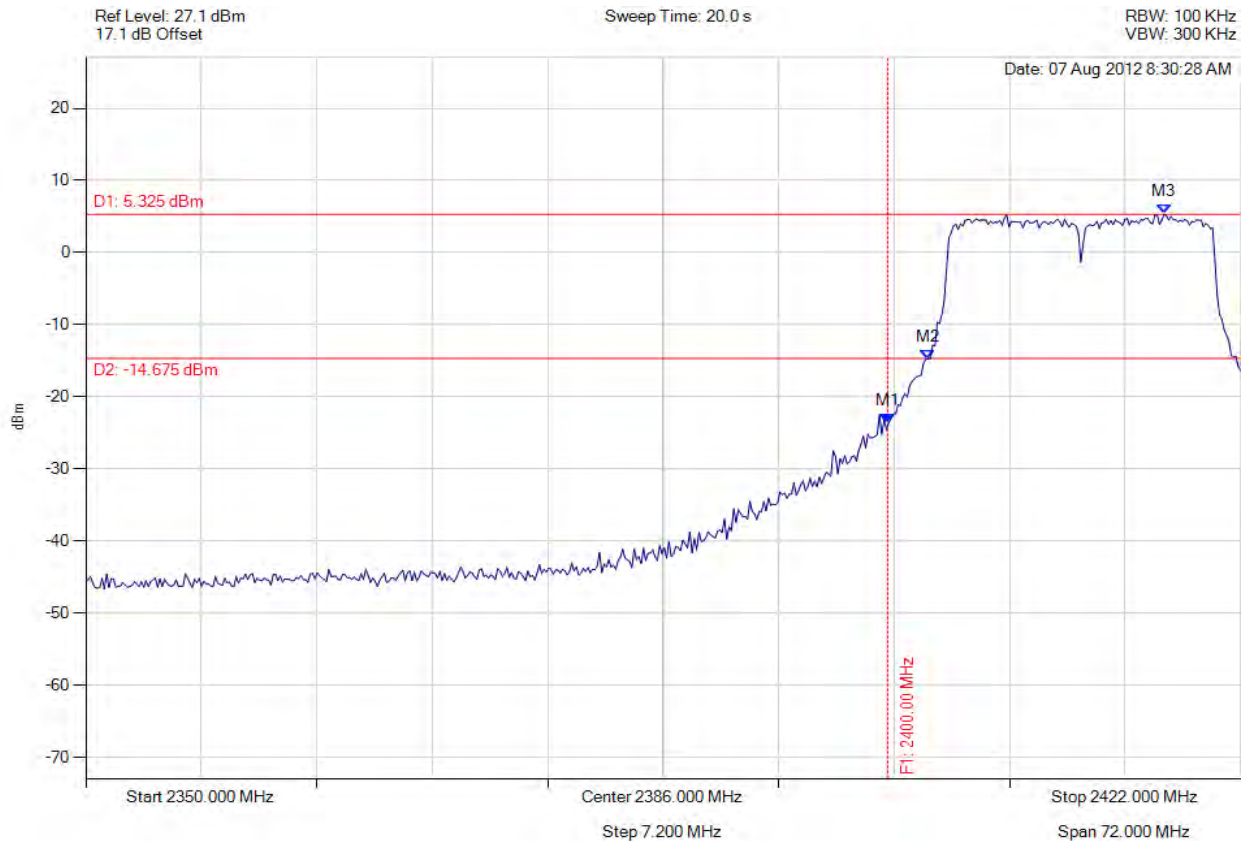


Title: AP0127450, AP0127460
To: FCC 47 CFR Part 15.247 & IC RSS-210
Serial #: RDWN14-U6 Rev A
Issue Date: 14th December 2012
Page: 387 of 457



bandedge

Variant: 802.11g, Channel: 2412.00 MHz, Chain A, Temp: Ambient, Voltage: 48.00 Vdc



Analyser Setup	Marker : Frequency : Amplitude	Test Results
Detector = MAX PEAK Sweep Count = 0 RF Atten (dB) = 20 Trace Mode = VIEW	M1 : 2400.000 MHz : -23.595 dBm M2 : 2402.521 MHz : -14.710 dBm M3 : 2417.238 MHz : 5.325 dBm	Limit: -14.68 Margin: -9

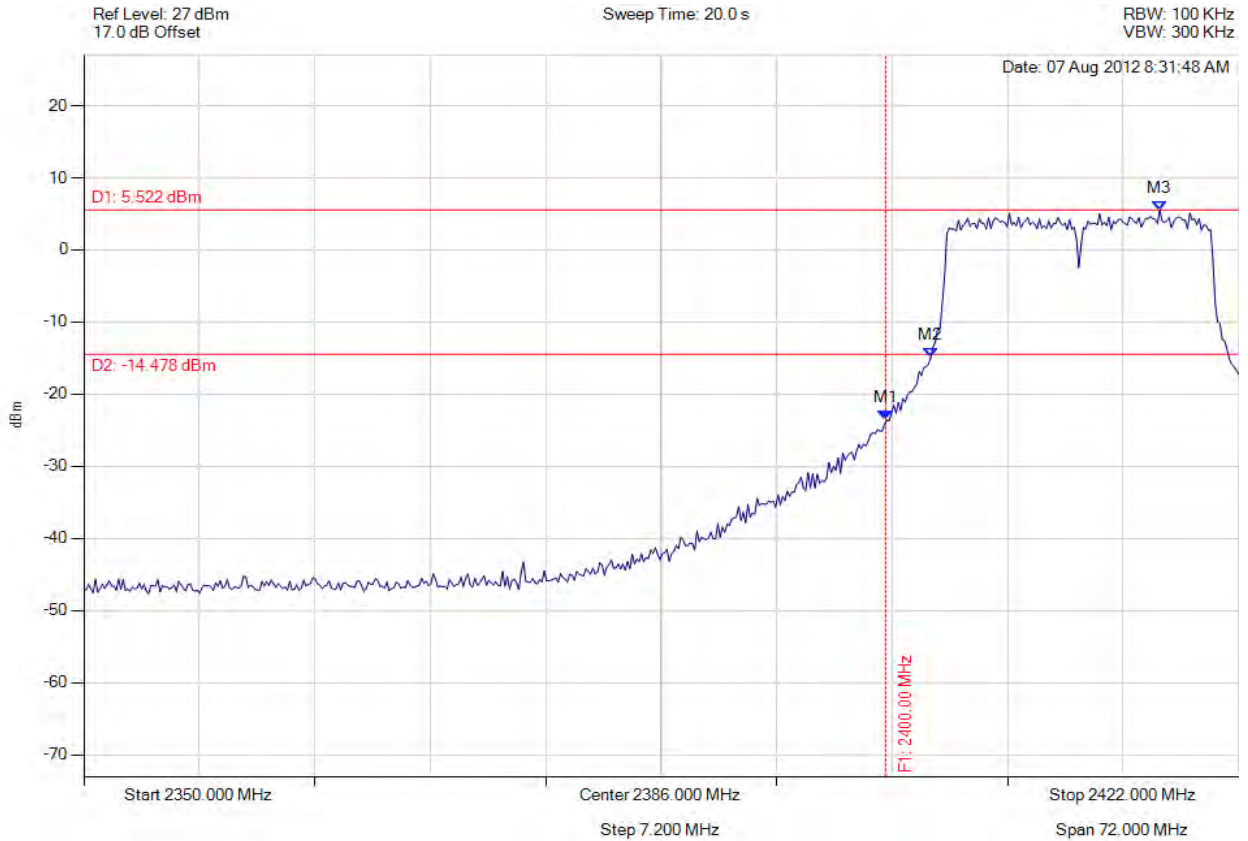
[Back to the Matrix](#)

This test report may be reproduced in full only. The document may only be updated by MiCOM Labs personnel. Any changes will be noted in the Document History section of the report.



bandedge

Variant: 802.11g, Channel: 2412.00 MHz, Chain B, Temp: Ambient, Voltage: 48.00 Vdc



Analyser Setup	Marker : Frequency : Amplitude	Test Results
Detector = MAX PEAK Sweep Count = 0 RF Atten (dB) = 20 Trace Mode = VIEW	M1 : 2400.000 MHz : -23.616 dBm M2 : 2402.810 MHz : -14.952 dBm M3 : 2417.094 MHz : 5.522 dBm	Limit: -14.48 Margin: -9

[Back to the Matrix](#)

This test report may be reproduced in full only. The document may only be updated by MiCOM Labs personnel. Any changes will be noted in the Document History section of the report.

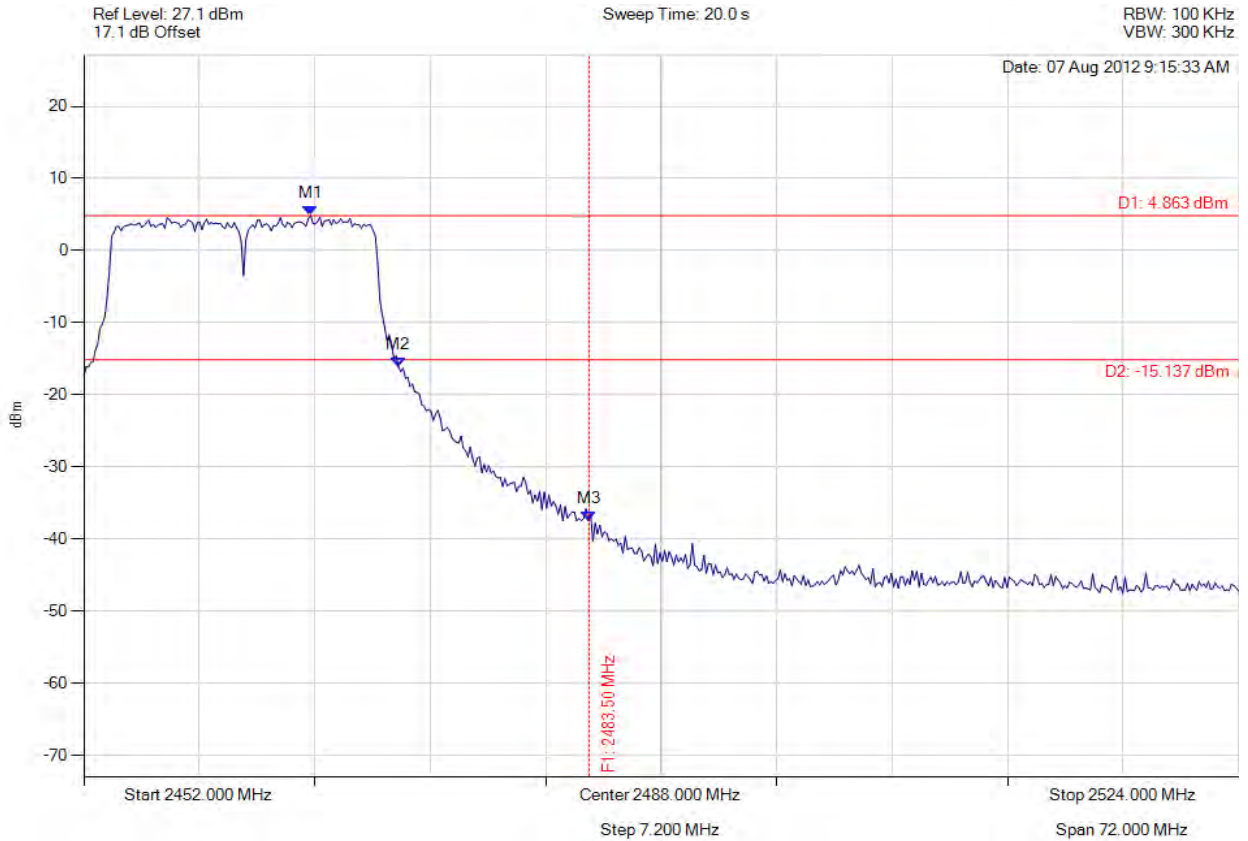


Title: AP0127450, AP0127460
To: FCC 47 CFR Part 15.247 & IC RSS-210
Serial #: RDWN14-U6 Rev A
Issue Date: 14th December 2012
Page: 389 of 457



bandedge

Variant: 802.11g, Channel: 2462.00 MHz, Chain A, Temp: Ambient, Voltage: 48.00 Vdc



Analyser Setup	Marker : Frequency : Amplitude	Test Results
Detector = MAX PEAK Sweep Count = 0 RF Atten (dB) = 20 Trace Mode = VIEW	M1 : 2466.140 MHz : 4.863 dBm M2 : 2471.623 MHz : -16.154 dBm M3 : 2483.500 MHz : -37.419 dBm	Limit: -15.14 Margin: -22

[Back to the Matrix](#)

This test report may be reproduced in full only. The document may only be updated by MiCOM Labs personnel. Any changes will be noted in the Document History section of the report.

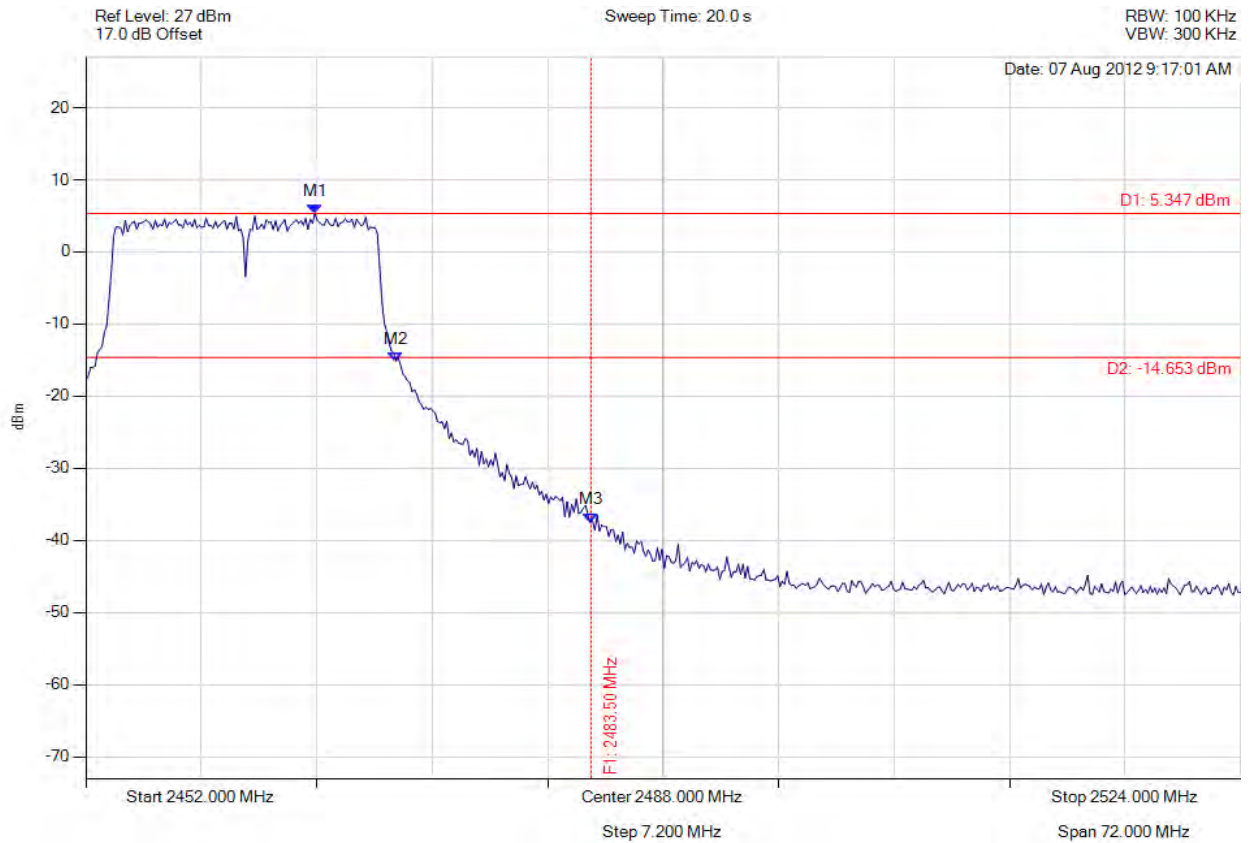


Title: AP0127450, AP0127460
To: FCC 47 CFR Part 15.247 & IC RSS-210
Serial #: RDWN14-U6 Rev A
Issue Date: 14th December 2012
Page: 390 of 457



bandedge

Variant: 802.11g, Channel: 2462.00 MHz, Chain B, Temp: Ambient, Voltage: 48.00 Vdc



Analyser Setup	Marker : Frequency : Amplitude	Test Results
Detector = MAX PEAK Sweep Count = 0 RF Atten (dB) = 20 Trace Mode = VIEW	M1 : 2466.285 MHz : 5.347 dBm M2 : 2471.335 MHz : -15.141 dBm M3 : 2483.500 MHz : -37.486 dBm	Limit: -14.65 Margin: -23

[Back to the Matrix](#)

This test report may be reproduced in full only. The document may only be updated by MiCOM Labs personnel. Any changes will be noted in the Document History section of the report.

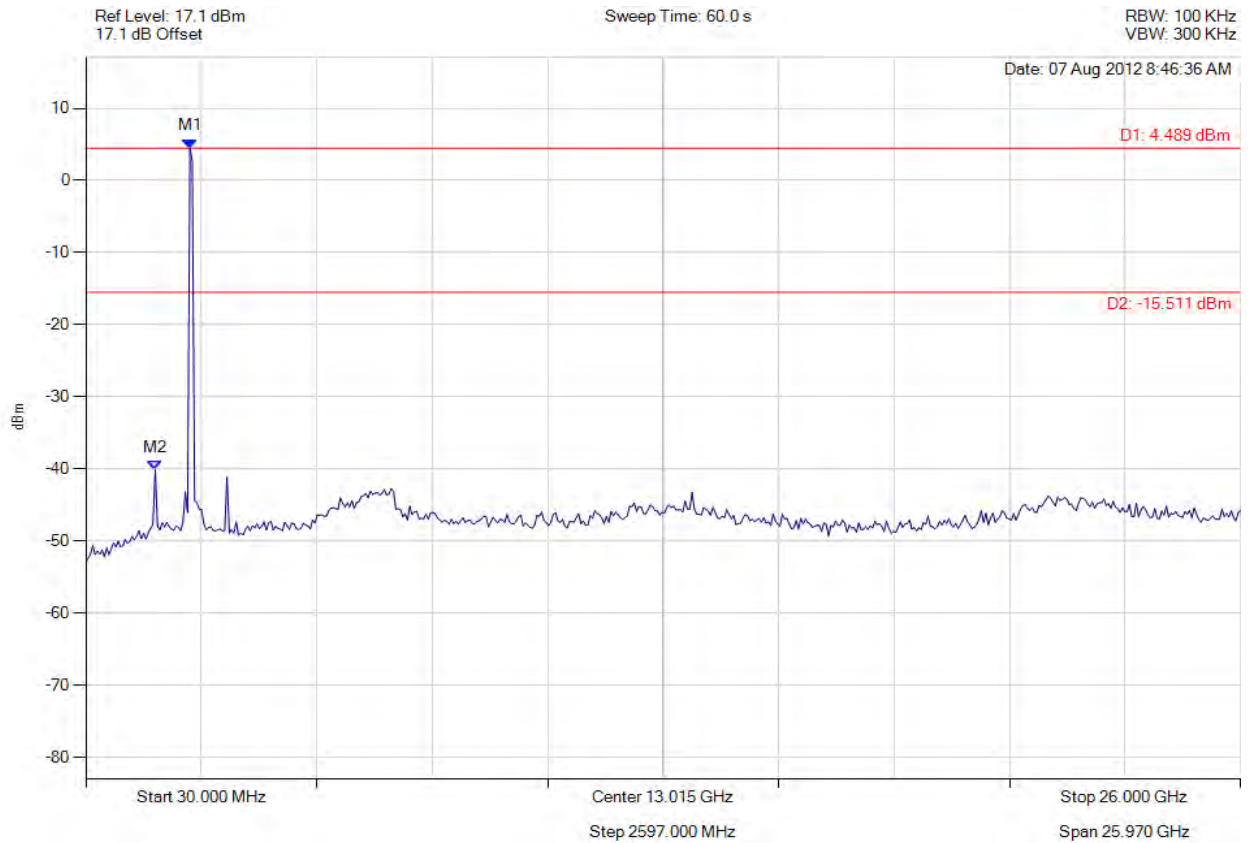


Title: AP0127450, AP0127460
To: FCC 47 CFR Part 15.247 & IC RSS-210
Serial #: RDWN14-U6 Rev A
Issue Date: 14th December 2012
Page: 391 of 457



con tx spr emissions

Variant: 802.11g, Channel: 2412.00 MHz, Chain A, Temp: Ambient, Voltage: 48.00 Vdc



Analyser Setup	Marker : Frequency : Amplitude	Test Results
Detector = MAX PEAK Sweep Count = 0 RF Atten (dB) = 20 Trace Mode = VIEW	M1 : 2371.984 MHz : 4.489 dBm M2 : 1591.323 MHz : -40.121 dBm	Limit: -15.51 Margin: -25

[Back to the Matrix](#)

This test report may be reproduced in full only. The document may only be updated by MiCOM Labs personnel. Any changes will be noted in the Document History section of the report.

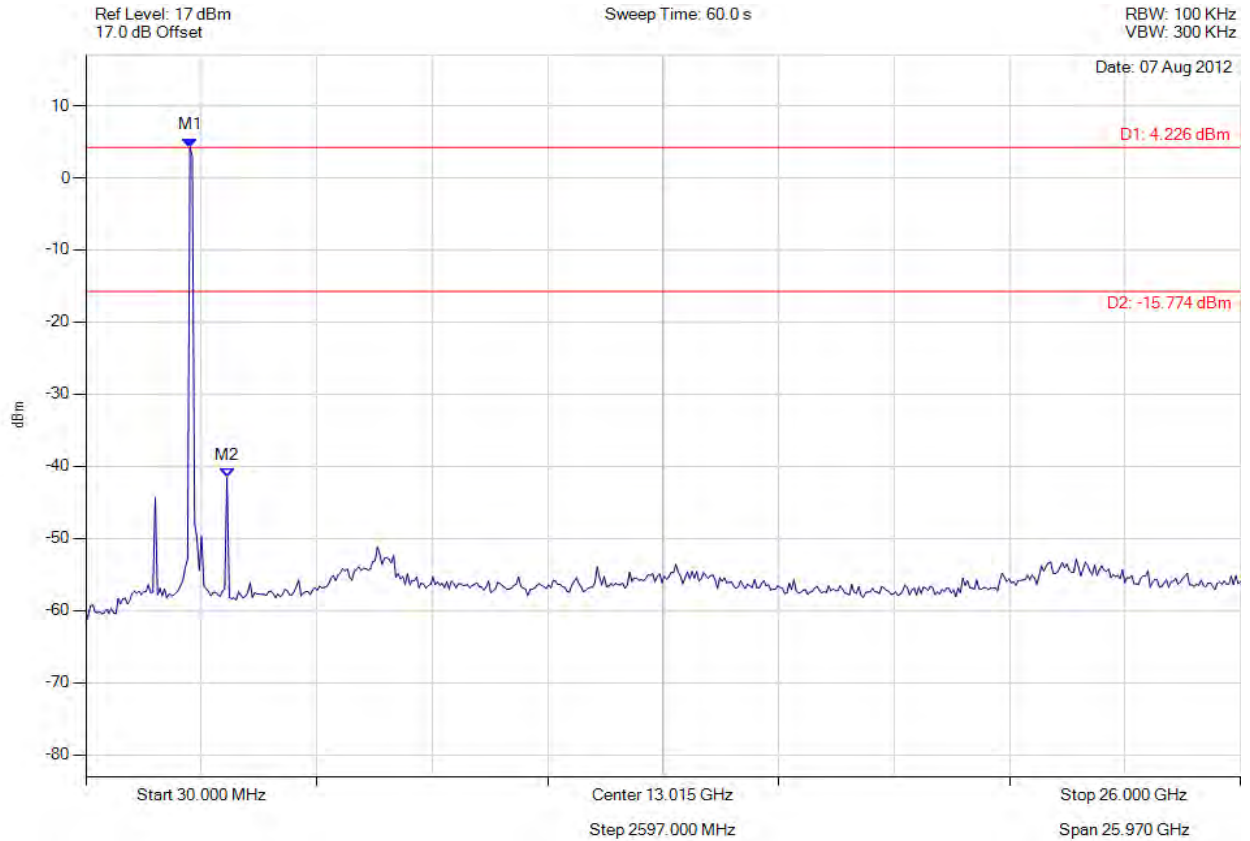


Title: AP0127450, AP0127460
To: FCC 47 CFR Part 15.247 & IC RSS-210
Serial #: RDWN14-U6 Rev A
Issue Date: 14th December 2012
Page: 392 of 457



con tx spr emissions

Variant: 802.11g, Channel: 2412.00 MHz, Chain B, Temp: Ambient, Voltage: 48.00 Vdc



Analyser Setup	Marker : Frequency : Amplitude	Test Results
Detector = MAX PEAK Sweep Count = 0 RF Atten (dB) = 10 Trace Mode = VIEW	M1 : 2371.984 MHz : 4.226 dBm M2 : 3204.689 MHz : -41.552 dBm	Limit: -15.77 Margin: -26

[Back to the Matrix](#)

This test report may be reproduced in full only. The document may only be updated by MiCOM Labs personnel. Any changes will be noted in the Document History section of the report.

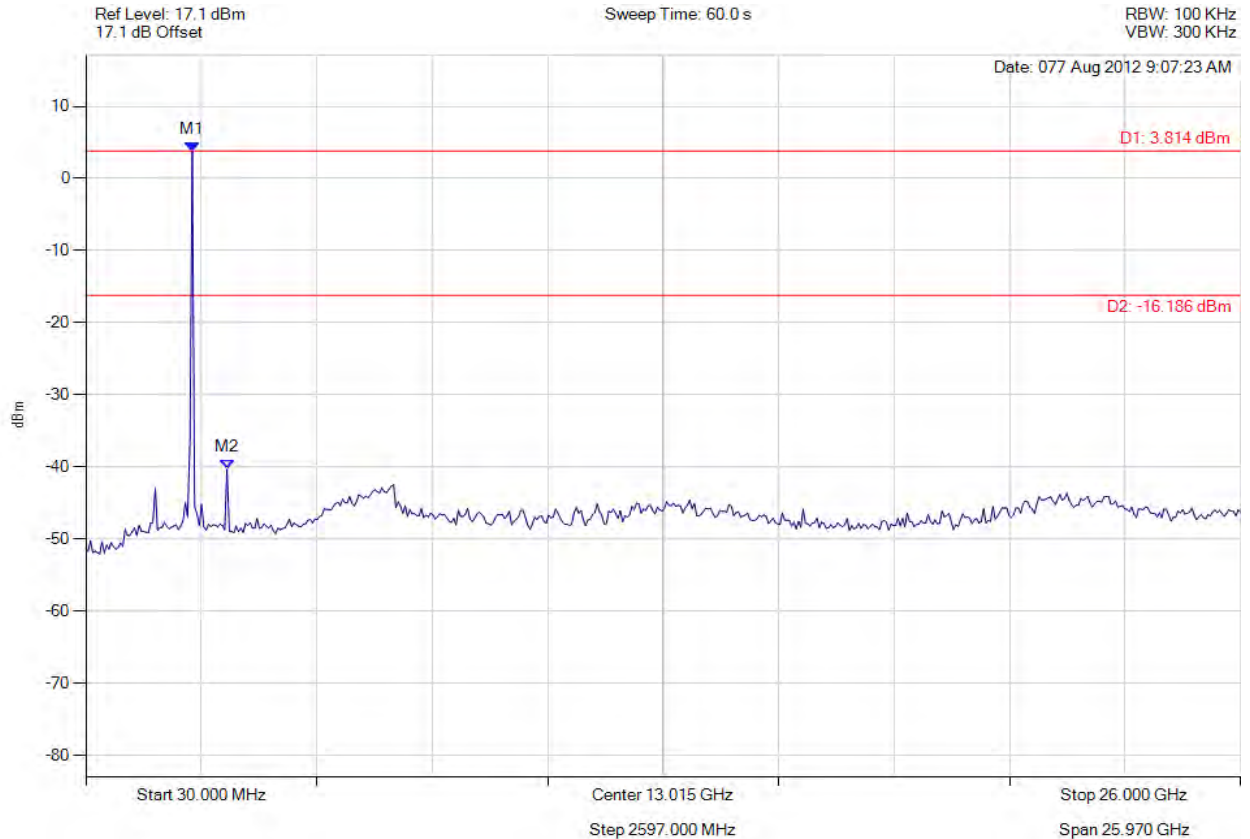


Title: AP0127450, AP0127460
To: FCC 47 CFR Part 15.247 & IC RSS-210
Serial #: RDWN14-U6 Rev A
Issue Date: 14th December 2012
Page: 393 of 457



con tx spr emissions

Variant: 802.11g, Channel: 2437.00 MHz, Chain A, Temp: Ambient, Voltage: 48.00 Vdc



Analyser Setup	Marker : Frequency : Amplitude	Test Results
Detector = MAX PEAK Sweep Count = 0 RF Atten (dB) = 20 Trace Mode = VIEW	M1 : 2424.028 MHz : 3.814 dBm M2 : 3204.689 MHz : -40.321 dBm	Limit: -16.19 Margin: -24

[Back to the Matrix](#)

This test report may be reproduced in full only. The document may only be updated by MiCOM Labs personnel. Any changes will be noted in the Document History section of the report.

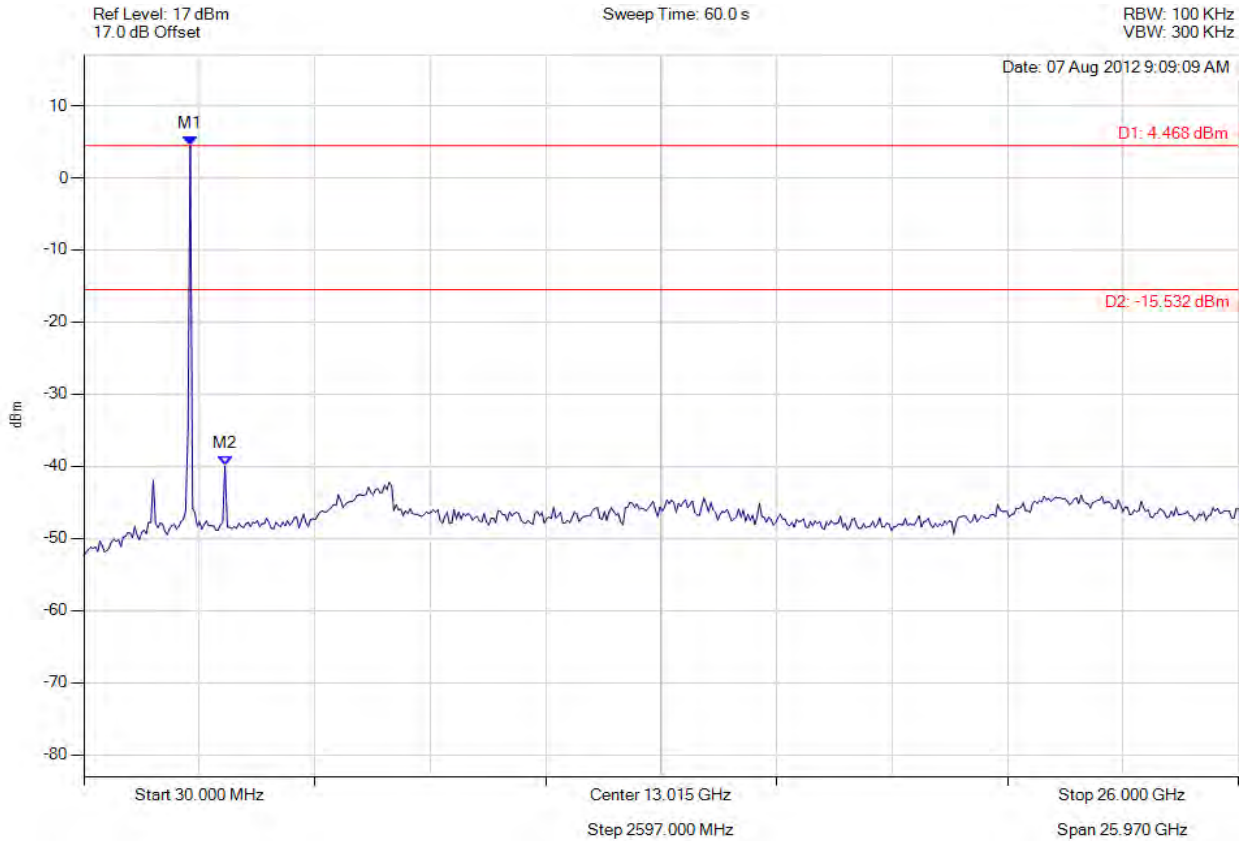


Title: AP0127450, AP0127460
To: FCC 47 CFR Part 15.247 & IC RSS-210
Serial #: RDWN14-U6 Rev A
Issue Date: 14th December 2012
Page: 394 of 457



con tx spr emissions

Variant: 802.11g, Channel: 2437.00 MHz, Chain B, Temp: Ambient, Voltage: 48.00 Vdc



Analyser Setup	Marker : Frequency : Amplitude	Test Results
Detector = MAX PEAK Sweep Count = 0 RF Atten (dB) = 20 Trace Mode = VIEW	M1 : 2424.028 MHz : 4.468 dBm M2 : 3204.689 MHz : -39.927 dBm	Limit: -15.53 Margin: -24

[Back to the Matrix](#)

This test report may be reproduced in full only. The document may only be updated by MiCOM Labs personnel. Any changes will be noted in the Document History section of the report.

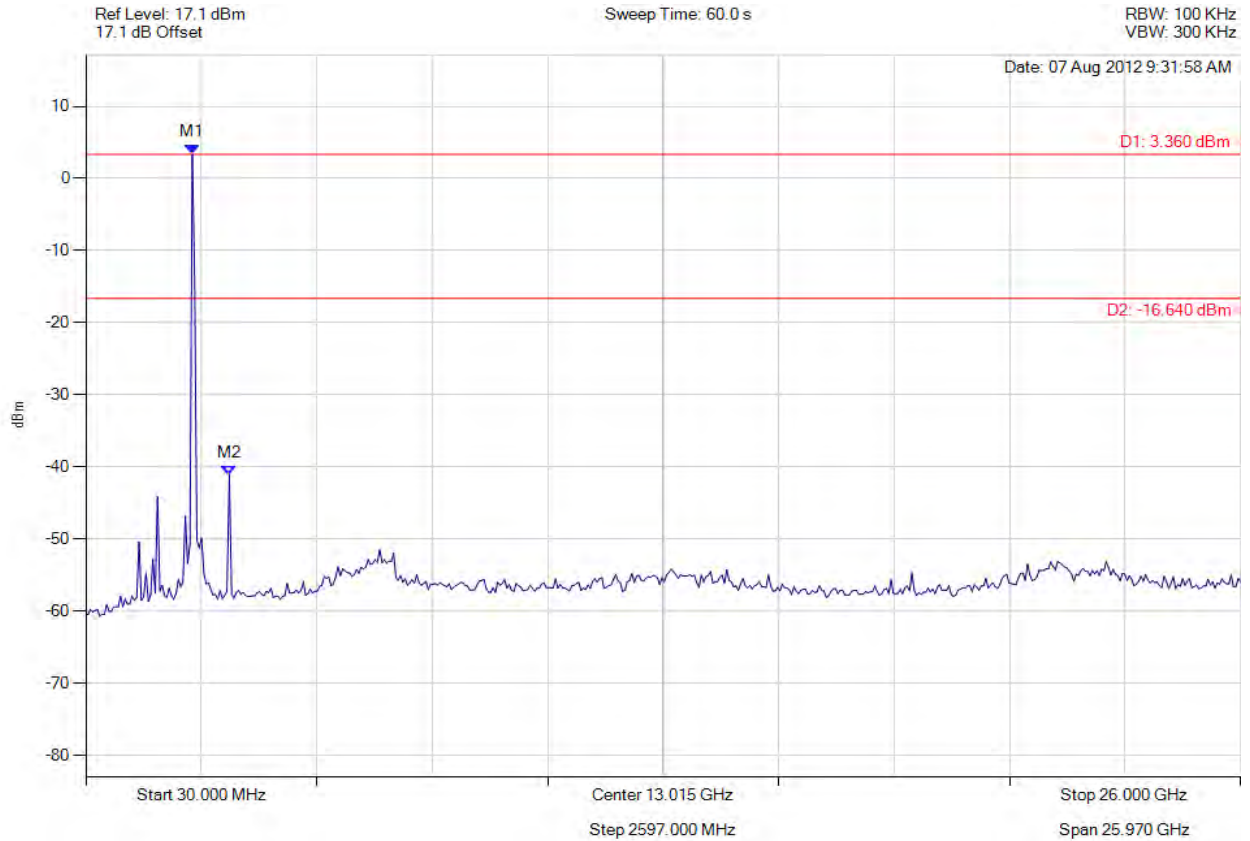


Title: AP0127450, AP0127460
To: FCC 47 CFR Part 15.247 & IC RSS-210
Serial #: RDWN14-U6 Rev A
Issue Date: 14th December 2012
Page: 395 of 457



con tx spr emissions

Variant: 802.11g, Channel: 2462.00 MHz, Chain A, Temp: Ambient, Voltage: 48.00 Vdc



Analyser Setup	Marker : Frequency : Amplitude	Test Results
Detector = MAX PEAK Sweep Count = 0 RF Atten (dB) = 10 Trace Mode = VIEW	M1 : 2424.028 MHz : 3.360 dBm M2 : 3256.733 MHz : -41.128 dBm	Limit: -16.64 Margin: -24

[Back to the Matrix](#)

This test report may be reproduced in full only. The document may only be updated by MiCOM Labs personnel. Any changes will be noted in the Document History section of the report.

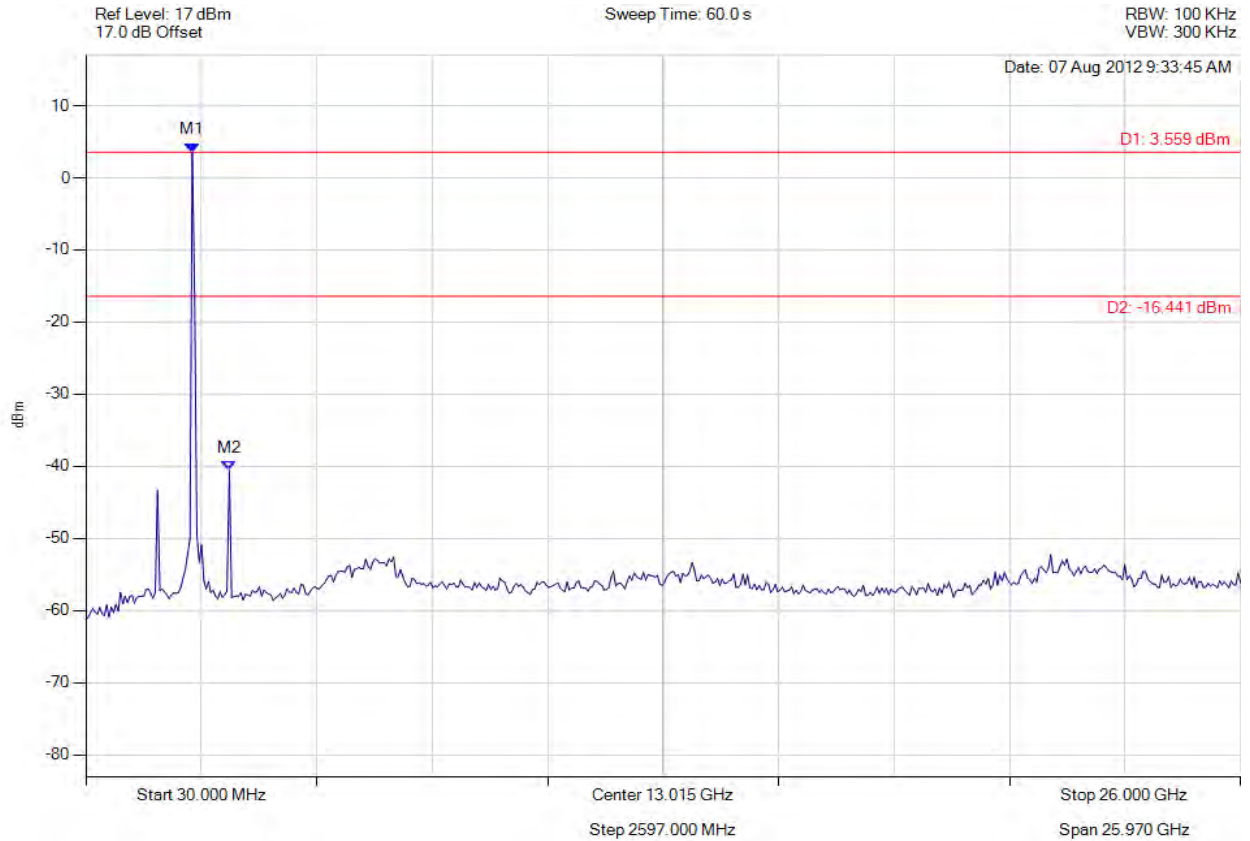


Title: AP0127450, AP0127460
To: FCC 47 CFR Part 15.247 & IC RSS-210
Serial #: RDWN14-U6 Rev A
Issue Date: 14th December 2012
Page: 396 of 457



con tx spr emissions

Variant: 802.11g, Channel: 2462.00 MHz, Chain B, Temp: Ambient, Voltage: 48.00 Vdc



Analyser Setup	Marker : Frequency : Amplitude	Test Results
Detector = MAX PEAK Sweep Count = 0 RF Atten (dB) = 10 Trace Mode = VIEW	M1 : 2424.028 MHz : 3.559 dBm M2 : 3256.733 MHz : -40.632 dBm	Limit: -16.44 Margin: -24

[Back to the Matrix](#)

This test report may be reproduced in full only. The document may only be updated by MiCOM Labs personnel. Any changes will be noted in the Document History section of the report.

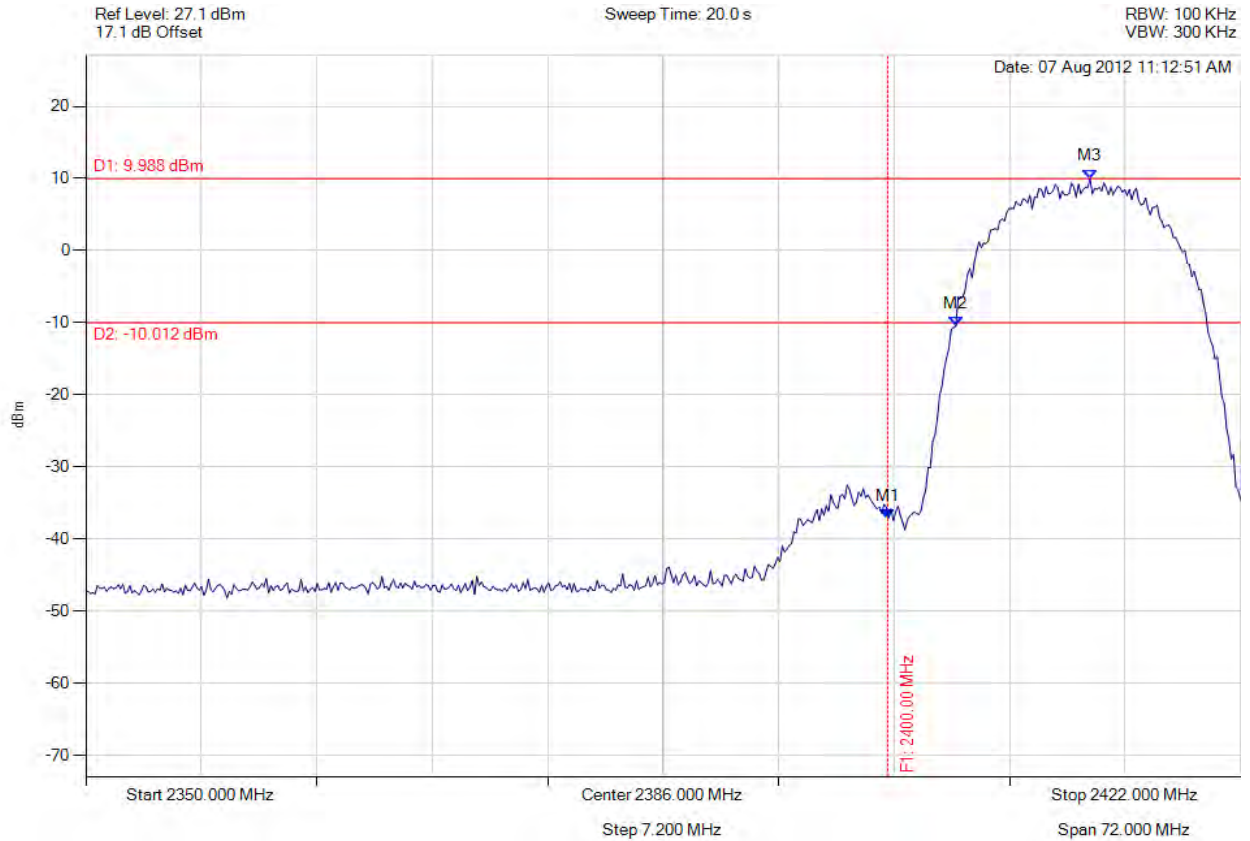


3x3 802.11b



bandedge

Variant: 802.11b, Channel: 2412.00 MHz, Chain A, Temp: Ambient, Voltage: 48.00 Vdc



Analyser Setup	Marker : Frequency : Amplitude	Test Results
Detector = MAX PEAK Sweep Count = 0 RF Atten (dB) = 20 Trace Mode = VIEW	M1 : 2400.000 MHz : -37.063 dBm M2 : 2404.253 MHz : -10.467 dBm M3 : 2412.621 MHz : 9.988 dBm	Limit: -10.01 dBm Margin: -27.05 dB

[Back to the Matrix](#)

This test report may be reproduced in full only. The document may only be updated by MiCOM Labs personnel. Any changes will be noted in the Document History section of the report.

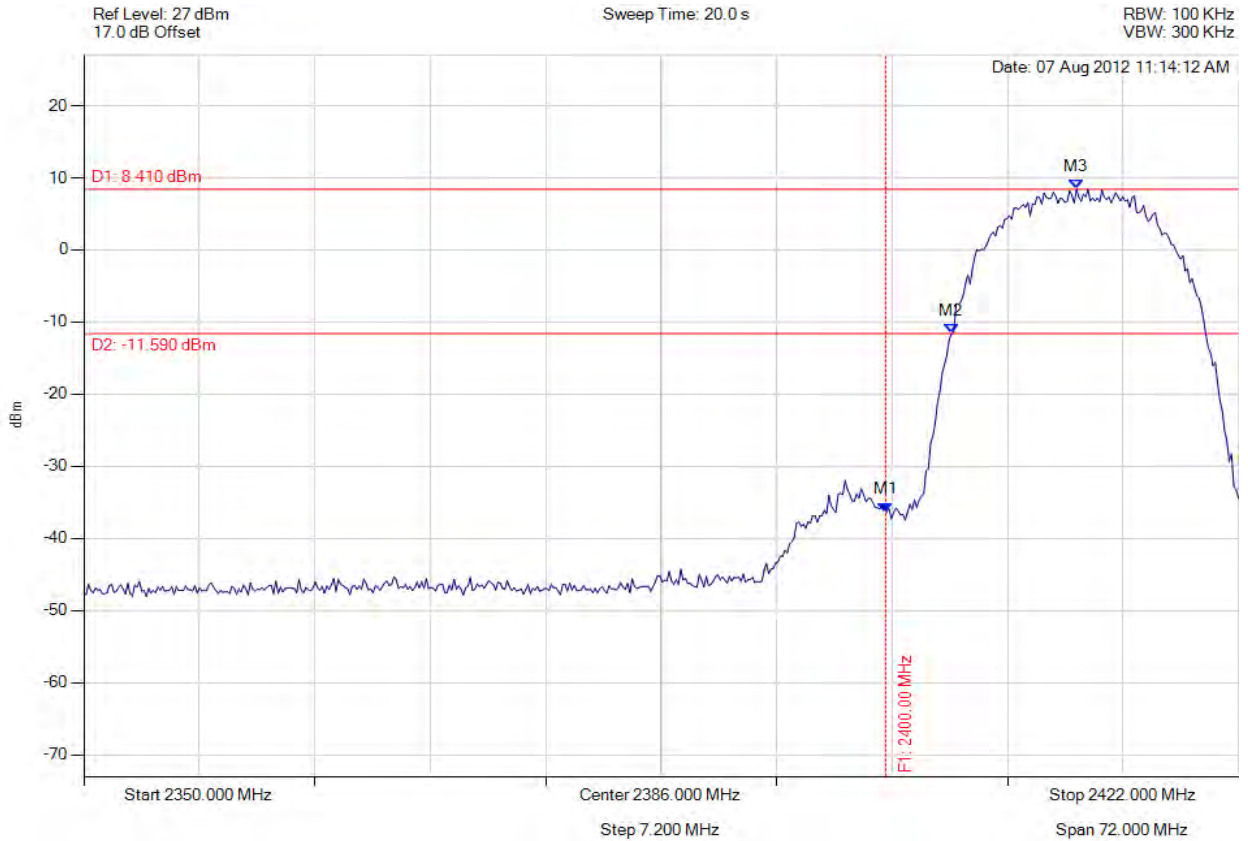


Title: AP0127450, AP0127460
To: FCC 47 CFR Part 15.247 & IC RSS-210
Serial #: RDWN14-U6 Rev A
Issue Date: 14th December 2012
Page: 398 of 457



bandedge

Variant: 802.11b, Channel: 2412.00 MHz, Chain B, Temp: Ambient, Voltage: 48.00 Vdc



Analyser Setup	Marker : Frequency : Amplitude	Test Results
Detector = MAX PEAK Sweep Count = 0 RF Atten (dB) = 20 Trace Mode = VIEW	M1 : 2400.000 MHz : -36.308 dBm M2 : 2404.108 MHz : -11.605 dBm M3 : 2411.900 MHz : 8.410 dBm	Limit: -11.59 dBm Margin: -24.72 dB

[Back to the Matrix](#)

This test report may be reproduced in full only. The document may only be updated by MiCOM Labs personnel. Any changes will be noted in the Document History section of the report.

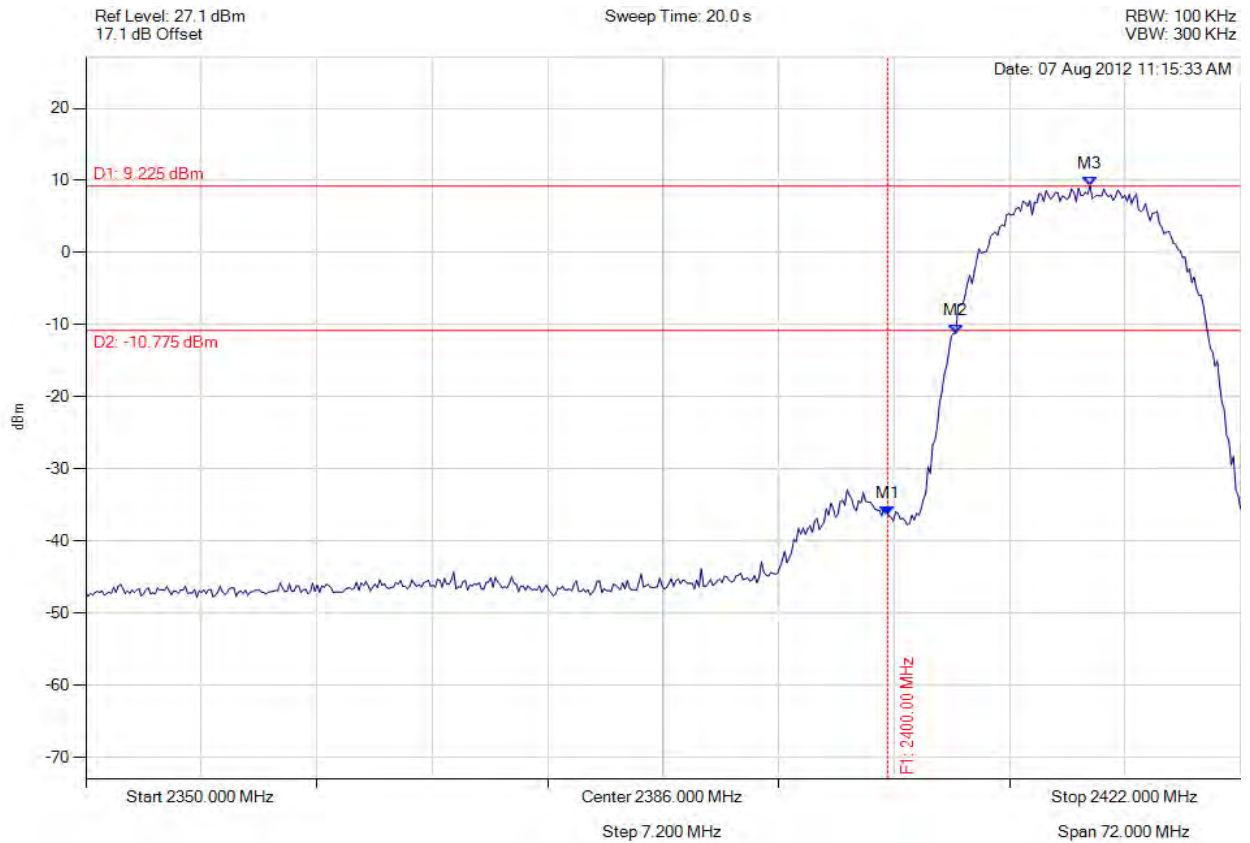


Title: AP0127450, AP0127460
To: FCC 47 CFR Part 15.247 & IC RSS-210
Serial #: RDWN14-U6 Rev A
Issue Date: 14th December 2012
Page: 399 of 457



bandedge

Variant: 802.11b, Channel: 2412.00 MHz, Chain C, Temp: Ambient, Voltage: 48.00 Vdc



Analyser Setup	Marker : Frequency : Amplitude	Test Results
Detector = MAX PEAK Sweep Count = 0 RF Atten (dB) = 20 Trace Mode = VIEW	M1 : 2400.000 MHz : -36.501 dBm M2 : 2404.253 MHz : -11.187 dBm M3 : 2412.621 MHz : 9.225 dBm	Limit: -10.78 dBm Margin: -25.72 dB

[Back to the Matrix](#)

This test report may be reproduced in full only. The document may only be updated by MiCOM Labs personnel. Any changes will be noted in the Document History section of the report.

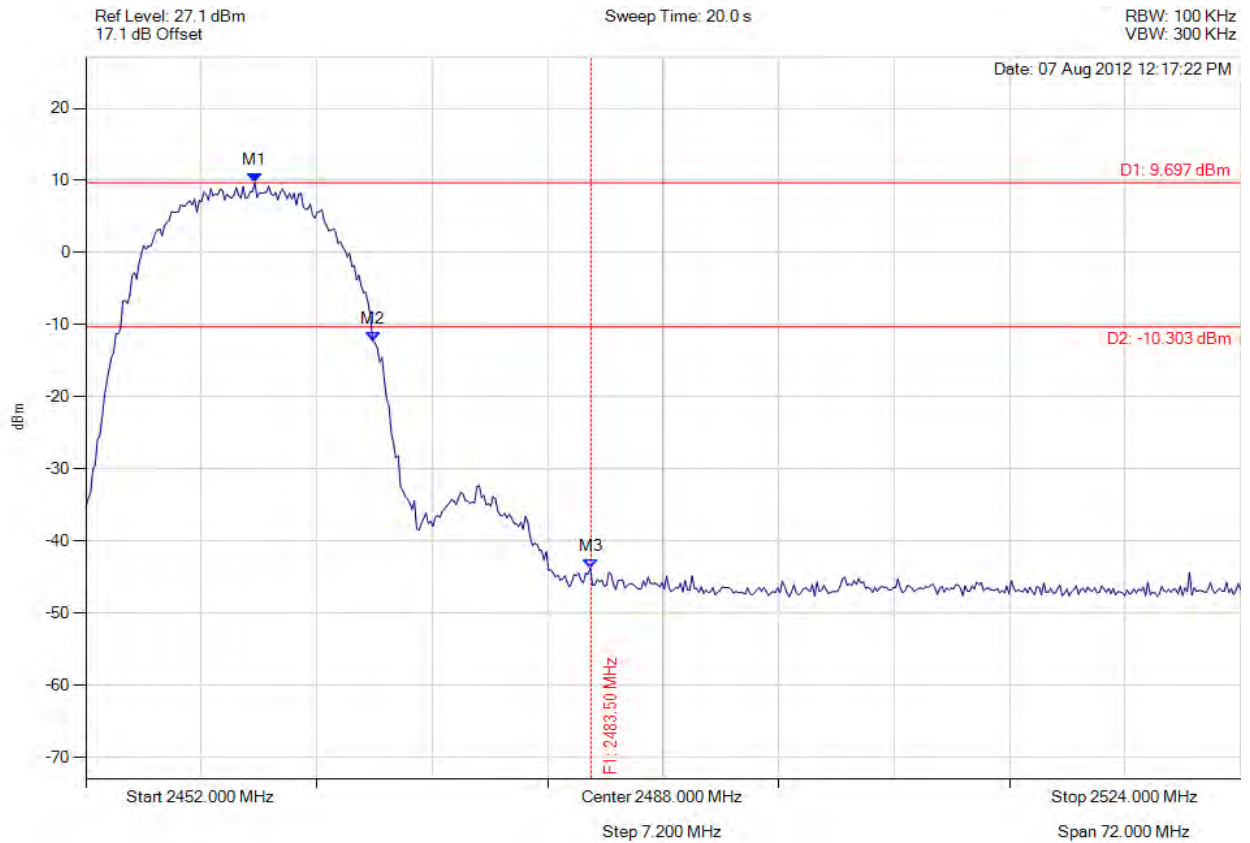


Title: AP0127450, AP0127460
To: FCC 47 CFR Part 15.247 & IC RSS-210
Serial #: RDWN14-U6 Rev A
Issue Date: 14th December 2012
Page: 400 of 457



bandedge

Variant: 802.11b, Channel: 2462.00 MHz, Chain A, Temp: Ambient, Voltage: 48.00 Vdc



Analyser Setup	Marker : Frequency : Amplitude	Test Results
Detector = MAX PEAK Sweep Count = 0 RF Atten (dB) = 20 Trace Mode = VIEW	M1 : 2462.533 MHz : 9.697 dBm M2 : 2469.892 MHz : -12.269 dBm M3 : 2483.500 MHz : -43.768 dBm	Limit: -10.30 dBm Margin: -33.47 dB

[Back to the Matrix](#)

This test report may be reproduced in full only. The document may only be updated by MiCOM Labs personnel. Any changes will be noted in the Document History section of the report.

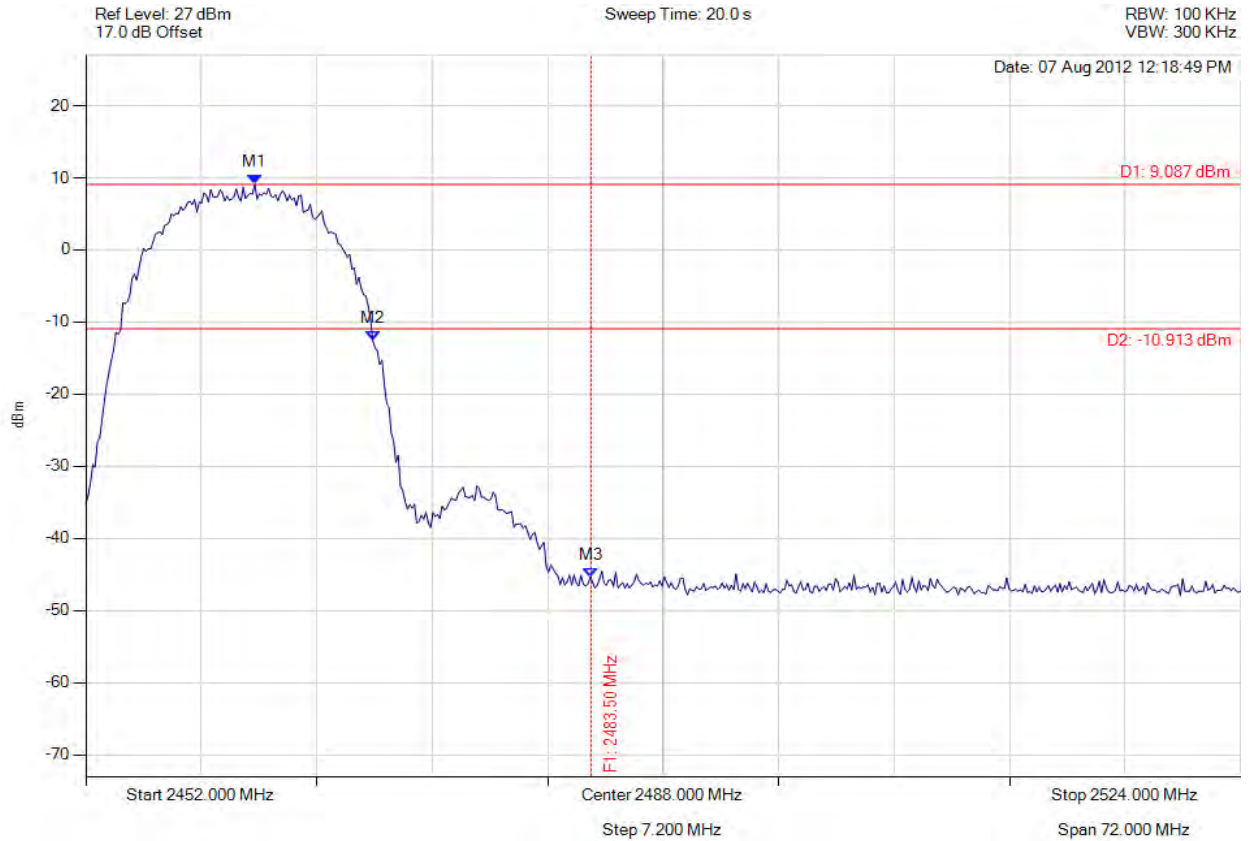


Title: AP0127450, AP0127460
To: FCC 47 CFR Part 15.247 & IC RSS-210
Serial #: RDWN14-U6 Rev A
Issue Date: 14th December 2012
Page: 401 of 457



bandedge

Variant: 802.11b, Channel: 2462.00 MHz, Chain B, Temp: Ambient, Voltage: 48.00 Vdc



Analyser Setup	Marker : Frequency : Amplitude	Test Results
Detector = MAX PEAK Sweep Count = 0 RF Atten (dB) = 20 Trace Mode = VIEW	M1 : 2462.533 MHz : 9.087 dBm M2 : 2469.892 MHz : -12.605 dBm M3 : 2483.500 MHz : -45.332 dBm	Limit: -10.91 dBm Margin: -34.42 dB

[Back to the Matrix](#)

This test report may be reproduced in full only. The document may only be updated by MiCOM Labs personnel. Any changes will be noted in the Document History section of the report.

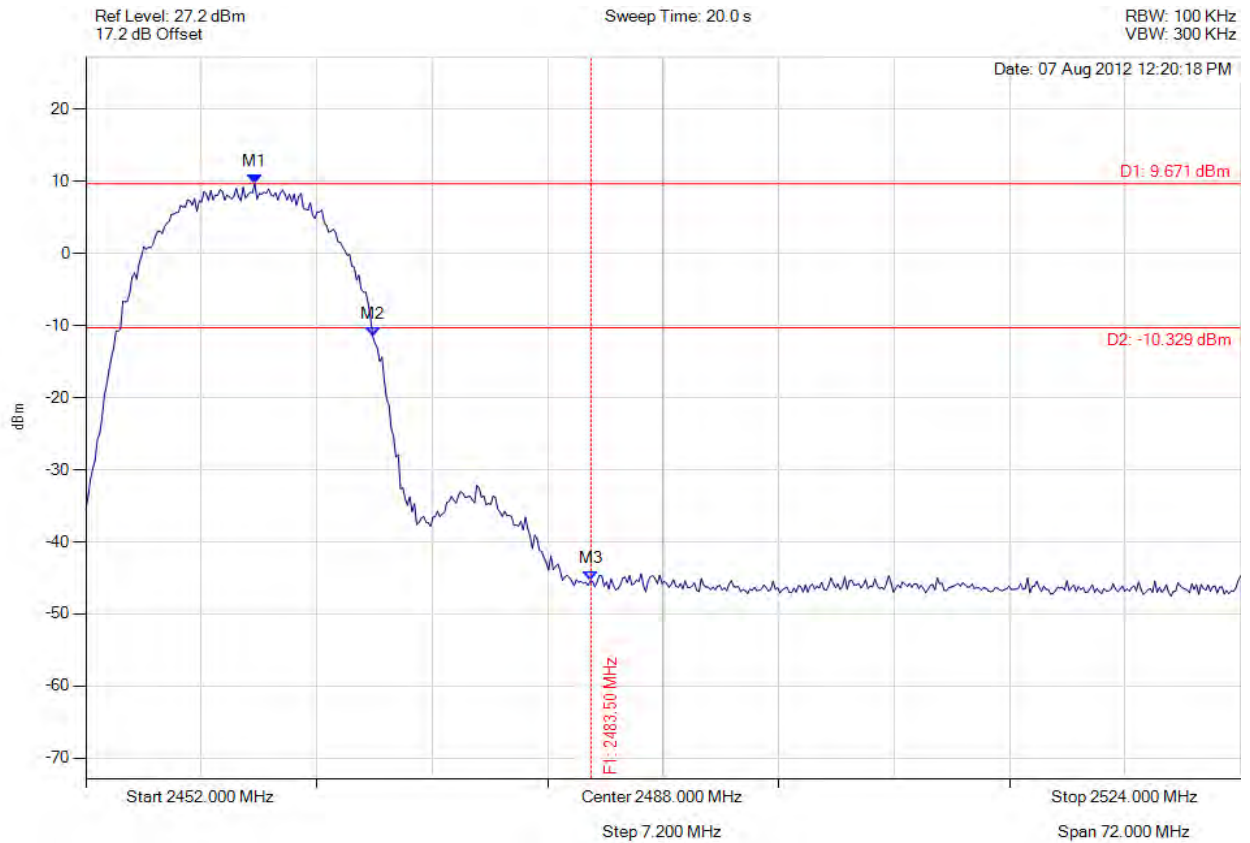


Title: AP0127450, AP0127460
To: FCC 47 CFR Part 15.247 & IC RSS-210
Serial #: RDWN14-U6 Rev A
Issue Date: 14th December 2012
Page: 402 of 457



bandedge

Variant: 802.11b, Channel: 2462.00 MHz, Chain C, Temp: Ambient, Voltage: 48.00 Vdc



Analyser Setup	Marker : Frequency : Amplitude	Test Results
Detector = MAX PEAK Sweep Count = 0 RF Atten (dB) = 20 Trace Mode = VIEW	M1 : 2462.533 MHz : 9.671 dBm M2 : 2469.892 MHz : -11.525 dBm M3 : 2483.500 MHz : -45.431 dBm	Limit: -10.33 dBm Margin: -35.10 dB

[Back to the Matrix](#)

This test report may be reproduced in full only. The document may only be updated by MiCOM Labs personnel. Any changes will be noted in the Document History section of the report.

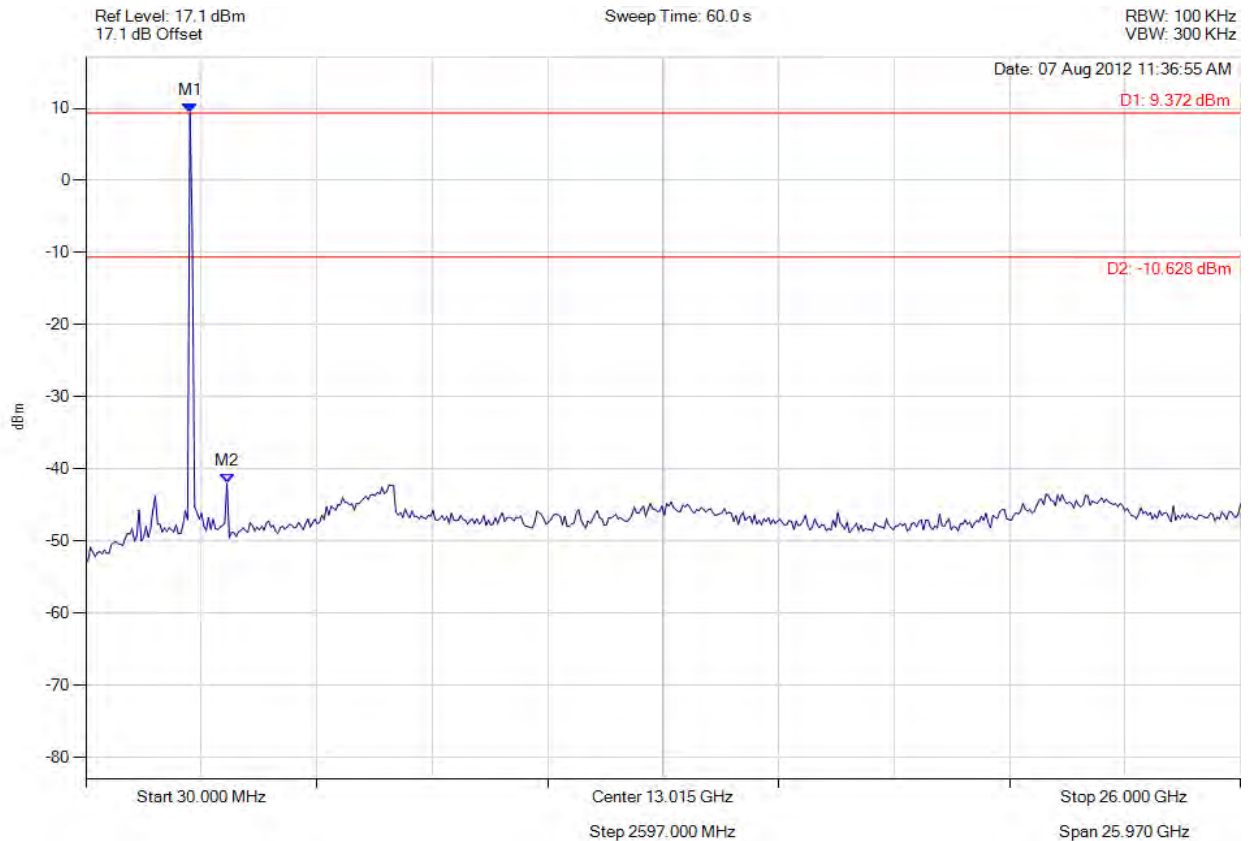


Title: AP0127450, AP0127460
To: FCC 47 CFR Part 15.247 & IC RSS-210
Serial #: RDWN14-U6 Rev A
Issue Date: 14th December 2012
Page: 403 of 457



con tx spr emissions

Variant: 802.11b, Channel: 2412.00 MHz, Chain A, Temp: Ambient, Voltage: 48.00 Vdc



Analyser Setup	Marker : Frequency : Amplitude	Test Results
Detector = MAX PEAK Sweep Count = 0 RF Atten (dB) = 20 Trace Mode = VIEW	M1 : 2371.984 MHz : 9.372 dBm M2 : 3204.689 MHz : -41.986 dBm	Limit: -10.63 dBm Margin: -31.36 dB

[Back to the Matrix](#)

This test report may be reproduced in full only. The document may only be updated by MiCOM Labs personnel. Any changes will be noted in the Document History section of the report.

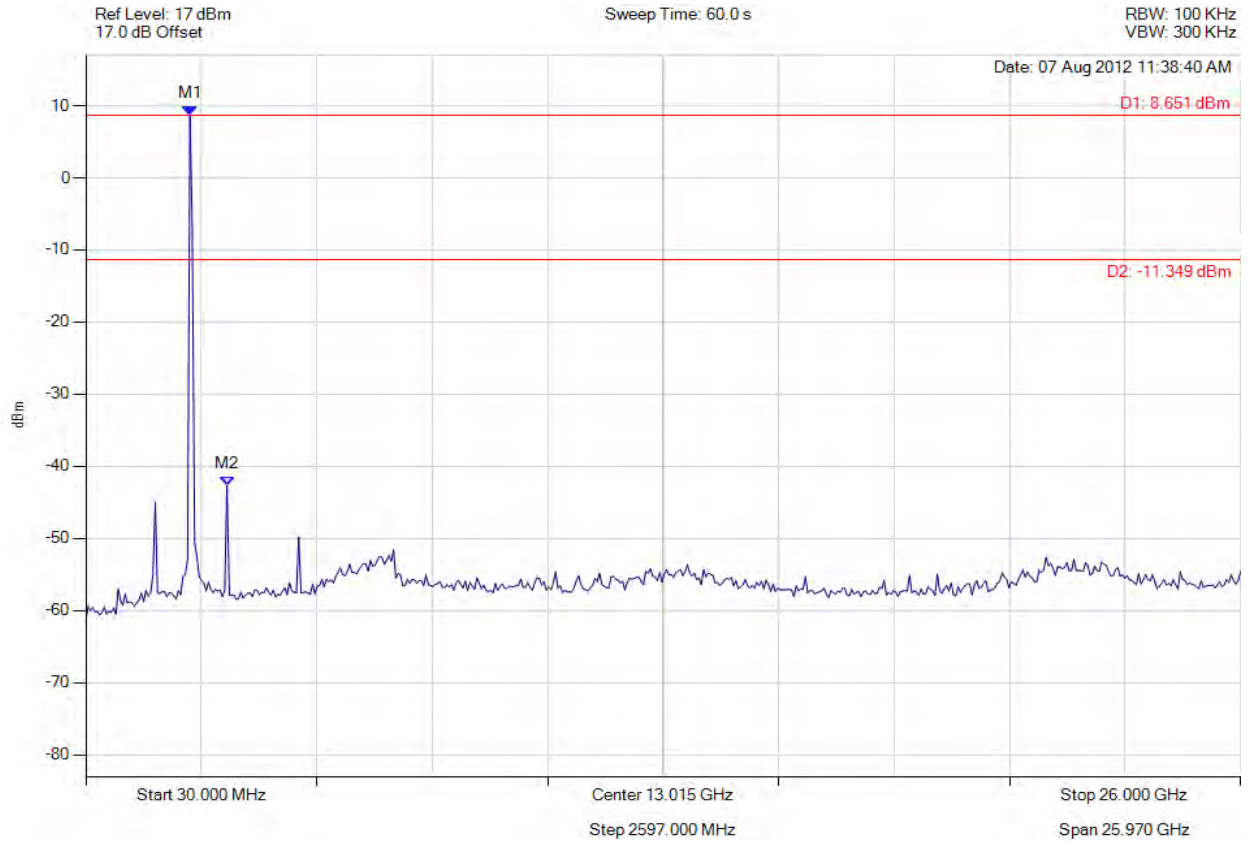


Title: AP0127450, AP0127460
To: FCC 47 CFR Part 15.247 & IC RSS-210
Serial #: RDWN14-U6 Rev A
Issue Date: 14th December 2012
Page: 404 of 457



con tx spr emissions

Variant: 802.11b, Channel: 2412.00 MHz, Chain B, Temp: Ambient, Voltage: 48.00 Vdc



Analyser Setup	Marker : Frequency : Amplitude	Test Results
Detector = MAX PEAK Sweep Count = 0 RF Atten (dB) = 10 Trace Mode = VIEW	M1 : 2371.984 MHz : 8.651 dBm M2 : 3204.689 MHz : -42.680 dBm	Limit: -11.35 dBm Margin: -31.33 dB

[Back to the Matrix](#)

This test report may be reproduced in full only. The document may only be updated by MiCOM Labs personnel. Any changes will be noted in the Document History section of the report.

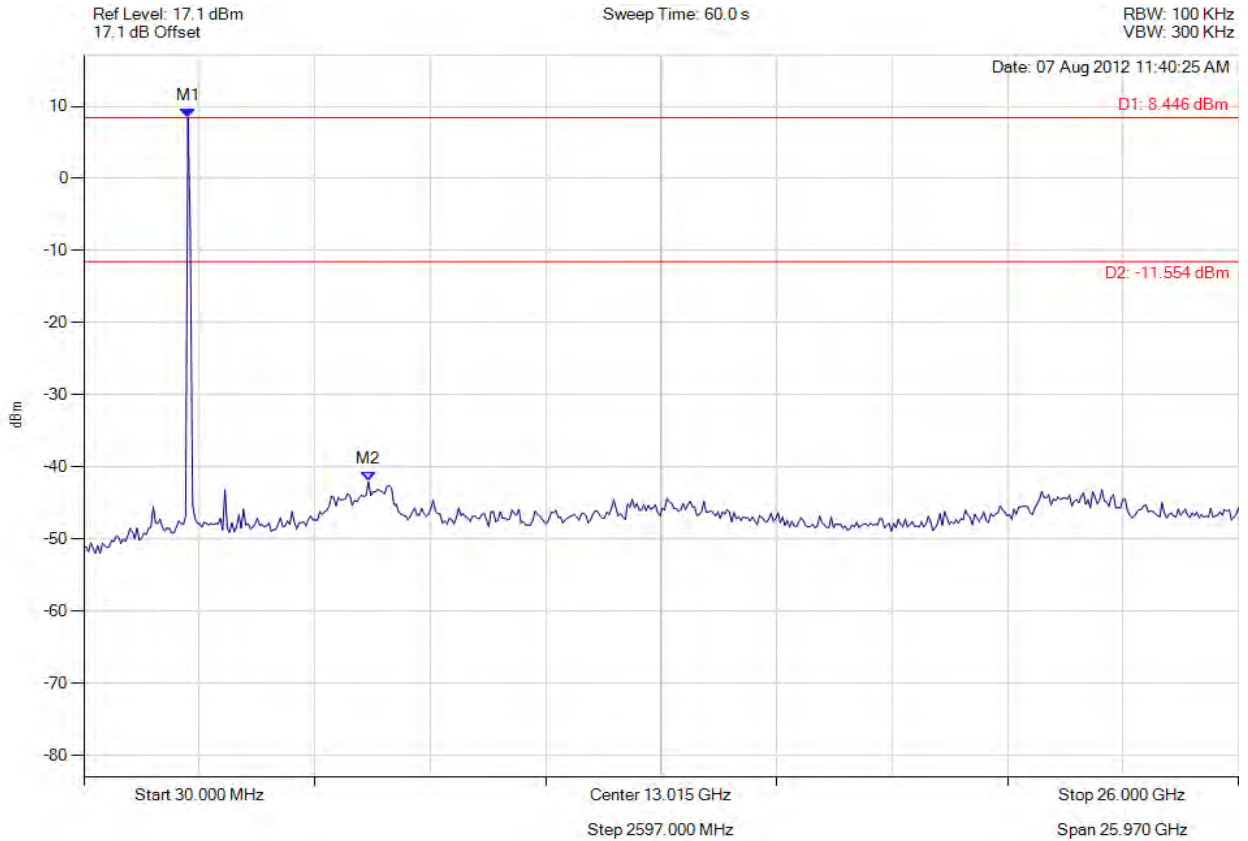


Title: AP0127450, AP0127460
To: FCC 47 CFR Part 15.247 & IC RSS-210
Serial #: RDWN14-U6 Rev A
Issue Date: 14th December 2012
Page: 405 of 457



con tx spr emissions

Variant: 802.11b, Channel: 2412.00 MHz, Chain C, Temp: Ambient, Voltage: 48.00 Vdc



Analyser Setup	Marker : Frequency : Amplitude	Test Results
Detector = MAX PEAK Sweep Count = 0 RF Atten (dB) = 20 Trace Mode = VIEW	M1 : 2371.984 MHz : 8.446 dBm M2 : 6431.423 MHz : -42.017 dBm	Limit: -11.55 dBm Margin: -30.47 dB

[Back to the Matrix](#)

This test report may be reproduced in full only. The document may only be updated by MiCOM Labs personnel. Any changes will be noted in the Document History section of the report.

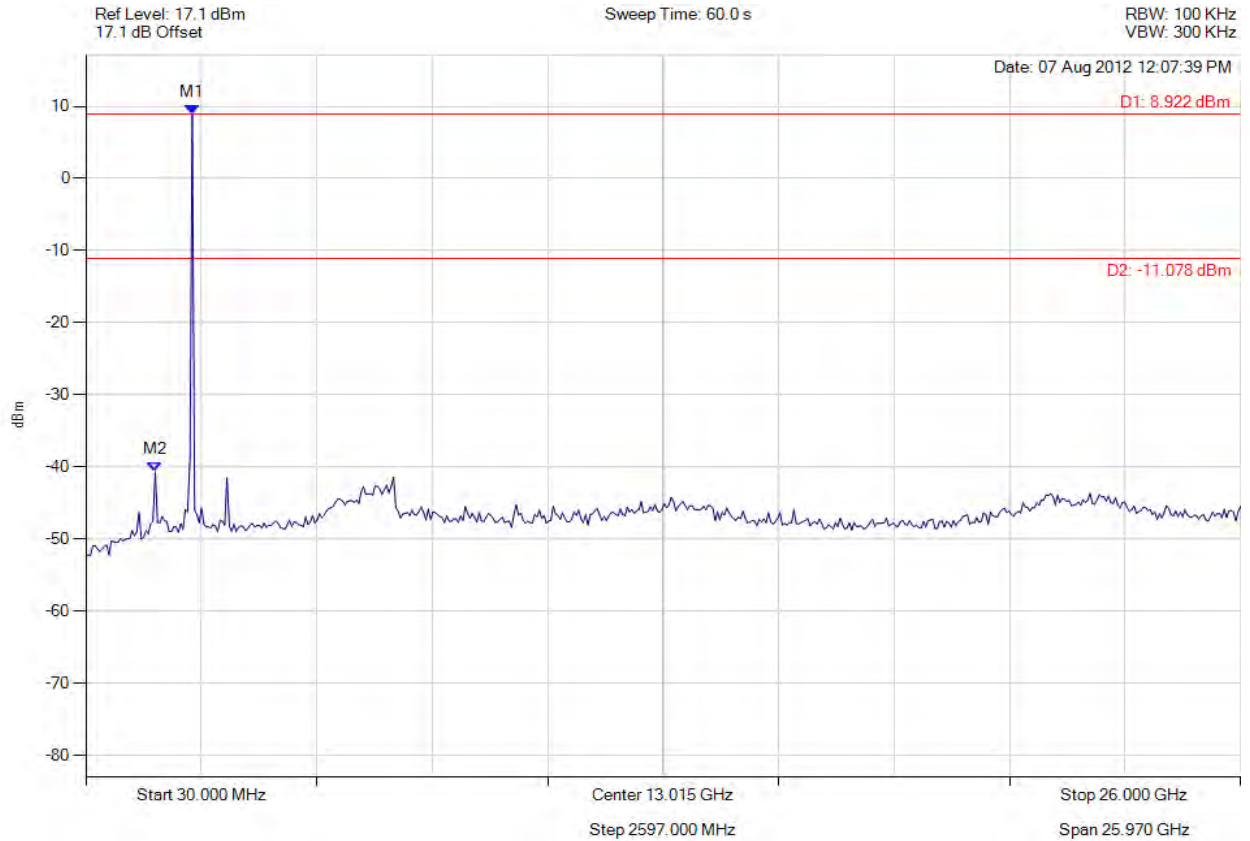


Title: AP0127450, AP0127460
To: FCC 47 CFR Part 15.247 & IC RSS-210
Serial #: RDWN14-U6 Rev A
Issue Date: 14th December 2012
Page: 406 of 457



con tx spr emissions

Variant: 802.11b, Channel: 2437.00 MHz, Chain A, Temp: Ambient, Voltage: 48.00 Vdc



Analyser Setup	Marker : Frequency : Amplitude	Test Results
Detector = MAX PEAK Sweep Count = 0 RF Atten (dB) = 20 Trace Mode = VIEW	M1 : 2424.028 MHz : 8.922 dBm M2 : 1591.323 MHz : -40.656 dBm	Limit: -11.08 dBm Margin: -29.58 dB

[Back to the Matrix](#)

This test report may be reproduced in full only. The document may only be updated by MiCOM Labs personnel. Any changes will be noted in the Document History section of the report.

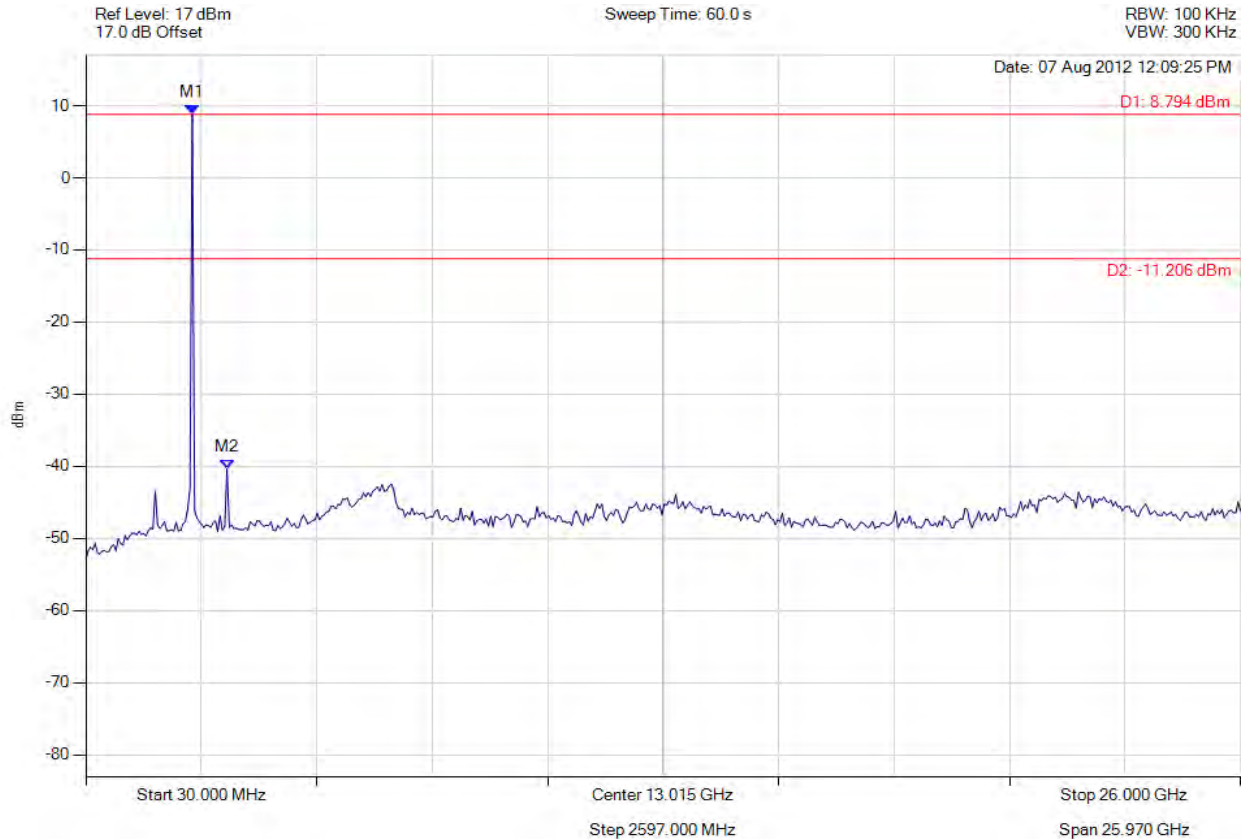


Title: AP0127450, AP0127460
To: FCC 47 CFR Part 15.247 & IC RSS-210
Serial #: RDWN14-U6 Rev A
Issue Date: 14th December 2012
Page: 407 of 457



con tx spr emissions

Variant: 802.11b, Channel: 2437.00 MHz, Chain B, Temp: Ambient, Voltage: 48.00 Vdc



Analyser Setup	Marker : Frequency : Amplitude	Test Results
Detector = MAX PEAK Sweep Count = 0 RF Atten (dB) = 20 Trace Mode = VIEW	M1 : 2424.028 MHz : 8.794 dBm M2 : 3204.689 MHz : -40.321 dBm	Limit: -11.21 dBm Margin: -29.11 dB

[Back to the Matrix](#)

This test report may be reproduced in full only. The document may only be updated by MiCOM Labs personnel. Any changes will be noted in the Document History section of the report.

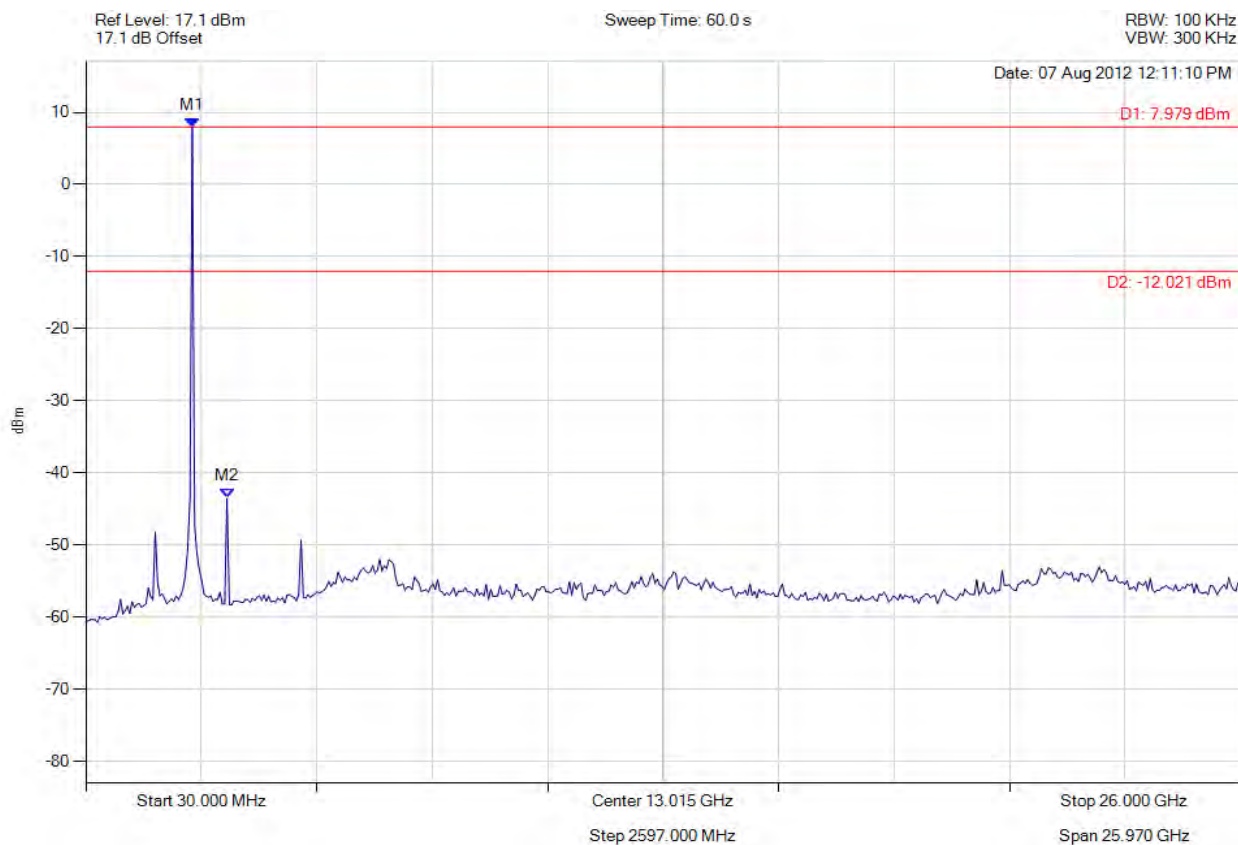


Title: AP0127450, AP0127460
To: FCC 47 CFR Part 15.247 & IC RSS-210
Serial #: RDWN14-U6 Rev A
Issue Date: 14th December 2012
Page: 408 of 457



con tx spr emissions

Variant: 802.11b, Channel: 2437.00 MHz, Chain C, Temp: Ambient, Voltage: 48.00 Vdc



Analyser Setup	Marker : Frequency : Amplitude	Test Results
Detector = MAX PEAK Sweep Count = 0 RF Atten (dB) = 10 Trace Mode = VIEW	M1 : 2424.028 MHz : 7.979 dBm M2 : 3204.689 MHz : -43.514 dBm	Limit: -12.02 dBm Margin: -31.49 dB

[Back to the Matrix](#)

This test report may be reproduced in full only. The document may only be updated by MiCOM Labs personnel. Any changes will be noted in the Document History section of the report.

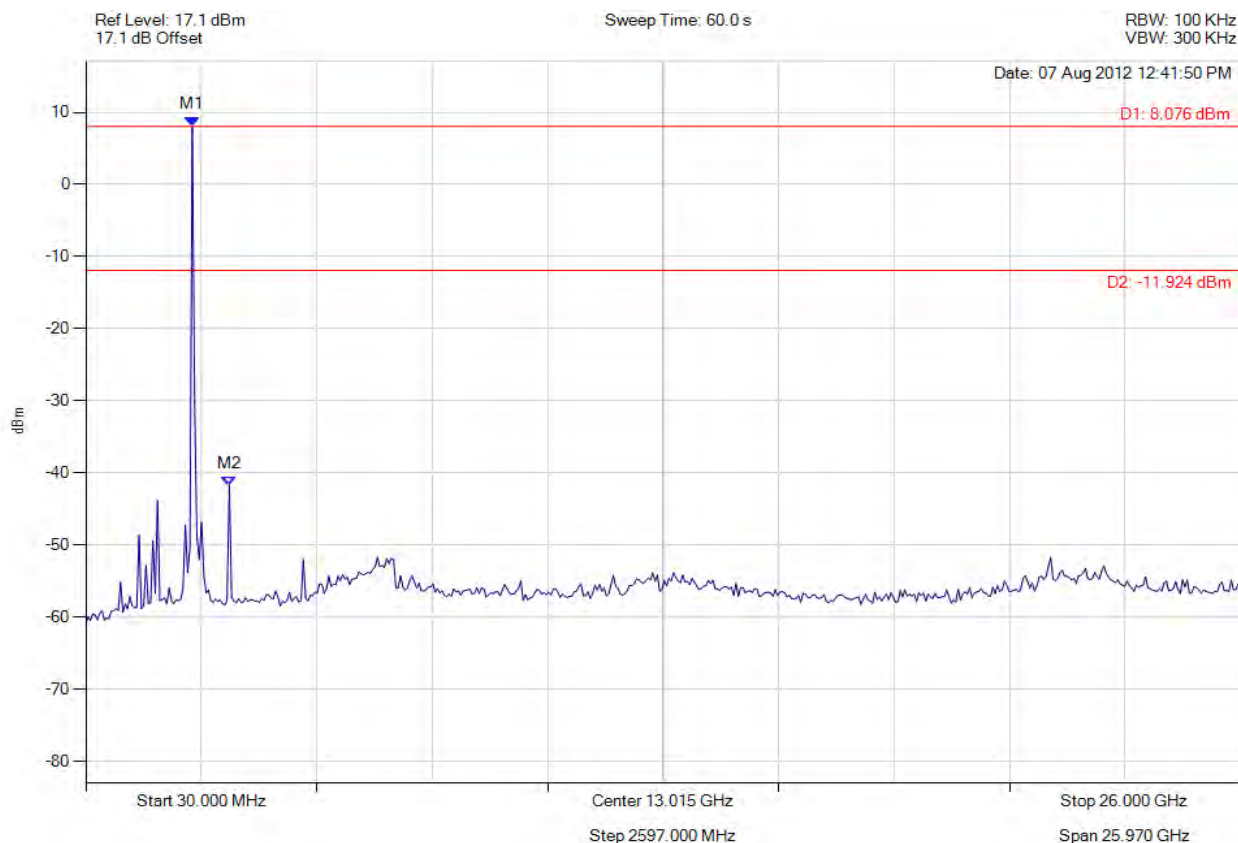


Title: AP0127450, AP0127460
To: FCC 47 CFR Part 15.247 & IC RSS-210
Serial #: RDWN14-U6 Rev A
Issue Date: 14th December 2012
Page: 409 of 457



con tx spr emissions

Variant: 802.11b, Channel: 2462.00 MHz, Chain A, Temp: Ambient, Voltage: 48.00 Vdc



Analyser Setup	Marker : Frequency : Amplitude	Test Results
Detector = MAX PEAK Sweep Count = 0 RF Atten (dB) = 10 Trace Mode = VIEW	M1 : 2424.028 MHz : 8.076 dBm M2 : 3256.733 MHz : -41.777 dBm	Limit: -11.92 dBm Margin: -29.86 dB

[Back to the Matrix](#)

This test report may be reproduced in full only. The document may only be updated by MiCOM Labs personnel. Any changes will be noted in the Document History section of the report.

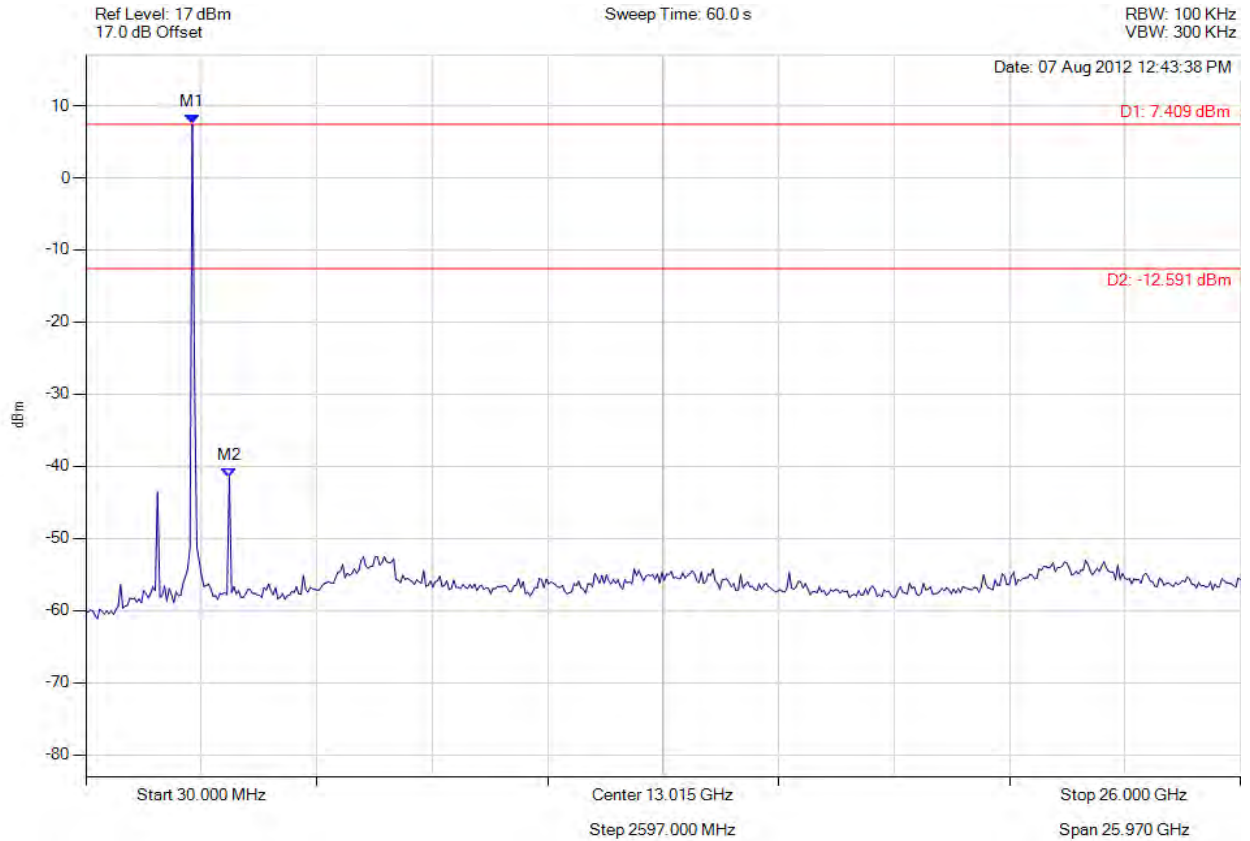


Title: AP0127450, AP0127460
To: FCC 47 CFR Part 15.247 & IC RSS-210
Serial #: RDWN14-U6 Rev A
Issue Date: 14th December 2012
Page: 410 of 457



con tx spr emissions

Variant: 802.11b, Channel: 2462.00 MHz, Chain B, Temp: Ambient, Voltage: 48.00 Vdc



Analyser Setup	Marker : Frequency : Amplitude	Test Results
Detector = MAX PEAK Sweep Count = 0 RF Atten (dB) = 10 Trace Mode = VIEW	M1 : 2424.028 MHz : 7.409 dBm M2 : 3256.733 MHz : -41.550 dBm	Limit: -12.59 dBm Margin: -28.96 dB

[Back to the Matrix](#)

This test report may be reproduced in full only. The document may only be updated by MiCOM Labs personnel. Any changes will be noted in the Document History section of the report.

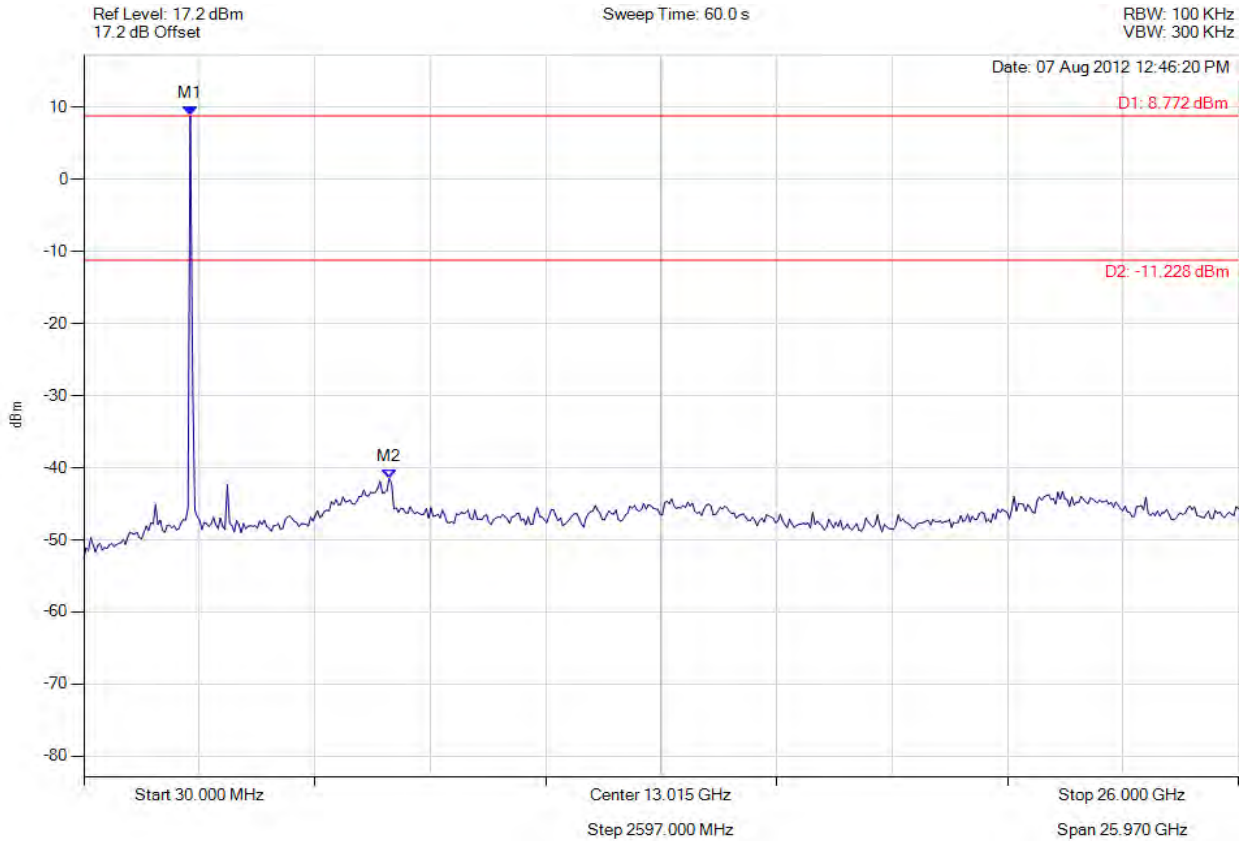


Title: AP0127450, AP0127460
To: FCC 47 CFR Part 15.247 & IC RSS-210
Serial #: RDWN14-U6 Rev A
Issue Date: 14th December 2012
Page: 411 of 457



con tx spr emissions

Variant: 802.11b, Channel: 2462.00 MHz, Chain C, Temp: Ambient, Voltage: 48.00 Vdc



Analyser Setup	Marker : Frequency : Amplitude	Test Results
Detector = MAX PEAK Sweep Count = 0 RF Atten (dB) = 20 Trace Mode = VIEW	M1 : 2424.028 MHz : 8.772 dBm M2 : 6899.820 MHz : -41.490 dBm	Limit: -11.23 dBm Margin: -30.26 dB

[Back to the Matrix](#)

This test report may be reproduced in full only. The document may only be updated by MiCOM Labs personnel. Any changes will be noted in the Document History section of the report.



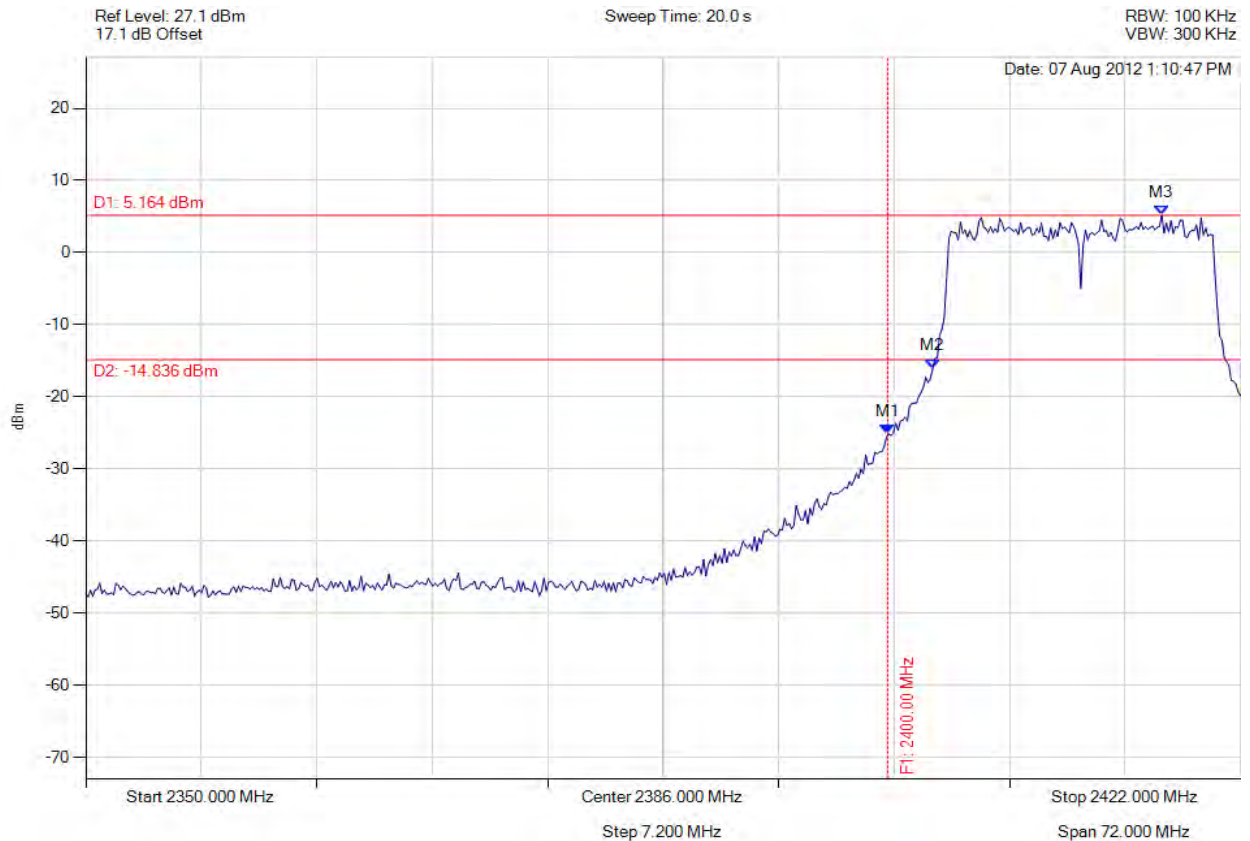
Title: AP0127450, AP0127460
To: FCC 47 CFR Part 15.247 & IC RSS-210
Serial #: RDWN14-U6 Rev A
Issue Date: 14th December 2012
Page: 412 of 457

3x3 802.11g



bandedge

Variant: 802.11g, Channel: 2412.00 MHz, Chain A, Temp: Ambient, Voltage: 48.00 Vdc



Analyser Setup	Marker : Frequency : Amplitude	Test Results
Detector = MAX PEAK Sweep Count = 0 RF Atten (dB) = 20 Trace Mode = VIEW	M1 : 2400.000 MHz : -25.149 dBm M2 : 2402.810 MHz : -16.028 dBm M3 : 2417.094 MHz : 5.164 dBm	Limit: -14.84 dBm Margin: -10.31 dB

[Back to the Matrix](#)

This test report may be reproduced in full only. The document may only be updated by MiCOM Labs personnel. Any changes will be noted in the Document History section of the report.

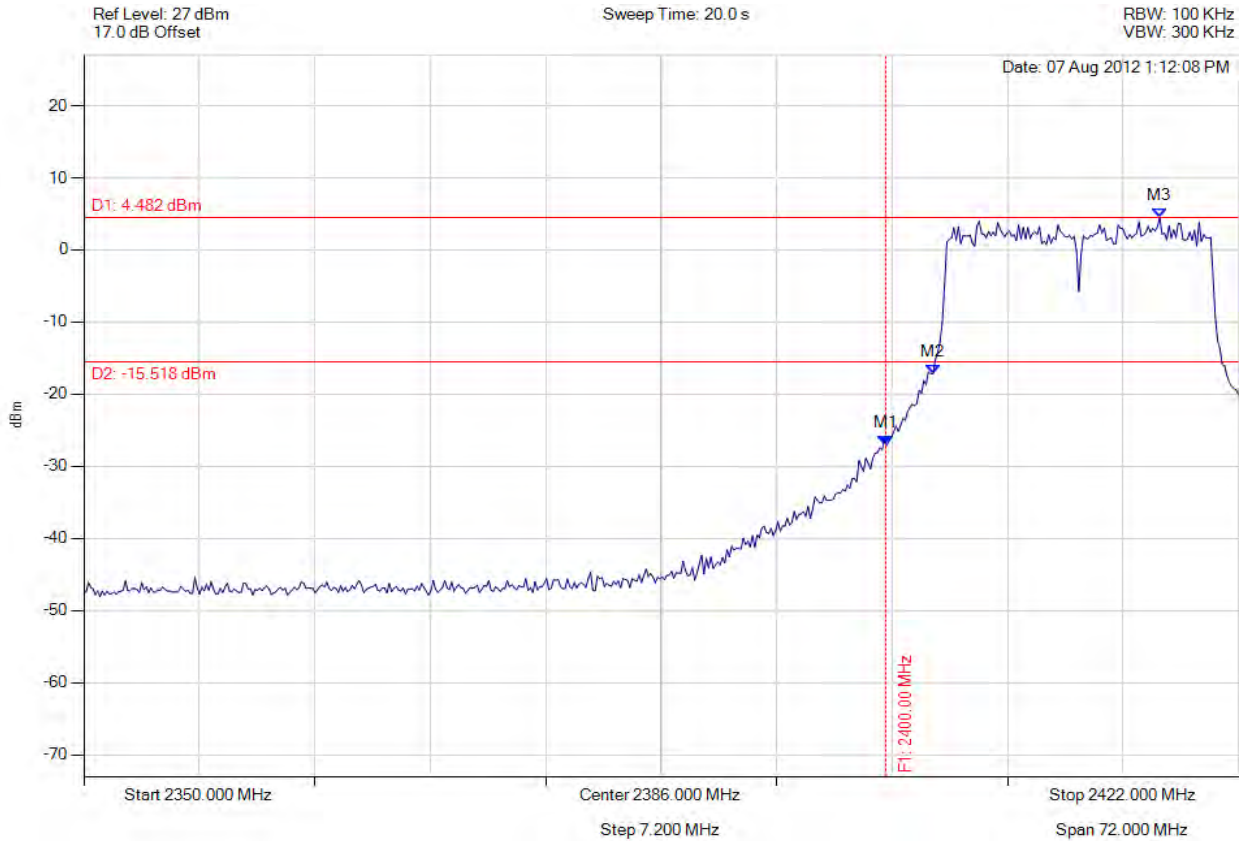


Title: AP0127450, AP0127460
To: FCC 47 CFR Part 15.247 & IC RSS-210
Serial #: RDWN14-U6 Rev A
Issue Date: 14th December 2012
Page: 413 of 457



bandedge

Variant: 802.11g, Channel: 2412.00 MHz, Chain B, Temp: Ambient, Voltage: 48.00 Vdc



Analyser Setup	Marker : Frequency : Amplitude	Test Results
Detector = MAX PEAK Sweep Count = 0 RF Atten (dB) = 20 Trace Mode = VIEW	M1 : 2400.000 MHz : -27.102 dBm M2 : 2402.954 MHz : -17.191 dBm M3 : 2417.094 MHz : 4.482 dBm	Limit: -15.52 dBm Margin: -11.58 dB

[Back to the Matrix](#)

This test report may be reproduced in full only. The document may only be updated by MiCOM Labs personnel. Any changes will be noted in the Document History section of the report.

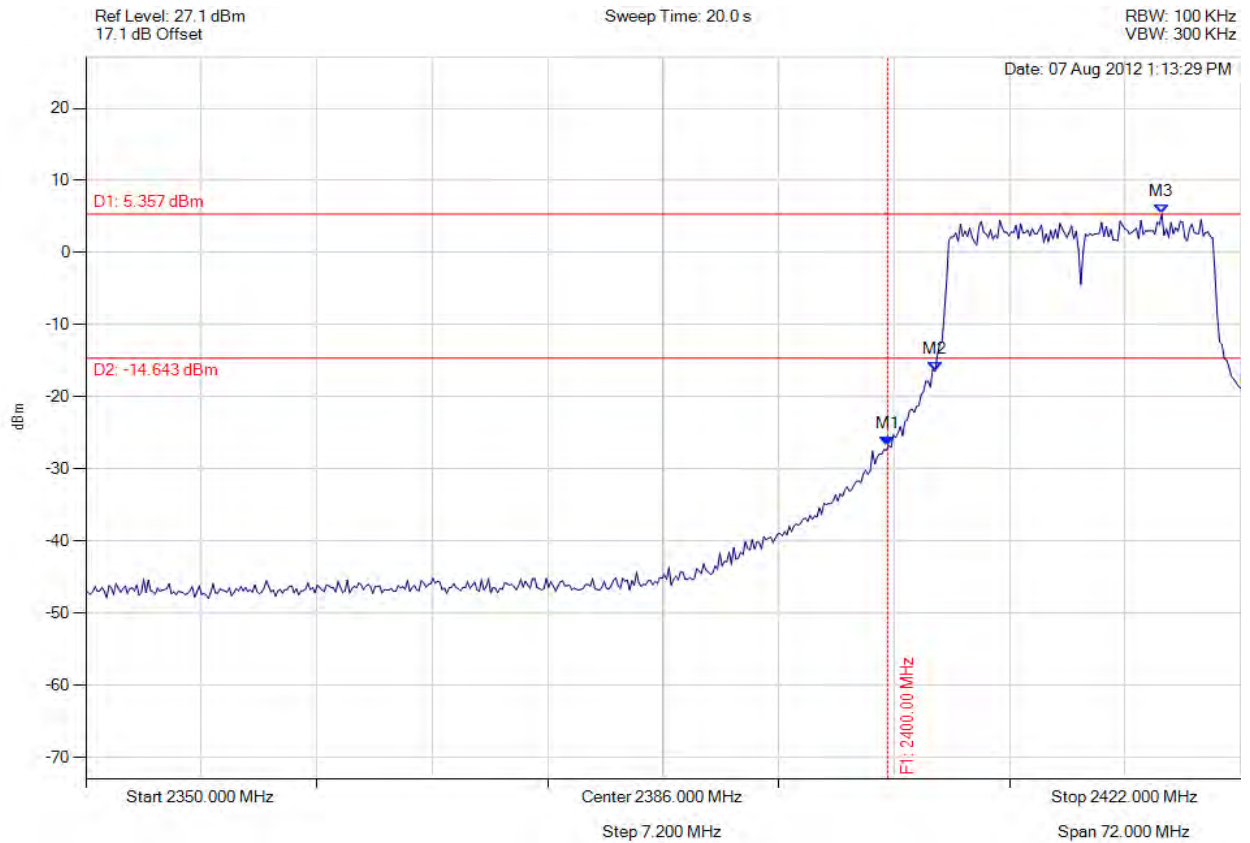


Title: AP0127450, AP0127460
To: FCC 47 CFR Part 15.247 & IC RSS-210
Serial #: RDWN14-U6 Rev A
Issue Date: 14th December 2012
Page: 414 of 457



bandedge

Variant: 802.11g, Channel: 2412.00 MHz, Chain C, Temp: Ambient, Voltage: 48.00 Vdc



Analyser Setup	Marker : Frequency : Amplitude	Test Results
Detector = MAX PEAK Sweep Count = 0 RF Atten (dB) = 20 Trace Mode = VIEW	M1 : 2400.000 MHz : -26.719 dBm M2 : 2402.954 MHz : -16.473 dBm M3 : 2417.094 MHz : 5.357 dBm	Limit: -14.64 dBm Margin: -12.08 dB

[Back to the Matrix](#)

This test report may be reproduced in full only. The document may only be updated by MiCOM Labs personnel. Any changes will be noted in the Document History section of the report.

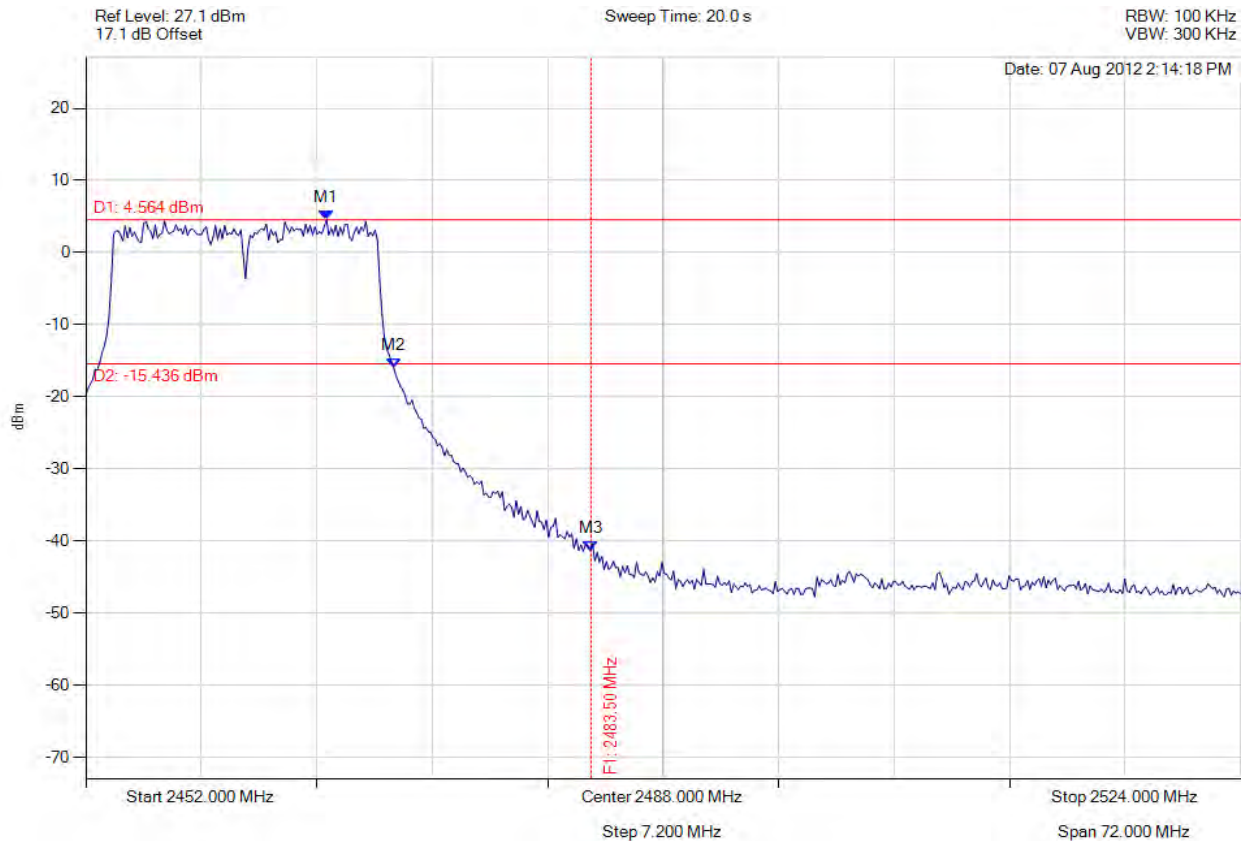


Title: AP0127450, AP0127460
To: FCC 47 CFR Part 15.247 & IC RSS-210
Serial #: RDWN14-U6 Rev A
Issue Date: 14th December 2012
Page: 415 of 457



bandedge

Variant: 802.11g, Channel: 2462.00 MHz, Chain A, Temp: Ambient, Voltage: 48.00 Vdc



Analyser Setup	Marker : Frequency : Amplitude	Test Results
Detector = MAX PEAK Sweep Count = 0 RF Atten (dB) = 20 Trace Mode = VIEW	M1 : 2467.006 MHz : 4.564 dBm M2 : 2471.190 MHz : -15.885 dBm M3 : 2483.500 MHz : -41.289 dBm	Limit: -15.44 dBm Margin: -25.85 dB

[Back to the Matrix](#)

This test report may be reproduced in full only. The document may only be updated by MiCOM Labs personnel. Any changes will be noted in the Document History section of the report.

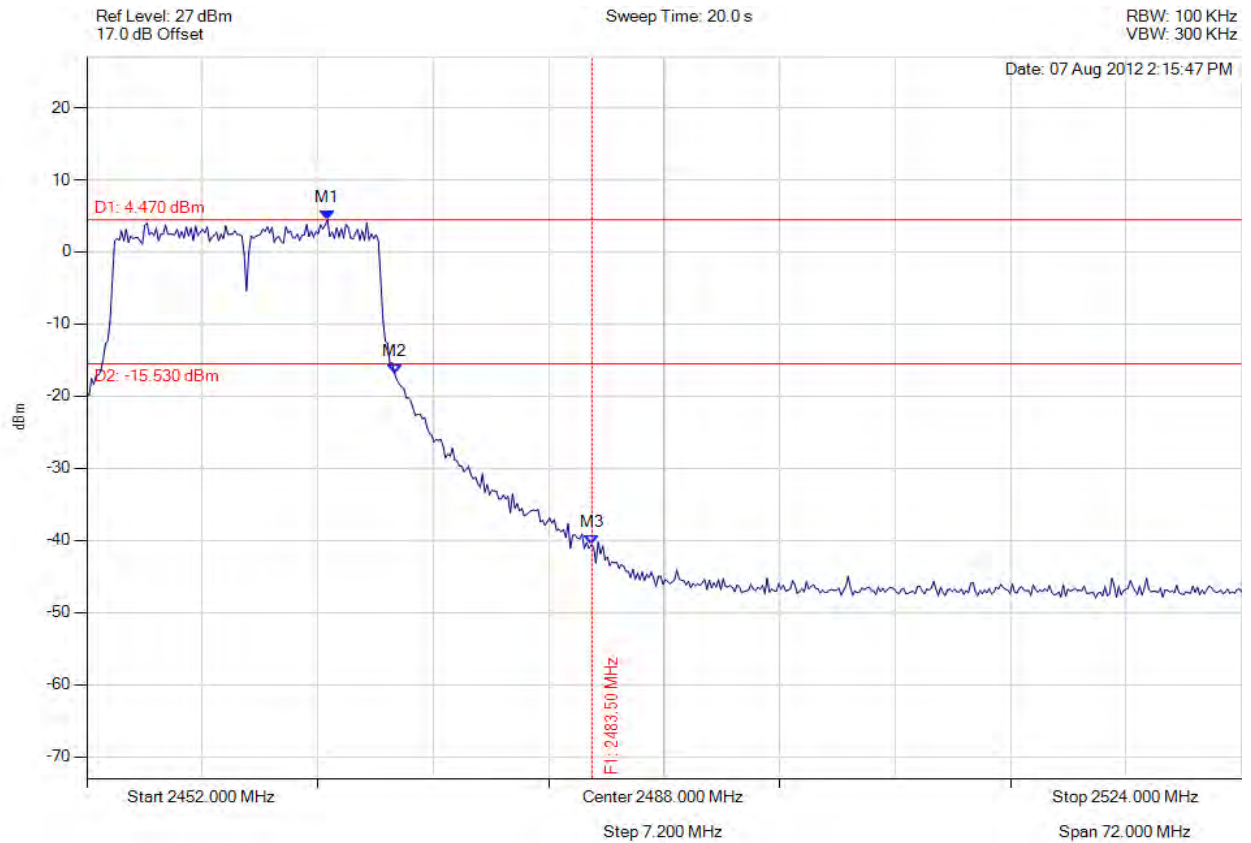


Title: AP0127450, AP0127460
To: FCC 47 CFR Part 15.247 & IC RSS-210
Serial #: RDWN14-U6 Rev A
Issue Date: 14th December 2012
Page: 416 of 457



bandedge

Variant: 802.11g, Channel: 2462.00 MHz, Chain B, Temp: Ambient, Voltage: 48.00 Vdc



Analyser Setup	Marker : Frequency : Amplitude	Test Results
Detector = MAX PEAK Sweep Count = 0 RF Atten (dB) = 20 Trace Mode = VIEW	M1 : 2467.006 MHz : 4.470 dBm M2 : 2471.190 MHz : -16.850 dBm M3 : 2483.500 MHz : -40.620 dBm	Limit: -15.53 dBm Margin: -25.09 dB

[Back to the Matrix](#)

This test report may be reproduced in full only. The document may only be updated by MiCOM Labs personnel. Any changes will be noted in the Document History section of the report.

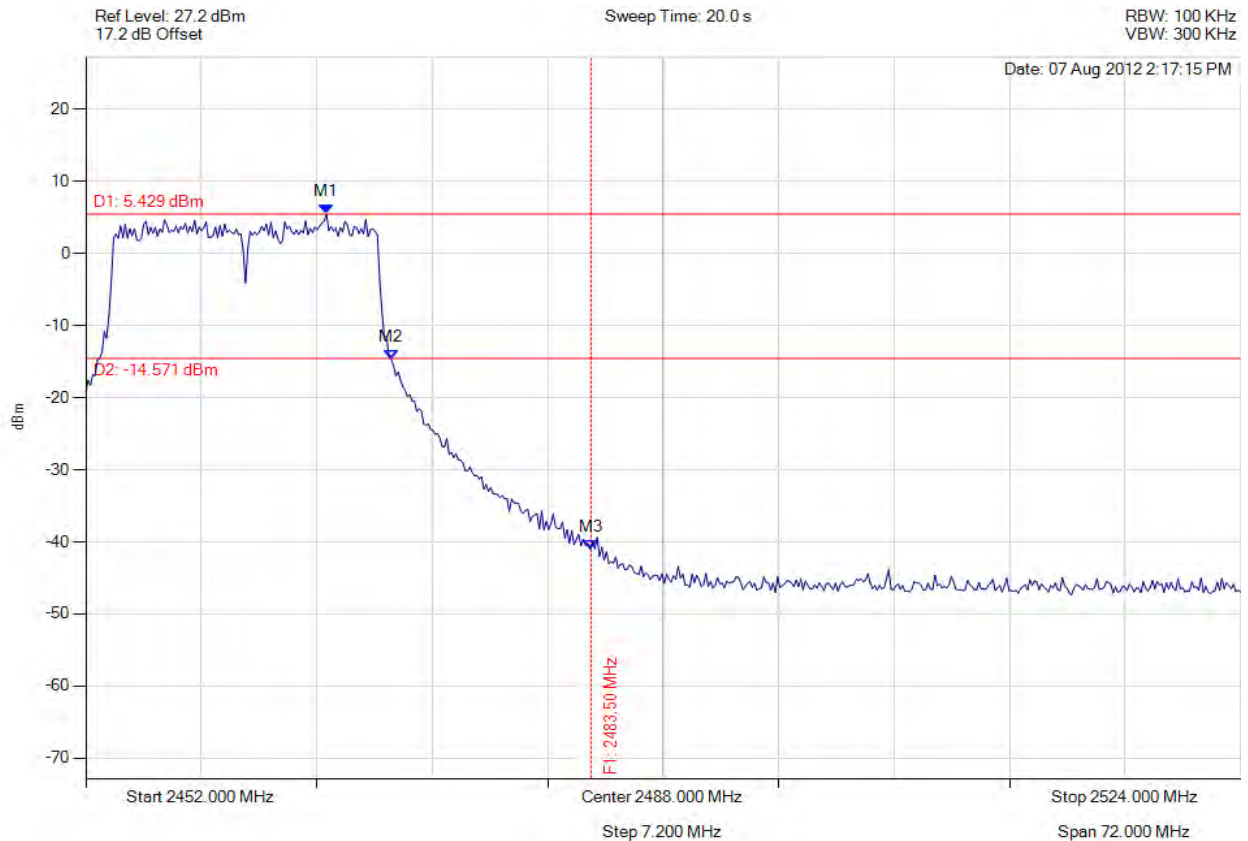


Title: AP0127450, AP0127460
To: FCC 47 CFR Part 15.247 & IC RSS-210
Serial #: RDWN14-U6 Rev A
Issue Date: 14th December 2012
Page: 417 of 457



bandedge

Variant: 802.11g, Channel: 2462.00 MHz, Chain C, Temp: Ambient, Voltage: 48.00 Vdc



Analyser Setup	Marker : Frequency : Amplitude	Test Results
Detector = MAX PEAK Sweep Count = 0 RF Atten (dB) = 20 Trace Mode = VIEW	M1 : 2467.006 MHz : 5.429 dBm M2 : 2471.046 MHz : -14.691 dBm M3 : 2483.500 MHz : -41.022 dBm	Limit: -14.57 dBm Margin: -26.45 dB

[Back to the Matrix](#)

This test report may be reproduced in full only. The document may only be updated by MiCOM Labs personnel. Any changes will be noted in the Document History section of the report.

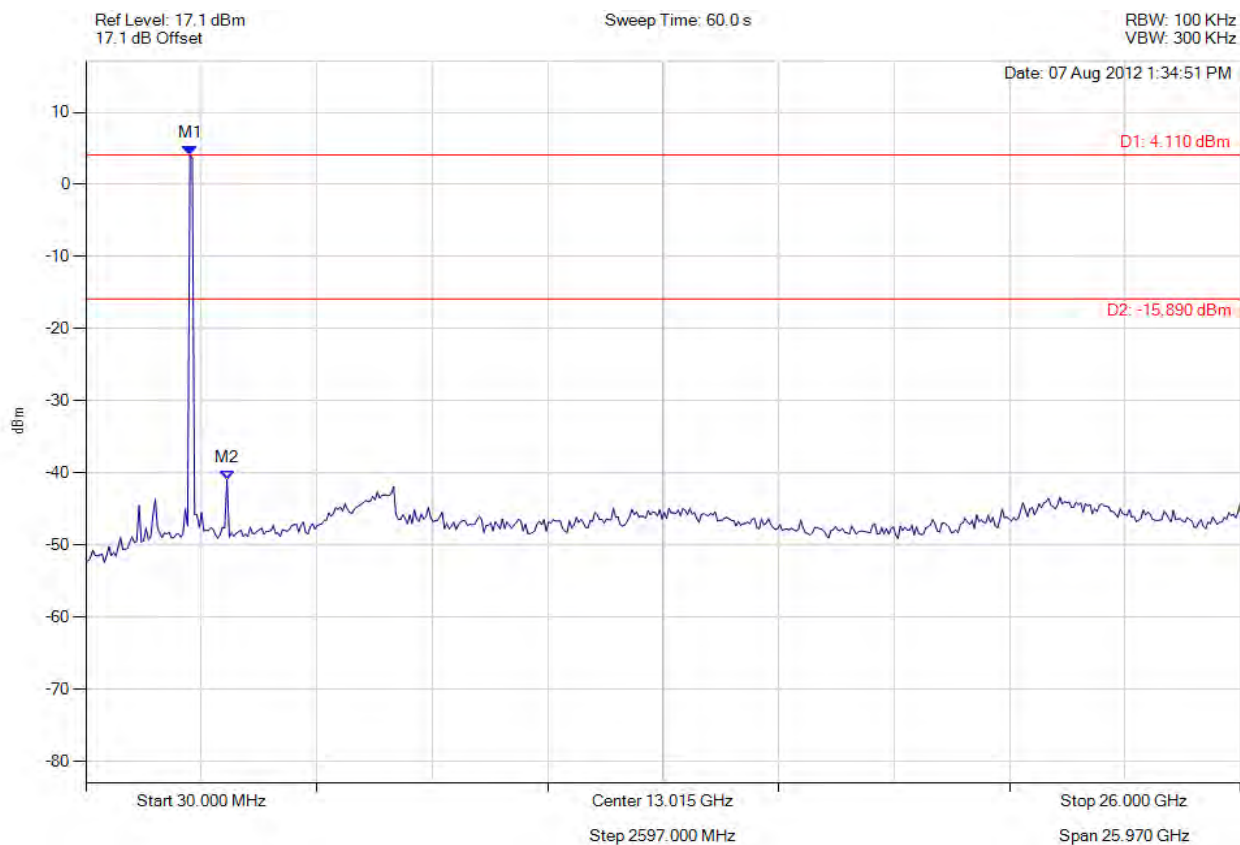


Title: AP0127450, AP0127460
To: FCC 47 CFR Part 15.247 & IC RSS-210
Serial #: RDWN14-U6 Rev A
Issue Date: 14th December 2012
Page: 418 of 457



con tx spr emissions

Variant: 802.11g, Channel: 2412.00 MHz, Chain A, Temp: Ambient, Voltage: 48.00 Vdc



Analyser Setup	Marker : Frequency : Amplitude	Test Results
Detector = MAX PEAK Sweep Count = 0 RF Atten (dB) = 20 Trace Mode = VIEW	M1 : 2371.984 MHz : 4.110 dBm M2 : 3204.689 MHz : -40.907 dBm	Limit: -15.89 dBm Margin: -25.02 dB

[Back to the Matrix](#)

This test report may be reproduced in full only. The document may only be updated by MiCOM Labs personnel. Any changes will be noted in the Document History section of the report.

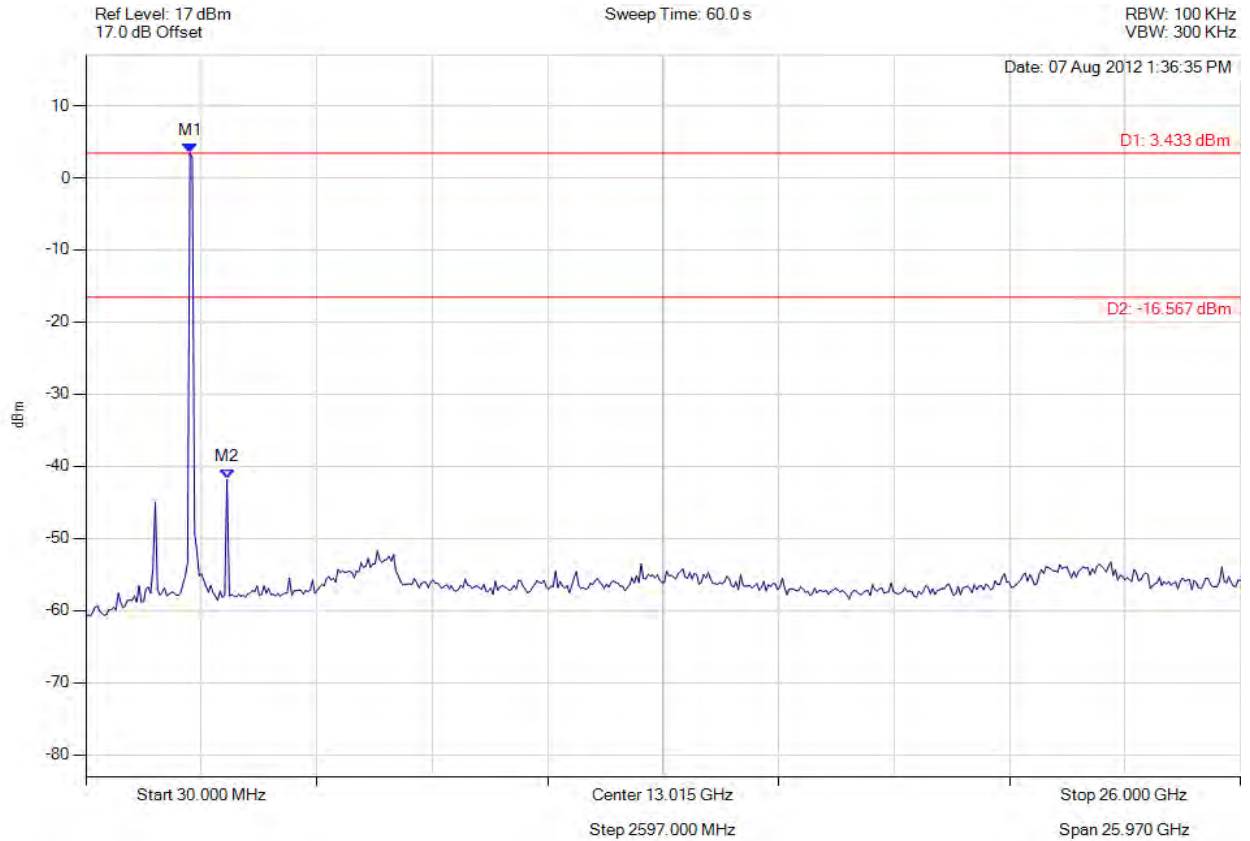


Title: AP0127450, AP0127460
To: FCC 47 CFR Part 15.247 & IC RSS-210
Serial #: RDWN14-U6 Rev A
Issue Date: 14th December 2012
Page: 419 of 457



con tx spr emissions

Variant: 802.11g, Channel: 2412.00 MHz, Chain B, Temp: Ambient, Voltage: 48.00 Vdc



Analyser Setup	Marker : Frequency : Amplitude	Test Results
Detector = MAX PEAK Sweep Count = 0 RF Atten (dB) = 10 Trace Mode = VIEW	M1 : 2371.984 MHz : 3.433 dBm M2 : 3204.689 MHz : -41.792 dBm	Limit: -16.57 dBm Margin: -25.22 dB

[Back to the Matrix](#)

This test report may be reproduced in full only. The document may only be updated by MiCOM Labs personnel. Any changes will be noted in the Document History section of the report.

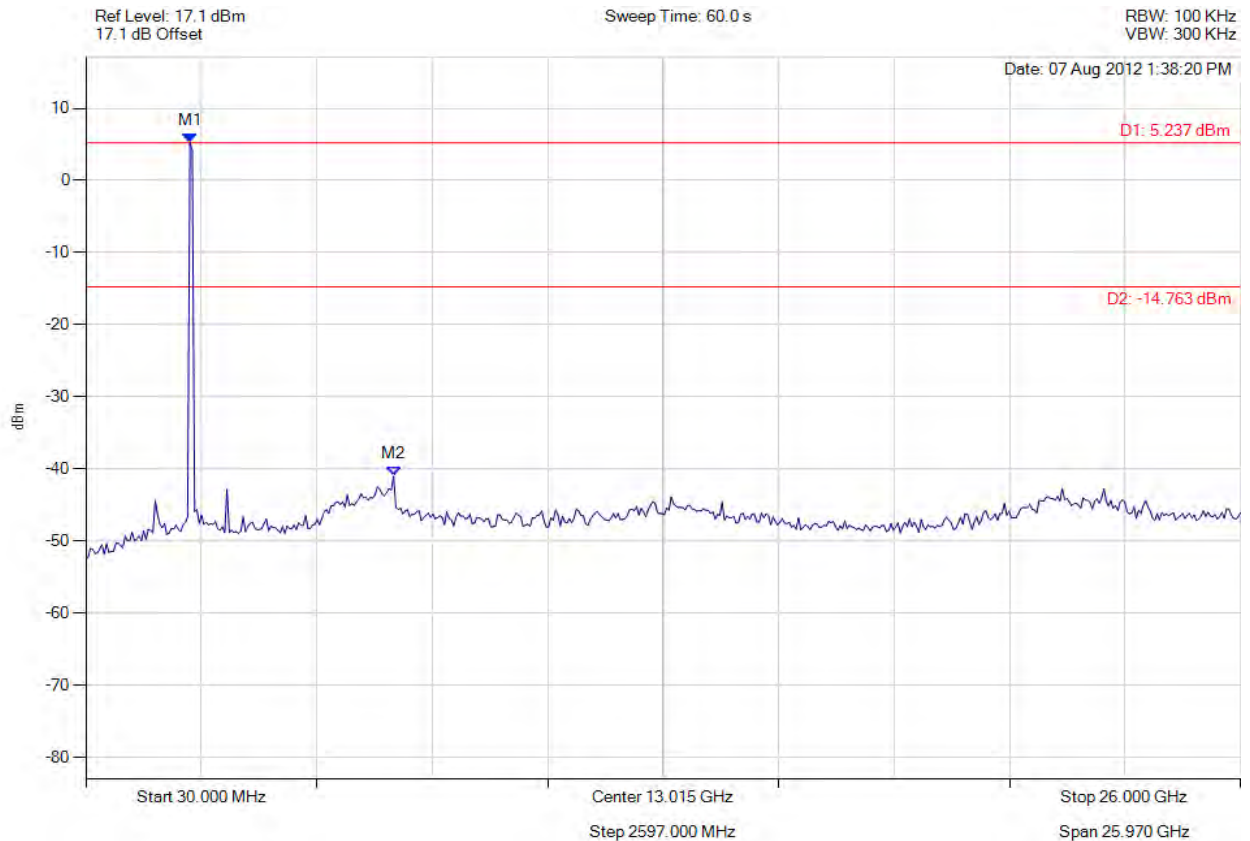


Title: AP0127450, AP0127460
To: FCC 47 CFR Part 15.247 & IC RSS-210
Serial #: RDWN14-U6 Rev A
Issue Date: 14th December 2012
Page: 420 of 457



con tx spr emissions

Variant: 802.11g, Channel: 2412.00 MHz, Chain C, Temp: Ambient, Voltage: 48.00 Vdc



Analyser Setup	Marker : Frequency : Amplitude	Test Results
Detector = MAX PEAK Sweep Count = 0 RF Atten (dB) = 20 Trace Mode = VIEW	M1 : 2371.984 MHz : 5.237 dBm M2 : 6951.864 MHz : -41.012 dBm	Limit: -14.76 dBm Margin: -26.25 dB

[Back to the Matrix](#)

This test report may be reproduced in full only. The document may only be updated by MiCOM Labs personnel. Any changes will be noted in the Document History section of the report.

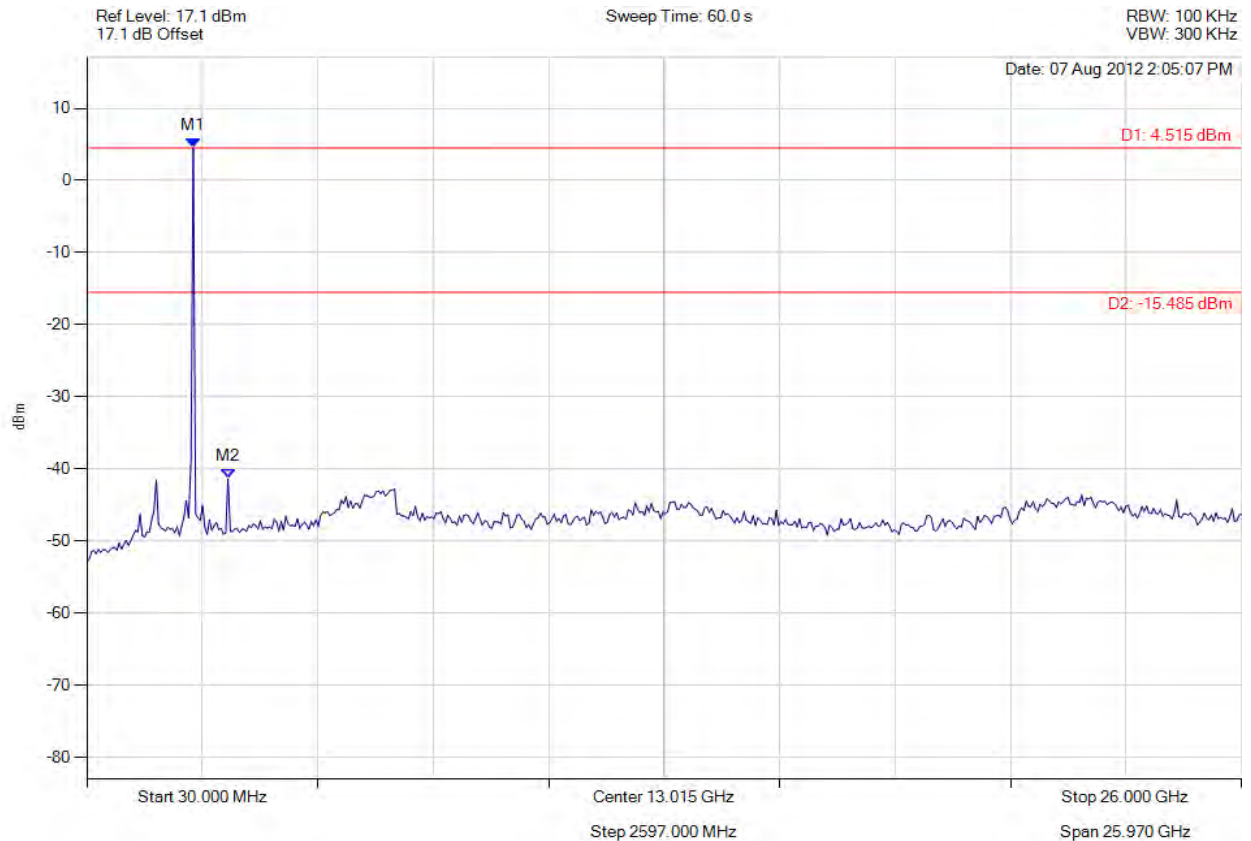


Title: AP0127450, AP0127460
To: FCC 47 CFR Part 15.247 & IC RSS-210
Serial #: RDWN14-U6 Rev A
Issue Date: 14th December 2012
Page: 421 of 457



con tx spr emissions

Variant: 802.11g, Channel: 2437.00 MHz, Chain A, Temp: Ambient, Voltage: 48.00 Vdc



Analyser Setup	Marker : Frequency : Amplitude	Test Results
Detector = MAX PEAK Sweep Count = 0 RF Atten (dB) = 20 Trace Mode = VIEW	M1 : 2424.028 MHz : 4.515 dBm M2 : 3204.689 MHz : -41.342 dBm	Limit: -15.49 dBm Margin: -25.85 dB

[Back to the Matrix](#)

This test report may be reproduced in full only. The document may only be updated by MiCOM Labs personnel. Any changes will be noted in the Document History section of the report.

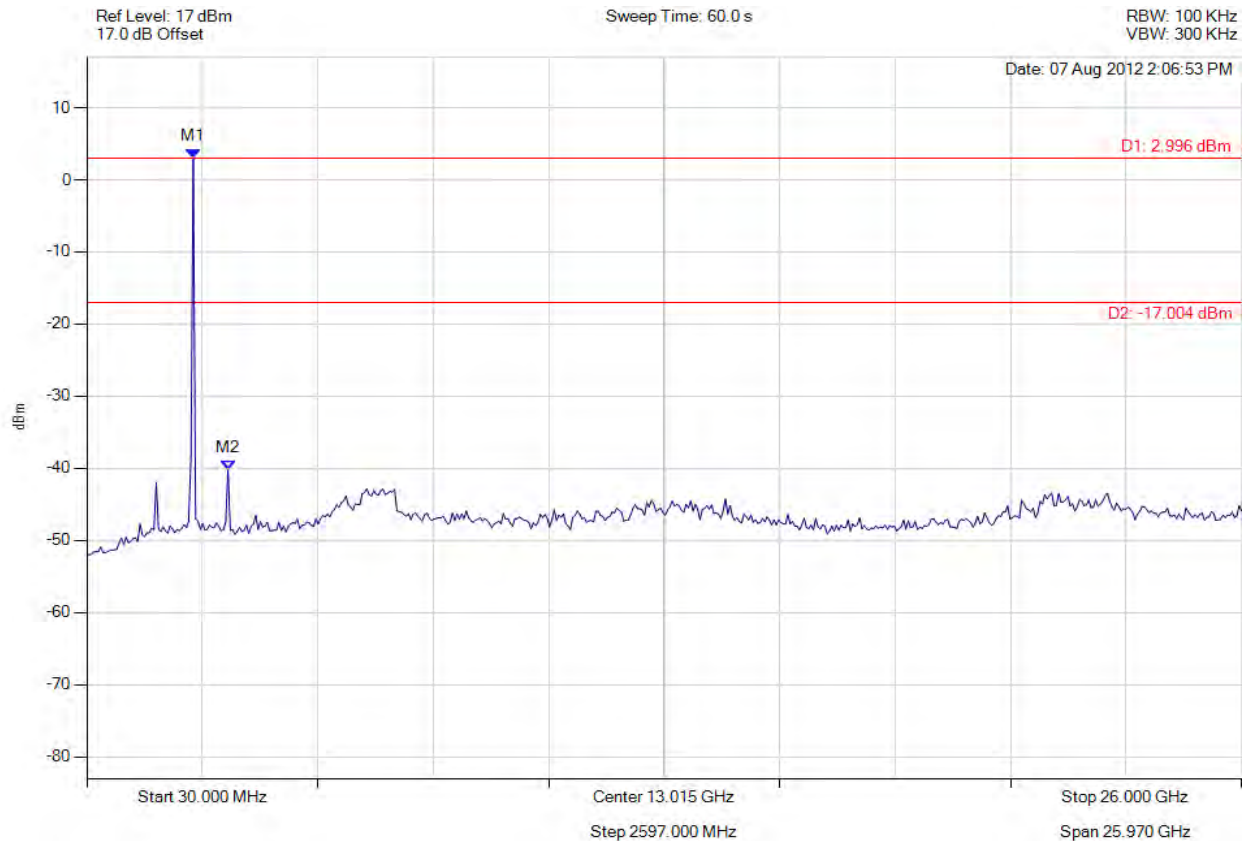


Title: AP0127450, AP0127460
To: FCC 47 CFR Part 15.247 & IC RSS-210
Serial #: RDWN14-U6 Rev A
Issue Date: 14th December 2012
Page: 422 of 457



con tx spr emissions

Variant: 802.11g, Channel: 2437.00 MHz, Chain B, Temp: Ambient, Voltage: 48.00 Vdc



Analyser Setup	Marker : Frequency : Amplitude	Test Results
Detector = MAX PEAK Sweep Count = 0 RF Atten (dB) = 20 Trace Mode = VIEW	M1 : 2424.028 MHz : 2.996 dBm M2 : 3204.689 MHz : -40.213 dBm	Limit: -17.00 dBm Margin: -23.21 dB

[Back to the Matrix](#)

This test report may be reproduced in full only. The document may only be updated by MiCOM Labs personnel. Any changes will be noted in the Document History section of the report.

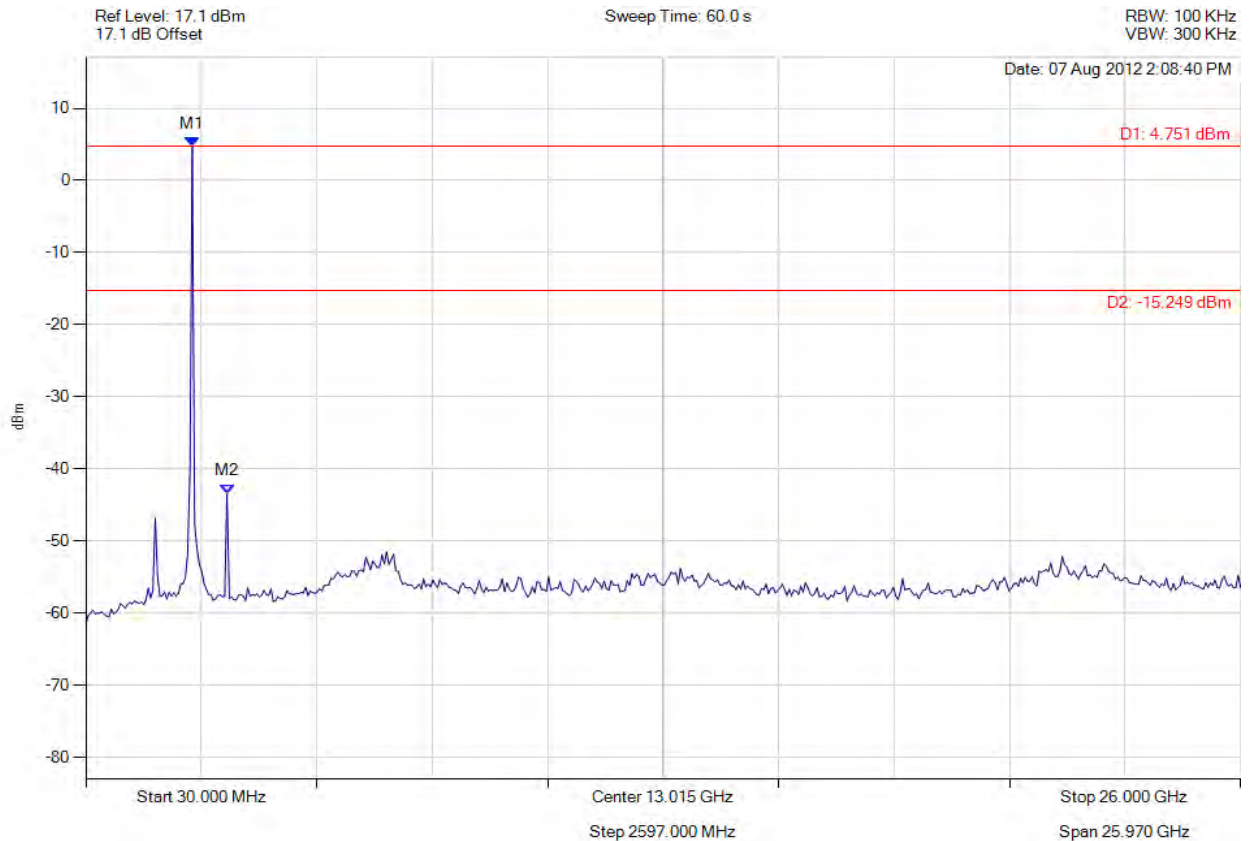


Title: AP0127450, AP0127460
To: FCC 47 CFR Part 15.247 & IC RSS-210
Serial #: RDWN14-U6 Rev A
Issue Date: 14th December 2012
Page: 423 of 457



con tx spr emissions

Variant: 802.11g, Channel: 2437.00 MHz, Chain C, Temp: Ambient, Voltage: 48.00 Vdc



Analyser Setup	Marker : Frequency : Amplitude	Test Results
Detector = MAX PEAK Sweep Count = 0 RF Atten (dB) = 10 Trace Mode = VIEW	M1 : 2424.028 MHz : 4.751 dBm M2 : 3204.689 MHz : -43.371 dBm	Limit: -15.25 dBm Margin: -28.12 dB

[Back to the Matrix](#)

This test report may be reproduced in full only. The document may only be updated by MiCOM Labs personnel. Any changes will be noted in the Document History section of the report.

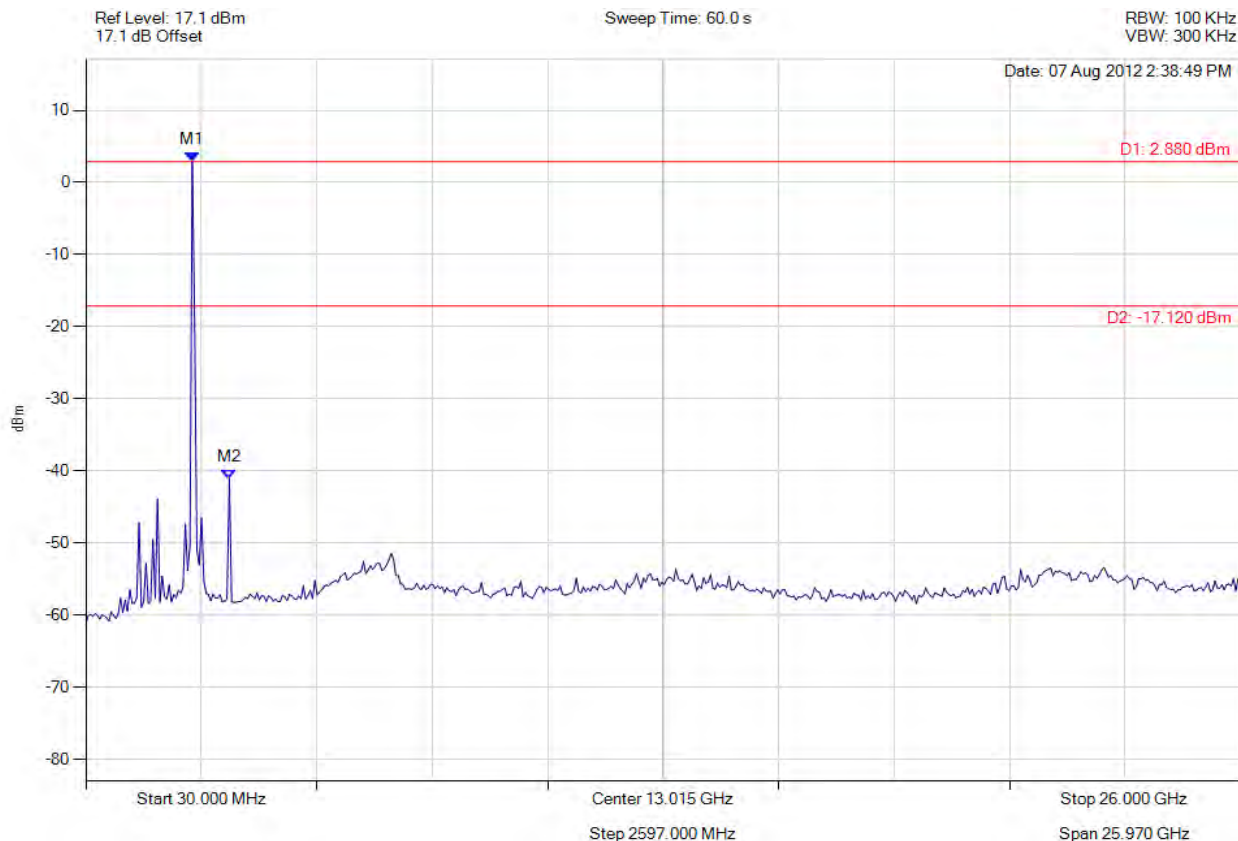


Title: AP0127450, AP0127460
To: FCC 47 CFR Part 15.247 & IC RSS-210
Serial #: RDWN14-U6 Rev A
Issue Date: 14th December 2012
Page: 424 of 457



con tx spr emissions

Variant: 802.11g, Channel: 2462.00 MHz, Chain A, Temp: Ambient, Voltage: 48.00 Vdc



Analyser Setup	Marker : Frequency : Amplitude	Test Results
Detector = MAX PEAK Sweep Count = 0 RF Atten (dB) = 10 Trace Mode = VIEW	M1 : 2424.028 MHz : 2.880 dBm M2 : 3256.733 MHz : -41.073 dBm	Limit: -17.12 dBm Margin: -23.95 dB

[Back to the Matrix](#)

This test report may be reproduced in full only. The document may only be updated by MiCOM Labs personnel. Any changes will be noted in the Document History section of the report.

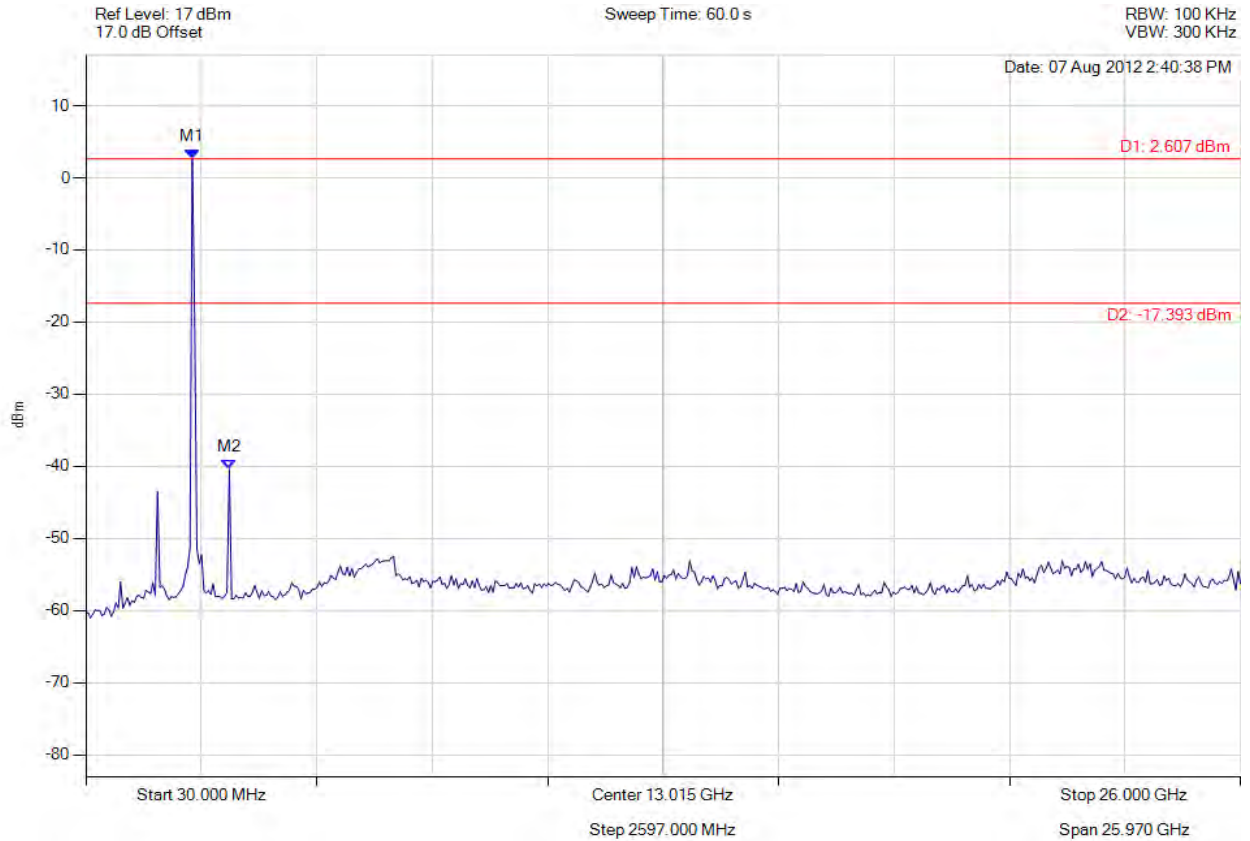


Title: AP0127450, AP0127460
To: FCC 47 CFR Part 15.247 & IC RSS-210
Serial #: RDWN14-U6 Rev A
Issue Date: 14th December 2012
Page: 425 of 457



con tx spr emissions

Variant: 802.11g, Channel: 2462.00 MHz, Chain B, Temp: Ambient, Voltage: 48.00 Vdc



Analyser Setup	Marker : Frequency : Amplitude	Test Results
Detector = MAX PEAK Sweep Count = 0 RF Atten (dB) = 10 Trace Mode = VIEW	M1 : 2424.028 MHz : 2.607 dBm M2 : 3256.733 MHz : -40.449 dBm	Limit: -17.39 dBm Margin: -23.06 dB

[Back to the Matrix](#)

This test report may be reproduced in full only. The document may only be updated by MiCOM Labs personnel. Any changes will be noted in the Document History section of the report.

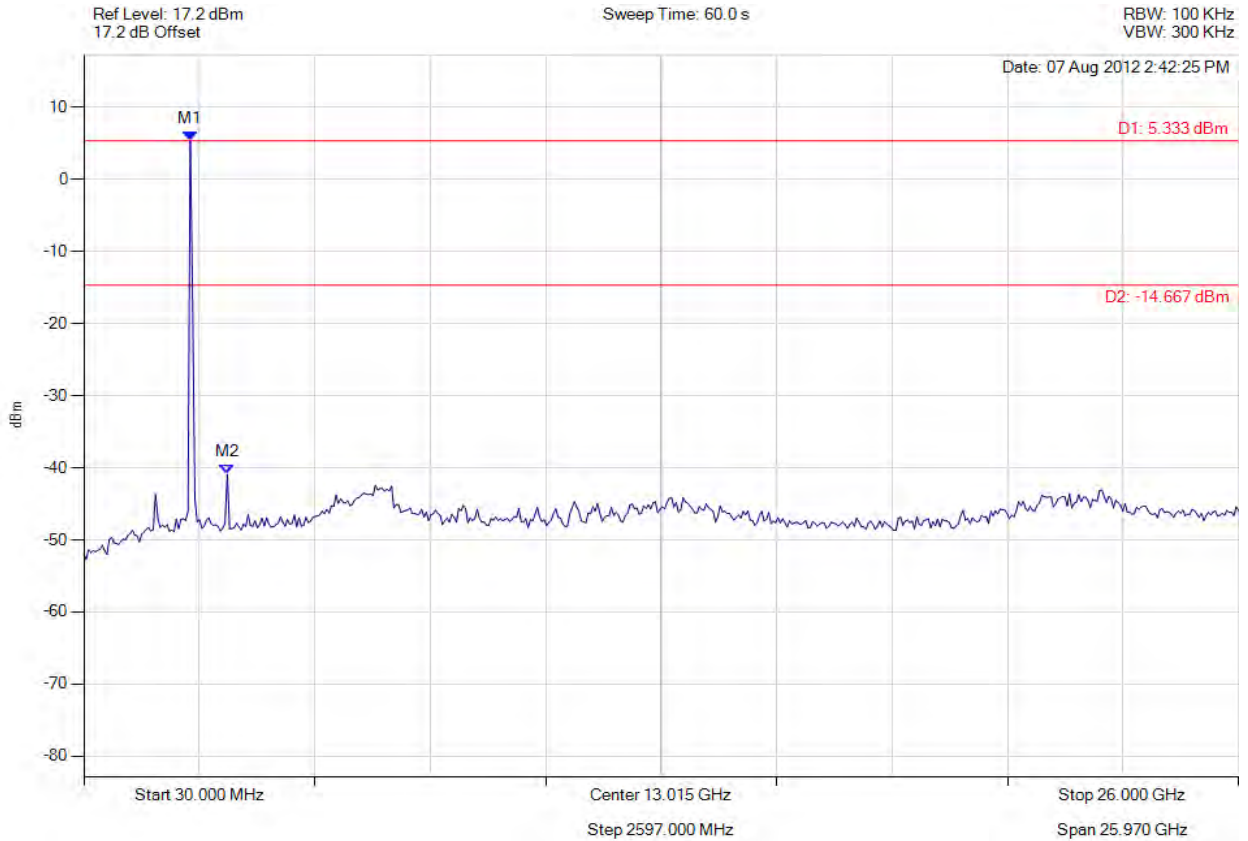


Title: AP0127450, AP0127460
To: FCC 47 CFR Part 15.247 & IC RSS-210
Serial #: RDWN14-U6 Rev A
Issue Date: 14th December 2012
Page: 426 of 457



con tx spr emissions

Variant: 802.11g, Channel: 2462.00 MHz, Chain C, Temp: Ambient, Voltage: 48.00 Vdc



Analyser Setup	Marker : Frequency : Amplitude	Test Results
Detector = MAX PEAK Sweep Count = 0 RF Atten (dB) = 20 Trace Mode = VIEW	M1 : 2424.028 MHz : 5.333 dBm M2 : 3256.733 MHz : -40.924 dBm	Limit: -14.67 dBm Margin: -26.25 dB

[Back to the Matrix](#)

This test report may be reproduced in full only. The document may only be updated by MiCOM Labs personnel. Any changes will be noted in the Document History section of the report.



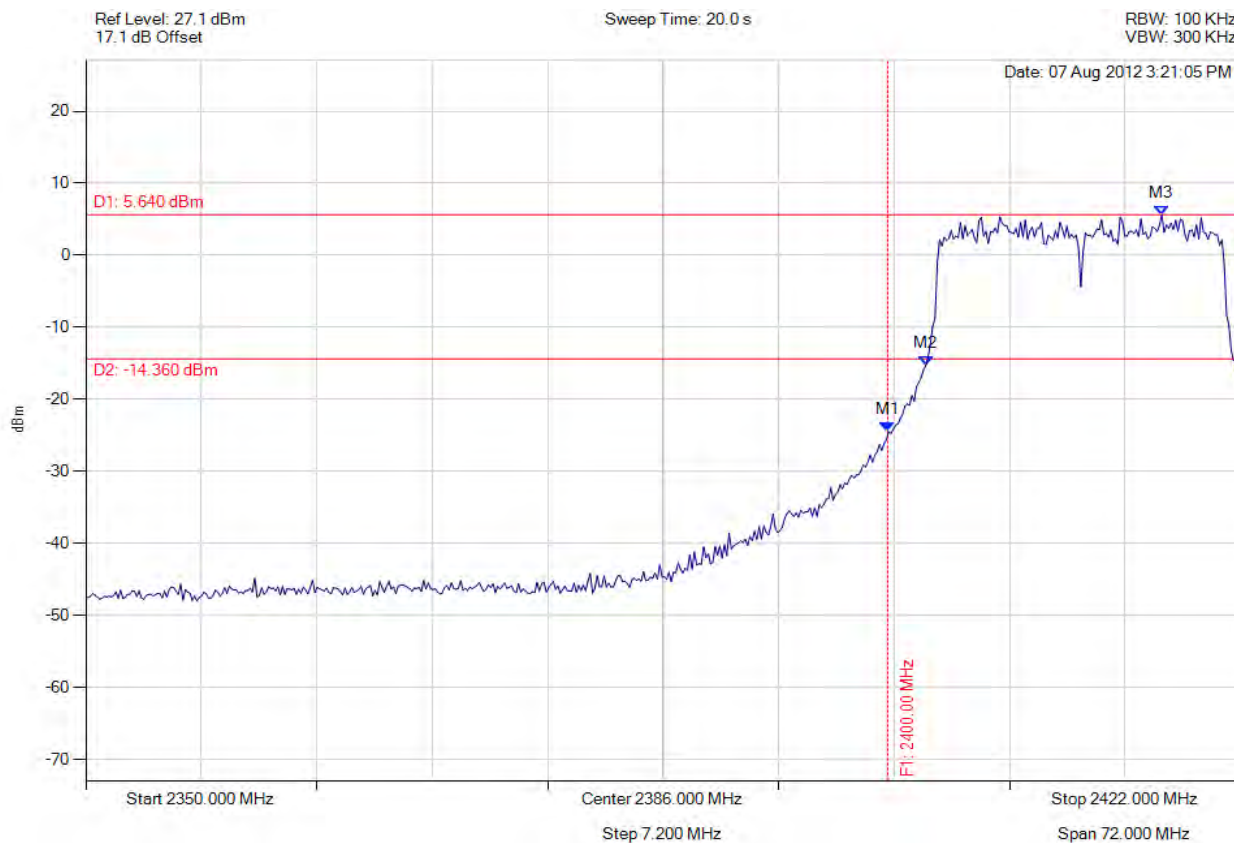
Title: AP0127450, AP0127460
To: FCC 47 CFR Part 15.247 & IC RSS-210
Serial #: RDWN14-U6 Rev A
Issue Date: 14th December 2012
Page: 427 of 457

3x3 802.11n HT-20



bandedge

Variant: 802.11n HT-20, Channel: 2412.00 MHz, Chain A, Temp: Ambient, Voltage: 48.00 Vdc



Analyser Setup	Marker : Frequency : Amplitude	Test Results
Detector = MAX PEAK Sweep Count = 0 RF Atten (dB) = 20 Trace Mode = VIEW	M1 : 2400.000 MHz : -24.510 dBm M2 : 2402.377 MHz : -15.304 dBm M3 : 2417.094 MHz : 5.640 dBm	Limit: -14.36 dBm Margin: -10.15 dB

[Back to the Matrix](#)

This test report may be reproduced in full only. The document may only be updated by MiCOM Labs personnel. Any changes will be noted in the Document History section of the report.

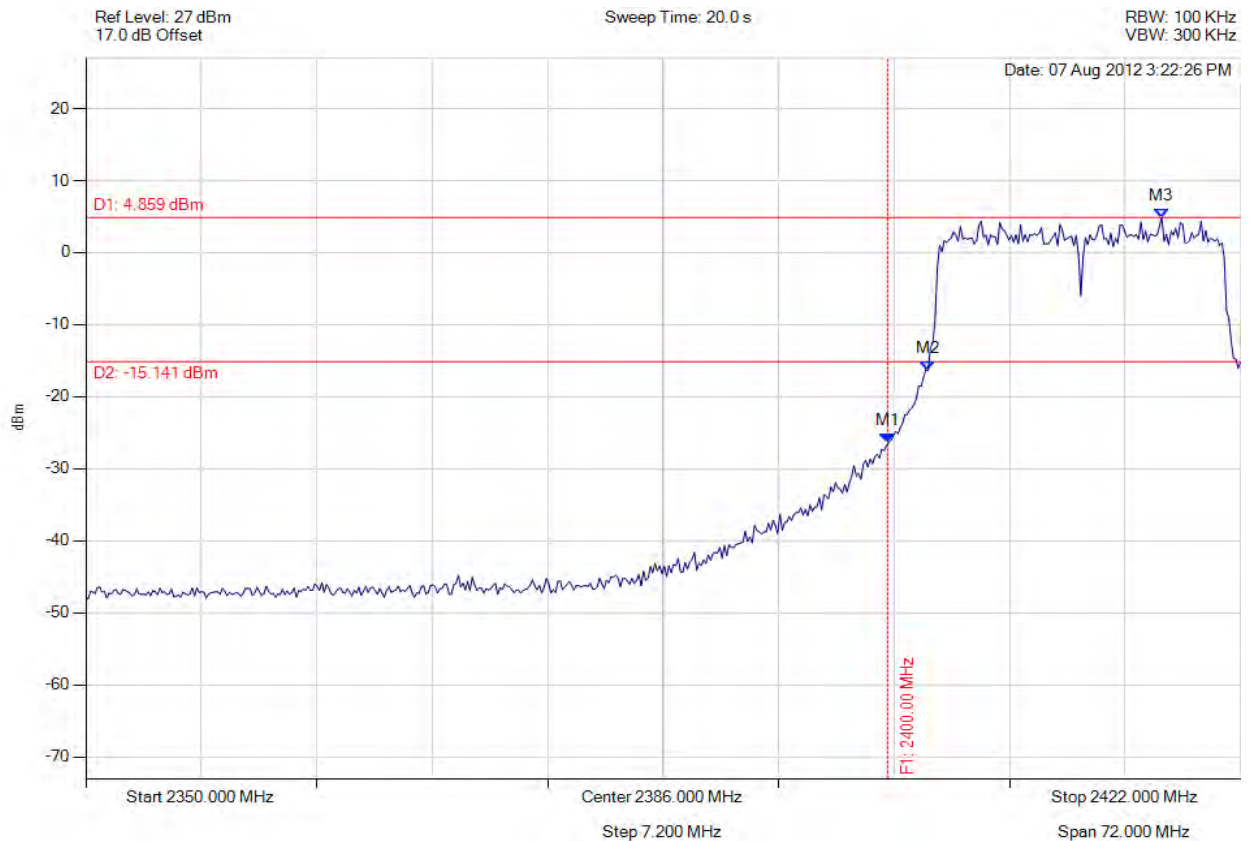


Title: AP0127450, AP0127460
To: FCC 47 CFR Part 15.247 & IC RSS-210
Serial #: RDWN14-U6 Rev A
Issue Date: 14th December 2012
Page: 428 of 457



bandedge

Variant: 802.11n HT-20, Channel: 2412.00 MHz, Chain B, Temp: Ambient, Voltage: 48.00 Vdc



Analyser Setup	Marker : Frequency : Amplitude	Test Results
Detector = MAX PEAK Sweep Count = 0 RF Atten (dB) = 20 Trace Mode = VIEW	M1 : 2400.000 MHz : -26.325 dBm M2 : 2402.521 MHz : -16.392 dBm M3 : 2417.094 MHz : 4.859 dBm	Limit: -15.14 dBm Margin: -11.18 dB

[Back to the Matrix](#)

This test report may be reproduced in full only. The document may only be updated by MiCOM Labs personnel. Any changes will be noted in the Document History section of the report.

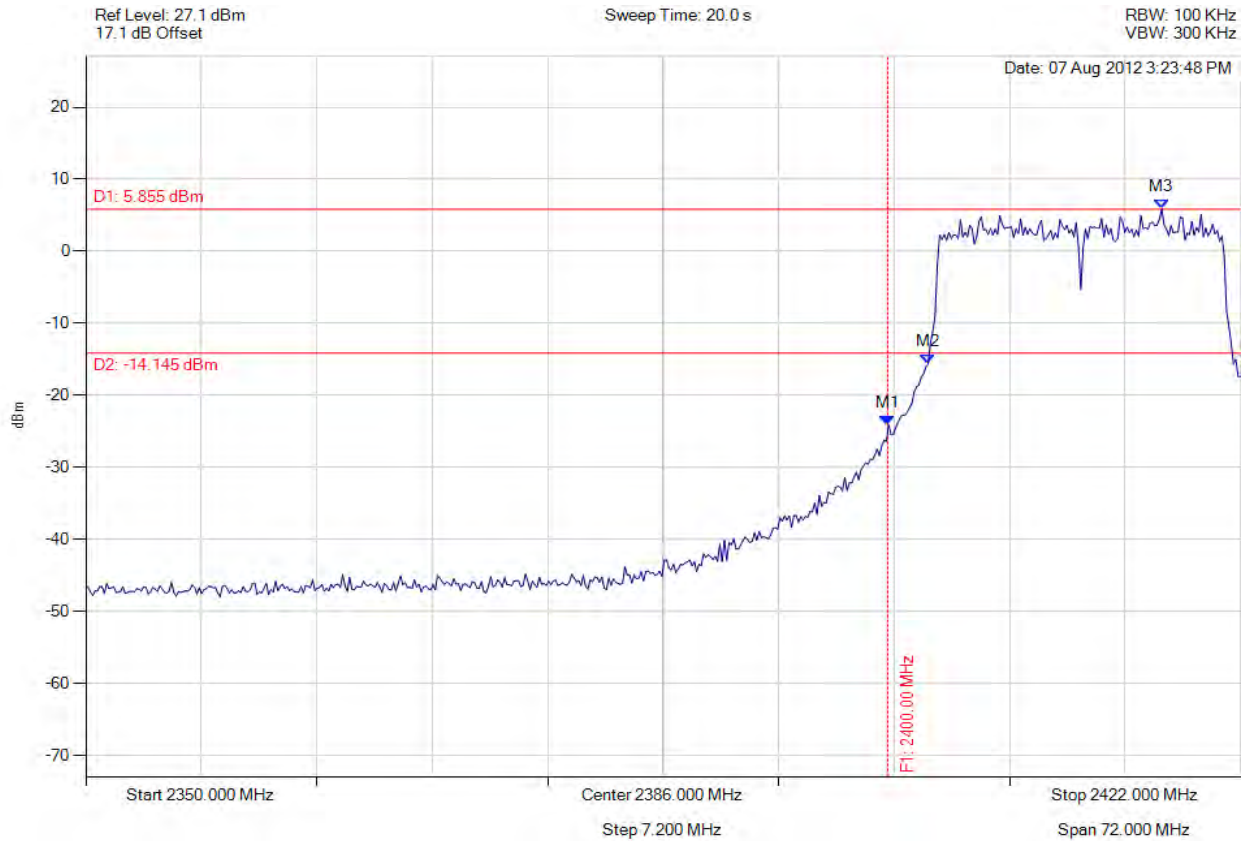


Title: AP0127450, AP0127460
To: FCC 47 CFR Part 15.247 & IC RSS-210
Serial #: RDWN14-U6 Rev A
Issue Date: 14th December 2012
Page: 429 of 457



bandedge

Variant: 802.11n HT-20, Channel: 2412.00 MHz, Chain C, Temp: Ambient, Voltage: 48.00 Vdc



Analyser Setup	Marker : Frequency : Amplitude	Test Results
Detector = MAX PEAK Sweep Count = 0 RF Atten (dB) = 20 Trace Mode = VIEW	M1 : 2400.000 MHz : -24.061 dBm M2 : 2402.521 MHz : -15.668 dBm M3 : 2417.094 MHz : 5.855 dBm	Limit: -14.15 dBm Margin: -9.91 dB

[Back to the Matrix](#)

This test report may be reproduced in full only. The document may only be updated by MiCOM Labs personnel. Any changes will be noted in the Document History section of the report.

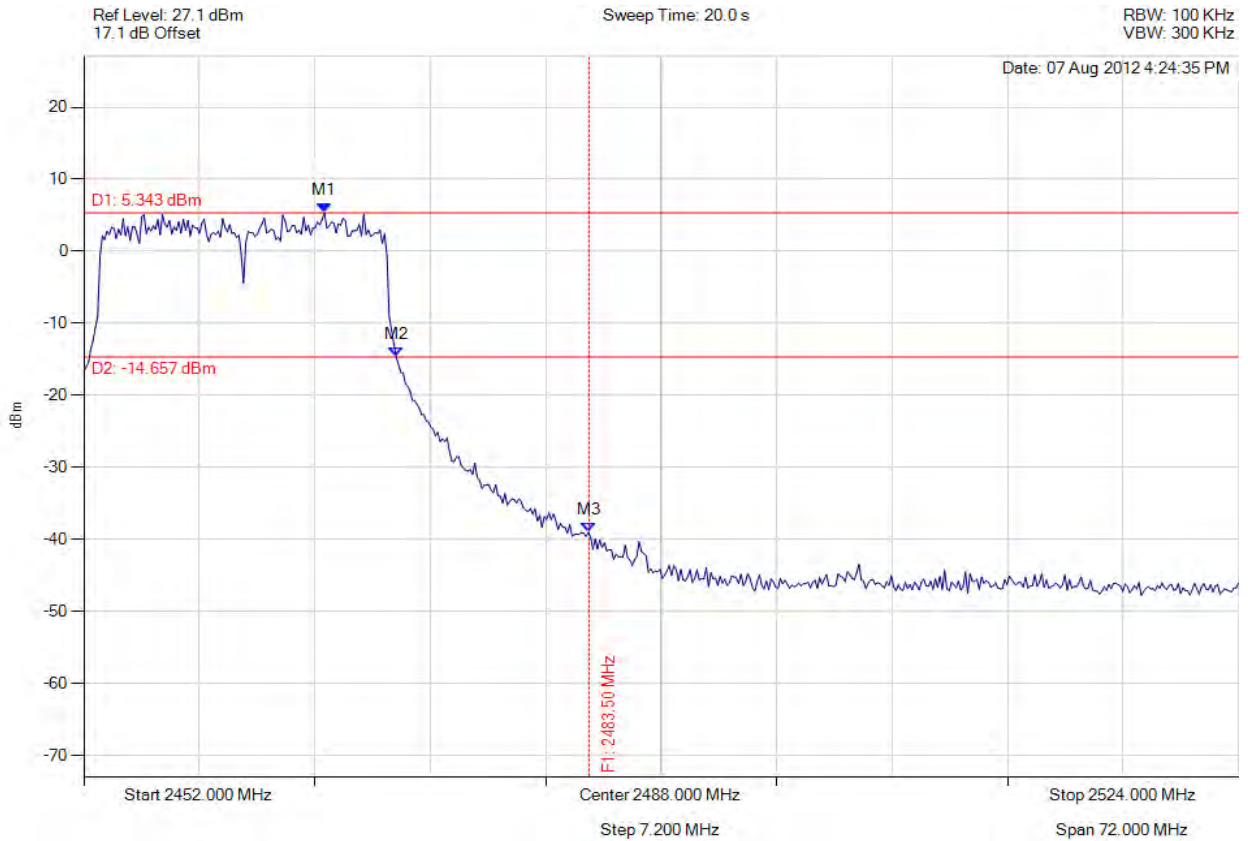


Title: AP0127450, AP0127460
To: FCC 47 CFR Part 15.247 & IC RSS-210
Serial #: RDWN14-U6 Rev A
Issue Date: 14th December 2012
Page: 430 of 457



bandedge

Variant: 802.11n HT-20, Channel: 2462.00 MHz, Chain A, Temp: Ambient, Voltage: 48.00 Vdc



Analyser Setup	Marker : Frequency : Amplitude	Test Results
Detector = MAX PEAK Sweep Count = 0 RF Atten (dB) = 20 Trace Mode = VIEW	M1 : 2467.006 MHz : 5.343 dBm M2 : 2471.479 MHz : -14.679 dBm M3 : 2483.500 MHz : -39.013 dBm	Limit: -14.66 dBm Margin: -24.35 dB

[Back to the Matrix](#)

This test report may be reproduced in full only. The document may only be updated by MiCOM Labs personnel. Any changes will be noted in the Document History section of the report.

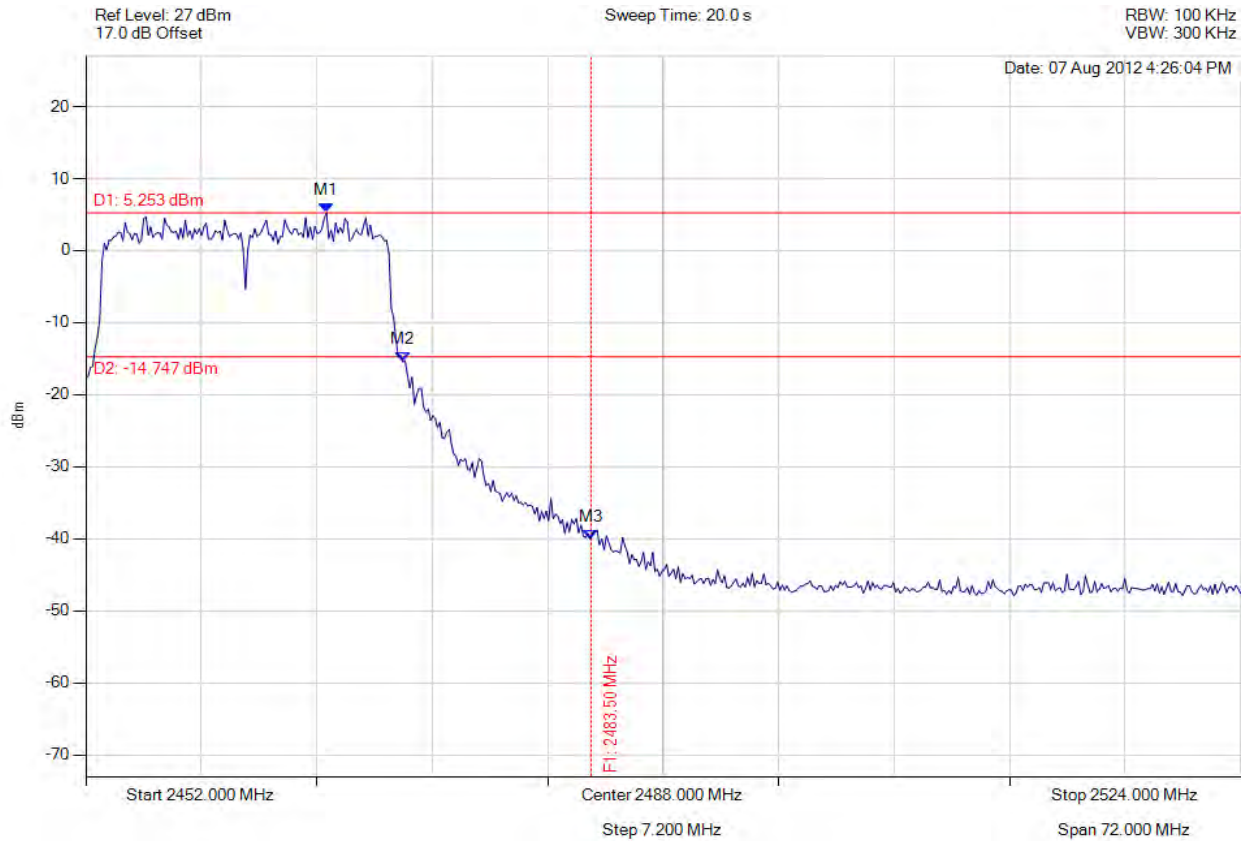


Title: AP0127450, AP0127460
To: FCC 47 CFR Part 15.247 & IC RSS-210
Serial #: RDWN14-U6 Rev A
Issue Date: 14th December 2012
Page: 431 of 457



bandedge

Variant: 802.11n HT-20, Channel: 2462.00 MHz, Chain B, Temp: Ambient, Voltage: 48.00 Vdc



Analyser Setup	Marker : Frequency : Amplitude	Test Results
Detector = MAX PEAK Sweep Count = 0 RF Atten (dB) = 20 Trace Mode = VIEW	M1 : 2467.006 MHz : 5.253 dBm M2 : 2471.768 MHz : -15.456 dBm M3 : 2483.500 MHz : -40.044 dBm	Limit: -14.75 dBm Margin: -25.29 dB

[Back to the Matrix](#)

This test report may be reproduced in full only. The document may only be updated by MiCOM Labs personnel. Any changes will be noted in the Document History section of the report.

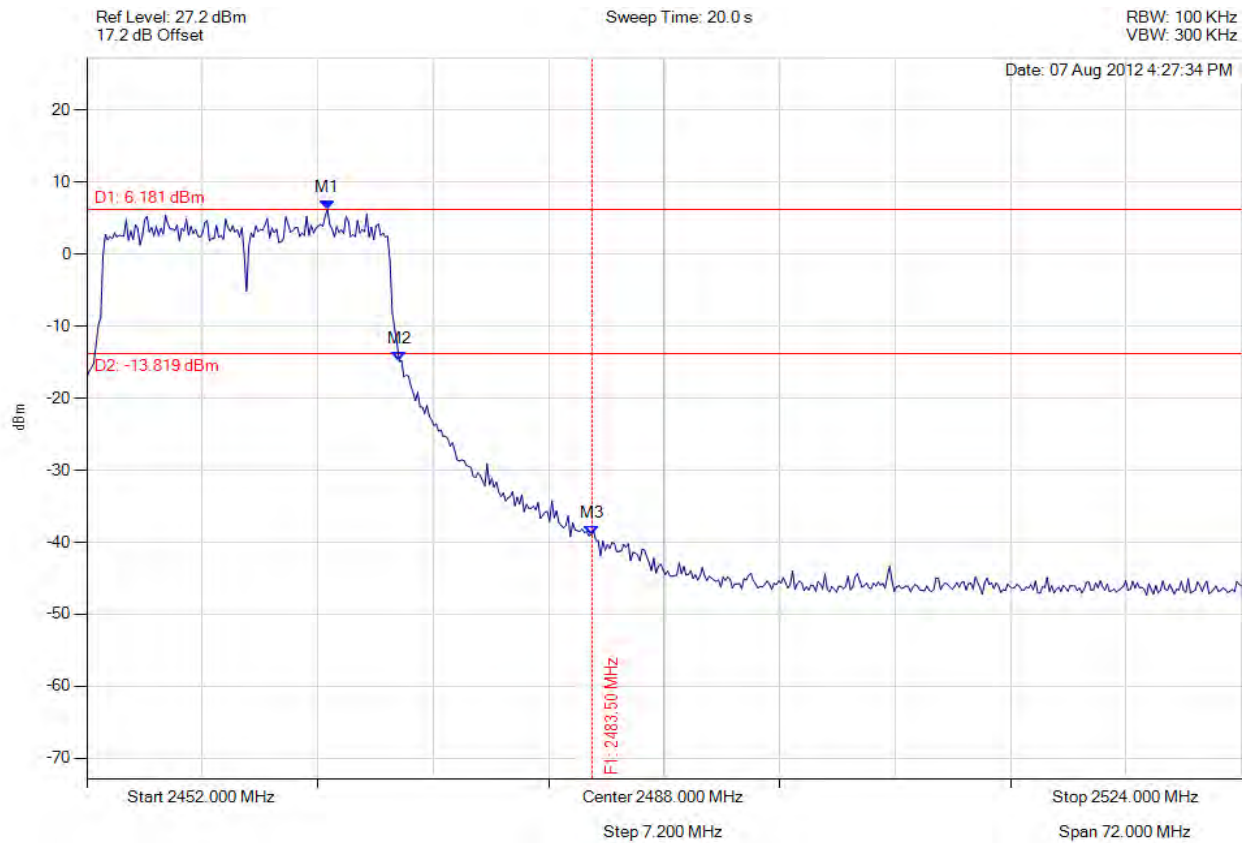


Title: AP0127450, AP0127460
To: FCC 47 CFR Part 15.247 & IC RSS-210
Serial #: RDWN14-U6 Rev A
Issue Date: 14th December 2012
Page: 432 of 457



bandedge

Variant: 802.11n HT-20, Channel: 2462.00 MHz, Chain C, Temp: Ambient, Voltage: 48.00 Vdc



Analyser Setup	Marker : Frequency : Amplitude	Test Results
Detector = MAX PEAK Sweep Count = 0 RF Atten (dB) = 20 Trace Mode = VIEW	M1 : 2467.006 MHz : 6.181 dBm M2 : 2471.479 MHz : -14.888 dBm M3 : 2483.500 MHz : -38.958 dBm	Limit: -13.82 dBm Margin: -25.14 dB

[Back to the Matrix](#)

This test report may be reproduced in full only. The document may only be updated by MiCOM Labs personnel. Any changes will be noted in the Document History section of the report.

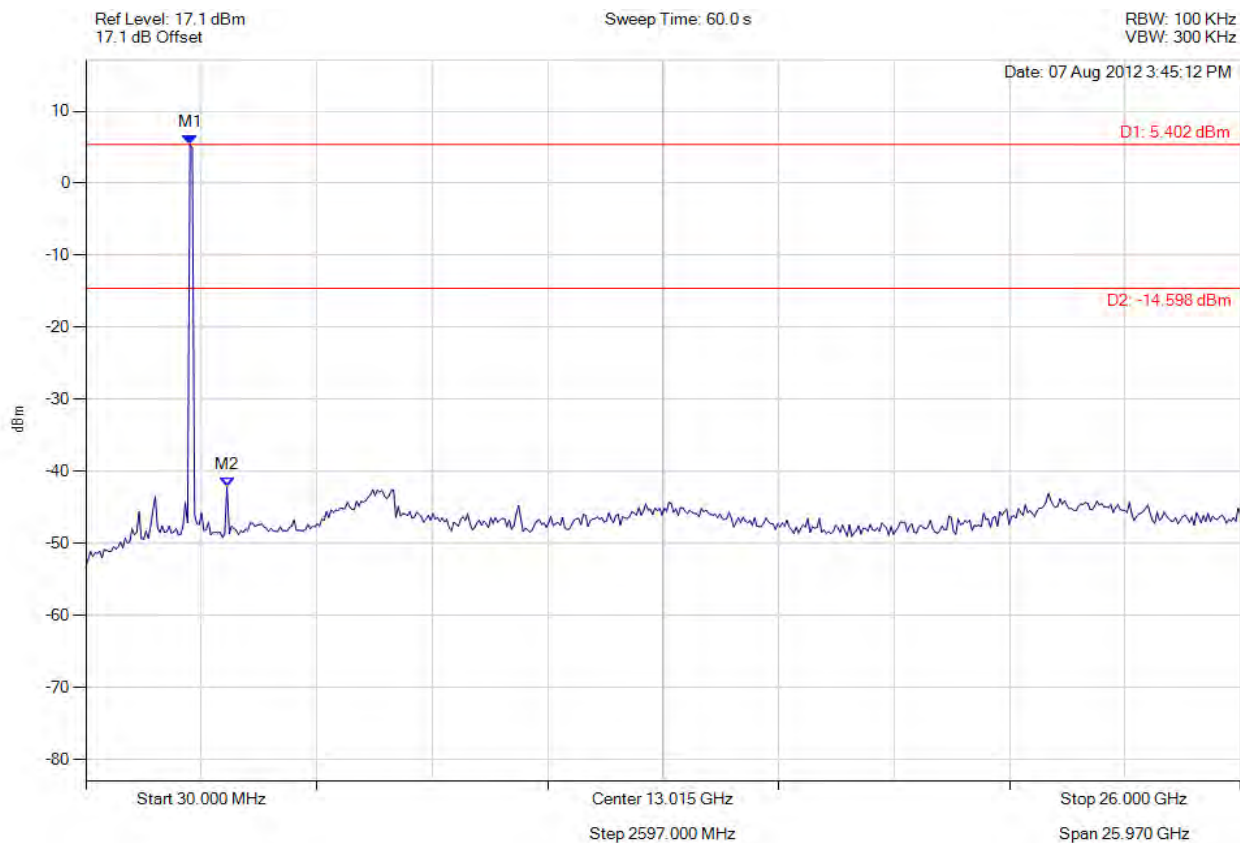


Title: AP0127450, AP0127460
To: FCC 47 CFR Part 15.247 & IC RSS-210
Serial #: RDWN14-U6 Rev A
Issue Date: 14th December 2012
Page: 433 of 457



con tx spr emissions

Variant: 802.11n HT-20, Channel: 2412.00 MHz, Chain A, Temp: Ambient, Voltage: 48.00 Vdc



Analyser Setup	Marker : Frequency : Amplitude	Test Results
Detector = MAX PEAK Sweep Count = 0 RF Atten (dB) = 20 Trace Mode = VIEW	M1 : 2371.984 MHz : 5.402 dBm M2 : 3204.689 MHz : -42.157 dBm	Limit: -14.60 dBm Margin: -27.56 dB

[Back to the Matrix](#)

This test report may be reproduced in full only. The document may only be updated by MiCOM Labs personnel. Any changes will be noted in the Document History section of the report.

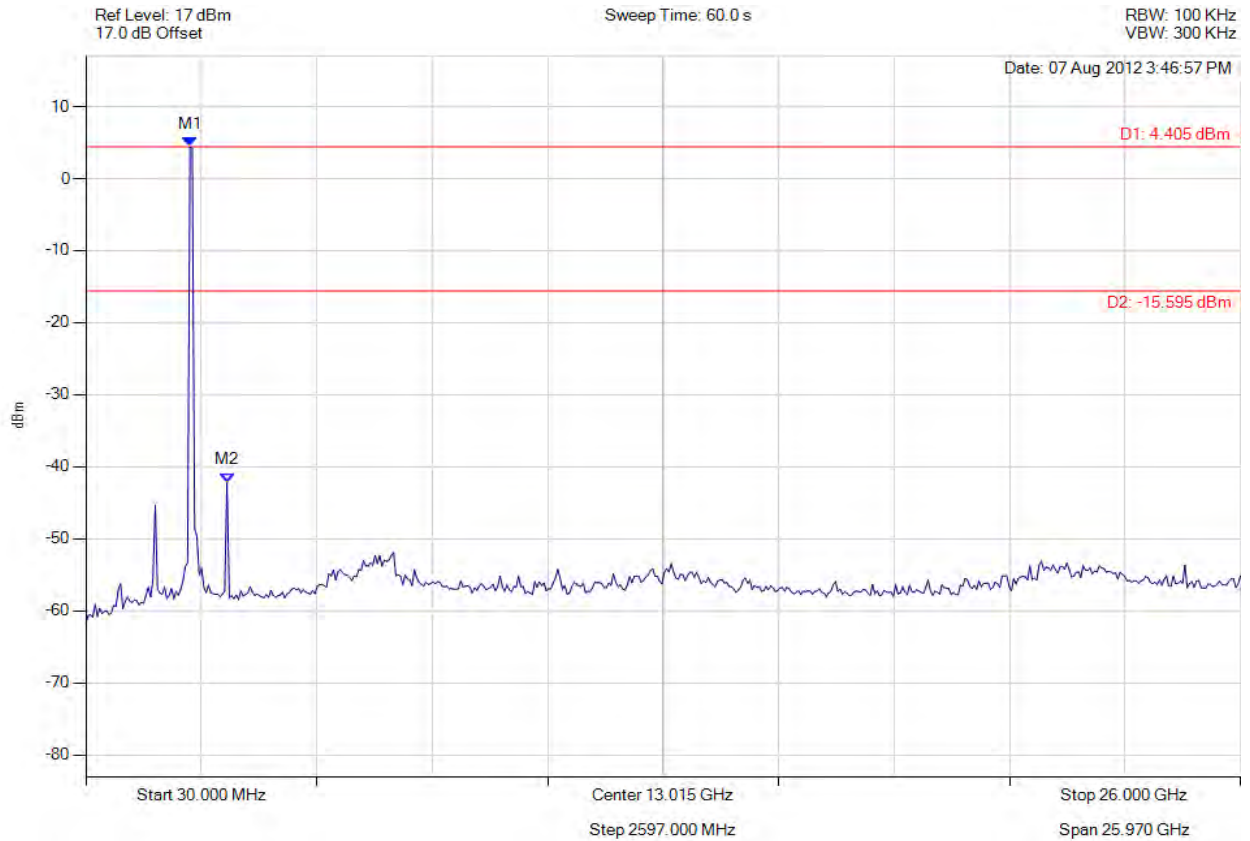


Title: AP0127450, AP0127460
To: FCC 47 CFR Part 15.247 & IC RSS-210
Serial #: RDWN14-U6 Rev A
Issue Date: 14th December 2012
Page: 434 of 457



con tx spr emissions

Variant: 802.11n HT-20, Channel: 2412.00 MHz, Chain B, Temp: Ambient, Voltage: 48.00 Vdc



Analyser Setup	Marker : Frequency : Amplitude	Test Results
Detector = MAX PEAK Sweep Count = 0 RF Atten (dB) = 10 Trace Mode = VIEW	M1 : 2371.984 MHz : 4.405 dBm M2 : 3204.689 MHz : -42.147 dBm	Limit: -15.60 dBm Margin: -26.55 dB

[Back to the Matrix](#)

This test report may be reproduced in full only. The document may only be updated by MiCOM Labs personnel. Any changes will be noted in the Document History section of the report.

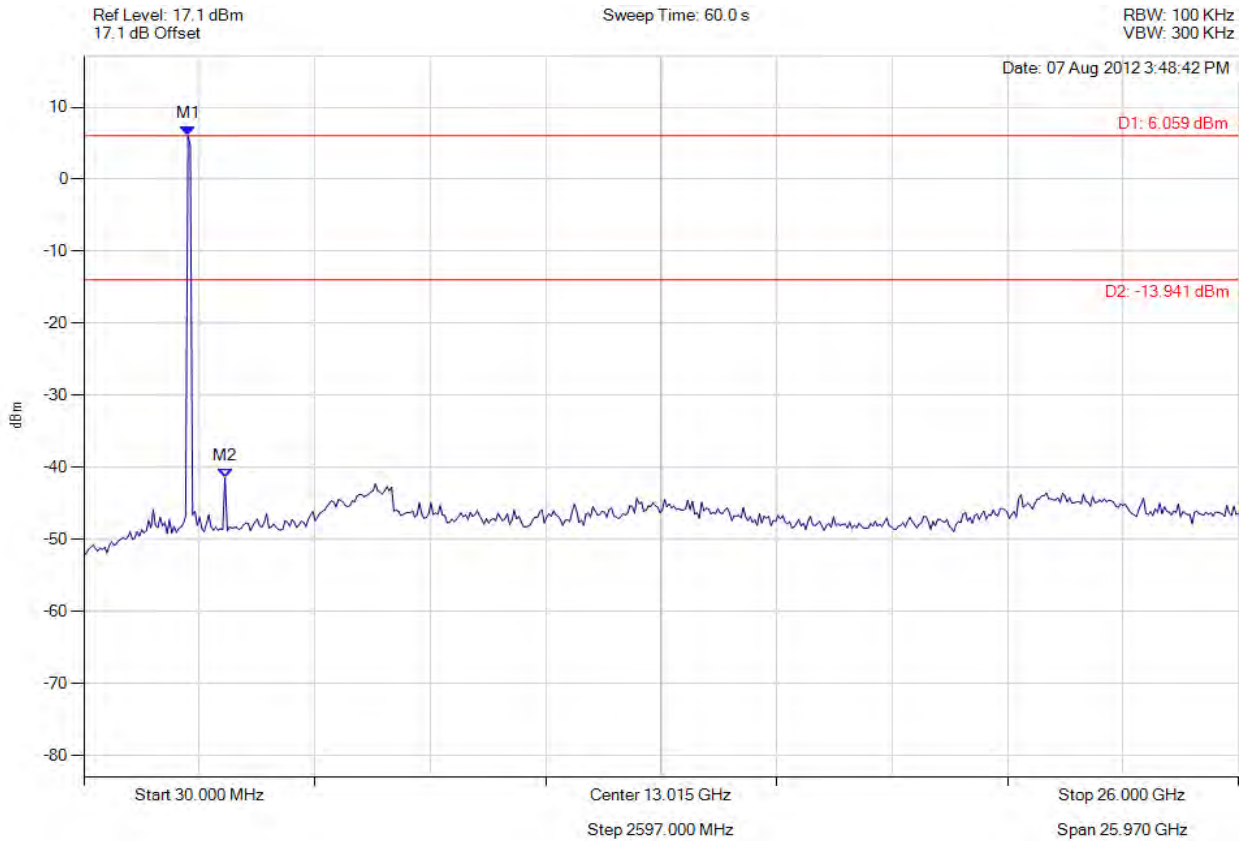


Title: AP0127450, AP0127460
To: FCC 47 CFR Part 15.247 & IC RSS-210
Serial #: RDWN14-U6 Rev A
Issue Date: 14th December 2012
Page: 435 of 457



con tx spr emissions

Variant: 802.11n HT-20, Channel: 2412.00 MHz, Chain C, Temp: Ambient, Voltage: 48.00 Vdc



Analyser Setup	Marker : Frequency : Amplitude	Test Results
Detector = MAX PEAK Sweep Count = 0 RF Atten (dB) = 20 Trace Mode = VIEW	M1 : 2371.984 MHz : 6.059 dBm M2 : 3204.689 MHz : -41.445 dBm	Limit: -13.94 dBm Margin: -27.51 dB

[Back to the Matrix](#)

This test report may be reproduced in full only. The document may only be updated by MiCOM Labs personnel. Any changes will be noted in the Document History section of the report.

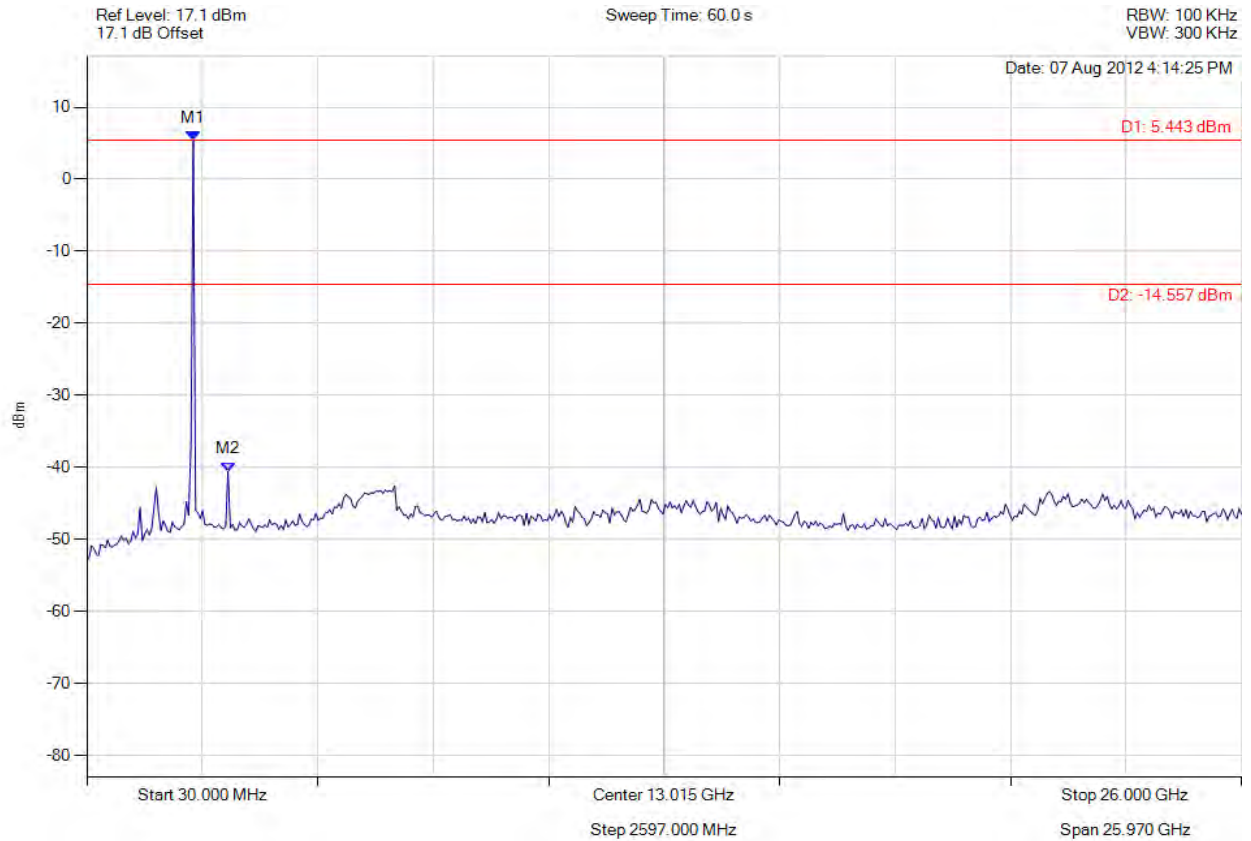


Title: AP0127450, AP0127460
To: FCC 47 CFR Part 15.247 & IC RSS-210
Serial #: RDWN14-U6 Rev A
Issue Date: 14th December 2012
Page: 436 of 457



con tx spr emissions

Variant: 802.11n HT-20, Channel: 2437.00 MHz, Chain A, Temp: Ambient, Voltage: 48.00 Vdc



Analyser Setup	Marker : Frequency : Amplitude	Test Results
Detector = MAX PEAK Sweep Count = 0 RF Atten (dB) = 20 Trace Mode = VIEW	M1 : 2424.028 MHz : 5.443 dBm M2 : 3204.689 MHz : -40.544 dBm	Limit: -14.56 dBm Margin: -25.98 dB

[Back to the Matrix](#)

This test report may be reproduced in full only. The document may only be updated by MiCOM Labs personnel. Any changes will be noted in the Document History section of the report.

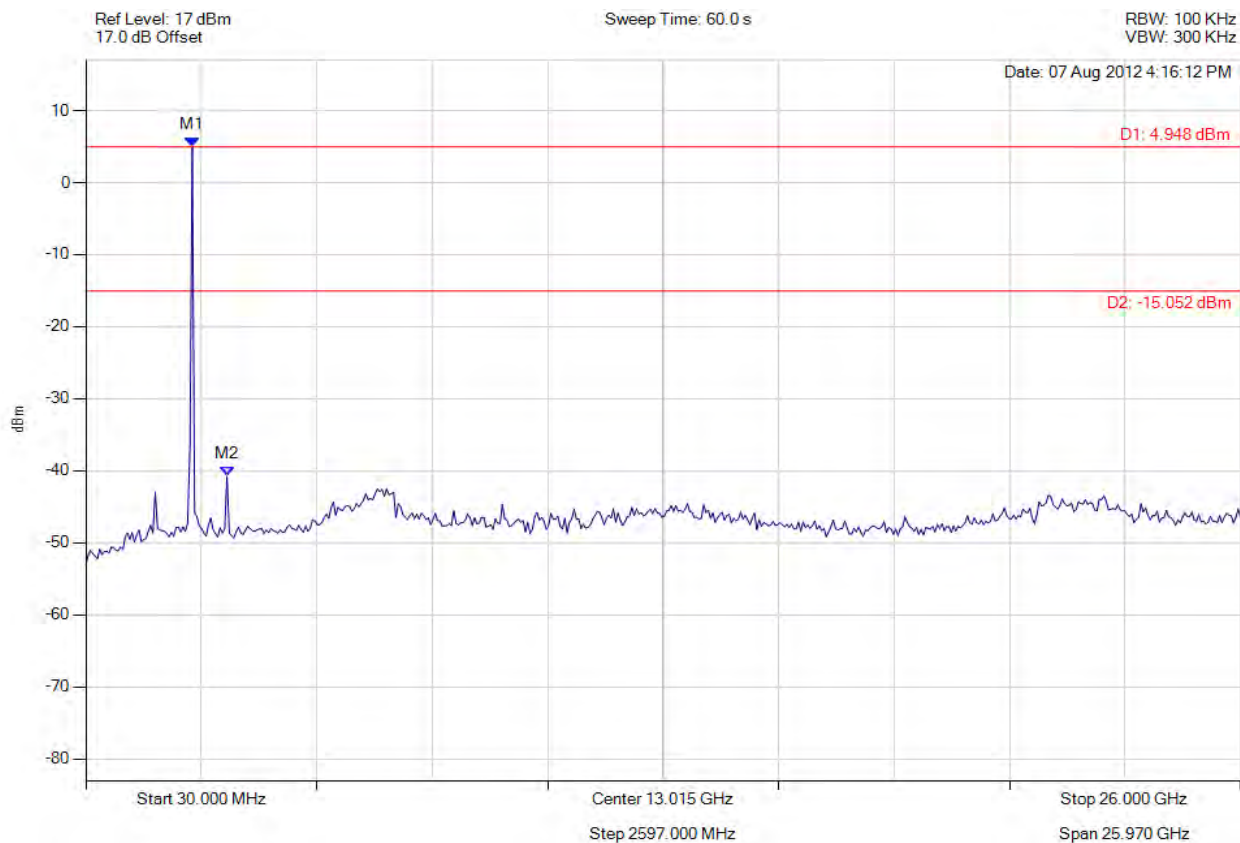


Title: AP0127450, AP0127460
To: FCC 47 CFR Part 15.247 & IC RSS-210
Serial #: RDWN14-U6 Rev A
Issue Date: 14th December 2012
Page: 437 of 457



con tx spr emissions

Variant: 802.11n HT-20, Channel: 2437.00 MHz, Chain B, Temp: Ambient, Voltage: 48.00 Vdc



Analyser Setup	Marker : Frequency : Amplitude	Test Results
Detector = MAX PEAK Sweep Count = 0 RF Atten (dB) = 20 Trace Mode = VIEW	M1 : 2424.028 MHz : 4.948 dBm M2 : 3204.689 MHz : -40.764 dBm	Limit: -15.05 dBm Margin: -25.71 dB

[Back to the Matrix](#)

This test report may be reproduced in full only. The document may only be updated by MiCOM Labs personnel. Any changes will be noted in the Document History section of the report.

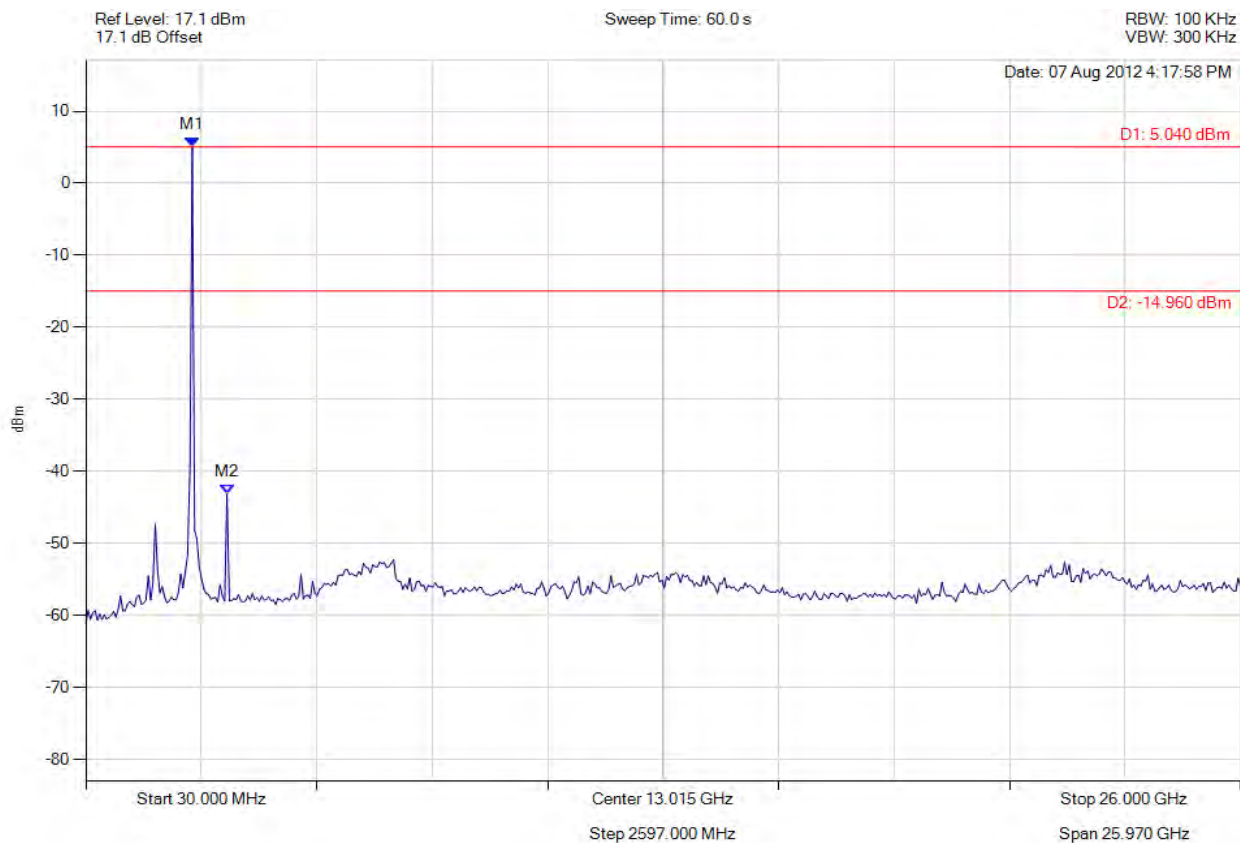


Title: AP0127450, AP0127460
To: FCC 47 CFR Part 15.247 & IC RSS-210
Serial #: RDWN14-U6 Rev A
Issue Date: 14th December 2012
Page: 438 of 457



con tx spr emissions

Variant: 802.11n HT-20, Channel: 2437.00 MHz, Chain C, Temp: Ambient, Voltage: 48.00 Vdc



Analyser Setup	Marker : Frequency : Amplitude	Test Results
Detector = MAX PEAK Sweep Count = 0 RF Atten (dB) = 10 Trace Mode = VIEW	M1 : 2424.028 MHz : 5.040 dBm M2 : 3204.689 MHz : -43.119 dBm	Limit: -14.96 dBm Margin: -28.16 dB

[Back to the Matrix](#)

This test report may be reproduced in full only. The document may only be updated by MiCOM Labs personnel. Any changes will be noted in the Document History section of the report.

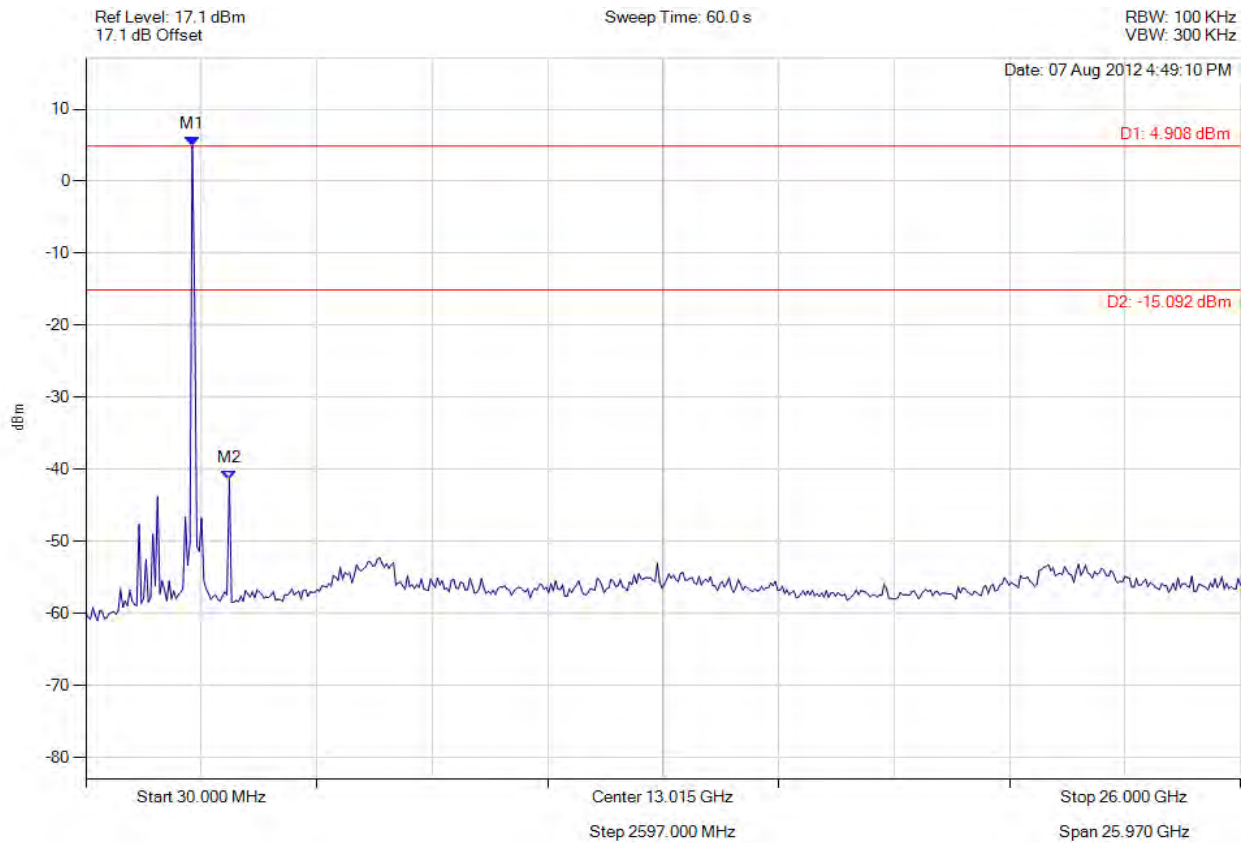


Title: AP0127450, AP0127460
To: FCC 47 CFR Part 15.247 & IC RSS-210
Serial #: RDWN14-U6 Rev A
Issue Date: 14th December 2012
Page: 439 of 457



con tx spr emissions

Variant: 802.11n HT-20, Channel: 2462.00 MHz, Chain A, Temp: Ambient, Voltage: 48.00 Vdc



Analyser Setup	Marker : Frequency : Amplitude	Test Results
Detector = MAX PEAK Sweep Count = 0 RF Atten (dB) = 10 Trace Mode = VIEW	M1 : 2424.028 MHz : 4.908 dBm M2 : 3256.733 MHz : -41.437 dBm	Limit: -15.09 dBm Margin: -26.35 dB

[Back to the Matrix](#)

This test report may be reproduced in full only. The document may only be updated by MiCOM Labs personnel. Any changes will be noted in the Document History section of the report.

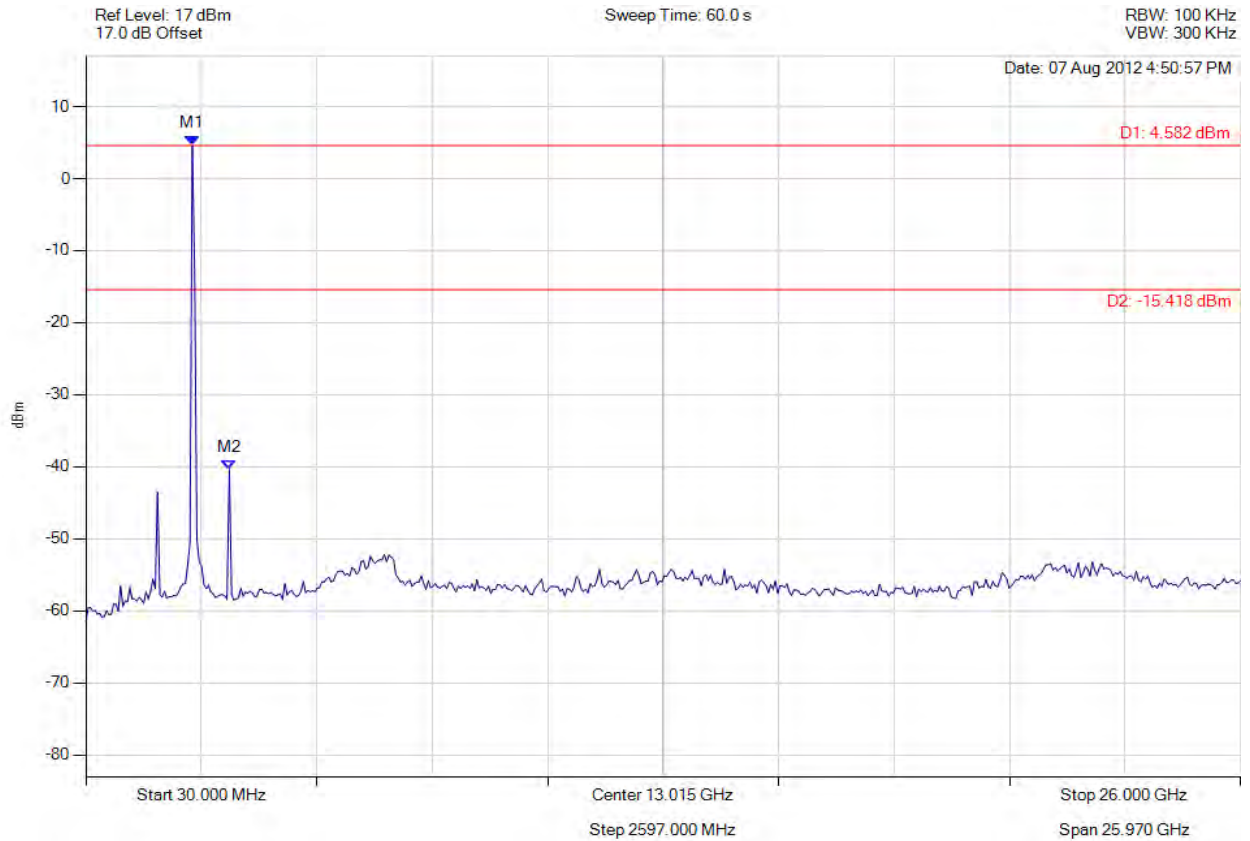


Title: AP0127450, AP0127460
To: FCC 47 CFR Part 15.247 & IC RSS-210
Serial #: RDWN14-U6 Rev A
Issue Date: 14th December 2012
Page: 440 of 457



con tx spr emissions

Variant: 802.11n HT-20, Channel: 2462.00 MHz, Chain B, Temp: Ambient, Voltage: 48.00 Vdc



Analyser Setup	Marker : Frequency : Amplitude	Test Results
Detector = MAX PEAK Sweep Count = 0 RF Atten (dB) = 10 Trace Mode = VIEW	M1 : 2424.028 MHz : 4.582 dBm M2 : 3256.733 MHz : -40.396 dBm	Limit: -15.42 dBm Margin: -24.98 dB

[Back to the Matrix](#)

This test report may be reproduced in full only. The document may only be updated by MiCOM Labs personnel. Any changes will be noted in the Document History section of the report.

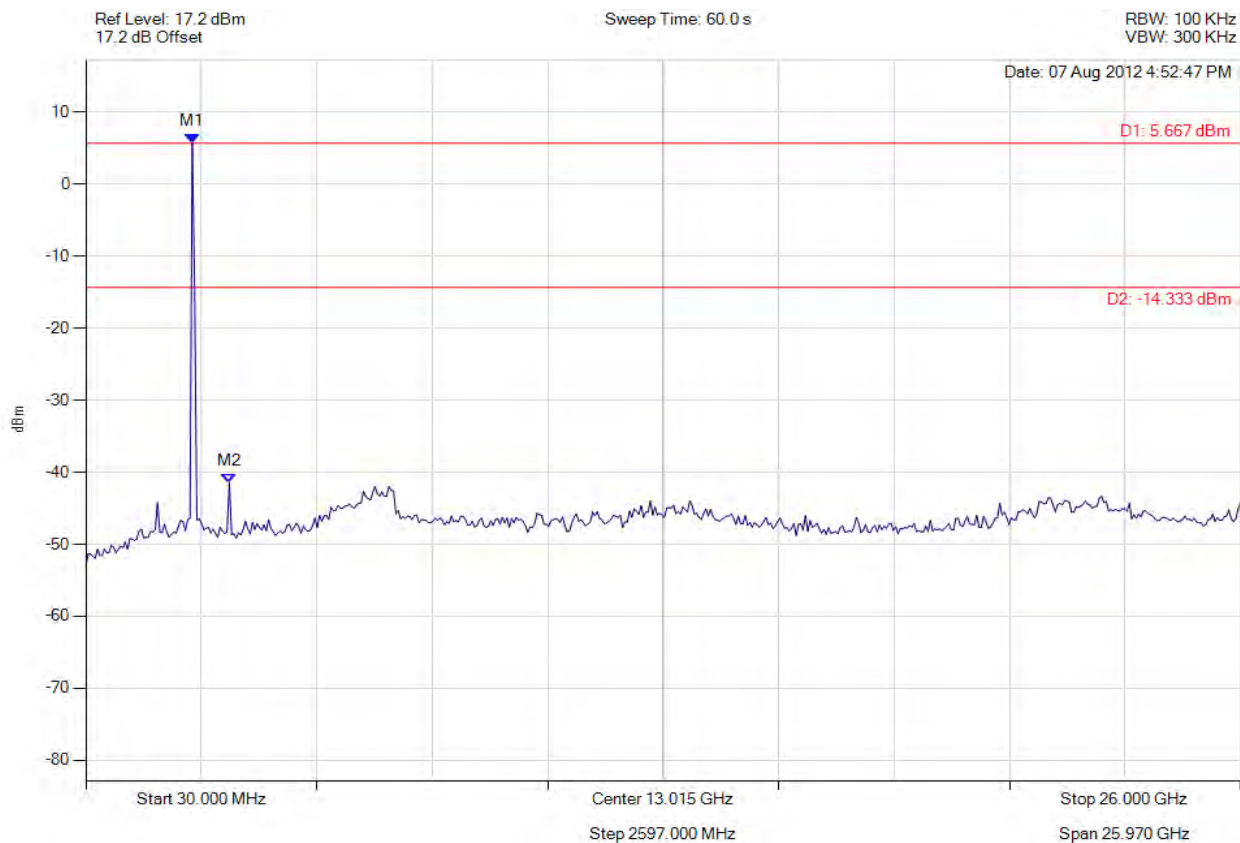


Title: AP0127450, AP0127460
To: FCC 47 CFR Part 15.247 & IC RSS-210
Serial #: RDWN14-U6 Rev A
Issue Date: 14th December 2012
Page: 441 of 457



con tx spr emissions

Variant: 802.11n HT-20, Channel: 2462.00 MHz, Chain C, Temp: Ambient, Voltage: 48.00 Vdc



Analyser Setup	Marker : Frequency : Amplitude	Test Results
Detector = MAX PEAK Sweep Count = 0 RF Atten (dB) = 20 Trace Mode = VIEW	M1 : 2424.028 MHz : 5.667 dBm M2 : 3256.733 MHz : -41.453 dBm	Limit: -14.33 dBm Margin: -27.12 dB

[Back to the Matrix](#)

This test report may be reproduced in full only. The document may only be updated by MiCOM Labs personnel. Any changes will be noted in the Document History section of the report.



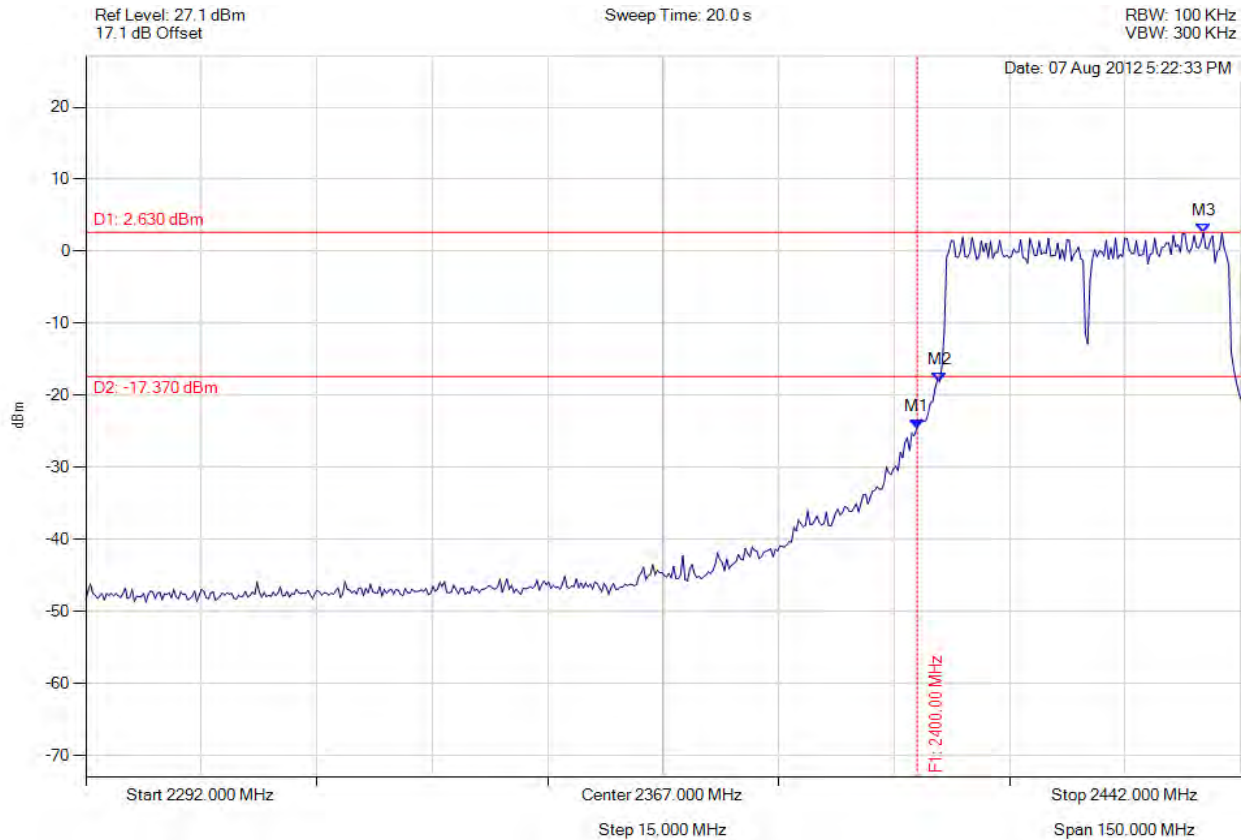
Title: AP0127450, AP0127460
To: FCC 47 CFR Part 15.247 & IC RSS-210
Serial #: RDWN14-U6 Rev A
Issue Date: 14th December 2012
Page: 442 of 457

3x3 802.11n HT-40



bandedge

Variant: 802.11n HT-40, Channel: 2422.00 MHz, Chain A, Temp: Ambient, Voltage: 48.00 Vdc



Analyser Setup	Marker : Frequency : Amplitude	Test Results
Detector = MAX PEAK Sweep Count = 0 RF Atten (dB) = 20 Trace Mode = VIEW	M1 : 2400.000 MHz : -24.645 dBm M2 : 2402.922 MHz : -18.157 dBm M3 : 2437.190 MHz : 2.630 dBm	Limit: -17.37 dBm Margin: -7.27 dB

[Back to the Matrix](#)

This test report may be reproduced in full only. The document may only be updated by MiCOM Labs personnel. Any changes will be noted in the Document History section of the report.

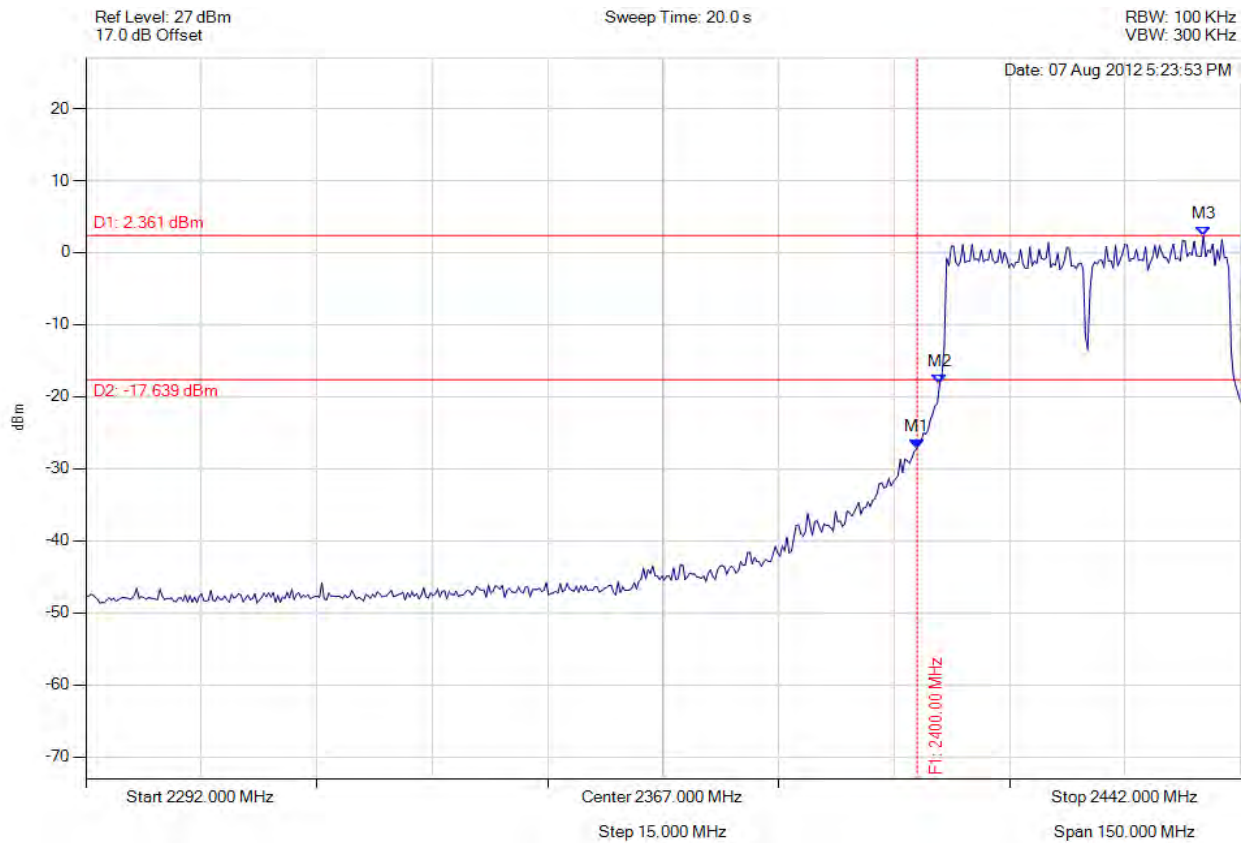


Title: AP0127450, AP0127460
To: FCC 47 CFR Part 15.247 & IC RSS-210
Serial #: RDWN14-U6 Rev A
Issue Date: 14th December 2012
Page: 443 of 457



bandedge

Variant: 802.11n HT-40, Channel: 2422.00 MHz, Chain B, Temp: Ambient, Voltage: 48.00 Vdc



Analyser Setup	Marker : Frequency : Amplitude	Test Results
Detector = MAX PEAK Sweep Count = 0 RF Atten (dB) = 20 Trace Mode = VIEW	M1 : 2400.000 MHz : -27.197 dBm M2 : 2402.922 MHz : -18.247 dBm M3 : 2437.190 MHz : 2.361 dBm	Limit: -17.64 dBm Margin: -9.56 dB

[Back to the Matrix](#)

This test report may be reproduced in full only. The document may only be updated by MiCOM Labs personnel. Any changes will be noted in the Document History section of the report.

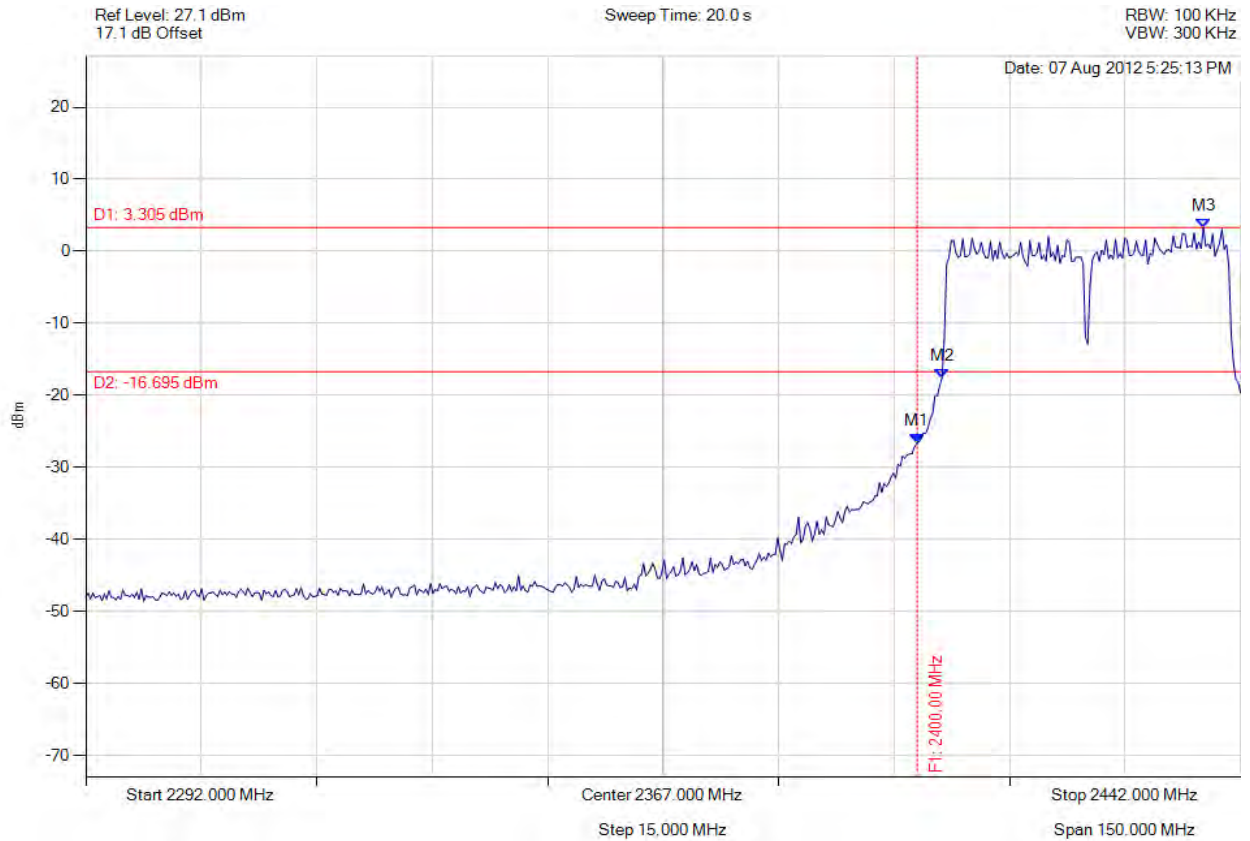


Title: AP0127450, AP0127460
To: FCC 47 CFR Part 15.247 & IC RSS-210
Serial #: RDWN14-U6 Rev A
Issue Date: 14th December 2012
Page: 444 of 457



bandedge

Variant: 802.11n HT-40, Channel: 2422.00 MHz, Chain C, Temp: Ambient, Voltage: 48.00 Vdc



Analyser Setup	Marker : Frequency : Amplitude	Test Results
Detector = MAX PEAK Sweep Count = 0 RF Atten (dB) = 20 Trace Mode = VIEW	M1 : 2400.000 MHz : -26.652 dBm M2 : 2403.222 MHz : -17.596 dBm M3 : 2437.190 MHz : 3.305 dBm	Limit: -16.70 dBm Margin: -9.95 dB

[Back to the Matrix](#)

This test report may be reproduced in full only. The document may only be updated by MiCOM Labs personnel. Any changes will be noted in the Document History section of the report.

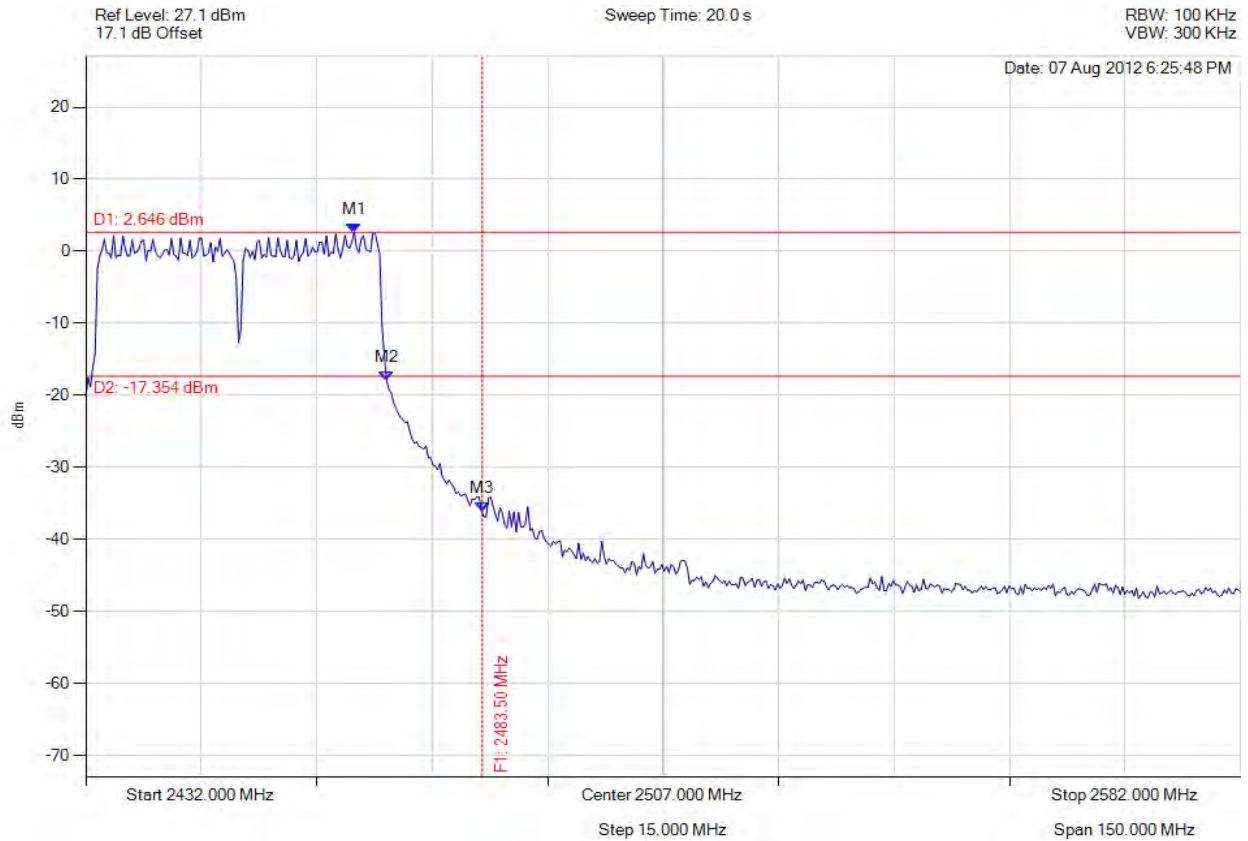


Title: AP0127450, AP0127460
To: FCC 47 CFR Part 15.247 & IC RSS-210
Serial #: RDWN14-U6 Rev A
Issue Date: 14th December 2012
Page: 445 of 457



bandedge

Variant: 802.11n HT-40, Channel: 2452.00 MHz, Chain A, Temp: Ambient, Voltage: 48.00 Vdc



Analyser Setup	Marker : Frequency : Amplitude	Test Results
Detector = MAX PEAK Sweep Count = 0 RF Atten (dB) = 20 Trace Mode = VIEW	M1 : 2466.870 MHz : 2.646 dBm M2 : 2471.078 MHz : -17.860 dBm M3 : 2483.500 MHz : -36.040 dBm	Limit: -17.35 dBm Margin: -18.69 dB

[Back to the Matrix](#)

This test report may be reproduced in full only. The document may only be updated by MiCOM Labs personnel. Any changes will be noted in the Document History section of the report.

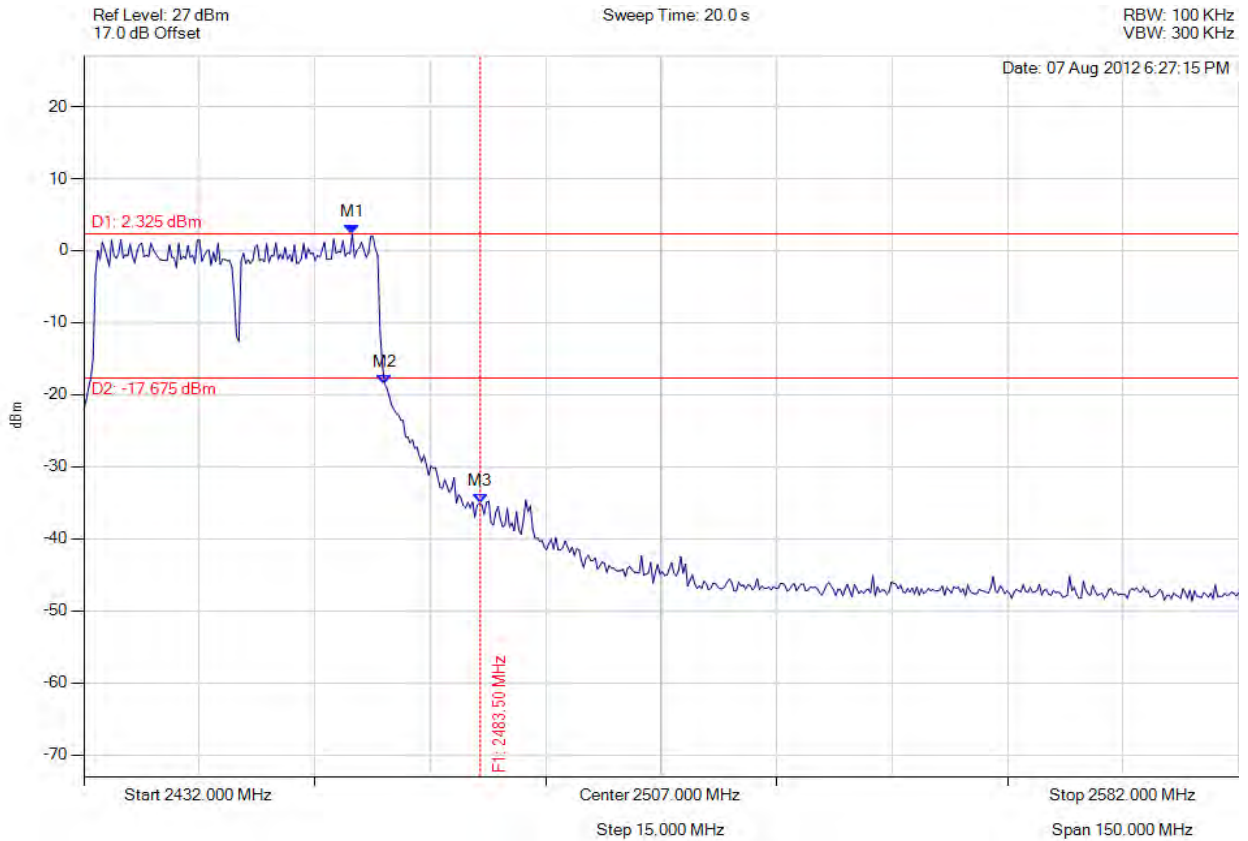


Title: AP0127450, AP0127460
To: FCC 47 CFR Part 15.247 & IC RSS-210
Serial #: RDWN14-U6 Rev A
Issue Date: 14th December 2012
Page: 446 of 457



bandedge

Variant: 802.11n HT-40, Channel: 2452.00 MHz, Chain B, Temp: Ambient, Voltage: 48.00 Vdc



Analyser Setup	Marker : Frequency : Amplitude	Test Results
Detector = MAX PEAK Sweep Count = 0 RF Atten (dB) = 20 Trace Mode = VIEW	M1 : 2466.870 MHz : 2.325 dBm M2 : 2471.078 MHz : -18.519 dBm M3 : 2483.500 MHz : -35.054 dBm	Limit: -17.68 dBm Margin: -17.37 dB

[Back to the Matrix](#)

This test report may be reproduced in full only. The document may only be updated by MiCOM Labs personnel. Any changes will be noted in the Document History section of the report.

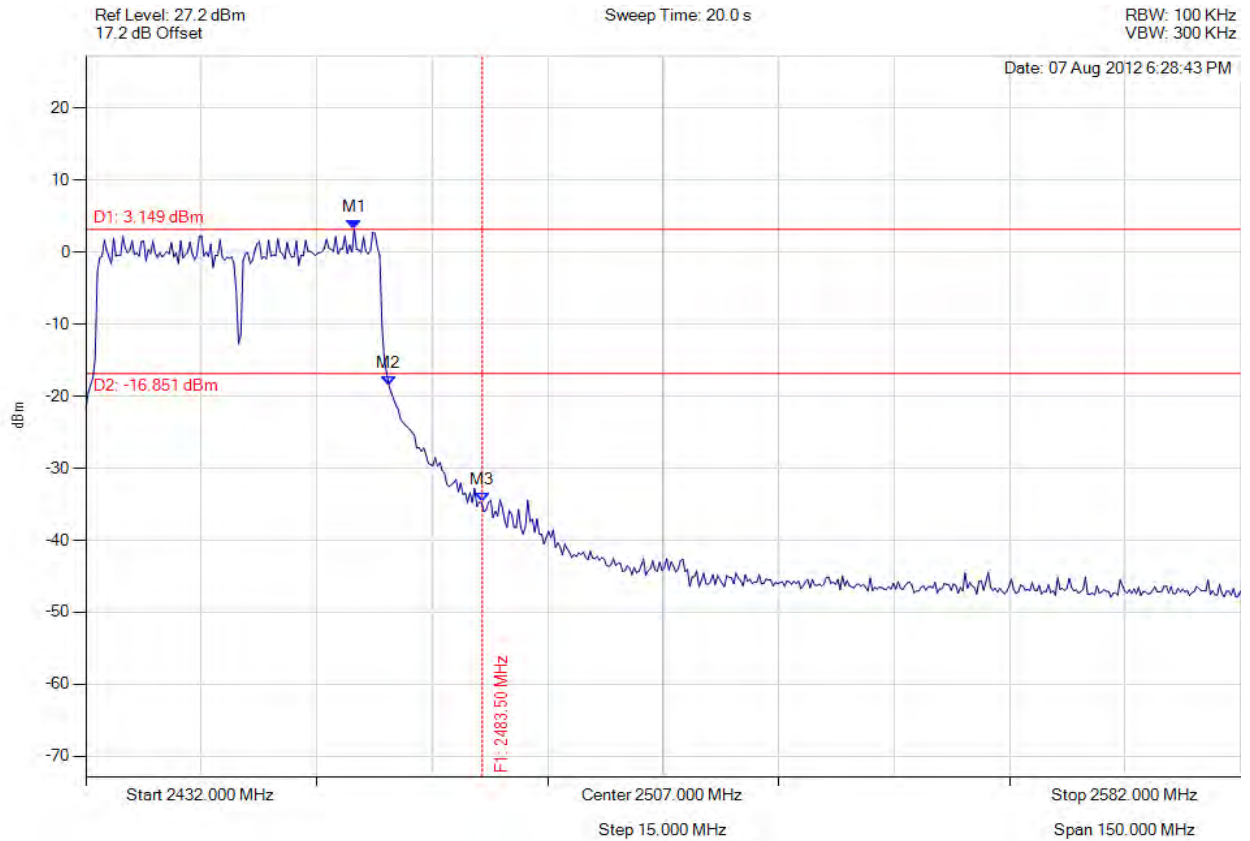


Title: AP0127450, AP0127460
To: FCC 47 CFR Part 15.247 & IC RSS-210
Serial #: RDWN14-U6 Rev A
Issue Date: 14th December 2012
Page: 447 of 457



bandedge

Variant: 802.11n HT-40, Channel: 2452.00 MHz, Chain C, Temp: Ambient, Voltage: 48.00 Vdc



Analyser Setup	Marker : Frequency : Amplitude	Test Results
Detector = MAX PEAK Sweep Count = 0 RF Atten (dB) = 20 Trace Mode = VIEW	M1 : 2466.870 MHz : 3.149 dBm M2 : 2471.379 MHz : -18.521 dBm M3 : 2483.500 MHz : -34.768 dBm	Limit: -16.85 dBm Margin: -17.92 dB

[Back to the Matrix](#)

This test report may be reproduced in full only. The document may only be updated by MiCOM Labs personnel. Any changes will be noted in the Document History section of the report.

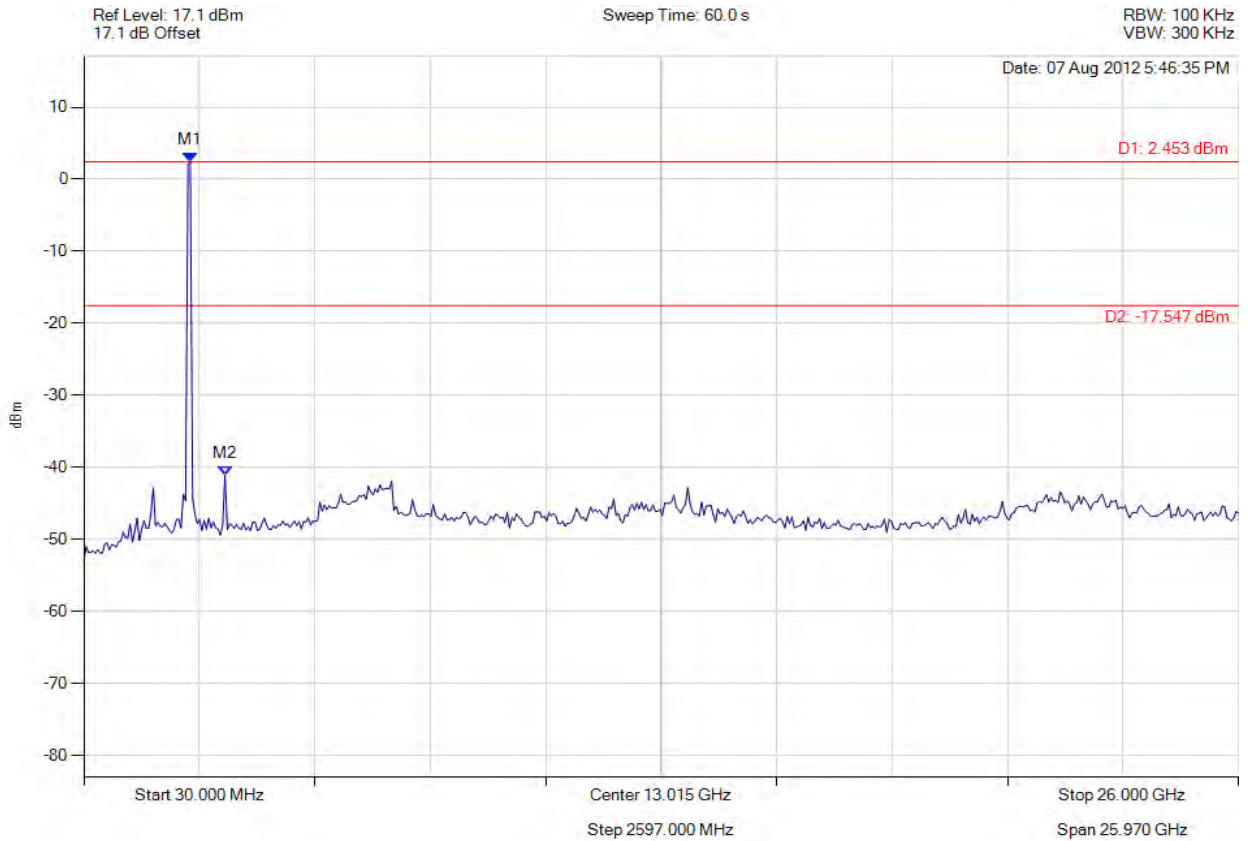


Title: AP0127450, AP0127460
To: FCC 47 CFR Part 15.247 & IC RSS-210
Serial #: RDWN14-U6 Rev A
Issue Date: 14th December 2012
Page: 448 of 457



con tx spr emissions

Variant: 802.11n HT-40, Channel: 2422.00 MHz, Chain A, Temp: Ambient, Voltage: 48.00 Vdc



Analyser Setup	Marker : Frequency : Amplitude	Test Results
Detector = MAX PEAK Sweep Count = 0 RF Atten (dB) = 20 Trace Mode = VIEW	M1 : 2424.028 MHz : 2.453 dBm M2 : 3204.689 MHz : -41.083 dBm	Limit: -17.55 dBm Margin: -23.53 dB

[Back to the Matrix](#)

This test report may be reproduced in full only. The document may only be updated by MiCOM Labs personnel. Any changes will be noted in the Document History section of the report.

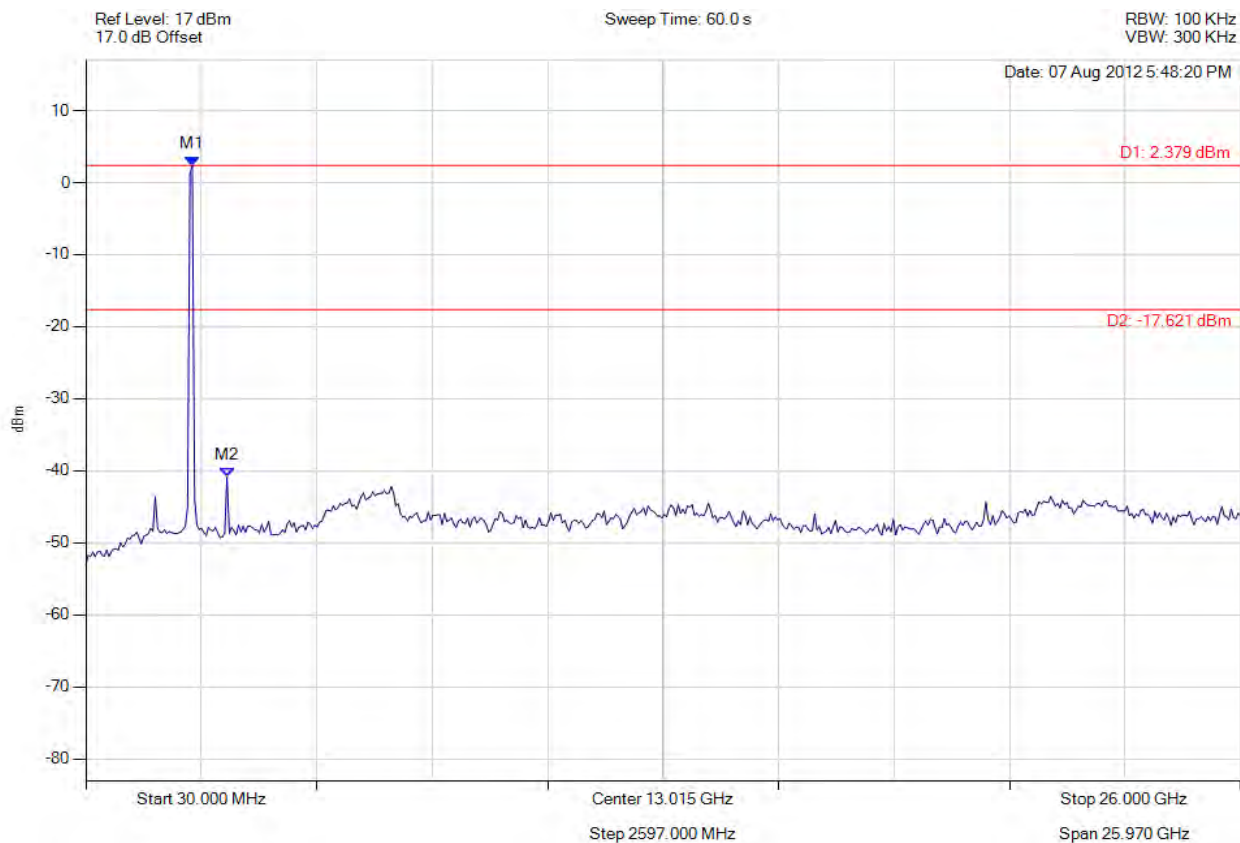


Title: AP0127450, AP0127460
To: FCC 47 CFR Part 15.247 & IC RSS-210
Serial #: RDWN14-U6 Rev A
Issue Date: 14th December 2012
Page: 449 of 457



con tx spr emissions

Variant: 802.11n HT-40, Channel: 2422.00 MHz, Chain B, Temp: Ambient, Voltage: 48.00 Vdc



Analyser Setup	Marker : Frequency : Amplitude	Test Results
Detector = MAX PEAK Sweep Count = 0 RF Atten (dB) = 20 Trace Mode = VIEW	M1 : 2424.028 MHz : 2.379 dBm M2 : 3204.689 MHz : -40.882 dBm	Limit: -17.62 dBm Margin: -23.26 dB

[Back to the Matrix](#)

This test report may be reproduced in full only. The document may only be updated by MiCOM Labs personnel. Any changes will be noted in the Document History section of the report.

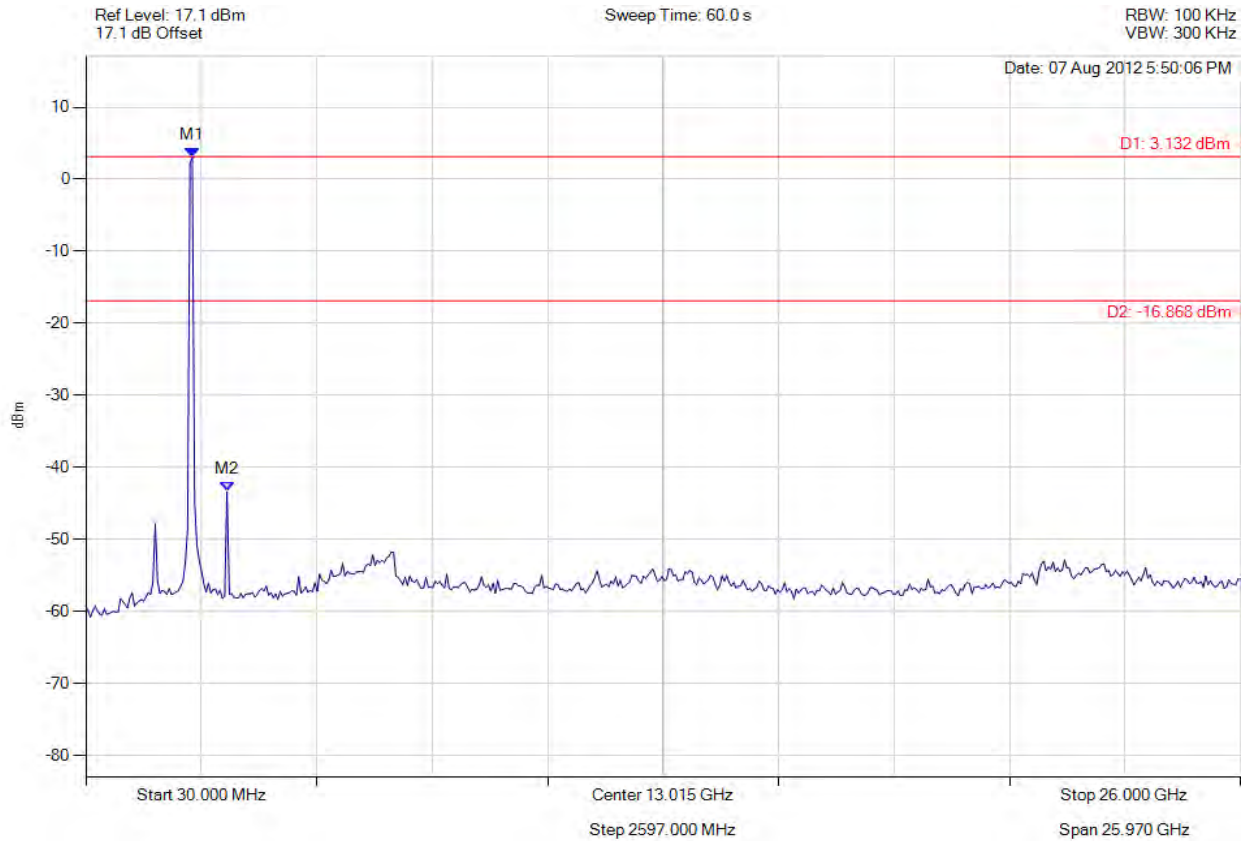


Title: AP0127450, AP0127460
To: FCC 47 CFR Part 15.247 & IC RSS-210
Serial #: RDWN14-U6 Rev A
Issue Date: 14th December 2012
Page: 450 of 457



con tx spr emissions

Variant: 802.11n HT-40, Channel: 2422.00 MHz, Chain C, Temp: Ambient, Voltage: 48.00 Vdc



Analyser Setup	Marker : Frequency : Amplitude	Test Results
Detector = MAX PEAK Sweep Count = 0 RF Atten (dB) = 10 Trace Mode = VIEW	M1 : 2424.028 MHz : 3.132 dBm M2 : 3204.689 MHz : -43.367 dBm	Limit: -16.87 dBm Margin: -26.50 dB

[Back to the Matrix](#)

This test report may be reproduced in full only. The document may only be updated by MiCOM Labs personnel. Any changes will be noted in the Document History section of the report.

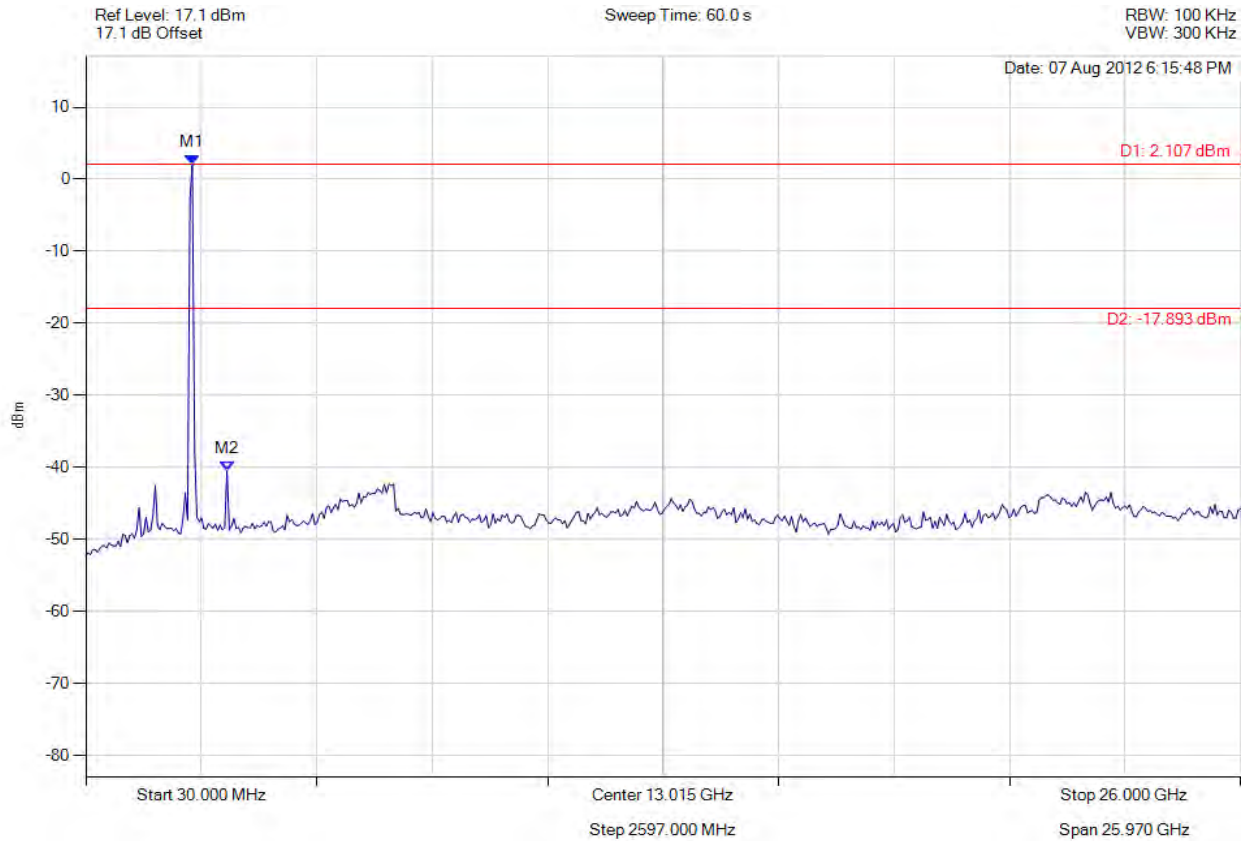


Title: AP0127450, AP0127460
To: FCC 47 CFR Part 15.247 & IC RSS-210
Serial #: RDWN14-U6 Rev A
Issue Date: 14th December 2012
Page: 451 of 457



con tx spr emissions

Variant: 802.11n HT-40, Channel: 2437.00 MHz, Chain A, Temp: Ambient, Voltage: 48.00 Vdc



Analyser Setup	Marker : Frequency : Amplitude	Test Results
Detector = MAX PEAK Sweep Count = 0 RF Atten (dB) = 20 Trace Mode = VIEW	M1 : 2424.028 MHz : 2.107 dBm M2 : 3204.689 MHz : -40.443 dBm	Limit: -17.89 dBm Margin: -22.55 dB

[Back to the Matrix](#)

This test report may be reproduced in full only. The document may only be updated by MiCOM Labs personnel. Any changes will be noted in the Document History section of the report.

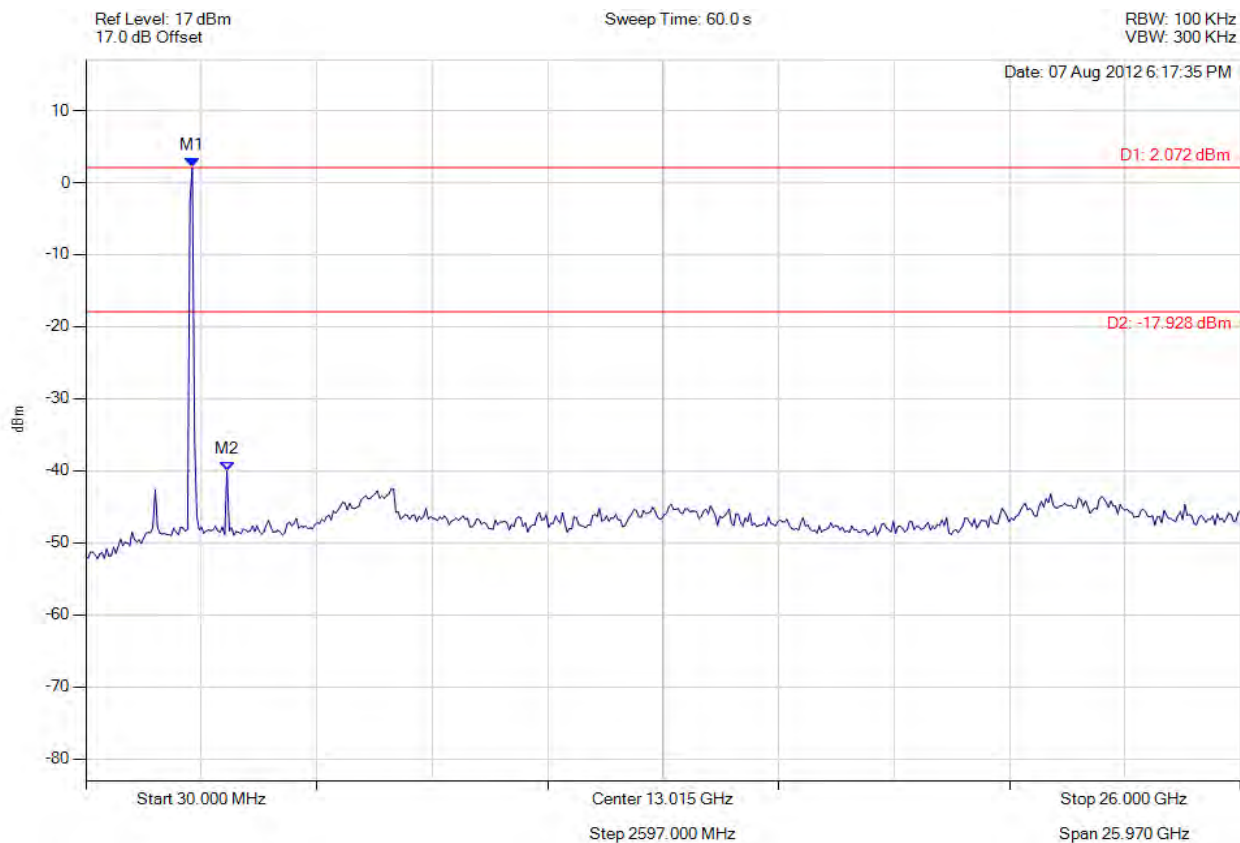


Title: AP0127450, AP0127460
To: FCC 47 CFR Part 15.247 & IC RSS-210
Serial #: RDWN14-U6 Rev A
Issue Date: 14th December 2012
Page: 452 of 457



con tx spr emissions

Variant: 802.11n HT-40, Channel: 2437.00 MHz, Chain B, Temp: Ambient, Voltage: 48.00 Vdc



Analyser Setup	Marker : Frequency : Amplitude	Test Results
Detector = MAX PEAK Sweep Count = 0 RF Atten (dB) = 20 Trace Mode = VIEW	M1 : 2424.028 MHz : 2.072 dBm M2 : 3204.689 MHz : -39.994 dBm	Limit: -17.93 dBm Margin: -22.06 dB

[Back to the Matrix](#)

This test report may be reproduced in full only. The document may only be updated by MiCOM Labs personnel. Any changes will be noted in the Document History section of the report.

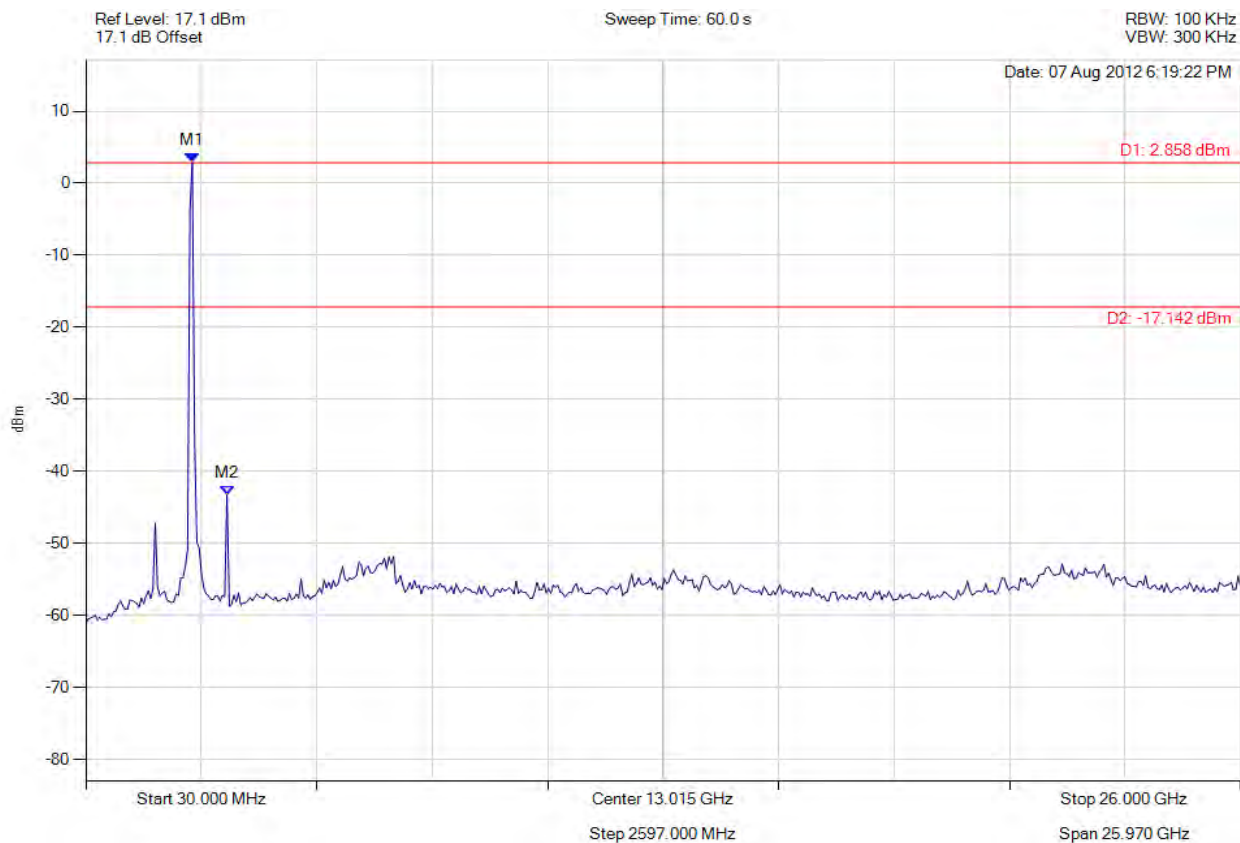


Title: AP0127450, AP0127460
To: FCC 47 CFR Part 15.247 & IC RSS-210
Serial #: RDWN14-U6 Rev A
Issue Date: 14th December 2012
Page: 453 of 457



con tx spr emissions

Variant: 802.11n HT-40, Channel: 2437.00 MHz, Chain C, Temp: Ambient, Voltage: 48.00 Vdc



Analyser Setup	Marker : Frequency : Amplitude	Test Results
Detector = MAX PEAK Sweep Count = 0 RF Atten (dB) = 10 Trace Mode = VIEW	M1 : 2424.028 MHz : 2.858 dBm M2 : 3204.689 MHz : -43.227 dBm	Limit: -17.14 dBm Margin: -26.09 dB

[Back to the Matrix](#)

This test report may be reproduced in full only. The document may only be updated by MiCOM Labs personnel. Any changes will be noted in the Document History section of the report.

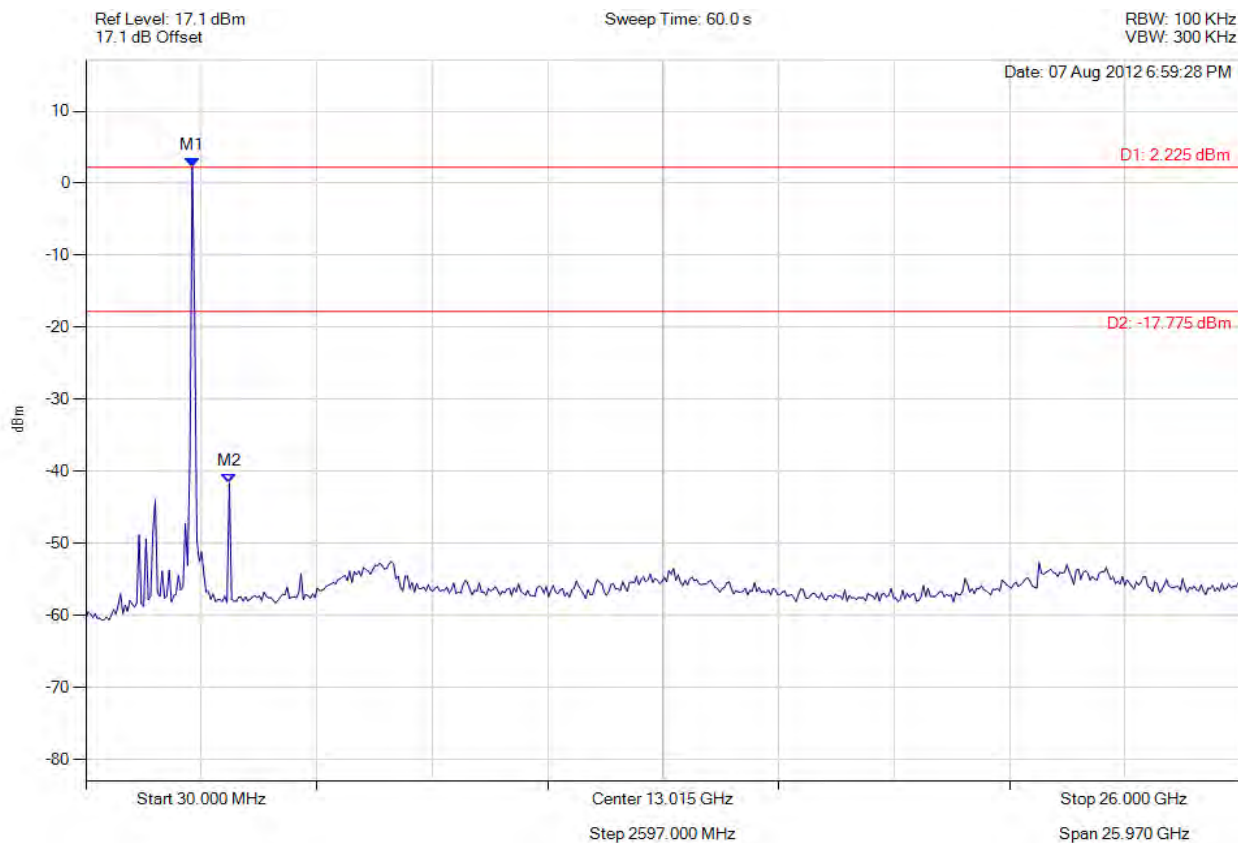


Title: AP0127450, AP0127460
To: FCC 47 CFR Part 15.247 & IC RSS-210
Serial #: RDWN14-U6 Rev A
Issue Date: 14th December 2012
Page: 454 of 457



con tx spr emissions

Variant: 802.11n HT-40, Channel: 2452.00 MHz, Chain A, Temp: Ambient, Voltage: 48.00 Vdc



Analyser Setup	Marker : Frequency : Amplitude	Test Results
Detector = MAX PEAK Sweep Count = 0 RF Atten (dB) = 10 Trace Mode = VIEW	M1 : 2424.028 MHz : 2.225 dBm M2 : 3256.733 MHz : -41.669 dBm	Limit: -17.78 dBm Margin: -23.89 dB

[Back to the Matrix](#)

This test report may be reproduced in full only. The document may only be updated by MiCOM Labs personnel. Any changes will be noted in the Document History section of the report.

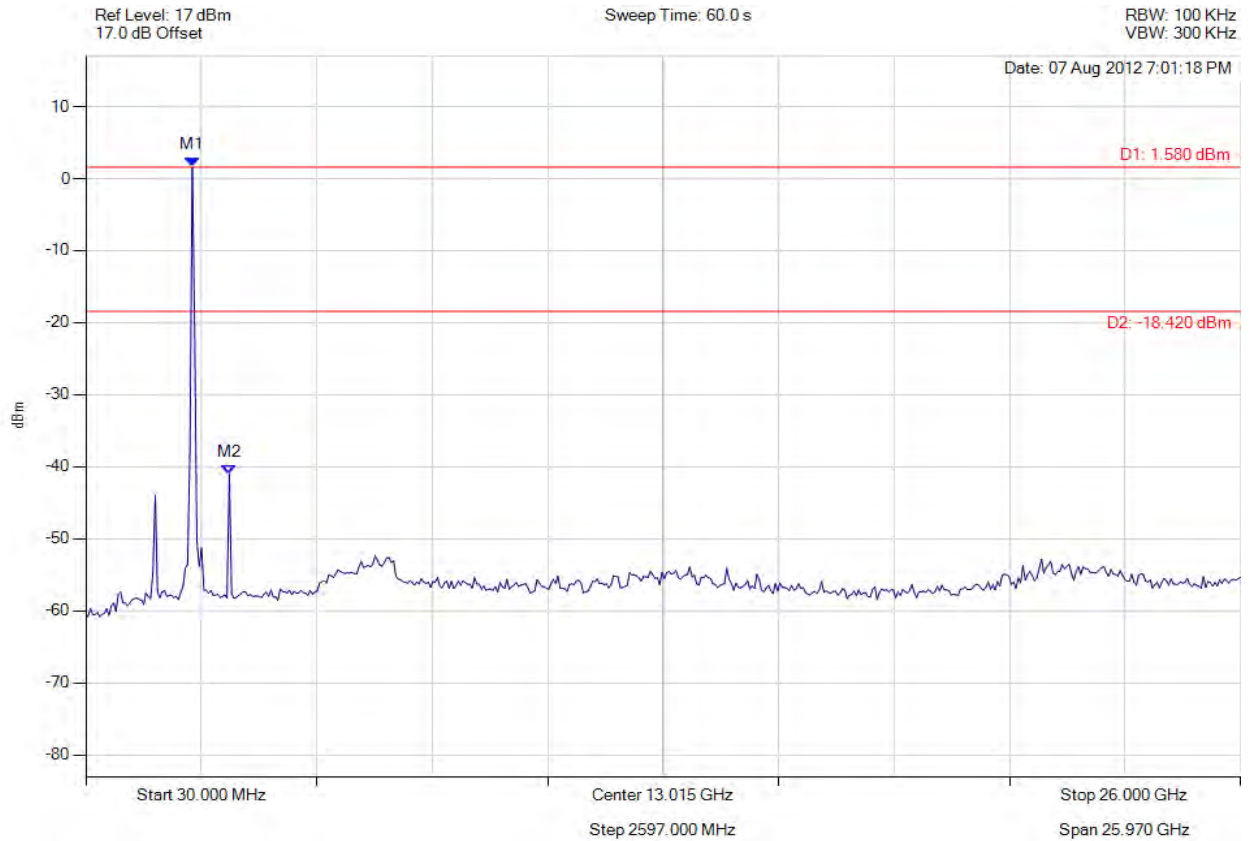


Title: AP0127450, AP0127460
To: FCC 47 CFR Part 15.247 & IC RSS-210
Serial #: RDWN14-U6 Rev A
Issue Date: 14th December 2012
Page: 455 of 457



con tx spr emissions

Variant: 802.11n HT-40, Channel: 2452.00 MHz, Chain B, Temp: Ambient, Voltage: 48.00 Vdc



Analyser Setup	Marker : Frequency : Amplitude	Test Results
Detector = MAX PEAK Sweep Count = 0 RF Atten (dB) = 10 Trace Mode = VIEW	M1 : 2424.028 MHz : 1.580 dBm M2 : 3256.733 MHz : -41.088 dBm	Limit: -18.42 dBm Margin: -22.67 dB

[Back to the Matrix](#)

This test report may be reproduced in full only. The document may only be updated by MiCOM Labs personnel. Any changes will be noted in the Document History section of the report.

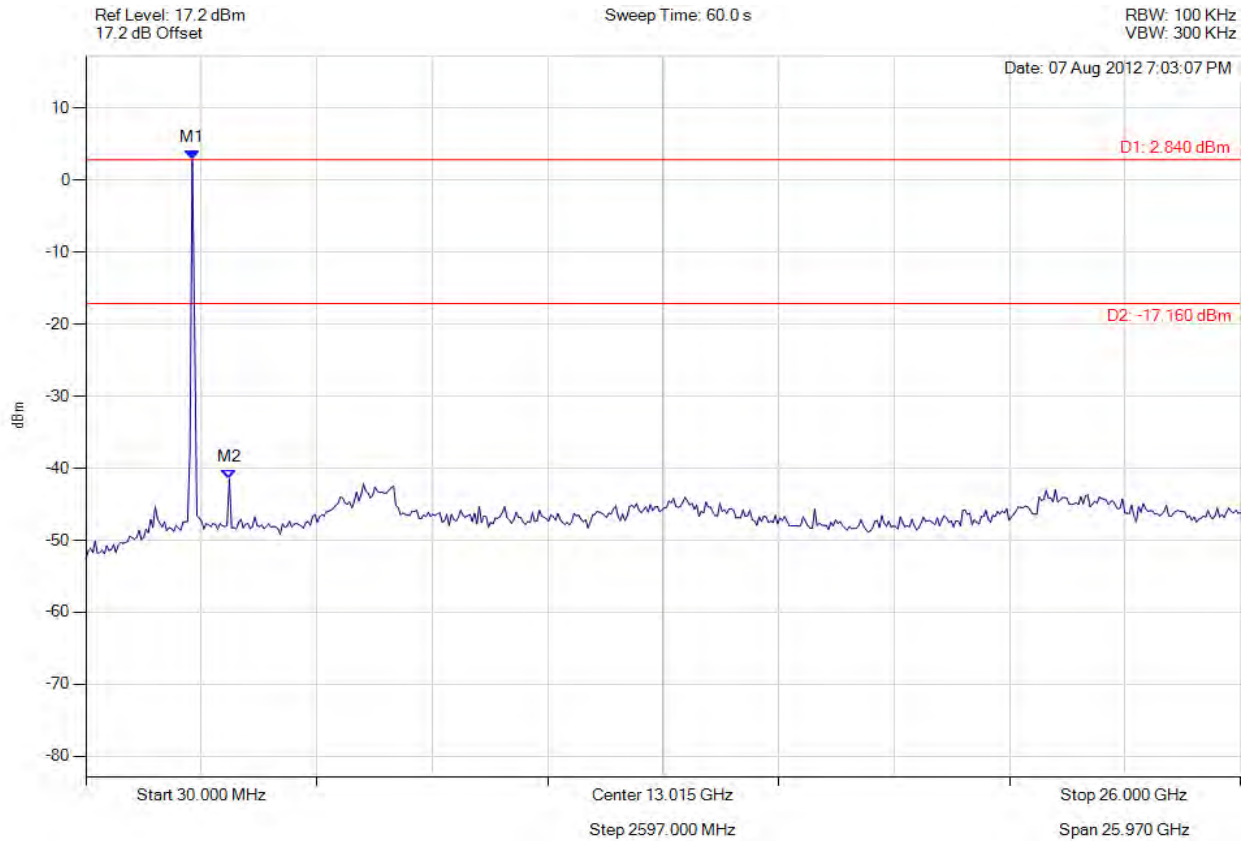


Title: AP0127450, AP0127460
To: FCC 47 CFR Part 15.247 & IC RSS-210
Serial #: RDWN14-U6 Rev A
Issue Date: 14th December 2012
Page: 456 of 457



con tx spr emissions

Variant: 802.11n HT-40, Channel: 2452.00 MHz, Chain C, Temp: Ambient, Voltage: 48.00 Vdc



Analyser Setup	Marker : Frequency : Amplitude	Test Results
Detector = MAX PEAK Sweep Count = 0 RF Atten (dB) = 20 Trace Mode = VIEW	M1 : 2424.028 MHz : 2.840 dBm M2 : 3256.733 MHz : -41.537 dBm	Limit: -17.16 dBm Margin: -24.38 dB

[Back to the Matrix](#)

This test report may be reproduced in full only. The document may only be updated by MiCOM Labs personnel. Any changes will be noted in the Document History section of the report.



440 Boulder Court, Suite 200
Pleasanton, CA 94566, USA
Tel: 1.925.462.0304
Fax: 1.925.462.0306
www.micomlabs.com