

INTERNAL PHOTOS

INTERNAL PHOTOS




Photo 1 – Top view with cover off



Photo 2 – Digital Control Board (bottom)



Photo 3 – Digital Control Board (top)




Photo 4 – BB Board Assembly (bottom)




Photo 5 – BB Board Assembly (top)




Photo 6 – GPS patch antenna and interface board



Photo 7 – PCI-e 64 Pin Adapter (bottom)




Photo 8 – PCI-e 64 Pin Adapter (top)





Photo 9 – BB Board Base Plate



Photo 10 – BB Board Top Plate



Photo 11 – BB Board (bottom)



Antenna Modules

Photo 12 – BB Board (top)