

Company: Radwin

Product Name: RADWIN 2000 JET, RADWIN 5000 JET


Report No.: RDWN47 – Internal Photos

PHOTOS - INTERNAL




## 1. Internal Photographs

### 1.1.1. Product - Internal




Antenna Assembly



Antenna Assembly in Housing


This test report may be reproduced in full only. The document may only be updated by MiCOM Labs personnel. All changes will be noted in the Document History section of the report.





Antenna IO Board Back View


This test report may be reproduced in full only. The document may only be updated by MiCOM Labs personnel. All changes will be noted in the Document History section of the report.



Antenna IO board Front View

This test report may be reproduced in full only. The document may only be updated by MiCOM Labs personnel. All changes will be noted in the Document History section of the report.





Antenna IO Board in Housing


This test report may be reproduced in full only. The document may only be updated by MiCOM Labs personnel. All changes will be noted in the Document History section of the report.



Mainboard and RF Module in Housing


This test report may be reproduced in full only. The document may only be updated by MiCOM Labs personnel. All changes will be noted in the Document History section of the report.






RF Module Back View Headsink off






RF Module Back View Heatsink on

This test report may be reproduced in full only. The document may only be updated by MiCOM Labs personnel. All changes will be noted in the Document History section of the report.



RF Module Front View Shield off





RF Module Front View Shield on



575 Boulder Court  
Pleasanton, California 94566, USA  
Tel: +1 (925) 462 0304  
Fax: +1 (925) 462 0306  
[www.micomlabs.com](http://www.micomlabs.com)