

Company: Radwin Ltd

Test of: AP0158770 RF Wireless Module

To: FCC CFR 47 Part 15 Subpart E 15.407 &  
Industry Canada RSS-247 Issue 1

Report No.: RDWN39-U9c DFS Rev A

**DFS TEST REPORT**



# DFS TEST REPORT

FROM



Test of: Radwin Ltd AP0158770 RF Wireless Module  
to

To: FCC CFR 47 Part 15 Subpart E 15.407 &  
Industry Canada RSS-247 Issue 1

Test Report Serial No.: RDWN39-U9c DFS Rev A

This report supersedes: NONE

Applicant: Radwin  
27 Habarzel Street  
Tel Aviv, 69710  
Israel

Product Function: 5 GHz Wireless Module

Issue Date: 4<sup>th</sup> December 2015

## **This Test Report is Issued Under the Authority of:**

**MiCOM Labs, Inc.**  
575 Boulder Court  
Pleasanton California 94566  
USA  
Phone: +1 (925) 462-0304  
Fax: +1 (925) 462-0306  
[www.micomlabs.com](http://www.micomlabs.com)



**MiCOM Labs is an ISO 17025 Accredited Testing Laboratory**



## Table of Contents

<b>1. ACCREDITATION, LISTINGS &amp; RECOGNITION</b> .....	<b>4</b>
1.1. TESTING ACCREDITATION.....	4
1.2. RECOGNITION .....	5
1.3. PRODUCT CERTIFICATION .....	6
<b>2. DOCUMENT HISTORY</b> .....	<b>7</b>
<b>3. TEST RESULT CERTIFICATE</b> .....	<b>8</b>
<b>4. REFERENCES AND MEASUREMENT UNCERTAINTY</b> .....	<b>9</b>
4.1. Normative References .....	9
4.2. Test and Uncertainty Procedure .....	10
<b>5. PRODUCT DETAILS AND TEST CONFIGURATIONS</b> .....	<b>11</b>
5.1. Technical Details .....	11
5.2. Scope Of Test Program .....	12
5.3. Equipment Model(s) and Serial Number(s) .....	13
5.4. Antenna Details .....	13
5.5. Cabling and I/O Ports .....	14
6.5. Test Configurations.....	14
6.6. Equipment Modifications .....	14
6.7. Deviations from the Test Standard .....	14
<b>7. TEST SUMMARY</b> .....	<b>15</b>
<b>8. TEST EQUIPMENT CONFIGURATION(S)</b> .....	<b>16</b>
8.5. Radiated DFS Testing .....	16
8.6. DFS - Conducted .....	18
<b>9. TEST METHODOLOGY</b> .....	<b>20</b>
9.5. Dynamic Frequency Selection (DFS) Overview .....	20
9.5.1. Master Devices .....	21
9.5.2. Client Devices .....	21
9.6. DFS Detection Thresholds .....	22
9.7. Response Requirements .....	22
9.8. Radar Test Waveforms.....	24
9.8.1. Short Radar Pulses.....	24
9.8.2. Long Radar Pulse Test .....	25
9.8.3. Frequency Hopping Radar Test Waveform .....	27
9.9. Radar Waveform Calibration .....	27
9.10. Test Program Details .....	28
<b>10. TEST RESULTS</b> .....	<b>29</b>
10.5. Transmit Power Control (TPC) and Dynamic Frequency Selection (DFS) .....	29
10.5.1. Radar Detection Function of Dynamic Frequency Selection (DFS) .....	29
10.5.1.1. Channel Availability Check (CAC).....	29
10.5.1.1.1. Power-On CAC .....	29
10.5.1.1.2. Beginning CAC .....	35
10.5.1.1.3. End CAC.....	41
10.5.1.2. Probability of Detection .....	47
10.5.1.3. Detection Bandwidth .....	90
10.5.1.4. Non-Occupancy Period .....	99
10.5.1.5. Channel Close / Transmission Time .....	104
<b>A. APPENDIX – RADAR TYPES 5 &amp; 6 INJECTION SIGNATURES</b> .....	<b>110</b>
A.1.1.1. Radar Signatures .....	111

This test report may be reproduced in full only. The document may only be updated by MiCOM Labs personnel. All changes will be noted in the Document History section of the report.



**Title:** Radwin Ltd AP0158770 RF Wireless Module  
**To:** FCC 15.407 & Industry Canada RSS-247 Issue 1  
**Serial #:** RDWN39-U9c DFS Rev A  
**Issue Date:** 4<sup>th</sup> December 2015  
**Page:** 4 of 225

## 1. ACCREDITATION, LISTINGS & RECOGNITION

### 1.1. TESTING ACCREDITATION

MiCOM Labs, Inc. is an accredited Electrical testing laboratory per the international standard ISO/IEC 17025:2005. The company is accredited by the American Association for Laboratory Accreditation (A2LA) [www.a2la.org](http://www.a2la.org) test laboratory number 2381.01. MiCOM Labs test schedule is available at the following URL; <http://www.a2la.org/scopepdf/2381-01.pdf>



This test report may be reproduced in full only. The document may only be updated by MiCOM Labs personnel. All changes will be noted in the Document History section of the report.



## 1.2. RECOGNITION

MiCOM Labs, Inc has widely recognized wireless testing capabilities. Our international recognition includes Conformity Assessment Body designation by APEC MRA countries. MiCOM Labs test reports are accepted globally.

Country	Recognition Body	Status	Phase	Identification No.
USA	Federal Communications Commission (FCC)	TCB	-	US0159 Listing #: 102167
Canada	Industry Canada (IC)	FCB	APEC MRA 2	US0159 Listing #: 4143A-2 4143A-3
Japan	MIC (Ministry of Internal Affairs and Communication)	CAB	APEC MRA 2	RCB 210
	VCCI	--	--	A-0012
Europe	European Commission	NB	EU MRA	NB 2280
Australia	Australian Communications and Media Authority (ACMA)	CAB	APEC MRA 1	US0159
Hong Kong	Office of the Telecommunication Authority (OFTA)	CAB	APEC MRA 1	
Korea	Ministry of Information and Communication Radio Research Laboratory (RRL)	CAB	APEC MRA 1	
Singapore	Infocomm Development Authority (IDA)	CAB	APEC MRA 1	
Taiwan	National Communications Commission (NCC) Bureau of Standards, Metrology and Inspection (BSMI)	CAB	APEC MRA 1	
Vietnam	Ministry of Communication (MIC)	CAB	APEC MRA 1	

EU MRA – European Union Mutual Recognition Agreement.

NB – Notified Body

APEC MRA – Asia Pacific Economic Community Mutual Recognition Agreement. Recognition agreement under which test lab is accredited to regulatory standards of the APEC member countries.

Phase I - recognition for product testing

Phase II – recognition for both product testing and certification



**Title:** Radwin Ltd AP0158770 RF Wireless Module  
**To:** FCC 15.407 & Industry Canada RSS-247 Issue 1  
**Serial #:** RDWN39-U9c DFS Rev A  
**Issue Date:** 4<sup>th</sup> December 2015  
**Page:** 6 of 225

### 1.3. PRODUCT CERTIFICATION

MiCOM Labs, Inc. is an accredited Product Certification Body per the international standard ISO/IEC 17065:2012. The company is accredited by the American Association for Laboratory Accreditation (A2LA) [www.a2la.org](http://www.a2la.org) test laboratory number 2381.02. MiCOM Labs test schedule is available at the following URL; <http://www.a2la.org/scopepdf/2381-02.pdf>



United States of America – Telecommunication Certification Body (TCB)  
Industry Canada – Certification Body, CAB Identifier – US0159  
Europe – Notified Body (NB), NB Identifier - 2280  
Japan – Recognized Certification Body (RCB), RCB Identifier - 210

This test report may be reproduced in full only. The document may only be updated by MiCOM Labs personnel. All changes will be noted in the Document History section of the report.



**Title:** Radwin Ltd AP0158770 RF Wireless Module  
**To:** FCC 15.407 & Industry Canada RSS-247 Issue 1  
**Serial #:** RDWN39-U9c DFS Rev A  
**Issue Date:** 4<sup>th</sup> December 2015  
**Page:** 7 of 225

---

## 2. DOCUMENT HISTORY

Document History		
Revision	Date	Comments
Draft	2 <sup>nd</sup> December 2015	Added additional antenna AM0156430
Rev A	4 <sup>th</sup> December 2015	Second Release
This report was initially issued under RDWN34-PCA_3.2 U3c		
Rev B	28 <sup>th</sup> August 2015	Updated radar Type 5 signatures to prove compliance over the radar detection bandwidth, see Section 10.5.1.2 (page 83)
.		
.		
.		
.		

In the above table the latest report revision will replace all earlier versions.

---

This test report may be reproduced in full only. The document may only be updated by MiCOM Labs personnel. All changes will be noted in the Document History section of the report.



**Title:** Radwin Ltd AP0158770 RF Wireless Module  
**To:** FCC 15.407 & Industry Canada RSS-247 Issue 1  
**Serial #:** RDWN39-U9c DFS Rev A  
**Issue Date:** 4<sup>th</sup> December 2015  
**Page:** 8 of 225

### 3. TEST RESULT CERTIFICATE

<b>Manufacturer:</b> Radwin Ltd 27 Habarzel Street Tel Aviv 69710 Israel	<b>Tested By:</b> MiCOM Labs, Inc. 575 Boulder Court Pleasanton California 94566 USA
<b>Model:</b> AP0158770	<b>Telephone:</b> +1 925 462 0304 <b>Fax:</b> +1 925 462 0306
<b>Type Of Equipment:</b> 5 GHz Wireless Module	
<b>S/N's:</b> Prototype	
<b>Test Date(s):</b> 10 <sup>th</sup> – 14 <sup>th</sup> July + 11 <sup>th</sup> Nov 2015	<b>Website:</b> www.micomlabs.com

STANDARD(S)	TEST RESULTS
FCC CFR 47 Part 15 Subpart E 15.407 & RSS-247 (Limited to DFS Testing)	EQUIPMENT COMPLIES

MiCOM Labs, Inc. tested the equipment mentioned in accordance with the requirements set forth in the above standards. Test results indicate that the equipment tested is capable of demonstrating compliance with the requirements as documented within this report.

**Notes:**

1. This document reports conditions under which testing was conducted and the results of testing performed.
2. Details of test methods used have been recorded and kept on file by the laboratory.
3. Test results apply only to the item(s) tested.

**Approved & Released for MiCOM Labs, Inc. by:**



\_\_\_\_\_  
Graeme Grieve  
Quality Manager MiCOM Labs, Inc.

\_\_\_\_\_  
Gordon Hurst  
President & CEO MiCOM Labs, Inc.

This test report may be reproduced in full only. The document may only be updated by MiCOM Labs personnel. All changes will be noted in the Document History section of the report.





## 4. REFERENCES AND MEASUREMENT UNCERTAINTY

### 4.1. Normative References

REF.	PUBLICATION	YEAR	TITLE
I	KDB 662911	Oct 31 2013	Guidance for measurement of output emission of devices that employ single transmitter with multiple outputs or systems with multiple transmitters operating simultaneously in the same frequency band
II	KDB 905462 D07 v01	10th June 2015	Test guidance to demonstrate compliance for U-NII devices subject to DFS requirements.
III	KDB 926956 DO1 v01r02	17th October 2014	U-NII Device Transition Plan
IV	KDB 789033 D02 v01	6th June 2014	General UNII Test Procedures New Rules V01
V	A2LA	June 2015	R105 - Requirement's When Making Reference to A2LA Accreditation Status
VI	ANSI C63.10	2013	American National Standard for Testing Unlicensed Wireless Devices
VII	ANSI C63.4	2014	American National Standards for Methods of Measurement of Radio-Noise Emissions from Low-Voltage Electrical and Electronic Equipment in the Range of 9 kHz to 40 GHz
VIII	CISPR 22	2008	Information technology equipment - Radio disturbance characteristics - Limits and methods of measurement
IX	ETSI TR 100 028	2001-12	Parts 1 and 2 Electromagnetic compatibility and Radio Spectrum Matters (ERM); Uncertainties in the measurement of mobile radio equipment characteristics
X	FCC 06-96	Jun 3 2006	Memorandum Opinion and Order
XI	FCC 47 CFR Part 15.407	2014	Radio Frequency Devices; Subpart E –Unlicensed National Information Infrastructure Devices
XII	ICES-003	Issue 5 2012	Spectrum Management and Telecommunications; Interference-Causing Equipment Standard. Information Technology Equipment (ITE) – Limits and methods of measurement.
XIII	M 3003	Edition 3 Nov. 2012	Expression of Uncertainty and Confidence in Measurements
XIV	RSS-247, Issue 1	May 2015	Digital Transmission Systems (DTSs), Frequency Hopping Systems (FHSs) and Licence-Exempt Local Area Network (LE-LAN) Devices
XV	RSS-Gen, Issue 4	Nov 2014	General Requirements and Information for the Certification of Radiocommunication Equipment
XVI	KDB 644545 D03 v01	August 14th 2014	Guidance for IEEE 802.11ac New Rules
XVII	FCC 47 CFR Part 2.1033	2014	FCC requirements and rules regarding photographs and test setup diagrams.

This test report may be reproduced in full only. The document may only be updated by MiCOM Labs personnel. All changes will be noted in the Document History section of the report.



**Title:** Radwin Ltd AP0158770 RF Wireless Module  
**To:** FCC 15.407 & Industry Canada RSS-247 Issue 1  
**Serial #:** RDWN39-U9c DFS Rev A  
**Issue Date:** 4<sup>th</sup> December 2015  
**Page:** 10 of 225

---

#### **4.2. Test and Uncertainty Procedure**

Conducted and radiated emission measurements were conducted in accordance with American National Standards Institute ANSI C63.4, listed in the Normative References section of this report.

Measurement uncertainty figures are calculated in accordance with ETSI TR 100 028 Parts 1 and 2.

Measurement uncertainties stated are based on a standard uncertainty multiplied by a coverage factor  $k = 2$ , providing a level of confidence of approximately 95 % in accordance with UKAS document M 3003 listed in the Normative References section of this report.

---

This test report may be reproduced in full only. The document may only be updated by MiCOM Labs personnel. All changes will be noted in the Document History section of the report.



**Title:** Radwin Ltd AP0158770 RF Wireless Module  
**To:** FCC 15.407 & Industry Canada RSS-247 Issue 1  
**Serial #:** RDWN39-U9c DFS Rev A  
**Issue Date:** 4<sup>th</sup> December 2015  
**Page:** 11 of 225

## 5. PRODUCT DETAILS AND TEST CONFIGURATIONS

### 5.1. Technical Details

Details	Description
Purpose:	Test of the Radwin Ltd AP0158770 to FCC CFR 47 Part 15 Subpart E 15.407 and RSS-247 Radio Frequency Devices; Subpart E –Unlicensed National Information Infrastructure Devices
Applicant:	Radwin Ltd 27 Habarzel Street Tel Aviv 69710 Israel
Manufacturer:	As Applicant
Laboratory performing the tests:	MiCOM Labs, Inc. 575 Boulder Court Pleasanton California 94566 USA
Test report reference number:	RDWN39-U9c DFS
Date EUT received:	6 <sup>th</sup> July 2015
Standard(s) applied:	FCC CFR 47 Part 15 Subpart E 15.407 & RSS-247 Issue 1
Dates of test (from - to):	10 <sup>th</sup> – 14 <sup>th</sup> July 2015
No of Units Tested:	1
Type of Equipment:	5 GHz Wireless Module 2x2 Spatial Multiplexing MIMO configuration
Product Family Name:	5.x DPLUS RF Module
Model(s):	AP0158770
Location for use:	Outdoor
Declared Frequency Range(s):	5250 – 5350, 5470 - 5725 MHz;
Primary function of equipment:	Multipole MIMO PtP/PtMP Smart Antenna Outdoor Radio Device
Secondary function of equipment:	None Provided
Type of Modulation:	Per 802.11n/ac BPSK, QPSK, 16QAM, 64QAM, 256 QAM, OFDM
EUT Modes of Operation:	Bandwidths 5, 10, 20, 40, 80 MHz
Transmit/Receive Operation:	Time Division Duplex
Rated Input Voltage and Current:	POE 55Vdc 1A
Operating Temperature Range:	Declared Range -35°C to 60°C
ITU Emission Designator:	5 MHz 5M00W7W 10 MHz 10M0W7W 20 MHz 20M0W7W 40 MHz 40M0W7W 80 MHz 80M0W7W
Equipment Dimensions:	1.9" X 2.0" x 0.3"
Weight:	0.042 lb. (19g)
Hardware Rev:	Prototype
Software Rev:	Prototype

This test report may be reproduced in full only. The document may only be updated by MiCOM Labs personnel. All changes will be noted in the Document History section of the report.

## 5.2. Scope Of Test Program

### Radwin AP0158770 5 GHz Wireless Module

The scope of the test program was to test the Radwin AP0158770 configurations in the frequency ranges 5250 - 5350 MHz and 5470 - 5725 MHz for compliance against the following specification:

#### **FCC CFR 47 Part 15 Subpart E 15.407**

Radio Frequency Devices; Subpart E – Unlicensed National Information Infrastructure Devices

#### **Industry Canada RSS-247 Issue 1**

Digital Transmission Systems (DTSs), Frequency Hopping Systems (FHSs) and Licence-Exempt Local Area Network (LE-LAN) Devices

### Radwin AP0158770 5 GHz Wireless Module



---

This test report may be reproduced in full only. The document may only be updated by MiCOM Labs personnel. All changes will be noted in the Document History section of the report.



### 5.3. Equipment Model(s) and Serial Number(s)

Equipment Type	Equipment Description (Including Brand Name)	Mfr	Model No.	Serial No.
EUT	5 GHz Wireless Module	RADWIN Ltd	AP0158770	Prototype
Support	Laptop PC	DELL	LATITUDE D530	None

### 5.4. Antenna Details

Type	Manufacturer	Model	Family	Gain (dBi)	BF Gain	Dir BW	X-Pol	Frequency Band (MHz)
Integrated	RADWIN Ltd	MT0128930	Sector	11.0	-	120	Yes	5250 – 5350 5470 - 5725
external	RADWIN Ltd	RW-9061-5004	Sector	11.0	-	120	Yes	5250 – 5350 5470 - 5725
Integrated	RADWIN Ltd	AM0135060	Sector	12.0	-	95	Yes	5250 – 5350 5470 - 5725
external	RADWIN Ltd	RW-9061-5001	Sector	14.0	-	90	Yes	5250 – 5350 5470 - 5725
external	RADWIN Ltd	RW-9061-5002	Sector	15.5	-	60	Yes	5250 – 5350 5470 - 5725
Integrated	RADWIN Ltd	MT0125250	Sector	13.0	-	90	Yes	5250 – 5350 5470 - 5725
Integrated	RADWIN Ltd	AM0119960	Panel	16.0	-	35	Yes	5250 – 5350 5470 - 5725
Integrated	RADWIN Ltd	AM0111760	Panel (Pt-Pt)	16.5	-	35	Yes	5250 – 5350 5470 - 5725
external	RADWIN Ltd	RW-9612-5001	Panel	23.0	-	8	Yes	5250 – 5350 5470 - 5725
Integrated Smart Flat Panel	RADWIN Ltd	AM0156430	Panel	20.5	-	9.4	Yes	5250 – 5350 5470 - 5725
Integrated	RADWIN Ltd	MT0070760	Panel (Pt-Pt)	23.5	-	8	Yes	5250 – 5350 5470 - 5725
external	RADWIN Ltd	RW-9622-5001	Panel (Pt-Pt)	29.0	-	5	Yes	5250 – 5350 5470 - 5725
external	RADWIN Ltd	RW-9721-5158	Parabolic	28.0	-	5.5	Yes	5250 – 5350 5470 - 5725
external	RADWIN Ltd	RW-9732-4958	Parabolic (Pt-Pt)	32.0	-	4	Yes	5250 – 5350 5470 - 5725
external	RADWIN Ltd	RW-9401-5002	OMNI	12.5	-	50	Yes	5250 – 5350 5470 - 5725

BF Gain - Beamforming Gain  
Dir BW - Directional BeamWidth  
X-Pol - Cross Polarization

This test report may be reproduced in full only. The document may only be updated by MiCOM Labs personnel. All changes will be noted in the Document History section of the report.



**Title:** Radwin Ltd AP0158770 RF Wireless Module  
**To:** FCC 15.407 & Industry Canada RSS-247 Issue 1  
**Serial #:** RDWN39-U9c DFS Rev A  
**Issue Date:** 4<sup>th</sup> December 2015  
**Page:** 14 of 225

### 5.5. Cabling and I/O Ports

Port Type	Max Cable Length	# Of Ports	Screened	Conn Type	Data Type
Ethernet	100m	1	Y	RJ-45	Packet

### 6.5. Test Configurations

Results for the following configurations are provided in this report:

Operational Mode(s)	Data Rate with Highest Power	Channel Frequency (MHz)		
		Low	Mid	High
<b>5470 - 5725 MHz</b>				
5 MHz	QAM 64	5500	--	--
10 MHz	QAM 64	5500	--	--
20 MHz	QAM 64	5500	--	--
40 MHz	QAM 256	5500	--	--
80 MHz	QAM 256	5500	--	--

### 6.6. Equipment Modifications

The following modifications were required to bring the equipment into compliance:

1. NONE

### 6.7. Deviations from the Test Standard

The following deviations were required to bring the equipment into compliance:

1. NONE

---

This test report may be reproduced in full only. The document may only be updated by MiCOM Labs personnel. All changes will be noted in the Document History section of the report.



**Title:** Radwin Ltd AP0158770 RF Wireless Module  
**To:** FCC 15.407 & Industry Canada RSS-247 Issue 1  
**Serial #:** RDWN39-U9c DFS Rev A  
**Issue Date:** 4<sup>th</sup> December 2015  
**Page:** 15 of 225

---

## 7. TEST SUMMARY

### List of Measurements

Test Header	Result	Data Link
(h) Transmit Power Control (TPC) and Dynamic Frequency Selection (DFS)	-	-
(h)(2) Radar Detection Function of Dynamic Frequency Selection (DFS)	-	-
(h)(2)(ii) Channel Availability Check (CAC)	-	-
(a) Initial CAC	Complies	<a href="#">View Data</a>
(b) Beginning CAC	Complies	<a href="#">View Data</a>
(c) End CAC	Complies	<a href="#">View Data</a>
Probability of Detection	Complies	<a href="#">View Data</a>
Detection Bandwidth	Complies	<a href="#">View Data</a>
(h)(2)(iv) Non-Occupancy Period	Complies	<a href="#">View Data</a>
(h)(2)(iii) Channel Close / Transmission Time	Complies	<a href="#">View Data</a>

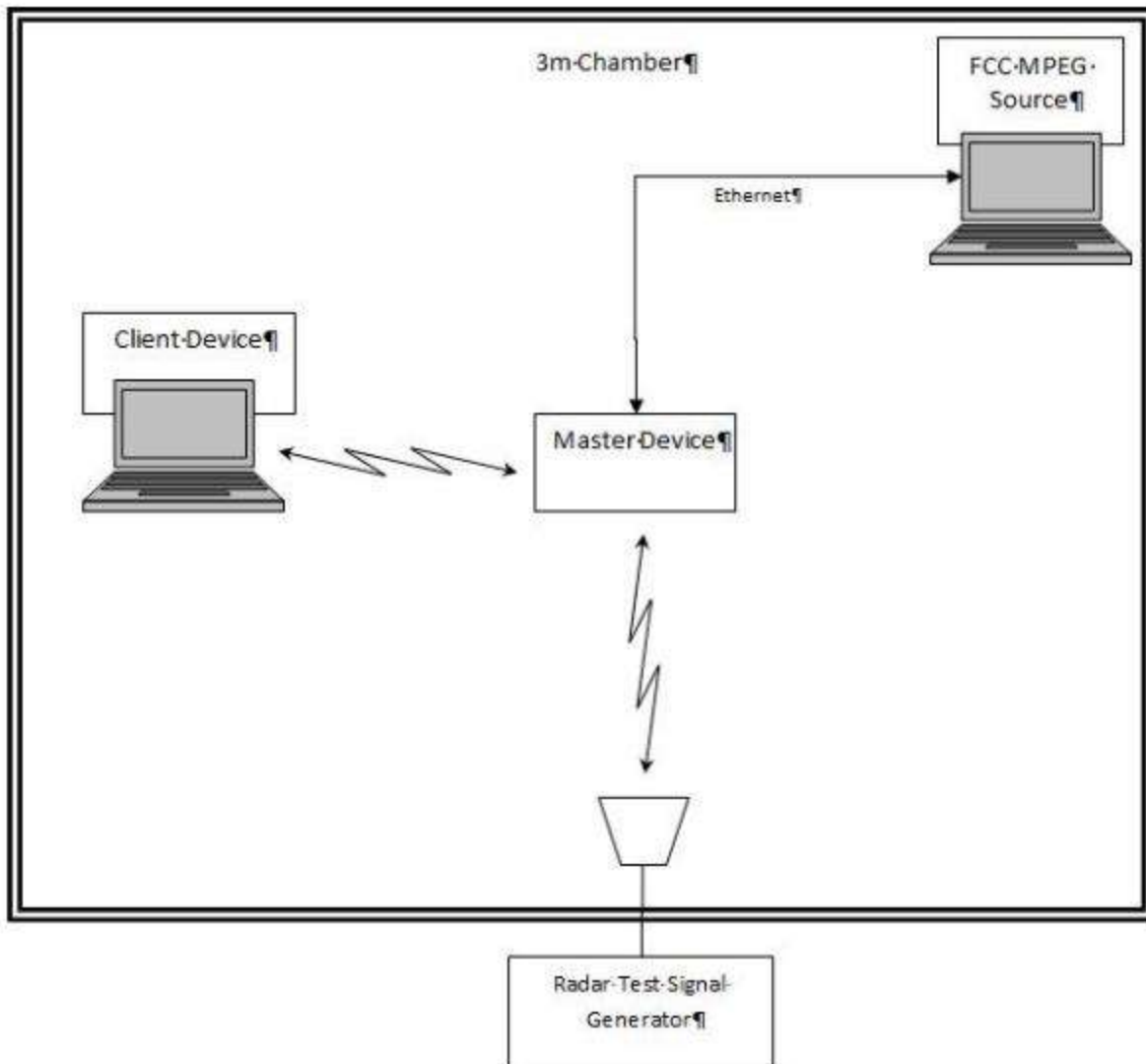
---

This test report may be reproduced in full only. The document may only be updated by MiCOM Labs personnel. All changes will be noted in the Document History section of the report.

## 8. TEST EQUIPMENT CONFIGURATION(S)

### 8.5. Radiated DFS Testing

Setup for Radiated DFS testing in 3 m chamber where the EUT is the Master device communicating with client device over the air. Radar Test Waveforms are injected from the Aeroflex PXI equipment and detected by the Master.



A full system calibration was performed on the test station and any resulting system losses (or gains) were taken into account in the production of all final measurement data.





**Title:** Radwin Ltd AP0158770 RF Wireless Module  
**To:** FCC 15.407 & Industry Canada RSS-247 Issue 1  
**Serial #:** RDWN39-U9c DFS Rev A  
**Issue Date:** 4<sup>th</sup> December 2015  
**Page:** 17 of 225

Asset#	Description	Manufacturer	Model#	Serial#	Calibration Due Date
71	Spectrum Analyzer 9 KHz - 50 GHz	HP	8565E	3425A00181	1 <sup>st</sup> Dec 2016
104	Antenna Horn 1-18GHz	Electro-Mechanics	3115	9205-3882	26 Jan 2016
117	Low Power Sensor - 70dBm to -20dBm 50 MHz - 50GHz	HP	8487D	3318A00371	17 Oct 2016
158	Barometer/Thermometer	Control Company	4196	E2846	04 Dec 2015
207	Semi-Anechoic Chamber, Radiated Immunity & DFS testing.	ETS Lingren	ETS/Lingren 25	SL12462	26 Jan 2016
223	Power Meter	HP	EPM-442A	US37480256	18 Oct 2015
299	Test Software DFS Test System	Aeroflex	DFS test Software	V2.4.0	Not Required
359	DFS System	Aeroflex	PXI-1042	300001/004	29 Dec 2015
417	Laptop for DFS with DFS software	Lenova	W520	DFS	Not Required
418	PCI-e interface card	National Instruments	Express 8360	174AAC5	Not Required
444	SMA Cable Assembly	ETS-Lindgren	RFC-NMS-100- SMS-256 IN	001	Cal when used
DFS PCIe#1	PCIe cable for Aeroflex	National Instruments	PCIe cable	None	Not Required

This test report may be reproduced in full only. The document may only be updated by MiCOM Labs personnel. All changes will be noted in the Document History section of the report.

## 8.6. DFS - Conducted

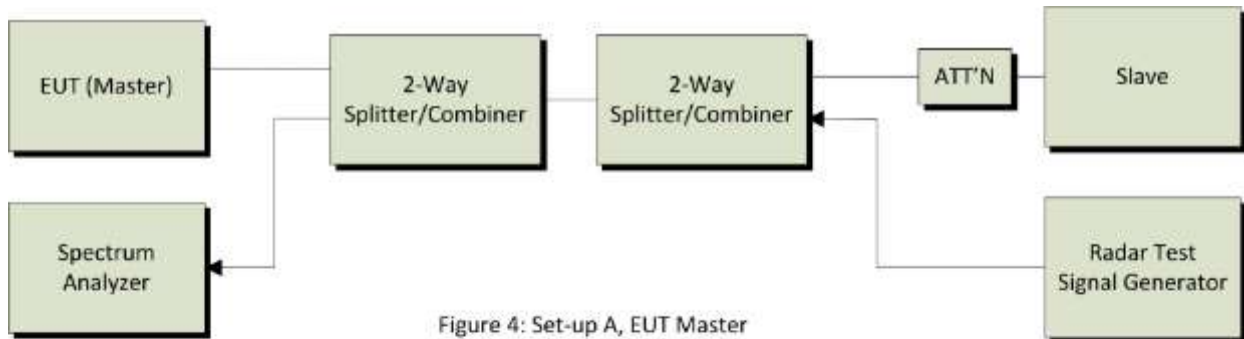


Figure 4: Set-up A, EUT Master

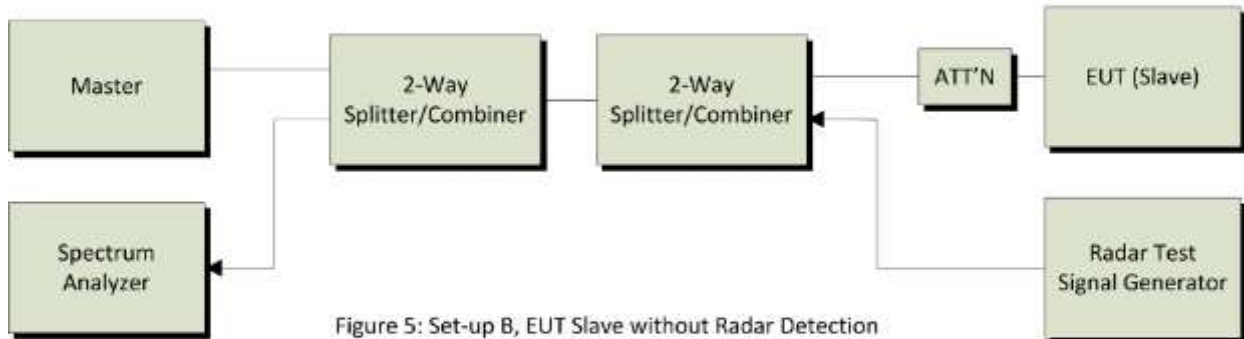


Figure 5: Set-up B, EUT Slave without Radar Detection

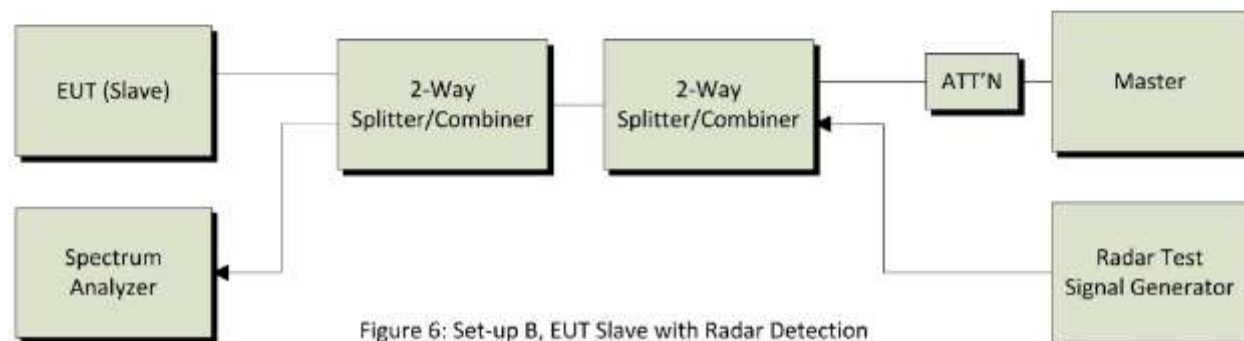


Figure 6: Set-up B, EUT Slave with Radar Detection

A full system calibration was performed on the test station and any resulting system losses (or gains) were taken into account in the production of all final measurement data.



**Title:** Radwin Ltd AP0158770 RF Wireless Module  
**To:** FCC 15.407 & Industry Canada RSS-247 Issue 1  
**Serial #:** RDWN39-U9c DFS Rev A  
**Issue Date:** 4<sup>th</sup> December 2015  
**Page:** 19 of 225

Asset#	Description	Manufacturer	Model#	Serial#	Calibration Due Date
71	Spectrum Analyser 9KHz-50GHz	HP	8565E	3425A00181	06 Aug 2015
158	Barometer/Thermometer	Control Company	4196	E2846	04 Dec 2015
299	Test Software DFS Test System	Aeroflex	DFS test Software	V2.4.0	Not Required
359	DFS System	Aeroflex	PXI-1042	300001/004	29 Dec 2015
417	Laptop for DFS with DFS software	Lenova	W520	DFS	Not Required
418	PCI-e interface card	National Instruments	Express 8360	174AAC5	Not Required
422	Splitter/Combiner	Pasternack	PE 2031	001	Cal when used
DFS PCIe#1	PCIe cable for Aeroflex	National Instruments	PCIe cable	None	Not Required
DFS SMA#1	SMA Cable for DFS	Megaphase	SMA Cable	None	Cal when used
DFS SMA#2	SMA Cable for DFS	Megaphase	SMA Cable	None	Cal when used
DFS SMA#3	SMA Cable for DFS	Megaphase	SMA Cable	None	Cal when used
DFS SMA#4	SMA Cable for DFS	Megaphase	SMA Cable	None	Cal when used

This test report may be reproduced in full only. The document may only be updated by MiCOM Labs personnel. All changes will be noted in the Document History section of the report.



## 9. TEST METHODOLOGY

### 9.5. Dynamic Frequency Selection (DFS) Overview

A U-NII network will employ a DFS function to detect signals from radar systems and to avoid co-channel operation with these systems. This applies to the 5250-5350 MHz and/or 5470-5725 MHz bands. Within the context of the operation of the DFS function, a U-NII device will operate in either Master Mode or Client Mode. U-NII devices operating in Client Mode can only operate in a network controlled by a U-NII device operating in Master Mode. The following tables summarize the requirements.

Requirement	Master Device or Client with Radar Detection	Client without Radar Detection
	Operational Mode	
DFS Detection Threshold	Yes	Not Required
Channel Closing Transmission Time	Yes	Yes
Channel Move Time	Yes	Yes
U-NII Detection Bandwidth	Yes	Not Required

Additional requirements for devices with multiple bandwidth modes	Master Device or Client with Radar Detection	Client without Radar Detection
U-NII Detection Bandwidth and Statistical Performance Check	All BW modes must be tested	Not required
Channel Move Time and Channel Closing Transmission Time	Test using widest BW mode available	Test using the widest BW mode available for the link
All other tests	Any single BW mode	Not required

**NOTE:** Frequencies selected for statistical performance check should include several frequencies within the radar detection bandwidth and frequencies near the edge of the radar detection bandwidth. For 802.11 devices it is suggested to select frequencies in each of the bonded 20 MHz channels and the channel center frequency.



**Title:** Radwin Ltd AP0158770 RF Wireless Module  
**To:** FCC 15.407 & Industry Canada RSS-247 Issue 1  
**Serial #:** RDWN39-U9c DFS Rev A  
**Issue Date:** 4<sup>th</sup> December 2015  
**Page:** 21 of 225

---

The operational behavior and individual DFS requirements associated with these modes are as follows:

#### **9.5.1. Master Devices**

- a) The Master Device will use DFS in order to detect Radar Waveforms with received signal strength above the DFS Detection Threshold in the 5250 – 5350 MHz and 5470 – 5725 MHz bands. DFS is not required in the 5150 – 5250 MHz or 5725 – 5850 MHz bands.
- b) Before initiating a network on a Channel, the Master Device will perform a Channel Availability Check for a specified time duration (Channel Availability Check Time) to ensure that there is no radar system operating on the Channel, using DFS described under subsection a) above.
- c) The Master Device initiates a U-NII network by transmitting control signals that will enable other U-NII devices to Associate with the Master Device.
- d) During normal operation, the Master Device will monitor the Channel (In-Service Monitoring) to ensure that there is no radar system operating on the Channel, using DFS described under a).
- e) If the Master Device has detected a Radar Waveform during In-Service Monitoring as described under d), the Operating Channel of the U-NII network is no longer an Available Channel. The Master Device will instruct all associated Client Device(s) to stop transmitting on this Channel within the Channel Move Time. The transmissions during the Channel Move Time will be limited to the Channel Closing Transmission Time.
- f) Once the Master Device has detected a Radar Waveform it will not utilize the Channel for the duration of the Non-Occupancy Period.
- g) If the Master Device delegates the In-Service Monitoring to a Client Device, then the combination will be tested to the requirements described under d) through f) above.

#### **9.5.2. Client Devices**

- a) A Client Device will not transmit before having received appropriate control signals from a Master Device.
- b) A Client Device will stop all its transmissions whenever instructed by a Master Device to which it is associated and will meet the Channel Move Time and Channel Closing Transmission Time requirements. The Client Device will not resume any transmissions until it has again received control signals from a Master Device.
- c) If a Client Device is performing In-Service Monitoring and detects a Radar Waveform above the DFS Detection Threshold, it will inform the Master Device. This is equivalent to the Master Device detecting the Radar Waveform and d) through f) of section 5.1.1 apply.
- d) Irrespective of Client Device or Master Device detection the Channel Move Time and Channel Closing Transmission Time requirements remain the same.
- e) The client test frequency must be monitored to ensure no transmission of any type has occurred for 30 minutes. Note: If the client moves with the master, the device is considered compliant if nothing appears in the client non-occupancy period test. For devices that shutdown (rather than

---

This test report may be reproduced in full only. The document may only be updated by MiCOM Labs personnel. All changes will be noted in the Document History section of the report.



moving channels), no beacons should appear.

## 9.6. DFS Detection Thresholds

The table below provides the DFS Detection Thresholds for Master Devices as well as Client Devices incorporating In-Service Monitoring.

### DFS Detection Thresholds for Master Devices and Client Devices with Radar Detection

Maximum Transmit Power	Value (see Notes 1, 2 and 3)
EIRP $\geq$ 200 milliwatt	-64 dBm
EIRP < 200 milliwatt and power density <10 dBm/MHz	-62 dBm
EIRP < 200 milliwatt that do not meet the power spectral density requirement	-64 dBm

**NOTE 1:** This is the level at the input of the receiver assuming a 0 dBi receive antenna

**NOTE 2:** Throughout these test procedures an additional 1 dB has been added to the amplitude of the test transmission waveforms to account for variations in measurement equipment. This will ensure that the test signal is at or above the detection threshold level to trigger a DFS response.

**NOTE 3:** EIRP is based on the highest antenna gain. For MIMO devices refer to KDB Publication 662911 D01.

## 9.7. Response Requirements

The following table provides the response requirements for Master and Client Devices incorporating DFS.

### DFS Response Requirement Values

Parameter	Value
Non-Occupancy Period	Minimum 30 minutes
Channel Availability Check Time	60 seconds
Channel Move Time	10 seconds, see NOTE 1
Channel Closing Transmission Time	200 milliseconds + an aggregate of 60 milliseconds over remaining 10 second period, see NOTES 1 and 2
U-NII Detection Bandwidth	Minimum 100% of the U-NII 99% transmission power bandwidth, see NOTE 3

**NOTE 1:** Channel Move Time and the Channel Closing Transmission Time should be performed with Radar Type 0. The measurement timing begins at the end of the Radar Type 0 burst.

**NOTE 2:** The Channel Closing Transmission Time is comprised of 200 milliseconds starting at the beginning of the Channel Move Time plus any additional intermittent control signals required to facilitate a Channel move (an aggregate of 60 milliseconds) during the remainder of the 10 second period. The aggregate duration of control signals will not count quiet periods in between transmissions.



**Title:** Radwin Ltd AP0158770 RF Wireless Module  
**To:** FCC 15.407 & Industry Canada RSS-247 Issue 1  
**Serial #:** RDWN39-U9c DFS Rev A  
**Issue Date:** 4<sup>th</sup> December 2015  
**Page:** 23 of 225

---

**NOTE 3:** During the U-NII Detection Bandwidth detection test, radar type 0 should be used. For each frequency step the minimum percentage of detection is 90 percent. Measurements are performed with no data traffic.

---

This test report may be reproduced in full only. The document may only be updated by MiCOM Labs personnel. All changes will be noted in the Document History section of the report.



## 9.8. Radar Test Waveforms

This section provides the parameters for required test waveforms, minimum percentage of successful detections, and the minimum number of trials that must be used for determining DFS conformance. Step intervals of 0.1 microsecond for Pulse Width, 1 microsecond for PRI, 1 MHz for chirp width and 1 for the number of pulses will be utilized for the random determination of specific test waveforms.

### 9.8.1. Short Radar Pulses

#### Short Pulse Radar Test Waveforms

Radar Type	Pulse Width (μS)	PRI (μS)	Number of Pulses	Minimum Percentage of Successful Detection	Minimum Number of Trials
0	1	1428	18	See Note 1	See Note 1
1	1	Test A: 15 unique PRI values randomly selected from the list of 23 PRI values in Table 5a	Roundup $\left( \frac{1}{360} \cdot \frac{19 \cdot 10^6}{\text{PRI}_{\mu\text{sec}}} \right)$	60%	30
		Test B: 15 unique PRI values randomly selected in the range 518-3066 μS, with a minimum increment of 1 μS, excluding PRI values selected in Test A			
2	1-5	150-230	23-29	60%	30
3	6-10	200-500	16-18	60%	30
4	11-20	200-500	12-16	60%	30
Aggregate (Radar Types 1-4)				80%	120

Note 1: Short Radar Pulse Type 0 should be used for the Detection Bandwidth test, Channel Move Time and Channel Closing Time tests

A minimum of 30 unique waveforms are required for each of the Short Pulse Radar Types 2 through 4. If more than 30 waveforms are used for Short Pulse Radar Types 2 through 4, then each additional waveform must also be unique and not repeated from the previous waveforms. If more than 30 waveforms are used for Short Pulse Radar Type 1, then each additional waveform is generated with Test B and must also be unique and not repeated from the previous waveforms in Tests A or B.





### 9.8.2. Long Radar Pulse Test

#### Long Pulse Radar Test Waveforms

Radars Type	Pulse Width (µsec)	Chirp Width (MHz)	PRI (µsec)	Number of Pulses per Burst	Number of Bursts	Minimum Percentage of Successful Detection	Minimum Trials
5	50-100	5-20	1000-2000	1-3	8-20	80%	30

The parameters for this waveform are randomly chosen. Thirty unique waveforms are required for the Long Pulse radar test signal. If more than 30 waveforms are used for the Long Pulse radar test signal, then each additional waveform must also be unique and not repeated from the previous waveforms.

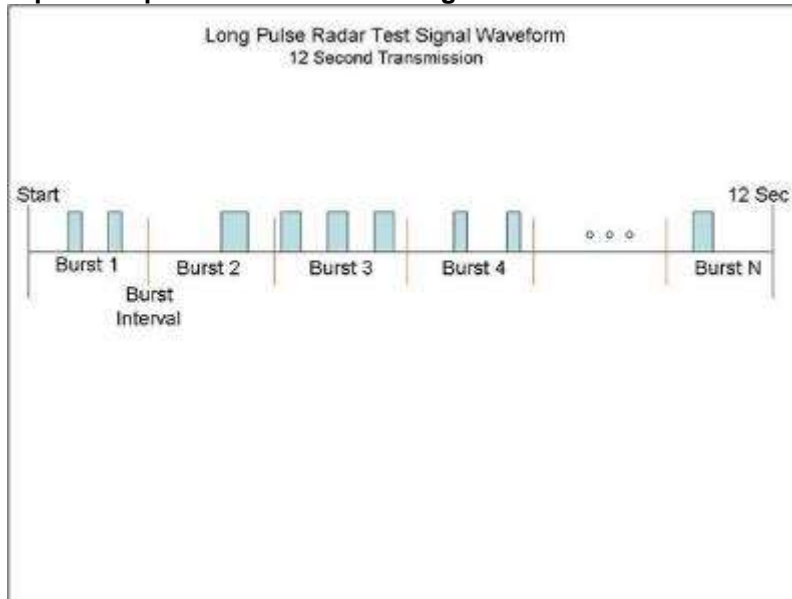
Each waveform is defined as follows:

1. The transmission period for the Long Pulse Radar test signal is 12 seconds.
2. There are a total of 8 to 20 Bursts in the 12 second period, with the number of Bursts being randomly chosen. This number is Burst Count.
3. Each Burst consists of 1 to 3 pulses, with the number of pulses being randomly chosen. Each Burst within the 12 second sequence may have a different number of pulses.
4. The pulse width is between 50 and 100 microseconds, with the pulse width being randomly chosen. Each pulse within a Burst will have the same pulse width. Pulses in different Bursts may have different pulse widths.
5. Each pulse has a linear FM chirp between 5 and 20 MHz, with the chirp width being randomly chosen. Each pulse within a Burst will have the same chirp width. Pulses in different Bursts may have different chirp widths. The chirp is centered on the pulse. For example, with a radar frequency of 5300 MHz and a 20 MHz chirped signal, the chirp starts at 5290 MHz and ends at 5310 MHz.
6. If more than one pulse is present in a Burst, the time between the pulses will be between 1000 and 2000 microseconds, with the time being randomly chosen. If three pulses are present in a Burst, the time between the first and second pulses is chosen independently of the time between the second and third pulses.
7. The 12 second transmission period is divided into even intervals. The number of intervals is equal to Burst\_Count. Each interval is of length  $(12,000,000 / \text{Burst\_Count})$  microseconds. Each interval contains one Burst. The start time for the Burst, relative to the beginning of the interval, is between 1 and  $[(12,000,000 / \text{Burst\_Count}) - (\text{Total Burst Length}) + (\text{One Random PRI Interval})]$  microseconds, with the start time being randomly chosen. The step interval for the start time is 1 microsecond. The start time for each Burst is chosen independently.

**A representative example of a Long Pulse radar test waveform:**

1. The total test signal length is 12 seconds.
2. 8 Bursts are randomly generated for the Burst\_Count
3. Burst 1 has 2 randomly generated pulses.
4. The pulse width (for both pulses) is randomly selected to be 75 microseconds.
5. The PRI is randomly selected to be at 1213 microseconds.
6. Bursts 2 through 8 are generated using steps 3 – 5.
7. Each Burst is contained in even intervals of 1,500,000 microseconds. The starting location for Pulse 1, Burst 1 is randomly generated (1 to 1,500,000 minus the total Burst 1 length + 1 random PRI interval) at the 325,001 microsecond step. Bursts 2 through 8 randomly fall in successive 1,500,000 microsecond intervals (i.e. Burst 2 falls in the 1,500,001 – 3,000,000 microsecond range).

**Graphical representation of the Long Pulse Radar Test Waveform.**



---

This test report may be reproduced in full only. The document may only be updated by MiCOM Labs personnel. All changes will be noted in the Document History section of the report.



### 9.8.3. Frequency Hopping Radar Test Waveform

Radar Type	Pulse Width (µsec)	PRI (µsec)	Pulses per Hop	Hopping Rate (kHz)	Hopping Sequence Length (msec)	Minimum Percentage of Successful Detection	Minimum Trials
6	1	333	9	.333	300	70%	30

For the Frequency Hopping Radar Type, the same Burst parameters are used for each waveform. The hopping sequence is different for each waveform and a 100-length segment is selected from the hopping sequence defined by the following algorithm:

The first frequency in a hopping sequence is selected randomly from the group of 475 integer frequencies from 5250 – 5724 MHz. Next, the frequency that was just chosen is removed from the group and a frequency is randomly selected from the remaining 474 frequencies in the group. This process continues until all 475 frequencies are chosen for the set. For selection of a random frequency, the frequencies remaining within the group are always treated as equally likely.

### 9.9. Radar Waveform Calibration

The following equipment setup was used to calibrate the Radar Waveform. A spectrum analyzer was used to establish the test signal level for each radar type. During this process there were no transmissions by either the Master or Client Device. The spectrum analyzer was switched to the zero span (Time Domain) mode at the frequency of the Radar Waveform generator. Peak detection was utilized. The spectrum analyzer resolution bandwidth (RBW) and video bandwidth (VBW) were set to 3 MHz.

The signal generator amplitude was set so that the power level measured at the spectrum analyzer was equal to the DFS detection threshold +1dB (Ref Section 9.2).



**Title:** Radwin Ltd AP0158770 RF Wireless Module  
**To:** FCC 15.407 & Industry Canada RSS-247 Issue 1  
**Serial #:** RDWN39-U9c DFS Rev A  
**Issue Date:** 4<sup>th</sup> December 2015  
**Page:** 28 of 225

---

### **9.10. Test Program Details**

**EUT Type:** Master with radar detection

**Frequency band(s):** 5,250 - 5,350 MHz and 5,470 – 5,725 MHz

**Uniform Loading:** For the above frequency band(s) the manufacturer declared that the device provides an aggregate uniform loading of the spectrum across all devices by selecting an operating channel among the available channels using a random algorithm.

**Test Environment:** Conducted

**Antenna Gain used for Testing:** 11 dBi

**DFS Receive Signal Strength:**  $-64 \text{ dBm} + \text{antenna gain} + 1 = -64 + 11 + 1 = -52 \text{ dBm}$

#### **Radio parameters**

Transmit Power: Maximum

Data Rate: QAM64

Duty Cycle: 35%

**Number of Antenna Chains:** 2

#### **Test Communication Throughput Methodology**

The requisite MPEG video file ("TestFile.mpg" available on the NTIA website at the following link <http://ntiacsd.ntia.doc.gov/dfs/>) is used during this video stream.

**EUT Software Version:** Prototype

**EUT Build number:** Prototype

#### **Test Environmental Conditions - Ambient:**

Temperature: 17 to 23 °C

Relative humidity: 31 to 57%

Pressure: 999 to 1012 mbar

---

This test report may be reproduced in full only. The document may only be updated by MiCOM Labs personnel. All changes will be noted in the Document History section of the report.



**Title:** Radwin Ltd AP0158770 RF Wireless Module  
**To:** FCC 15.407 & Industry Canada RSS-247 Issue 1  
**Serial #:** RDWN39-U9c DFS Rev A  
**Issue Date:** 4<sup>th</sup> December 2015  
**Page:** 29 of 225

---

## **10. TEST RESULTS**

### **10.5. Transmit Power Control (TPC) and Dynamic Frequency Selection (DFS)**

#### **10.5.1. Radar Detection Function of Dynamic Frequency Selection (DFS)**

##### **10.5.1.1. Channel Availability Check (CAC)**

###### **10.5.1.1.1. Power-On CAC**

This test verifies that the EUT does not emit pulse, control, or data signals on the test Channel until the power-up sequence has been completed and the U-NII device checks for Radar Waveforms for one minute on the test Channel. This test does not use any Radar Waveforms.

The EUT is instructed to power up at the appropriate center frequency. The spectrum analyzer is set on zero span with a 1 MHz resolution bandwidth and 260 second sweep time to monitor the RF output of the EUT during power up. The analyzer's sweep will be started the same time power is applied to the U-NII device.

The EUT should not transmit any pulse or data transmissions until at least 1 minute after the completion of the power-on cycle.

The first red vertical line shown on the following plot denotes the instant when the EUT starts its power-up sequence i.e. T<sub>0</sub> (as defined within the FCC's KDB 905462 D02 Section 4.1). The power-up reference T<sub>0</sub> is determined by the time it takes for the EUT to start "beaconing" i.e. Power-On beacon – 60 secs = end of power-up.

The Channel Availability Check Time commences at instant T<sub>0</sub> and will end no sooner than T<sub>0</sub> + 60 seconds. T<sub>0</sub> + 60 is indicated on the plot by the second vertical line.

---

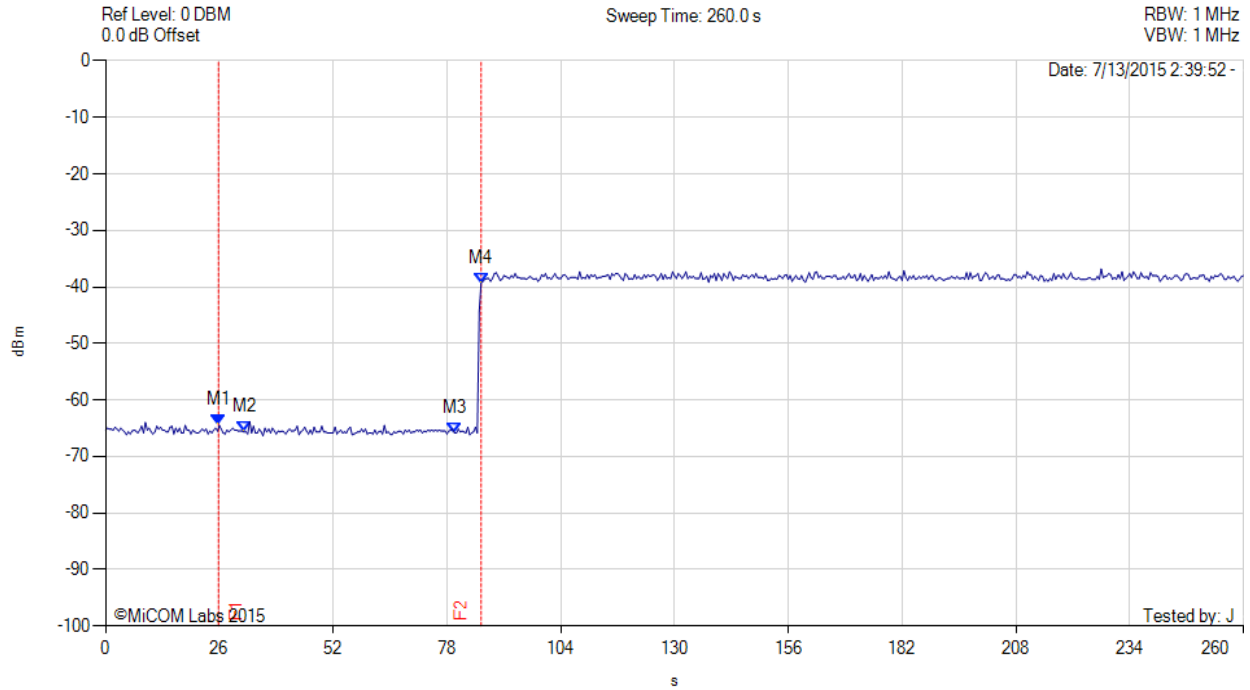
This test report may be reproduced in full only. The document may only be updated by MiCOM Labs personnel. All changes will be noted in the Document History section of the report.



**POWER-ON CAC**



Variant: 5 MHz, Channel: 5500.00 MHz, Data Rate: QAM64, Duty Cycle : 35.00%, Antenna Gain: 11.00 dBi



Analyser Setup	Marker:Time:Amplitude	Test Results
Detector = POS Sweep Count = View RF Atten (dB) = 10 Trace Mode = 0	M1(5500.00 MHz) : 25.800 s : -64.500 dBm M2(5500.00 MHz) : 31.800 s : -65.660 dBm M3(5500.00 MHz) : 79.800 s : -65.830 dBm M4(5500.00 MHz) : 85.800 s : -39.330 dBm	Channel Frequency: 5500.00 MHz

This test report may be reproduced in full only. The document may only be updated by MiCOM Labs personnel. All changes will be noted in the Document History section of the report.

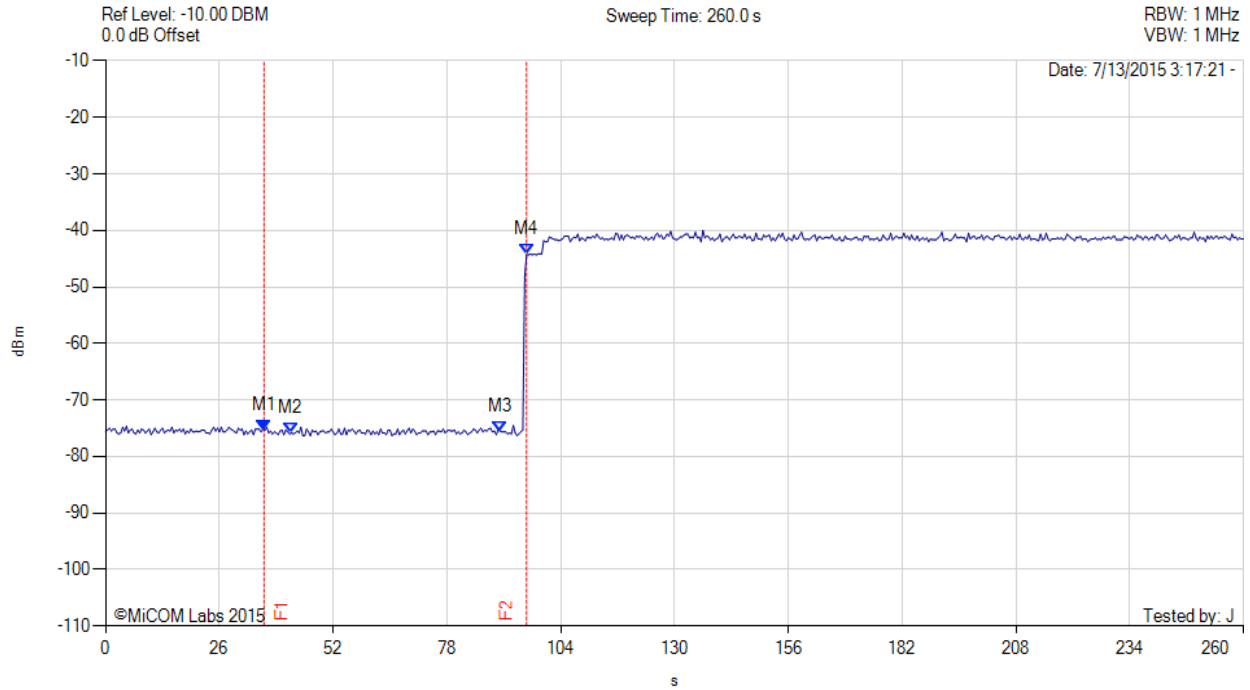


**Title:** Radwin Ltd AP0158770 RF Wireless Module  
**To:** FCC 15.407 & Industry Canada RSS-247 Issue 1  
**Serial #:** RDWN39-U9c DFS Rev A  
**Issue Date:** 4<sup>th</sup> December 2015  
**Page:** 31 of 225



**POWER-ON CAC**

Variant: 10 MHz, Channel: 5500.00 MHz, Data Rate: QAM64, Duty Cycle : 35.00%, Antenna Gain: 11.00 dBi



Analyser Setup	Marker:Time:Amplitude	Test Results
Detector = POS Sweep Count = View RF Atten (dB) = 0 Trace Mode = 0	M1(5500.00 MHz) : 36.200 s : -75.330 dBm M2(5500.00 MHz) : 42.200 s : -75.830 dBm M3(5500.00 MHz) : 90.200 s : -75.660 dBm M4(5500.00 MHz) : 96.200 s : -44.330 dBm	Channel Frequency: 5500.00 MHz

This test report may be reproduced in full only. The document may only be updated by MiCOM Labs personnel. All changes will be noted in the Document History section of the report.

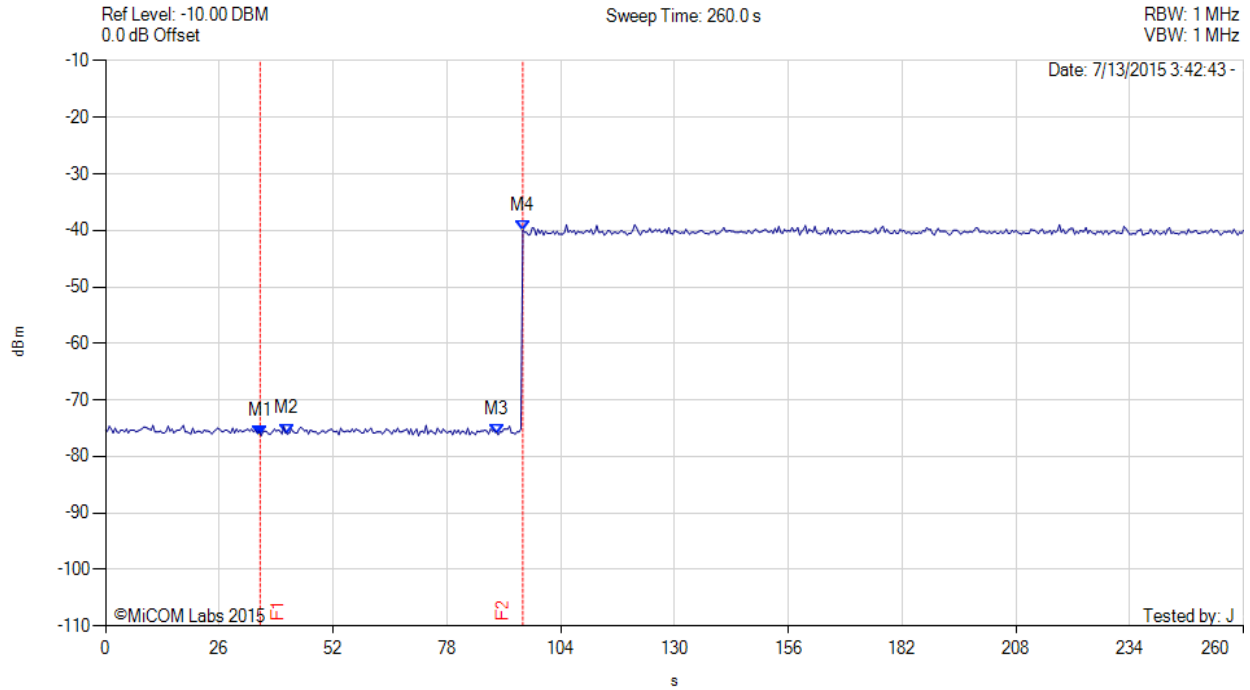


**Title:** Radwin Ltd AP0158770 RF Wireless Module  
**To:** FCC 15.407 & Industry Canada RSS-247 Issue 1  
**Serial #:** RDWN39-U9c DFS Rev A  
**Issue Date:** 4<sup>th</sup> December 2015  
**Page:** 32 of 225



**POWER-ON CAC**

Variant: 20 MHz, Channel: 5500.00 MHz, Data Rate: QAM64, Duty Cycle : 35.00%, Antenna Gain: 11.00 dBi



Analyser Setup	Marker:Time:Amplitude	Test Results
Detector = POS Sweep Count = View RF Atten (dB) = 0 Trace Mode = 0	M1(5500.00 MHz) : 35.330 s : -76.330 dBm M2(5500.00 MHz) : 41.330 s : -76.000 dBm M3(5500.00 MHz) : 89.330 s : -76.160 dBm M4(5500.00 MHz) : 95.330 s : -40.000 dBm	Channel Frequency: 5500.00 MHz

This test report may be reproduced in full only. The document may only be updated by MiCOM Labs personnel. All changes will be noted in the Document History section of the report.



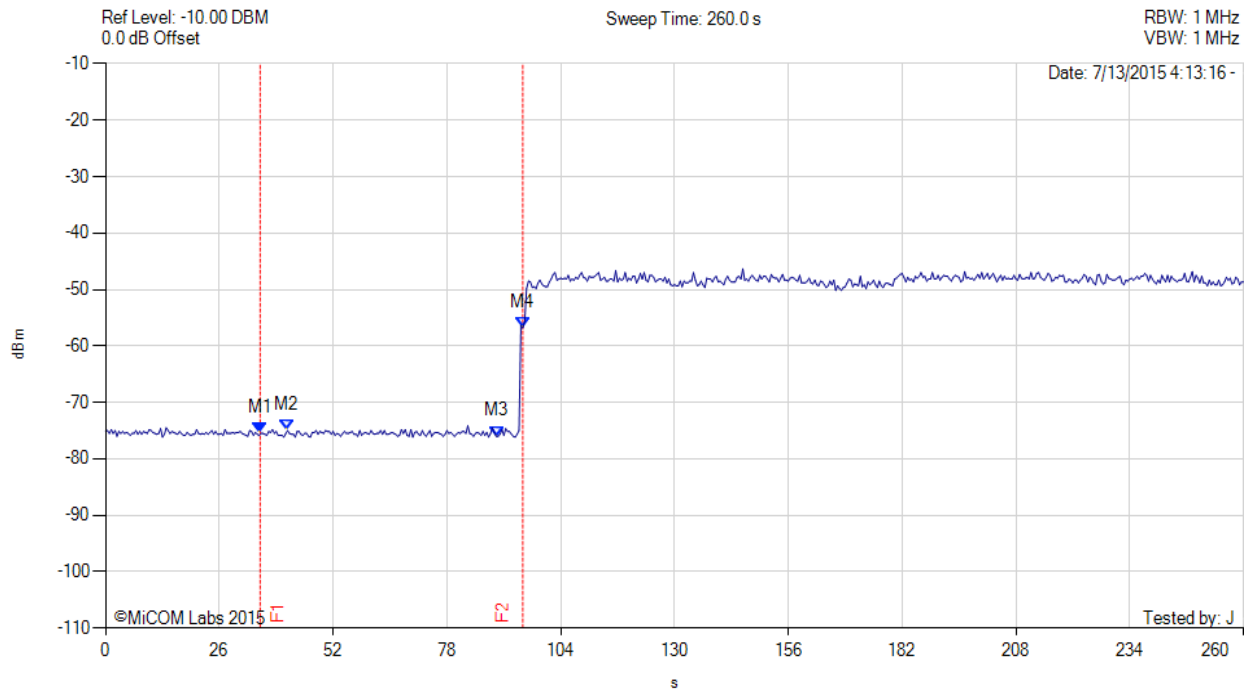


**Title:** Radwin Ltd AP0158770 RF Wireless Module  
**To:** FCC 15.407 & Industry Canada RSS-247 Issue 1  
**Serial #:** RDWN39-U9c DFS Rev A  
**Issue Date:** 4<sup>th</sup> December 2015  
**Page:** 33 of 225



**POWER-ON CAC**

Variant: 40 MHz, Channel: 5500.00 MHz, Data Rate: QAM 256, Duty Cycle : 35.00%, Antenna Gain: 11.00 dBi



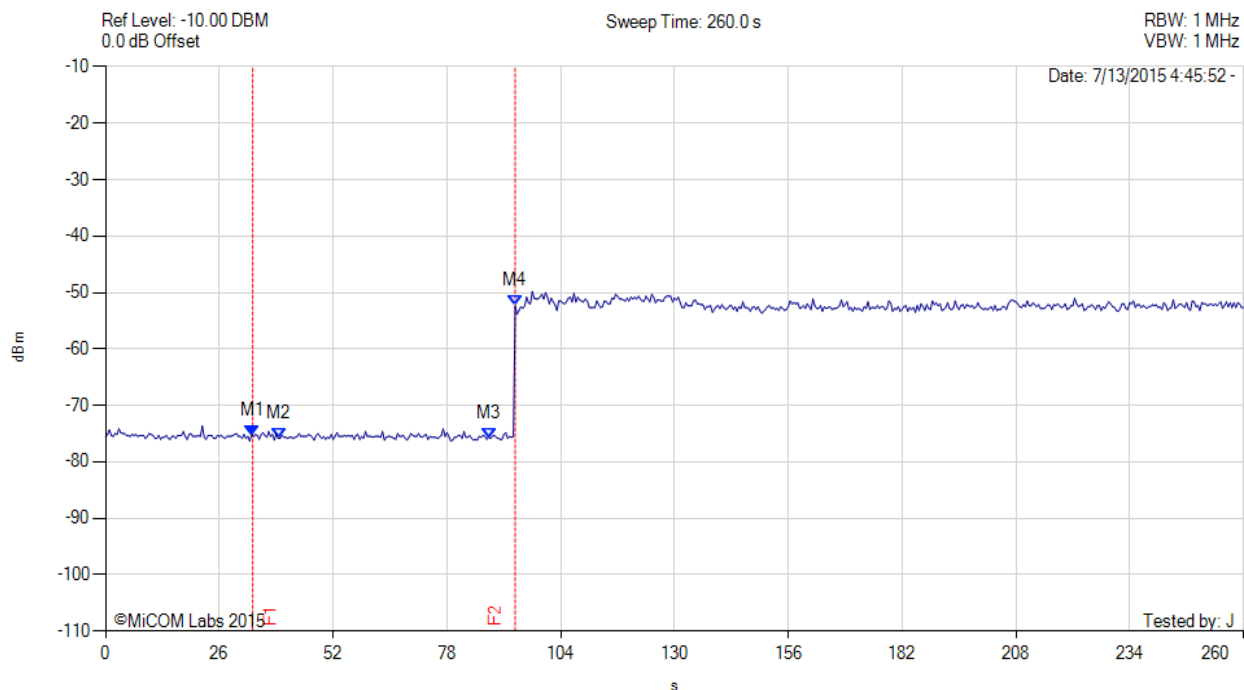
Analyser Setup	Marker:Time:Amplitude	Test Results
Detector = POS Sweep Count = View RF Atten (dB) = 0 Trace Mode = 0	M1(5500.00 MHz) : 35.330 s : -75.500 dBm M2(5500.00 MHz) : 41.330 s : -75.000 dBm M3(5500.00 MHz) : 89.330 s : -76.000 dBm M4(5500.00 MHz) : 95.330 s : -56.830 dBm	Channel Frequency: 5500.00 MHz

This test report may be reproduced in full only. The document may only be updated by MiCOM Labs personnel. All changes will be noted in the Document History section of the report.



**POWER-ON CAC**

Variant: 80 MHz, Channel: 5500.00 MHz, Data Rate: QAM 256, Duty Cycle : 35.00%, Antenna Gain: 11.00 dBi



Analyser Setup	Marker:Time:Amplitude	Test Results
Detector = POS Sweep Count = View RF Atten (dB) = 0 Trace Mode = 0	M1(5500.00 MHz) : 33.600 s : -75.500 dBm M2(5500.00 MHz) : 39.600 s : -75.830 dBm M3(5500.00 MHz) : 87.600 s : -75.830 dBm M4(5500.00 MHz) : 93.600 s : -52.330 dBm	Channel Frequency: 5500.00 MHz

This test report may be reproduced in full only. The document may only be updated by MiCOM Labs personnel. All changes will be noted in the Document History section of the report.



**Title:** Radwin Ltd AP0158770 RF Wireless Module  
**To:** FCC 15.407 & Industry Canada RSS-247 Issue 1  
**Serial #:** RDWN39-U9c DFS Rev A  
**Issue Date:** 4<sup>th</sup> December 2015  
**Page:** 35 of 225

---

#### 10.5.1.1.2. Beginning CAC

The steps below define the procedure to verify successful radar detection on the selected Channel during a period equal to the Channel Availability Check Time and avoidance of operation on that Channel when a radar Burst with a level equal to the DFS Detection Threshold +1dB (Ref Section 9.2) occurs at the beginning of the Channel Availability Check Time.

A single Burst of short pulse of radar Type 1 will commence within a 6 second window starting at T0 (first red vertical marker line on the plot).

Visual indication on the EUT of successful detection of the radar Burst is recorded and reported. Observation of emissions at the appropriate center frequency will continue for 2.5 minutes after the radar burst has been generated.

T0 + 60 is indicated on the plot by the second vertical line.

---

This test report may be reproduced in full only. The document may only be updated by MiCOM Labs personnel. All changes will be noted in the Document History section of the report.

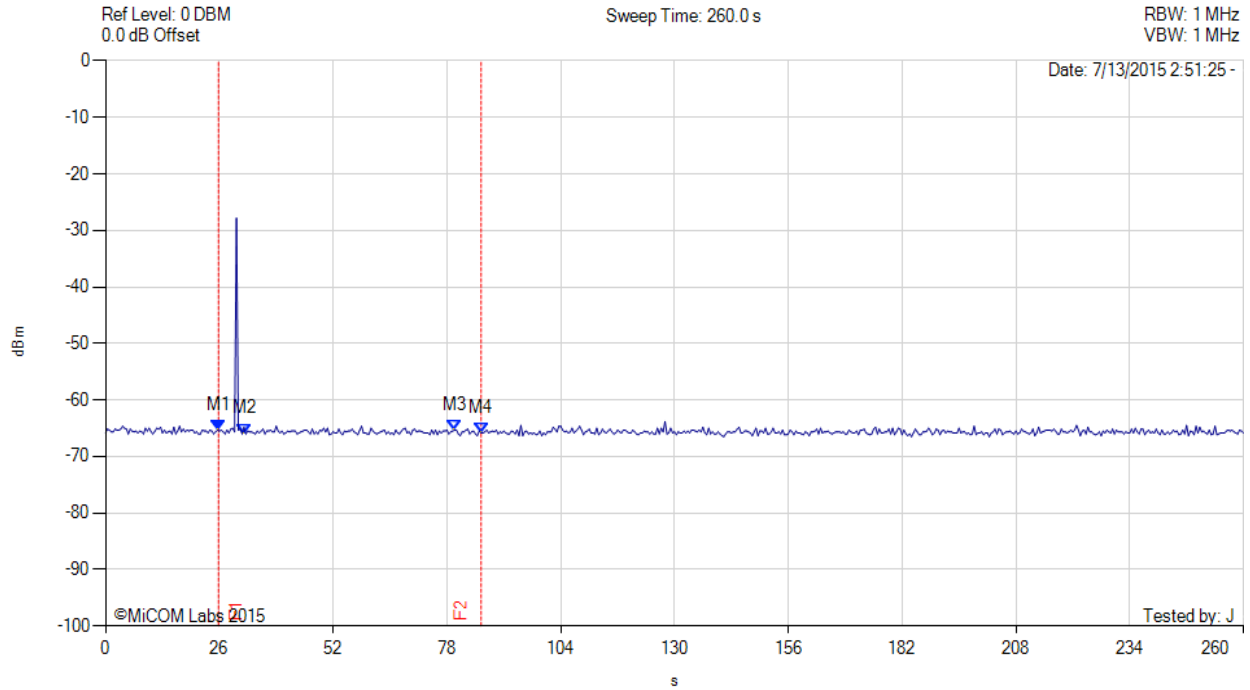


**Title:** Radwin Ltd AP0158770 RF Wireless Module  
**To:** FCC 15.407 & Industry Canada RSS-247 Issue 1  
**Serial #:** RDWN39-U9c DFS Rev A  
**Issue Date:** 4<sup>th</sup> December 2015  
**Page:** 36 of 225

**BEGINNING CAC**



Variant: 5 MHz, Channel: 5500.00 MHz, Data Rate: QAM64, Duty Cycle : 35.00%, Antenna Gain: 11.00 dBi



Analyser Setup	Marker:Time:Amplitude	Test Results
Detector = POS Sweep Count = View RF Atten (dB) = 10 Trace Mode = 0	M1(5500.00 MHz) : 25.800 s : -65.500 dBm M2(5500.00 MHz) : 31.800 s : -66.000 dBm M3(5500.00 MHz) : 79.800 s : -65.330 dBm M4(5500.00 MHz) : 85.800 s : -65.830 dBm	Channel Frequency: 5500.00 MHz

This test report may be reproduced in full only. The document may only be updated by MiCOM Labs personnel. All changes will be noted in the Document History section of the report.

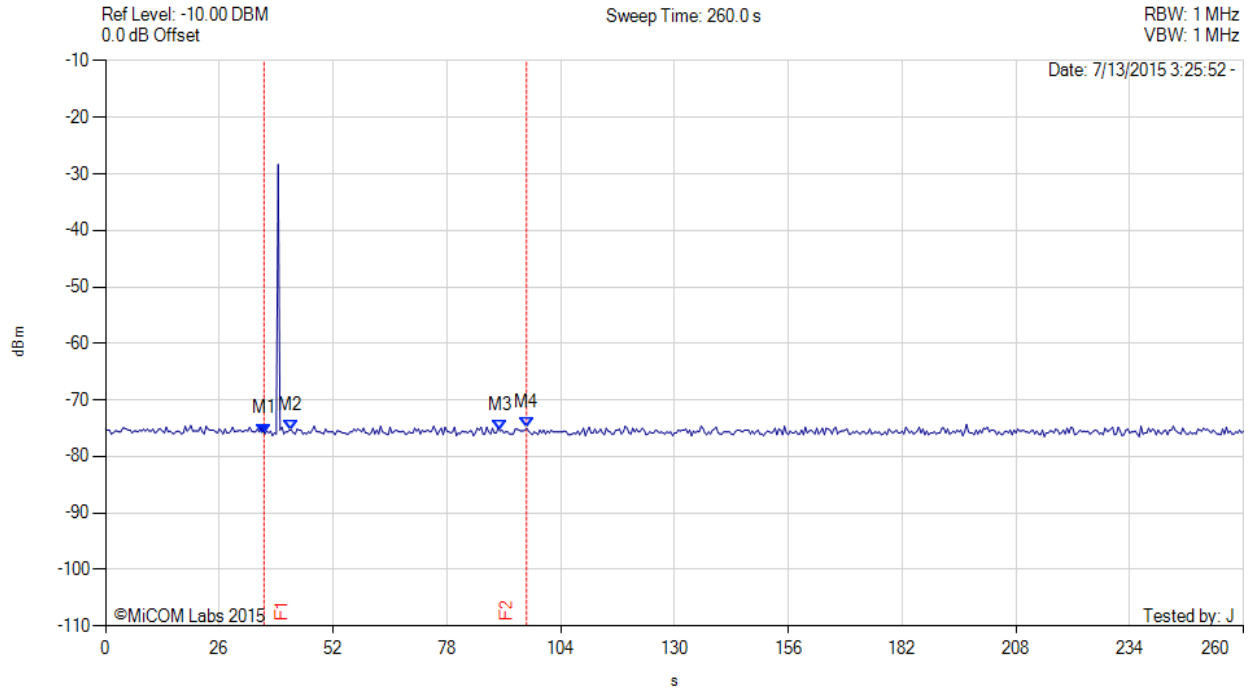


**Title:** Radwin Ltd AP0158770 RF Wireless Module  
**To:** FCC 15.407 & Industry Canada RSS-247 Issue 1  
**Serial #:** RDWN39-U9c DFS Rev A  
**Issue Date:** 4<sup>th</sup> December 2015  
**Page:** 37 of 225

**BEGINNING CAC**



Variant: 10 MHz, Channel: 5500.00 MHz, Data Rate: QAM64, Duty Cycle : 35.00%, Antenna Gain: 11.00 dBi



Analyser Setup	Marker:Time:Amplitude	Test Results
Detector = POS Sweep Count = View RF Atten (dB) = 0 Trace Mode = 0	M1(5500.00 MHz) : 36.200 s : -76.000 dBm M2(5500.00 MHz) : 42.200 s : -75.330 dBm M3(5500.00 MHz) : 90.200 s : -75.330 dBm M4(5500.00 MHz) : 96.200 s : -75.000 dBm	Channel Frequency: 5500.00 MHz

This test report may be reproduced in full only. The document may only be updated by MiCOM Labs personnel. All changes will be noted in the Document History section of the report.

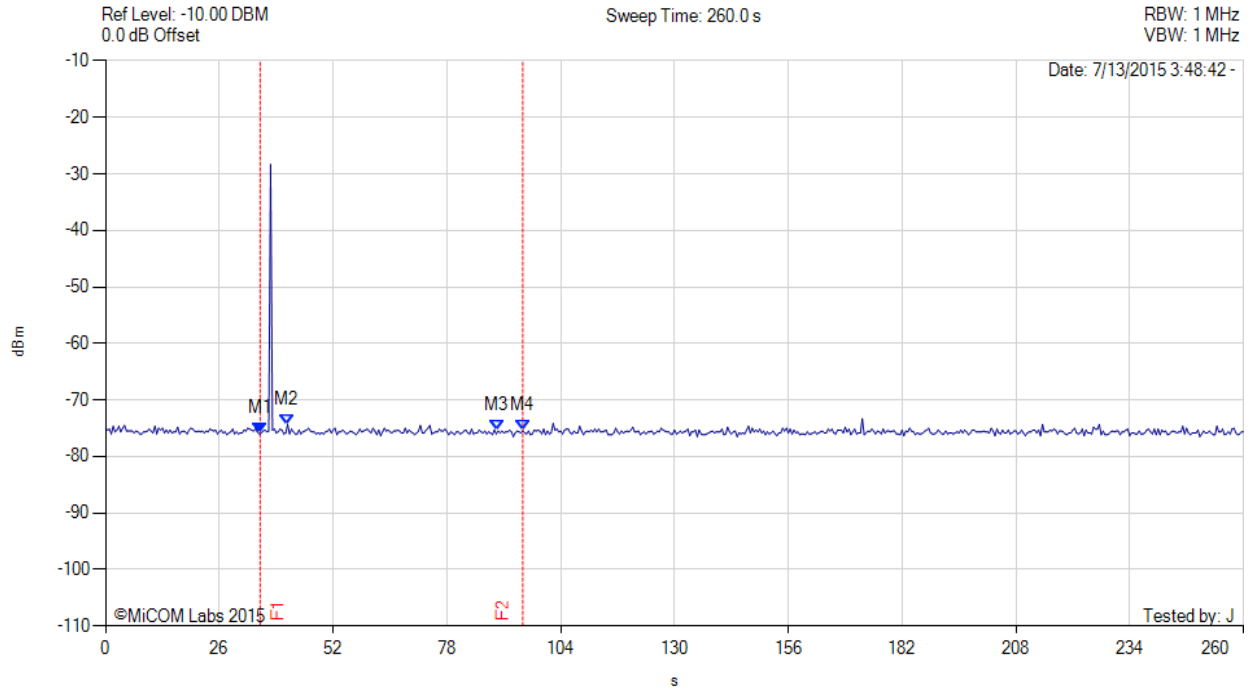


**Title:** Radwin Ltd AP0158770 RF Wireless Module  
**To:** FCC 15.407 & Industry Canada RSS-247 Issue 1  
**Serial #:** RDWN39-U9c DFS Rev A  
**Issue Date:** 4<sup>th</sup> December 2015  
**Page:** 38 of 225

**BEGINNING CAC**



Variant: 20 MHz, Channel: 5500.00 MHz, Data Rate: QAM64, Duty Cycle : 35.00%, Antenna Gain: 11.00 dB



Analyser Setup	Marker:Time:Amplitude	Test Results
Detector = POS Sweep Count = View RF Atten (dB) = 0 Trace Mode = 0	M1(5500.00 MHz) : 35.330 s : -75.830 dBm M2(5500.00 MHz) : 41.330 s : -74.330 dBm M3(5500.00 MHz) : 89.330 s : -75.500 dBm M4(5500.00 MHz) : 95.330 s : -75.500 dBm	Channel Frequency: 5500.00 MHz

This test report may be reproduced in full only. The document may only be updated by MiCOM Labs personnel. All changes will be noted in the Document History section of the report.

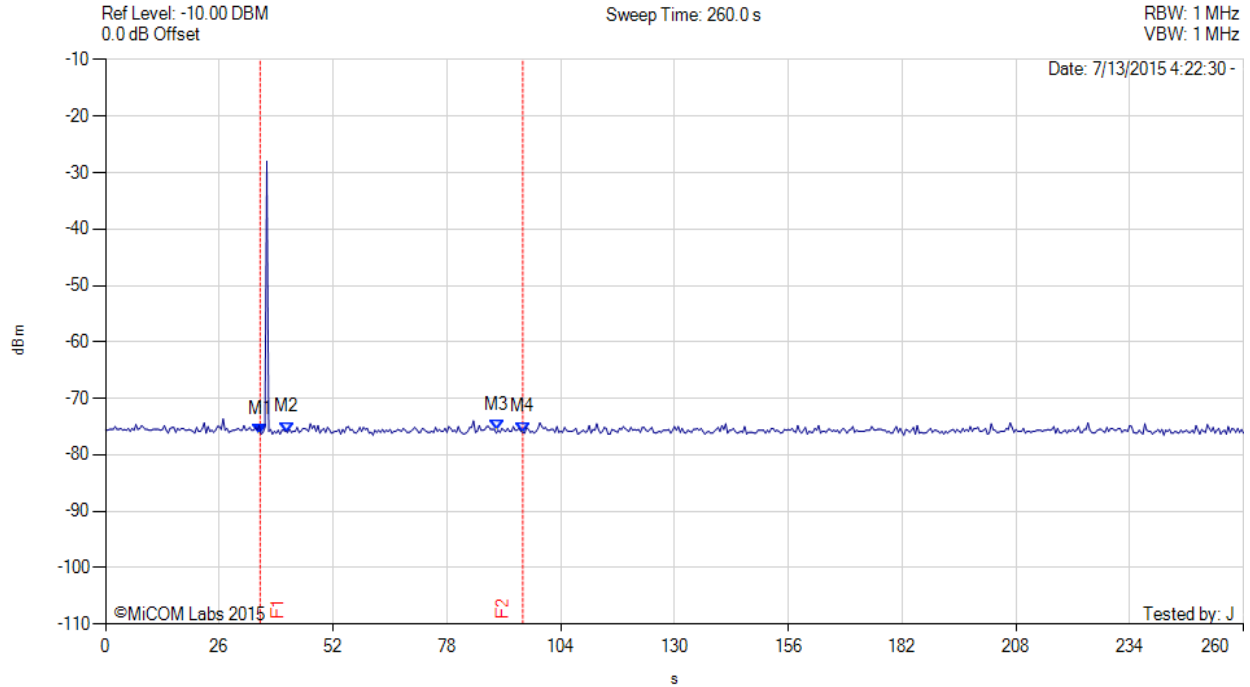


**Title:** Radwin Ltd AP0158770 RF Wireless Module  
**To:** FCC 15.407 & Industry Canada RSS-247 Issue 1  
**Serial #:** RDWN39-U9c DFS Rev A  
**Issue Date:** 4<sup>th</sup> December 2015  
**Page:** 39 of 225

**BEGINNING CAC**



Variant: 40 MHz, Channel: 5500.00 MHz, Data Rate: QAM 256, Duty Cycle : 35.00%, Antenna Gain: 11.00 dB



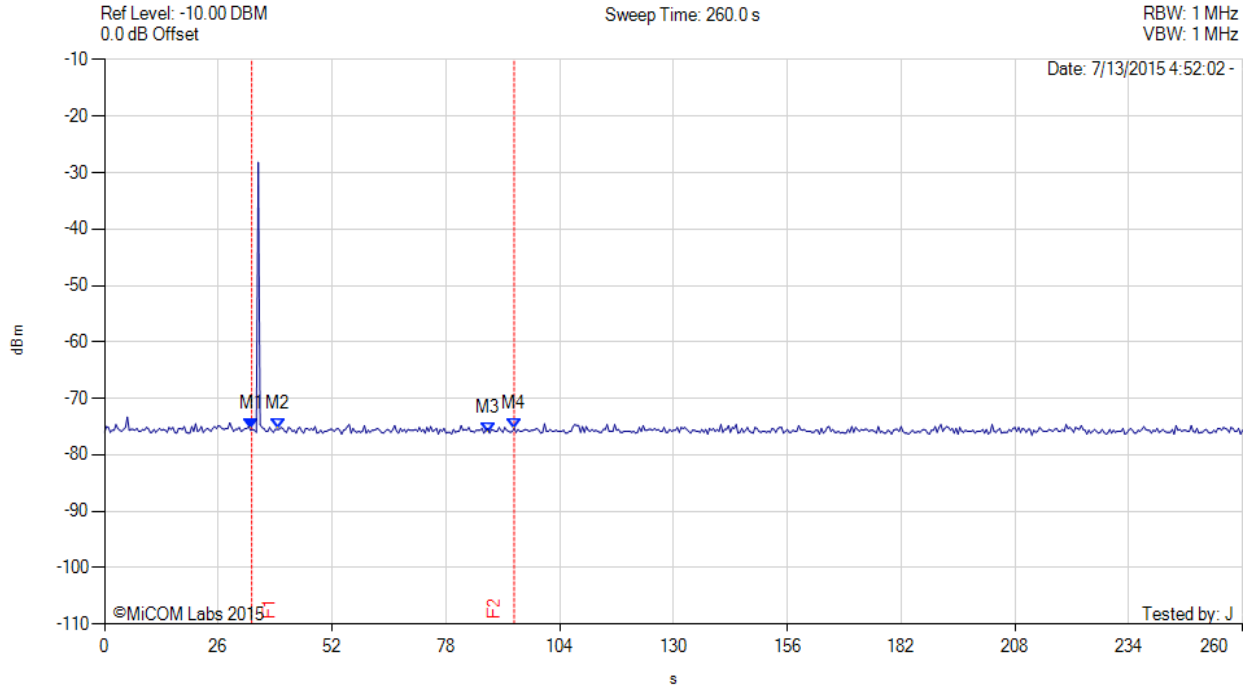
Analyser Setup	Marker:Time:Amplitude	Test Results
Detector = POS Sweep Count = View RF Atten (dB) = 0 Trace Mode = 0	M1(5500.00 MHz) : 35.330 s : -76.330 dBm M2(5500.00 MHz) : 41.330 s : -76.000 dBm M3(5500.00 MHz) : 89.330 s : -75.660 dBm M4(5500.00 MHz) : 95.330 s : -76.000 dBm	Channel Frequency: 5500.00 MHz

This test report may be reproduced in full only. The document may only be updated by MiCOM Labs personnel. All changes will be noted in the Document History section of the report.



**BEGINNING CAC**

Variant: 80 MHz, Channel: 5500.00 MHz, Data Rate: QAM 256, Duty Cycle : 35.00%, Antenna Gain: 11.00 dB



Analyser Setup	Marker:Time:Amplitude	Test Results
Detector = POS Sweep Count = View RF Atten (dB) = 0 Trace Mode = 0	M1(5500.00 MHz) : 33.600 s : -75.500 dBm M2(5500.00 MHz) : 39.600 s : -75.500 dBm M3(5500.00 MHz) : 87.600 s : -76.160 dBm M4(5500.00 MHz) : 93.600 s : -75.330 dBm	Channel Frequency: 5500.00 MHz

This test report may be reproduced in full only. The document may only be updated by MiCOM Labs personnel. All changes will be noted in the Document History section of the report.





**Title:** Radwin Ltd AP0158770 RF Wireless Module  
**To:** FCC 15.407 & Industry Canada RSS-247 Issue 1  
**Serial #:** RDWN39-U9c DFS Rev A  
**Issue Date:** 4<sup>th</sup> December 2015  
**Page:** 41 of 225

---

#### 10.5.1.1.3. End CAC

The steps below define the procedure to verify successful radar detection on the selected Channel during a period equal to the Channel Availability Check Time and avoidance of operation on that Channel when a radar Burst with a level equal to the DFS Detection Threshold occurs at the end of the Channel Availability Check Time.

A single Burst of short pulse of radar Type 1 will commence within a 6 second window starting at  $T_0 + 54$  seconds. The window will commence at marker 3 and end at the red time line  $T_2$  ( $T_0 + 60$  secs)

Visual indication on the EUT of successful detection of the radar Burst is recorded and reported. Observation of emissions at the appropriate center frequency will continue for 2.5 minutes after the radar burst has been generated.

---

This test report may be reproduced in full only. The document may only be updated by MiCOM Labs personnel. All changes will be noted in the Document History section of the report.

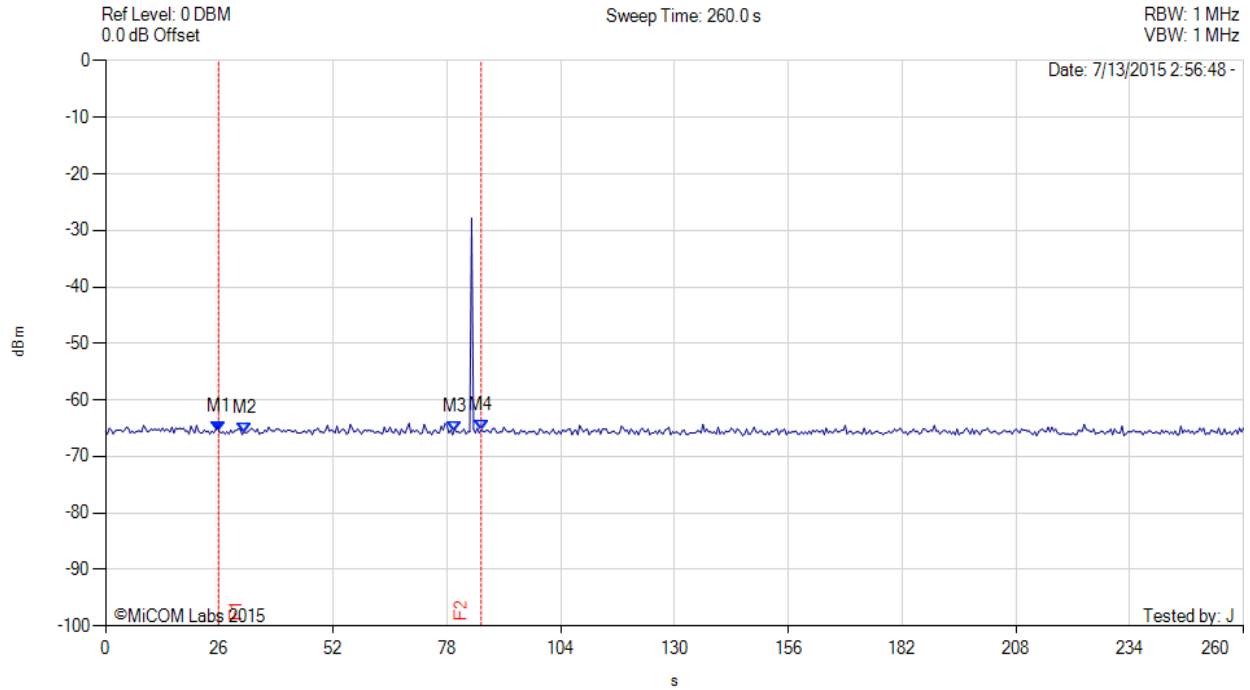


**Title:** Radwin Ltd AP0158770 RF Wireless Module  
**To:** FCC 15.407 & Industry Canada RSS-247 Issue 1  
**Serial #:** RDWN39-U9c DFS Rev A  
**Issue Date:** 4<sup>th</sup> December 2015  
**Page:** 42 of 225

END CAC



Variant: 5 MHz, Channel: 5500.00 MHz, Data Rate: QAM64, Duty Cycle : 35.00%, Antenna Gain: 11.00 dBi



Analyser Setup	Marker:Time:Amplitude	Test Results
Detector = POS Sweep Count = View RF Atten (dB) = 10 Trace Mode = 0	M1(5500.00 MHz) : 25.800 s : -65.660 dBm M2(5500.00 MHz) : 31.800 s : -65.830 dBm M3(5500.00 MHz) : 79.800 s : -65.660 dBm M4(5500.00 MHz) : 85.800 s : -65.330 dBm	Channel Frequency: 5500.00 MHz

This test report may be reproduced in full only. The document may only be updated by MiCOM Labs personnel. All changes will be noted in the Document History section of the report.

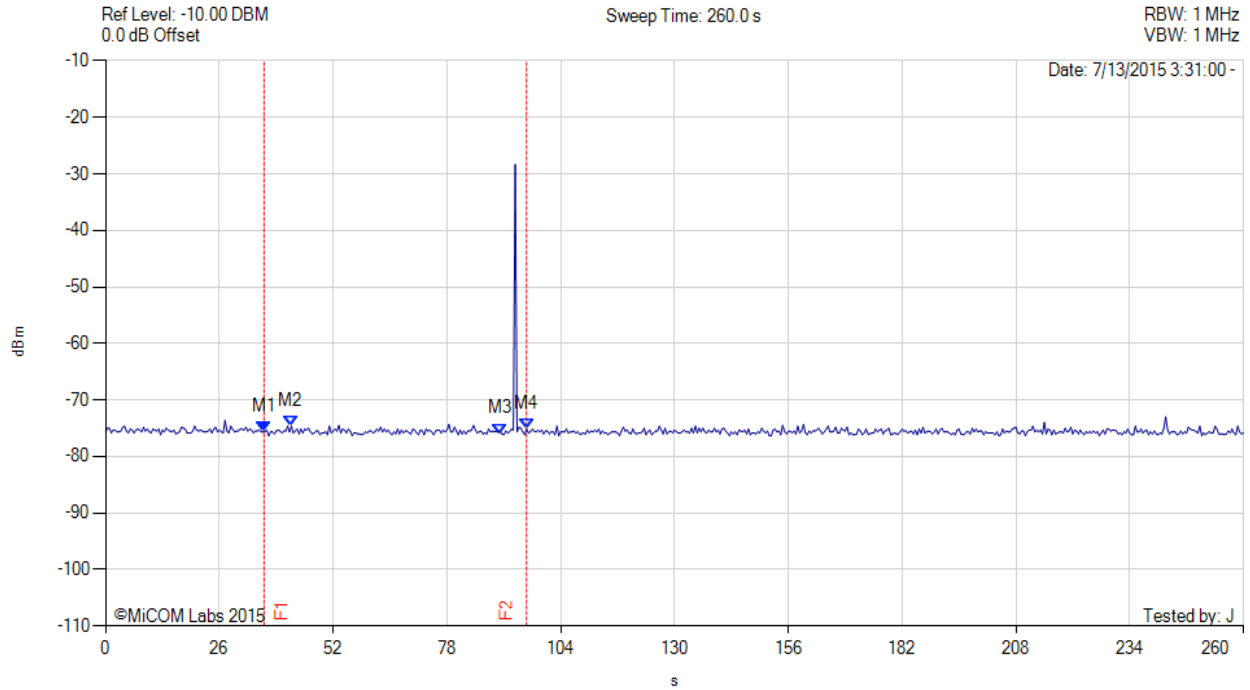


**Title:** Radwin Ltd AP0158770 RF Wireless Module  
**To:** FCC 15.407 & Industry Canada RSS-247 Issue 1  
**Serial #:** RDWN39-U9c DFS Rev A  
**Issue Date:** 4<sup>th</sup> December 2015  
**Page:** 43 of 225

END CAC



Variant: 10 MHz, Channel: 5500.00 MHz, Data Rate: QAM64, Duty Cycle : 35.00%, Antenna Gain: 11.00 dBi



Analyser Setup	Marker:Time:Amplitude	Test Results
Detector = POS Sweep Count = View RF Atten (dB) = 0 Trace Mode = 0	M1(5500.00 MHz) : 36.200 s : -75.660 dBm M2(5500.00 MHz) : 42.200 s : -74.660 dBm M3(5500.00 MHz) : 90.200 s : -76.000 dBm M4(5500.00 MHz) : 96.200 s : -75.160 dBm	Channel Frequency: 5500.00 MHz

This test report may be reproduced in full only. The document may only be updated by MiCOM Labs personnel. All changes will be noted in the Document History section of the report.

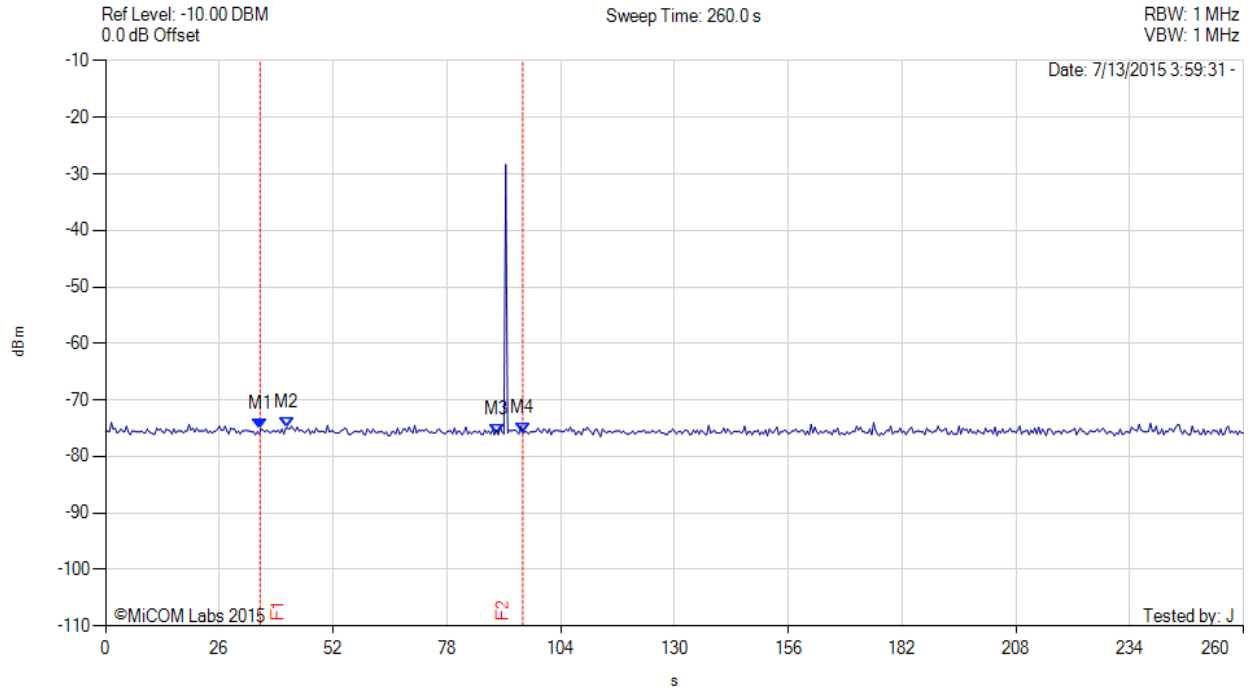


**Title:** Radwin Ltd AP0158770 RF Wireless Module  
**To:** FCC 15.407 & Industry Canada RSS-247 Issue 1  
**Serial #:** RDWN39-U9c DFS Rev A  
**Issue Date:** 4<sup>th</sup> December 2015  
**Page:** 44 of 225

END CAC



Variant: 20 MHz, Channel: 5500.00 MHz, Data Rate: QAM64, Duty Cycle : 35.00%, Antenna Gain: 11.00 dB



Analyser Setup	Marker:Time:Amplitude	Test Results
Detector = POS Sweep Count = View RF Atten (dB) = 0 Trace Mode = 0	M1(5500.00 MHz) : 35.330 s : -75.160 dBm M2(5500.00 MHz) : 41.330 s : -75.000 dBm M3(5500.00 MHz) : 89.330 s : -76.160 dBm M4(5500.00 MHz) : 95.330 s : -75.830 dBm	Channel Frequency: 5500.00 MHz

This test report may be reproduced in full only. The document may only be updated by MiCOM Labs personnel. All changes will be noted in the Document History section of the report.

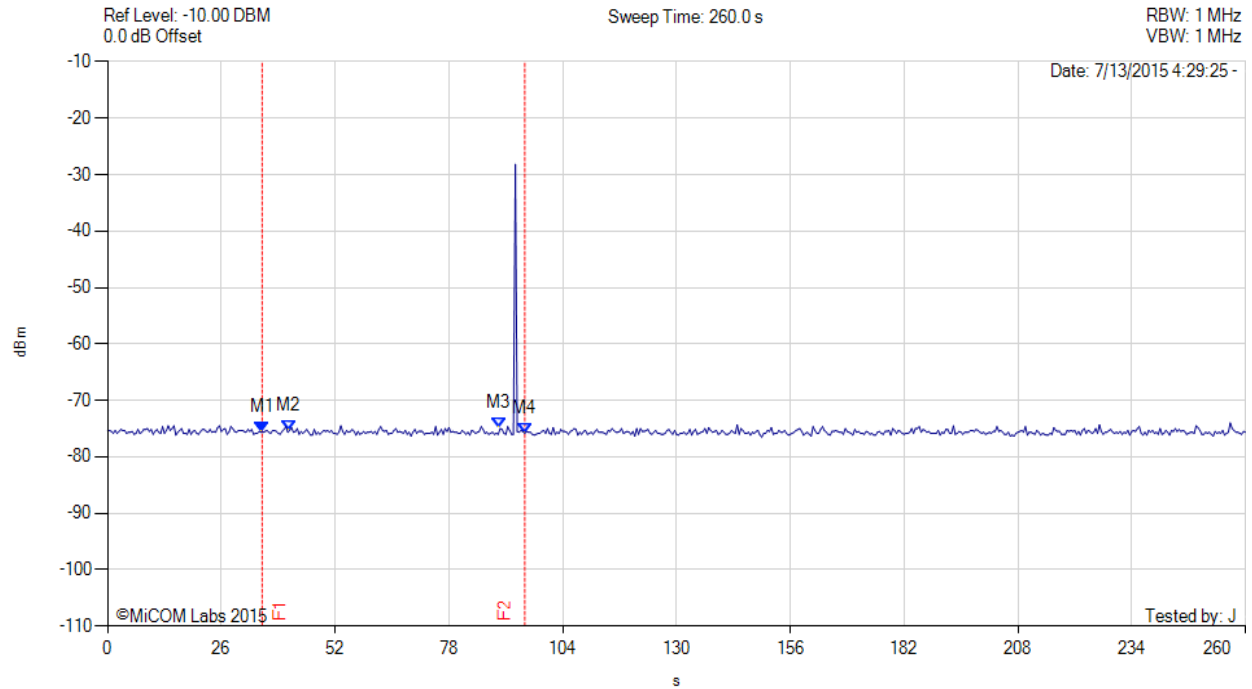


**Title:** Radwin Ltd AP0158770 RF Wireless Module  
**To:** FCC 15.407 & Industry Canada RSS-247 Issue 1  
**Serial #:** RDWN39-U9c DFS Rev A  
**Issue Date:** 4<sup>th</sup> December 2015  
**Page:** 45 of 225

END CAC



Variant: 40 MHz, Channel: 5500.00 MHz, Data Rate: QAM 256, Duty Cycle : 35.00%, Antenna Gain: 11.00 dB



Analyser Setup	Marker:Time:Amplitude	Test Results
Detector = POS Sweep Count = View RF Atten (dB) = 0 Trace Mode = 0	M1(5500.00 MHz) : 35.330 s : -75.660 dBm M2(5500.00 MHz) : 41.330 s : -75.330 dBm M3(5500.00 MHz) : 89.330 s : -75.000 dBm M4(5500.00 MHz) : 95.330 s : -75.830 dBm	Channel Frequency: 5500.00 MHz

This test report may be reproduced in full only. The document may only be updated by MiCOM Labs personnel. All changes will be noted in the Document History section of the report.

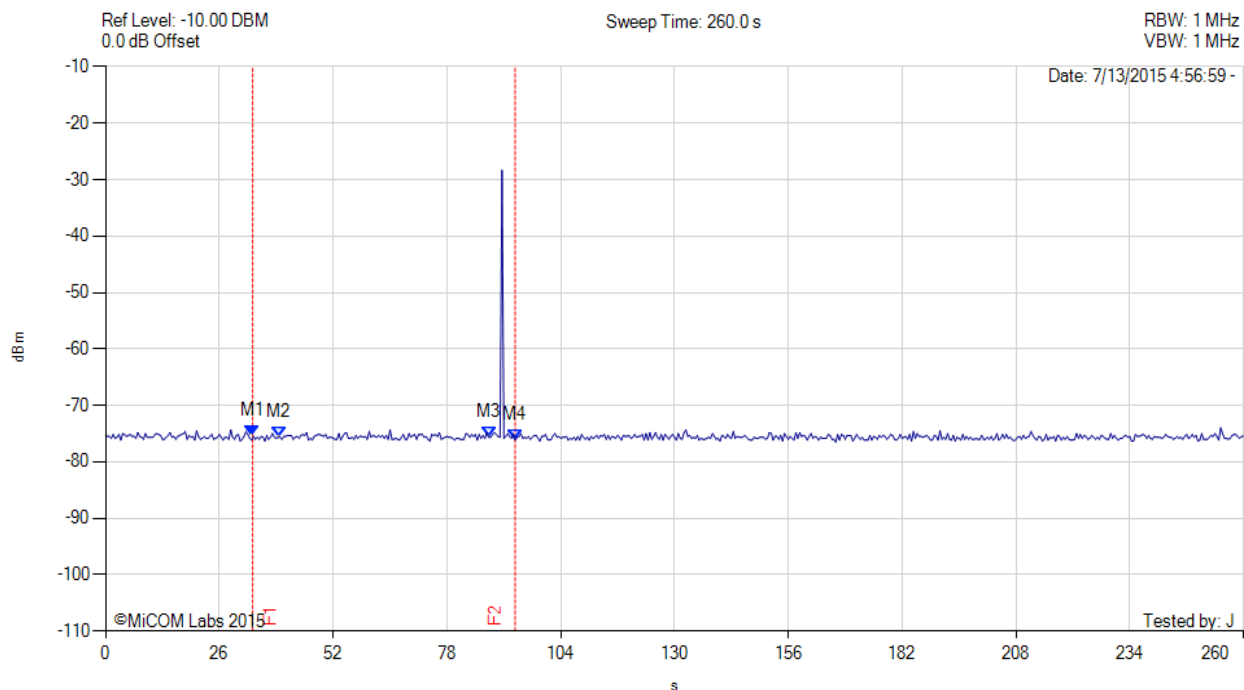


**Title:** Radwin Ltd AP0158770 RF Wireless Module  
**To:** FCC 15.407 & Industry Canada RSS-247 Issue 1  
**Serial #:** RDWN39-U9c DFS Rev A  
**Issue Date:** 4<sup>th</sup> December 2015  
**Page:** 46 of 225

END CAC



Variant: 80 MHz, Channel: 5500.00 MHz, Data Rate: QAM 256, Duty Cycle : 35.00%, Antenna Gain: 11.00 dB



Analyser Setup	Marker:Time:Amplitude	Test Results
Detector = POS Sweep Count = View RF Atten (dB) = 0 Trace Mode = 0	M1(5500.00 MHz) : 33.600 s : -75.500 dBm M2(5500.00 MHz) : 39.600 s : -75.660 dBm M3(5500.00 MHz) : 87.600 s : -75.660 dBm M4(5500.00 MHz) : 93.600 s : -76.160 dBm	Channel Frequency: 5500.00 MHz

This test report may be reproduced in full only. The document may only be updated by MiCOM Labs personnel. All changes will be noted in the Document History section of the report.



### 10.5.1.2. Probability of Detection

The steps below define the procedure to determine the minimum percentage of detection when a radar burst with a level equal to the DFS Detection Threshold is generated on the Operating Channel of the U-NII device.

The Radar Waveform generator sends the individual waveform for each of the radar Types 1-6. Statistical data will be gathered to determine the ability of the device to detect the radar test waveforms. The device can utilize a test mode to demonstrate when detection occurs to prevent the need to reset the device between trial runs. The percentage of successful detection is calculated by:

$$\text{Total \# of detections} \div \text{Total \# of Trials} \times 100 = \text{Probability of Detection}$$

The Minimum number of trails, minimum percentage of successful detection and the average minimum percentage of successful detection are found in the Radar Test Waveforms section.

The aggregate is the average of the percentage of successful detections of Short Pulse Radar Types 1-4. For example, the following table indicates how to compute the aggregate of percentage of successful detections;

Example - Calculation of Aggregate Percentage

Radar Type	Number of Trials	Number of Successful Detections	Minimum Percentage of Successful Detections
1	35	29	82.9%
2	30	18	60.0%
3	30	27	90.0%
4	30	44	88.0%
<b>Aggregate (82.9% + 60.0% + 90.0% + 88.0%) / 4 = 80.2%</b>			



**Title:** Radwin Ltd AP0158770 RF Wireless Module  
**To:** FCC 15.407 & Industry Canada RSS-247 Issue 1  
**Serial #:** RDWN39-U9c DFS Rev A  
**Issue Date:** 4<sup>th</sup> December 2015  
**Page:** 48 of 225

**OFDM 5 MHz 5500 MHz**

Statistical Performance Check					
Radars Type	Number of Trials	Number of Successful Detections	Minimum Percentage of Successful Detections	Result	Data Link
Radars Type 0	30	30	100%	Complies	<a href="#">View Data</a>
<b>Radars Type 1 through 4</b>					
Radars Type 1	30	30	100.00%	Complies	<a href="#">View Data</a>
Radars Type 2	30	30	100.00%	Complies	<a href="#">View Data</a>
Radars Type 3	30	28	93.33%	Complies	<a href="#">View Data</a>
Radars Type 4	30	28	93.33%	Complies	<a href="#">View Data</a>
<b>Aggregate (100% + 100.00% + 93.33% + 93.33%) / 4 = 96.6%</b>				Complies	--
Radars Type 5				--	<a href="#">View Data</a>
Radars Type 6				--	<a href="#">View Data</a>

This test report may be reproduced in full only. The document may only be updated by MiCOM Labs personnel. All changes will be noted in the Document History section of the report.





**Title:** Radwin Ltd AP0158770 RF Wireless Module  
**To:** FCC 15.407 & Industry Canada RSS-247 Issue 1  
**Serial #:** RDWN39-U9c DFS Rev A  
**Issue Date:** 4<sup>th</sup> December 2015  
**Page:** 49 of 225

**OFDM 10 MHz 5500 MHz**

<b>Statistical Performance Check</b>					
<b>Radar Type</b>	<b>Number of Trials</b>	<b>Number of Successful Detections</b>	<b>Minimum Percentage of Successful Detections</b>	<b>Result</b>	<b>Data Link</b>
Radar Type 0	30	30	100%	Complies	<a href="#">View Data</a>
<b>Radar Type 1 through 4</b>					
Radar Type 1	30	30	100.00%	Complies	<a href="#">View Data</a>
Radar Type 2	30	30	100.00%	Complies	<a href="#">View Data</a>
Radar Type 3	30	30	100.00%	Complies	<a href="#">View Data</a>
Radar Type 4	30	30	100.00%	Complies	<a href="#">View Data</a>
<b>Aggregate (100.00% + 100.00% + 100.00% + 100.00%) / 4 = 100%</b>				Complies	--
Radar Type 5				Complies	<a href="#">View Data</a>
Radar Type 6				Complies	<a href="#">View Data</a>

This test report may be reproduced in full only. The document may only be updated by MiCOM Labs personnel. All changes will be noted in the Document History section of the report.



**Title:** Radwin Ltd AP0158770 RF Wireless Module  
**To:** FCC 15.407 & Industry Canada RSS-247 Issue 1  
**Serial #:** RDWN39-U9c DFS Rev A  
**Issue Date:** 4<sup>th</sup> December 2015  
**Page:** 50 of 225

**OFDM 20 MHz 5500 MHz**

<b>Statistical Performance Check</b>					
<b>Radar Type</b>	<b>Number of Trials</b>	<b>Number of Successful Detections</b>	<b>Minimum Percentage of Successful Detections</b>	<b>Result</b>	<b>Data Link</b>
Radar Type 0	30	30	100%	Complies	<a href="#">View Data</a>
<b>Radar Type 1 through 4</b>					
Radar Type 1	30	30	100.00%	Complies	<a href="#">View Data</a>
Radar Type 2	30	30	100.00%	Complies	<a href="#">View Data</a>
Radar Type 3	30	30	100.00%	Complies	<a href="#">View Data</a>
Radar Type 4	30	30	100.00%	Complies	<a href="#">View Data</a>
<b>Aggregate (100.00% + 100.00% + 100.00% + 100.00) / 4 = 100%</b>				Complies	--
Radar Type 5				--	<a href="#">View Data</a>
Radar Type 6				--	<a href="#">View Data</a>

This test report may be reproduced in full only. The document may only be updated by MiCOM Labs personnel. All changes will be noted in the Document History section of the report.



**Title:** Radwin Ltd AP0158770 RF Wireless Module  
**To:** FCC 15.407 & Industry Canada RSS-247 Issue 1  
**Serial #:** RDWN39-U9c DFS Rev A  
**Issue Date:** 4<sup>th</sup> December 2015  
**Page:** 51 of 225

**OFDM 40 MHz 5500 MHz**

<b>Statistical Performance Check</b>					
<b>Radar Type</b>	<b>Number of Trials</b>	<b>Number of Successful Detections</b>	<b>Minimum Percentage of Successful Detections</b>	<b>Result</b>	<b>Data Link</b>
Radar Type 0	30	30	100%	Complies	<a href="#">View Data</a>
<b>Radar Type 1 through 4</b>					
Radar Type 1	30	30	100.00%	Complies	<a href="#">View Data</a>
Radar Type 2	30	30	100.00%	Complies	<a href="#">View Data</a>
Radar Type 3	30	30	100.00%	Complies	<a href="#">View Data</a>
Radar Type 4	30	30	100.00%	Complies	<a href="#">View Data</a>
<b>Aggregate (100.00% + 100.00% + 100.00% + 100.00) / 4 = 100%</b>				Complies	--
Radar Type 5				--	<a href="#">View Data</a>
Radar Type 6				--	<a href="#">View Data</a>

This test report may be reproduced in full only. The document may only be updated by MiCOM Labs personnel. All changes will be noted in the Document History section of the report.



**Title:** Radwin Ltd AP0158770 RF Wireless Module  
**To:** FCC 15.407 & Industry Canada RSS-247 Issue 1  
**Serial #:** RDWN39-U9c DFS Rev A  
**Issue Date:** 4<sup>th</sup> December 2015  
**Page:** 52 of 225

**OFDM 80 MHz 5500 MHz**

<b>Statistical Performance Check</b>					
<b>Radar Type</b>	<b>Number of Trials</b>	<b>Number of Successful Detections</b>	<b>Minimum Percentage of Successful Detections</b>	<b>Result</b>	<b>Data Link</b>
Radar Type 0	30	30	100%	Complies	<a href="#">View Data</a>
<b>Radar Type 1 through 4</b>					
Radar Type 1	30	30	100.00%	Complies	<a href="#">View Data</a>
Radar Type 2	30	30	100.00%	Complies	<a href="#">View Data</a>
Radar Type 3	30	30	100.00%	Complies	<a href="#">View Data</a>
Radar Type 4	30	30	100.00%	Complies	<a href="#">View Data</a>
<b>Aggregate (100.00% + 100.00% + 100.00% + 100.00) / 4 = 100%</b>				Complies	--
Radar Type 5				--	<a href="#">View Data</a>
Radar Type 6				--	<a href="#">View Data</a>

This test report may be reproduced in full only. The document may only be updated by MiCOM Labs personnel. All changes will be noted in the Document History section of the report.



**Title:** Radwin Ltd AP0158770 RF Wireless Module  
**To:** FCC 15.407 & Industry Canada RSS-247 Issue 1  
**Serial #:** RDWN39-U9c DFS Rev A  
**Issue Date:** 4<sup>th</sup> December 2015  
**Page:** 53 of 225

**Equipment Configuration for Radar Type 0**

<b>Variant:</b>	5 MHz (5500 MHz)	<b>Duty Cycle (%):</b>	35.00
<b>Data Rate:</b>	QAM 64	<b>Antenna Gain (dBi):</b>	11.00
<b>Modulation:</b>	OFDM	<b>Beam Forming Gain (Y):</b>	Not Applicable
<b>TPC:</b>		<b>Tested By:</b>	SB
<b>Engineering Test Notes:</b>			

**Test Measurement Results**

Pulse Width (us)	PRF (Hz)	PRI - PW (us)	# Pulses	Injections	Detections	Detection Rate	Result
1	700	1427	18	30	30	100.00%	See Agg.
<b>Aggregate:</b>				<b>30</b>	<b>30</b>	<b>100.00%</b>	<b>Complies</b>

This test report may be reproduced in full only. The document may only be updated by MiCOM Labs personnel. All changes will be noted in the Document History section of the report.



**Title:** Radwin Ltd AP0158770 RF Wireless Module  
**To:** FCC 15.407 & Industry Canada RSS-247 Issue 1  
**Serial #:** RDWN39-U9c DFS Rev A  
**Issue Date:** 4<sup>th</sup> December 2015  
**Page:** 54 of 225

**Equipment Configuration for Radar Type 0**

<b>Variant:</b>	10 MHz (5500 MHz)	<b>Duty Cycle (%):</b>	35.00
<b>Data Rate:</b>	QAM 64	<b>Antenna Gain (dBi):</b>	11.00
<b>Modulation:</b>	OFDM	<b>Beam Forming Gain (Y):</b>	Not Applicable
<b>TPC:</b>		<b>Tested By:</b>	SB
<b>Engineering Test Notes:</b>			

**Test Measurement Results**

Pulse Width (us)	PRF (Hz)	PRI - PW (us)	# Pulses	Injections	Detections	Detection Rate	Result
1	700	1427	18	30	30	100.00%	See Agg.
<b>Aggregate:</b>				<b>30</b>	<b>30</b>	<b>100.00%</b>	<b>Complies</b>

This test report may be reproduced in full only. The document may only be updated by MiCOM Labs personnel. All changes will be noted in the Document History section of the report.



**Title:** Radwin Ltd AP0158770 RF Wireless Module  
**To:** FCC 15.407 & Industry Canada RSS-247 Issue 1  
**Serial #:** RDWN39-U9c DFS Rev A  
**Issue Date:** 4<sup>th</sup> December 2015  
**Page:** 55 of 225

**Equipment Configuration for Radar Type 0**

<b>Variant:</b>	20 MHz (5500 MHz)	<b>Duty Cycle (%):</b>	35.00
<b>Data Rate:</b>	QAM 64	<b>Antenna Gain (dBi):</b>	11.00
<b>Modulation:</b>	OFDM	<b>Beam Forming Gain (Y):</b>	Not Applicable
<b>TPC:</b>		<b>Tested By:</b>	SB
<b>Engineering Test Notes:</b>			

**Test Measurement Results**

Pulse Width (us)	PRF (Hz)	PRI - PW (us)	# Pulses	Injections	Detections	Detection Rate	Result
1	700	1427	18	30	30	100.00%	See Agg.
<b>Aggregate:</b>				<b>30</b>	<b>30</b>	<b>100.00%</b>	<b>Complies</b>

This test report may be reproduced in full only. The document may only be updated by MiCOM Labs personnel. All changes will be noted in the Document History section of the report.



**Title:** Radwin Ltd AP0158770 RF Wireless Module  
**To:** FCC 15.407 & Industry Canada RSS-247 Issue 1  
**Serial #:** RDWN39-U9c DFS Rev A  
**Issue Date:** 4<sup>th</sup> December 2015  
**Page:** 56 of 225

**Equipment Configuration for Radar Type 0**

<b>Variant:</b>	40 MHz (5500 MHz)	<b>Duty Cycle (%):</b>	35.00
<b>Data Rate:</b>	QAM 256	<b>Antenna Gain (dBi):</b>	11.00
<b>Modulation:</b>	OFDM	<b>Beam Forming Gain (Y):</b>	Not Applicable
<b>TPC:</b>		<b>Tested By:</b>	SB
<b>Engineering Test Notes:</b>			

**Test Measurement Results**

Pulse Width (us)	PRF (Hz)	PRI - PW (us)	# Pulses	Injections	Detections	Detection Rate	Result
1	700	1427	18	30	30	100.00%	See Agg.
<b>Aggregate:</b>				<b>30</b>	<b>30</b>	<b>100.00%</b>	<b>Complies</b>

This test report may be reproduced in full only. The document may only be updated by MiCOM Labs personnel. All changes will be noted in the Document History section of the report.





**Title:** Radwin Ltd AP0158770 RF Wireless Module  
**To:** FCC 15.407 & Industry Canada RSS-247 Issue 1  
**Serial #:** RDWN39-U9c DFS Rev A  
**Issue Date:** 4<sup>th</sup> December 2015  
**Page:** 57 of 225

**Equipment Configuration for Radar Type 0**

<b>Variant:</b>	80 MHz (5500 MHz)	<b>Duty Cycle (%):</b>	35.00
<b>Data Rate:</b>	QAM 256	<b>Antenna Gain (dBi):</b>	11.00
<b>Modulation:</b>	OFDM	<b>Beam Forming Gain (Y):</b>	Not Applicable
<b>TPC:</b>		<b>Tested By:</b>	SB
<b>Engineering Test Notes:</b>			

**Test Measurement Results**

Pulse Width (us)	PRF (Hz)	PRI - PW (us)	# Pulses	Injections	Detections	Detection Rate	Result
1	700	1427	18	30	30	100.00%	See Agg.
<b>Aggregate:</b>				<b>30</b>	<b>30</b>	<b>100.00%</b>	<b>Complies</b>

This test report may be reproduced in full only. The document may only be updated by MiCOM Labs personnel. All changes will be noted in the Document History section of the report.



**Title:** Radwin Ltd AP0158770 RF Wireless Module  
**To:** FCC 15.407 & Industry Canada RSS-247 Issue 1  
**Serial #:** RDWN39-U9c DFS Rev A  
**Issue Date:** 4<sup>th</sup> December 2015  
**Page:** 58 of 225

**Equipment Configuration for Radar Type 1**

<b>Variant:</b>	5 MHz (5500 MHz)	<b>Duty Cycle (%):</b>	35.00
<b>Data Rate:</b>	QAM 64	<b>Antenna Gain (dBi):</b>	11.00
<b>Modulation:</b>	OFDM	<b>Beam Forming Gain (Y):</b>	Not Applicable
<b>TPC:</b>		<b>Tested By:</b>	SB
<b>Engineering Test Notes:</b>			

**Test Measurement Results**

Pulse Width (us)	PRF (Hz)	PRI - PW (us)	# Pulses	Injections	Detections	Detection Rate	Result
1	1355	737	72	1	1	100.00%	DETECTED
1	1433	697	76	1	1	100.00%	DETECTED
1	1393	717	74	1	1	100.00%	DETECTED
1	1139	877	61	1	1	100.00%	DETECTED
1	1792	557	95	1	1	100.00%	DETECTED
1	1319	757	70	1	1	100.00%	DETECTED
1	1253	797	67	1	1	100.00%	DETECTED
1	1089	917	58	1	1	100.00%	DETECTED
1	1618	617	86	1	1	100.00%	DETECTED
1	1166	857	62	1	1	100.00%	DETECTED
1	1672	597	89	1	1	100.00%	DETECTED
1	1730	577	92	1	1	100.00%	DETECTED
1	1222	817	65	1	1	100.00%	DETECTED
1	1520	657	81	1	1	100.00%	DETECTED
1	1066	937	57	1	1	100.00%	DETECTED
1	1133	882	60	1	1	100.00%	DETECTED
1	339	2949	18	1	1	100.00%	DETECTED
1	919	1087	49	1	1	100.00%	DETECTED
1	1107	902	59	1	1	100.00%	DETECTED
1	1017	982	54	1	1	100.00%	DETECTED
1	1736	575	92	1	1	100.00%	DETECTED
1	745	1342	40	1	1	100.00%	DETECTED
1	359	2785	19	1	1	100.00%	DETECTED
1	333	3001	18	1	1	100.00%	DETECTED
1	468	2138	25	1	1	100.00%	DETECTED
1	393	2545	21	1	1	100.00%	DETECTED
1	966	1034	51	1	1	100.00%	DETECTED
1	611	1636	33	1	1	100.00%	DETECTED
1	446	2240	24	1	1	100.00%	DETECTED
1	922	1084	49	1	1	100.00%	DETECTED
<b>Aggregate:</b>				<b>30</b>	<b>30</b>	<b>100.00%</b>	<b>Complies</b>

This test report may be reproduced in full only. The document may only be updated by MiCOM Labs personnel. All changes will be noted in the Document History section of the report.



**Title:** Radwin Ltd AP0158770 RF Wireless Module  
**To:** FCC 15.407 & Industry Canada RSS-247 Issue 1  
**Serial #:** RDWN39-U9c DFS Rev A  
**Issue Date:** 4<sup>th</sup> December 2015  
**Page:** 59 of 225

**Equipment Configuration for Radar Type 1**

<b>Variant:</b>	10 MHz (5500 MHz)	<b>Duty Cycle (%):</b>	35.00
<b>Data Rate:</b>	QAM 64	<b>Antenna Gain (dBi):</b>	11.00
<b>Modulation:</b>	OFDM	<b>Beam Forming Gain (Y):</b>	Not Applicable
<b>TPC:</b>		<b>Tested By:</b>	SB
<b>Engineering Test Notes:</b>			

**Test Measurement Results**

Pulse Width (us)	PRF (Hz)	PRI - PW (us)	# Pulses	Injections	Detections	Detection Rate	Result
1	1355	737	72	1	1	100.00%	DETECTED
1	1433	697	76	1	1	100.00%	DETECTED
1	1393	717	74	1	1	100.00%	DETECTED
1	1139	877	61	1	1	100.00%	DETECTED
1	1792	557	95	1	1	100.00%	DETECTED
1	1319	757	70	1	1	100.00%	DETECTED
1	1253	797	67	1	1	100.00%	DETECTED
1	1089	917	58	1	1	100.00%	DETECTED
1	1618	617	86	1	1	100.00%	DETECTED
1	1166	857	62	1	1	100.00%	DETECTED
1	1672	597	89	1	1	100.00%	DETECTED
1	1730	577	92	1	1	100.00%	DETECTED
1	1222	817	65	1	1	100.00%	DETECTED
1	1520	657	81	1	1	100.00%	DETECTED
1	1066	937	57	1	1	100.00%	DETECTED
1	1133	882	60	1	1	100.00%	DETECTED
1	339	2949	18	1	1	100.00%	DETECTED
1	919	1087	49	1	1	100.00%	DETECTED
1	1107	902	59	1	1	100.00%	DETECTED
1	1017	982	54	1	1	100.00%	DETECTED
1	1736	575	92	1	1	100.00%	DETECTED
1	745	1342	40	1	1	100.00%	DETECTED
1	359	2785	19	1	1	100.00%	DETECTED
1	333	3001	18	1	1	100.00%	DETECTED
1	468	2138	25	1	1	100.00%	DETECTED
1	393	2545	21	1	1	100.00%	DETECTED
1	966	1034	51	1	1	100.00%	DETECTED
1	611	1636	33	1	1	100.00%	DETECTED
1	446	2240	24	1	1	100.00%	DETECTED
1	922	1084	49	1	1	100.00%	DETECTED
<b>Aggregate:</b>				<b>30</b>	<b>30</b>	<b>100.00%</b>	<b>Complies</b>

This test report may be reproduced in full only. The document may only be updated by MiCOM Labs personnel. All changes will be noted in the Document History section of the report.



**Title:** Radwin Ltd AP0158770 RF Wireless Module  
**To:** FCC 15.407 & Industry Canada RSS-247 Issue 1  
**Serial #:** RDWN39-U9c DFS Rev A  
**Issue Date:** 4<sup>th</sup> December 2015  
**Page:** 60 of 225

**Equipment Configuration for Radar Type 1**

<b>Variant:</b>	20 MHz (5500 MHz)	<b>Duty Cycle (%):</b>	35.00
<b>Data Rate:</b>	QAM 64	<b>Antenna Gain (dBi):</b>	11.00
<b>Modulation:</b>	OFDM	<b>Beam Forming Gain (Y):</b>	Not Applicable
<b>TPC:</b>		<b>Tested By:</b>	SB
<b>Engineering Test Notes:</b>			

**Test Measurement Results**

Pulse Width (us)	PRF (Hz)	PRI - PW (us)	# Pulses	Injections	Detections	Detection Rate	Result
1	1355	737	72	1	1	100.00%	DETECTED
1	1433	697	76	1	1	100.00%	DETECTED
1	1393	717	74	1	1	100.00%	DETECTED
1	1139	877	61	1	1	100.00%	DETECTED
1	1792	557	95	1	1	100.00%	DETECTED
1	1319	757	70	1	1	100.00%	DETECTED
1	1253	797	67	1	1	100.00%	DETECTED
1	1089	917	58	1	1	100.00%	DETECTED
1	1618	617	86	1	1	100.00%	DETECTED
1	1166	857	62	1	1	100.00%	DETECTED
1	1672	597	89	1	1	100.00%	DETECTED
1	1730	577	92	1	1	100.00%	DETECTED
1	1222	817	65	1	1	100.00%	DETECTED
1	1520	657	81	1	1	100.00%	DETECTED
1	1066	937	57	1	1	100.00%	DETECTED
1	1133	882	60	1	1	100.00%	DETECTED
1	339	2949	18	1	1	100.00%	DETECTED
1	919	1087	49	1	1	100.00%	DETECTED
1	1107	902	59	1	1	100.00%	DETECTED
1	1017	982	54	1	1	100.00%	DETECTED
1	1736	575	92	1	1	100.00%	DETECTED
1	745	1342	40	1	1	100.00%	DETECTED
1	359	2785	19	1	1	100.00%	DETECTED
1	333	3001	18	1	1	100.00%	DETECTED
1	468	2138	25	1	1	100.00%	DETECTED
1	393	2545	21	1	1	100.00%	DETECTED
1	966	1034	51	1	1	100.00%	DETECTED
1	611	1636	33	1	1	100.00%	DETECTED
1	446	2240	24	1	1	100.00%	DETECTED
1	922	1084	49	1	1	100.00%	DETECTED
<b>Aggregate:</b>				<b>30</b>	<b>30</b>	<b>100.00%</b>	<b>Complies</b>

This test report may be reproduced in full only. The document may only be updated by MiCOM Labs personnel. All changes will be noted in the Document History section of the report.



**Title:** Radwin Ltd AP0158770 RF Wireless Module  
**To:** FCC 15.407 & Industry Canada RSS-247 Issue 1  
**Serial #:** RDWN39-U9c DFS Rev A  
**Issue Date:** 4<sup>th</sup> December 2015  
**Page:** 61 of 225

**Equipment Configuration for Radar Type 1**

<b>Variant:</b>	40 MHz (5500 MHz)	<b>Duty Cycle (%):</b>	35.00
<b>Data Rate:</b>	QAM 256	<b>Antenna Gain (dBi):</b>	11.00
<b>Modulation:</b>	OFDM	<b>Beam Forming Gain (Y):</b>	Not Applicable
<b>TPC:</b>		<b>Tested By:</b>	SB
<b>Engineering Test Notes:</b>			

**Test Measurement Results**

Pulse Width (us)	PRF (Hz)	PRI - PW (us)	# Pulses	Injections	Detections	Detection Rate	Result
1	1355	737	72	1	1	100.00%	DETECTED
1	1433	697	76	1	1	100.00%	DETECTED
1	1393	717	74	1	1	100.00%	DETECTED
1	1139	877	61	1	1	100.00%	DETECTED
1	1792	557	95	1	1	100.00%	DETECTED
1	1319	757	70	1	1	100.00%	DETECTED
1	1253	797	67	1	1	100.00%	DETECTED
1	1089	917	58	1	1	100.00%	DETECTED
1	1618	617	86	1	1	100.00%	DETECTED
1	1166	857	62	1	1	100.00%	DETECTED
1	1672	597	89	1	1	100.00%	DETECTED
1	1730	577	92	1	1	100.00%	DETECTED
1	1222	817	65	1	1	100.00%	DETECTED
1	1520	657	81	1	1	100.00%	DETECTED
1	1066	937	57	1	1	100.00%	DETECTED
1	1133	882	60	1	1	100.00%	DETECTED
1	339	2949	18	1	1	100.00%	DETECTED
1	919	1087	49	1	1	100.00%	DETECTED
1	1107	902	59	1	1	100.00%	DETECTED
1	1017	982	54	1	1	100.00%	DETECTED
1	1736	575	92	1	1	100.00%	DETECTED
1	745	1342	40	1	1	100.00%	DETECTED
1	359	2785	19	1	1	100.00%	DETECTED
1	333	3001	18	1	1	100.00%	DETECTED
1	468	2138	25	1	1	100.00%	DETECTED
1	393	2545	21	1	1	100.00%	DETECTED
1	966	1034	51	1	1	100.00%	DETECTED
1	611	1636	33	1	1	100.00%	DETECTED
1	446	2240	24	1	1	100.00%	DETECTED
1	922	1084	49	1	1	100.00%	DETECTED
<b>Aggregate:</b>				<b>30</b>	<b>30</b>	<b>100.00%</b>	<b>Complies</b>

This test report may be reproduced in full only. The document may only be updated by MiCOM Labs personnel. All changes will be noted in the Document History section of the report.



**Title:** Radwin Ltd AP0158770 RF Wireless Module  
**To:** FCC 15.407 & Industry Canada RSS-247 Issue 1  
**Serial #:** RDWN39-U9c DFS Rev A  
**Issue Date:** 4<sup>th</sup> December 2015  
**Page:** 62 of 225

**Equipment Configuration for Radar Type 1**

<b>Variant:</b>	80 MHz (5500 MHz)	<b>Duty Cycle (%):</b>	35.00
<b>Data Rate:</b>	QAM 256	<b>Antenna Gain (dBi):</b>	11.00
<b>Modulation:</b>	OFDM	<b>Beam Forming Gain (Y):</b>	Not Applicable
<b>TPC:</b>		<b>Tested By:</b>	SB
<b>Engineering Test Notes:</b>			

**Test Measurement Results**

Pulse Width (us)	PRF (Hz)	PRI - PW (us)	# Pulses	Injections	Detections	Detection Rate	Result
1	1355	737	72	1	1	100.00%	DETECTED
1	1433	697	76	1	1	100.00%	DETECTED
1	1393	717	74	1	1	100.00%	DETECTED
1	1139	877	61	1	1	100.00%	DETECTED
1	1792	557	95	1	1	100.00%	DETECTED
1	1319	757	70	1	1	100.00%	DETECTED
1	1253	797	67	1	1	100.00%	DETECTED
1	1089	917	58	1	1	100.00%	DETECTED
1	1618	617	86	1	1	100.00%	DETECTED
1	1166	857	62	1	1	100.00%	DETECTED
1	1672	597	89	1	1	100.00%	DETECTED
1	1730	577	92	1	1	100.00%	DETECTED
1	1222	817	65	1	1	100.00%	DETECTED
1	1520	657	81	1	1	100.00%	DETECTED
1	1066	937	57	1	1	100.00%	DETECTED
1	1133	882	60	1	1	100.00%	DETECTED
1	339	2949	18	1	1	100.00%	DETECTED
1	919	1087	49	1	1	100.00%	DETECTED
1	1107	902	59	1	1	100.00%	DETECTED
1	1017	982	54	1	1	100.00%	DETECTED
1	1736	575	92	1	1	100.00%	DETECTED
1	745	1342	40	1	1	100.00%	DETECTED
1	359	2785	19	1	1	100.00%	DETECTED
1	333	3001	18	1	1	100.00%	DETECTED
1	468	2138	25	1	1	100.00%	DETECTED
1	393	2545	21	1	1	100.00%	DETECTED
1	966	1034	51	1	1	100.00%	DETECTED
1	611	1636	33	1	1	100.00%	DETECTED
1	446	2240	24	1	1	100.00%	DETECTED
1	922	1084	49	1	1	100.00%	DETECTED
<b>Aggregate:</b>				<b>30</b>	<b>30</b>	<b>100.00%</b>	<b>Complies</b>

This test report may be reproduced in full only. The document may only be updated by MiCOM Labs personnel. All changes will be noted in the Document History section of the report.



**Title:** Radwin Ltd AP0158770 RF Wireless Module  
**To:** FCC 15.407 & Industry Canada RSS-247 Issue 1  
**Serial #:** RDWN39-U9c DFS Rev A  
**Issue Date:** 4<sup>th</sup> December 2015  
**Page:** 63 of 225

**Equipment Configuration for Radar Type 2**

<b>Variant:</b>	5 MHz (5500 MHz)	<b>Duty Cycle (%):</b>	35.00
<b>Data Rate:</b>	QAM 64	<b>Antenna Gain (dBi):</b>	11.00
<b>Modulation:</b>	OFDM	<b>Beam Forming Gain (Y):</b>	Not Applicable
<b>TPC:</b>		<b>Tested By:</b>	SB
<b>Engineering Test Notes:</b>			

**Test Measurement Results**

Pulse Width (us)	PRF (Hz)	PRI - PW (us)	# Pulses	Injections	Detections	Detection Rate	Result
1.4	5051	196.6	28	1	1	100.00%	DETECTED
1.5	6494	152.5	25	1	1	100.00%	DETECTED
1.5	4444	223.5	26	1	1	100.00%	DETECTED
1.7	5155	192.3	26	1	1	100.00%	DETECTED
2	6329	156	28	1	1	100.00%	DETECTED
2	5988	165	27	1	1	100.00%	DETECTED
2.1	5102	193.9	29	1	1	100.00%	DETECTED
2.2	5128	192.8	23	1	1	100.00%	DETECTED
2.3	5405	182.7	24	1	1	100.00%	DETECTED
2.8	6211	158.2	25	1	1	100.00%	DETECTED
3.2	4717	208.8	26	1	1	100.00%	DETECTED
3.3	5155	190.7	23	1	1	100.00%	DETECTED
3.5	6579	148.5	23	1	1	100.00%	DETECTED
3.5	6061	161.5	29	1	1	100.00%	DETECTED
3.6	6494	150.4	27	1	1	100.00%	DETECTED
3.7	4878	201.3	26	1	1	100.00%	DETECTED
3.8	5525	177.2	23	1	1	100.00%	DETECTED
3.8	6369	153.2	28	1	1	100.00%	DETECTED
3.8	6623	147.2	23	1	1	100.00%	DETECTED
3.9	4608	213.1	23	1	1	100.00%	DETECTED
4	4785	205	29	1	1	100.00%	DETECTED
4.2	5076	192.8	26	1	1	100.00%	DETECTED
4.5	6369	152.5	27	1	1	100.00%	DETECTED
4.7	5236	186.3	24	1	1	100.00%	DETECTED
4.7	5525	176.3	27	1	1	100.00%	DETECTED
4.7	6667	145.3	28	1	1	100.00%	DETECTED
4.8	5435	179.2	23	1	1	100.00%	DETECTED
4.8	5291	184.2	29	1	1	100.00%	DETECTED
4.9	5917	164.1	25	1	1	100.00%	DETECTED
5	6536	148	27	1	1	100.00%	DETECTED
<b>Aggregate:</b>				<b>30</b>	<b>30</b>	<b>100.00%</b>	<b>Complies</b>

This test report may be reproduced in full only. The document may only be updated by MiCOM Labs personnel. All changes will be noted in the Document History section of the report.



**Title:** Radwin Ltd AP0158770 RF Wireless Module  
**To:** FCC 15.407 & Industry Canada RSS-247 Issue 1  
**Serial #:** RDWN39-U9c DFS Rev A  
**Issue Date:** 4<sup>th</sup> December 2015  
**Page:** 64 of 225

**Equipment Configuration for Radar Type 2**

<b>Variant:</b>	10 MHz (5500 MHz)	<b>Duty Cycle (%):</b>	35.00
<b>Data Rate:</b>	QAM 64	<b>Antenna Gain (dBi):</b>	11.00
<b>Modulation:</b>	OFDM	<b>Beam Forming Gain (Y):</b>	Not Applicable
<b>TPC:</b>		<b>Tested By:</b>	SB
<b>Engineering Test Notes:</b>			

**Test Measurement Results**

Pulse Width (us)	PRF (Hz)	PRI - PW (us)	# Pulses	Injections	Detections	Detection Rate	Result
1.4	5051	196.6	28	1	1	100.00%	DETECTED
1.5	6494	152.5	25	1	1	100.00%	DETECTED
1.5	4444	223.5	26	1	1	100.00%	DETECTED
1.7	5155	192.3	26	1	1	100.00%	DETECTED
2	6329	156	28	1	1	100.00%	DETECTED
2	5988	165	27	1	1	100.00%	DETECTED
2.1	5102	193.9	29	1	1	100.00%	DETECTED
2.2	5128	192.8	23	1	1	100.00%	DETECTED
2.3	5405	182.7	24	1	1	100.00%	DETECTED
2.8	6211	158.2	25	1	1	100.00%	DETECTED
3.2	4717	208.8	26	1	1	100.00%	DETECTED
3.3	5155	190.7	23	1	1	100.00%	DETECTED
3.5	6579	148.5	23	1	1	100.00%	DETECTED
3.5	6061	161.5	29	1	1	100.00%	DETECTED
3.6	6494	150.4	27	1	1	100.00%	DETECTED
3.7	4878	201.3	26	1	1	100.00%	DETECTED
3.8	5525	177.2	23	1	1	100.00%	DETECTED
3.8	6369	153.2	28	1	1	100.00%	DETECTED
3.8	6623	147.2	23	1	1	100.00%	DETECTED
3.9	4608	213.1	23	1	1	100.00%	DETECTED
4	4785	205	29	1	1	100.00%	DETECTED
4.2	5076	192.8	26	1	1	100.00%	DETECTED
4.5	6369	152.5	27	1	1	100.00%	DETECTED
4.7	5236	186.3	24	1	1	100.00%	DETECTED
4.7	5525	176.3	27	1	1	100.00%	DETECTED
4.7	6667	145.3	28	1	1	100.00%	DETECTED
4.8	5435	179.2	23	1	1	100.00%	DETECTED
4.8	5291	184.2	29	1	1	100.00%	DETECTED
4.9	5917	164.1	25	1	1	100.00%	DETECTED
5	6536	148	27	1	1	100.00%	DETECTED
<b>Aggregate:</b>				<b>30</b>	<b>30</b>	<b>100.00%</b>	<b>Complies</b>

This test report may be reproduced in full only. The document may only be updated by MiCOM Labs personnel. All changes will be noted in the Document History section of the report.





**Title:** Radwin Ltd AP0158770 RF Wireless Module  
**To:** FCC 15.407 & Industry Canada RSS-247 Issue 1  
**Serial #:** RDWN39-U9c DFS Rev A  
**Issue Date:** 4<sup>th</sup> December 2015  
**Page:** 65 of 225

**Equipment Configuration for Radar Type 2**

<b>Variant:</b>	20 MHz (5500 MHz)	<b>Duty Cycle (%):</b>	35.00
<b>Data Rate:</b>	QAM 64	<b>Antenna Gain (dBi):</b>	11.00
<b>Modulation:</b>	OFDM	<b>Beam Forming Gain (Y):</b>	Not Applicable
<b>TPC:</b>		<b>Tested By:</b>	SB
<b>Engineering Test Notes:</b>			

**Test Measurement Results**

Pulse Width (us)	PRF (Hz)	PRI - PW (us)	# Pulses	Injections	Detections	Detection Rate	Result
1.4	5051	196.6	28	1	1	100.00%	DETECTED
1.5	6494	152.5	25	1	1	100.00%	DETECTED
1.5	4444	223.5	26	1	1	100.00%	DETECTED
1.7	5155	192.3	26	1	1	100.00%	DETECTED
2	6329	156	28	1	1	100.00%	DETECTED
2	5988	165	27	1	1	100.00%	DETECTED
2.1	5102	193.9	29	1	1	100.00%	DETECTED
2.2	5128	192.8	23	1	1	100.00%	DETECTED
2.3	5405	182.7	24	1	1	100.00%	DETECTED
2.8	6211	158.2	25	1	1	100.00%	DETECTED
3.2	4717	208.8	26	1	1	100.00%	DETECTED
3.3	5155	190.7	23	1	1	100.00%	DETECTED
3.5	6579	148.5	23	1	1	100.00%	DETECTED
3.5	6061	161.5	29	1	1	100.00%	DETECTED
3.6	6494	150.4	27	1	1	100.00%	DETECTED
3.7	4878	201.3	26	1	1	100.00%	DETECTED
3.8	5525	177.2	23	1	1	100.00%	DETECTED
3.8	6369	153.2	28	1	1	100.00%	DETECTED
3.8	6623	147.2	23	1	1	100.00%	DETECTED
3.9	4608	213.1	23	1	1	100.00%	DETECTED
4	4785	205	29	1	1	100.00%	DETECTED
4.2	5076	192.8	26	1	1	100.00%	DETECTED
4.5	6369	152.5	27	1	1	100.00%	DETECTED
4.7	5236	186.3	24	1	1	100.00%	DETECTED
4.7	5525	176.3	27	1	1	100.00%	DETECTED
4.7	6667	145.3	28	1	1	100.00%	DETECTED
4.8	5435	179.2	23	1	1	100.00%	DETECTED
4.8	5291	184.2	29	1	1	100.00%	DETECTED
4.9	5917	164.1	25	1	1	100.00%	DETECTED
5	6536	148	27	1	1	100.00%	DETECTED
<b>Aggregate:</b>				<b>30</b>	<b>30</b>	<b>100.00%</b>	<b>Complies</b>

This test report may be reproduced in full only. The document may only be updated by MiCOM Labs personnel. All changes will be noted in the Document History section of the report.



**Title:** Radwin Ltd AP0158770 RF Wireless Module  
**To:** FCC 15.407 & Industry Canada RSS-247 Issue 1  
**Serial #:** RDWN39-U9c DFS Rev A  
**Issue Date:** 4<sup>th</sup> December 2015  
**Page:** 66 of 225

**Equipment Configuration for Radar Type 2**

<b>Variant:</b>	40 MHz (5500 MHz)	<b>Duty Cycle (%):</b>	35.00
<b>Data Rate:</b>	QAM 256	<b>Antenna Gain (dBi):</b>	11.00
<b>Modulation:</b>	OFDM	<b>Beam Forming Gain (Y):</b>	Not Applicable
<b>TPC:</b>		<b>Tested By:</b>	SB
<b>Engineering Test Notes:</b>			

**Test Measurement Results**

Pulse Width (us)	PRF (Hz)	PRI - PW (us)	# Pulses	Injections	Detections	Detection Rate	Result
1.4	5051	196.6	28	1	1	100.00%	DETECTED
1.5	6494	152.5	25	1	1	100.00%	DETECTED
1.5	4444	223.5	26	1	1	100.00%	DETECTED
1.7	5155	192.3	26	1	1	100.00%	DETECTED
2	6329	156	28	1	1	100.00%	DETECTED
2	5988	165	27	1	1	100.00%	DETECTED
2.1	5102	193.9	29	1	1	100.00%	DETECTED
2.2	5128	192.8	23	1	1	100.00%	DETECTED
2.3	5405	182.7	24	1	1	100.00%	DETECTED
2.8	6211	158.2	25	1	1	100.00%	DETECTED
3.2	4717	208.8	26	1	1	100.00%	DETECTED
3.3	5155	190.7	23	1	1	100.00%	DETECTED
3.5	6579	148.5	23	1	1	100.00%	DETECTED
3.5	6061	161.5	29	1	1	100.00%	DETECTED
3.6	6494	150.4	27	1	1	100.00%	DETECTED
3.7	4878	201.3	26	1	1	100.00%	DETECTED
3.8	5525	177.2	23	1	1	100.00%	DETECTED
3.8	6369	153.2	28	1	1	100.00%	DETECTED
3.8	6623	147.2	23	1	1	100.00%	DETECTED
3.9	4608	213.1	23	1	1	100.00%	DETECTED
4	4785	205	29	1	1	100.00%	DETECTED
4.2	5076	192.8	26	1	1	100.00%	DETECTED
4.5	6369	152.5	27	1	1	100.00%	DETECTED
4.7	5236	186.3	24	1	1	100.00%	DETECTED
4.7	5525	176.3	27	1	1	100.00%	DETECTED
4.7	6667	145.3	28	1	1	100.00%	DETECTED
4.8	5435	179.2	23	1	1	100.00%	DETECTED
4.8	5291	184.2	29	1	1	100.00%	DETECTED
4.9	5917	164.1	25	1	1	100.00%	DETECTED
5	6536	148	27	1	1	100.00%	DETECTED
<b>Aggregate:</b>				<b>30</b>	<b>30</b>	<b>100.00%</b>	<b>Complies</b>

This test report may be reproduced in full only. The document may only be updated by MiCOM Labs personnel. All changes will be noted in the Document History section of the report.



**Title:** Radwin Ltd AP0158770 RF Wireless Module  
**To:** FCC 15.407 & Industry Canada RSS-247 Issue 1  
**Serial #:** RDWN39-U9c DFS Rev A  
**Issue Date:** 4<sup>th</sup> December 2015  
**Page:** 67 of 225

**Equipment Configuration for Radar Type 2**

<b>Variant:</b>	80 MHz (5500 MHz)	<b>Duty Cycle (%):</b>	35.00
<b>Data Rate:</b>	QAM 256	<b>Antenna Gain (dBi):</b>	11.00
<b>Modulation:</b>	OFDM	<b>Beam Forming Gain (Y):</b>	Not Applicable
<b>TPC:</b>		<b>Tested By:</b>	SB
<b>Engineering Test Notes:</b>			

**Test Measurement Results**

Pulse Width (us)	PRF (Hz)	PRI - PW (us)	# Pulses	Injections	Detections	Detection Rate	Result
1.4	5051	196.6	28	1	1	100.00%	DETECTED
1.5	6494	152.5	25	1	1	100.00%	DETECTED
1.5	4444	223.5	26	1	1	100.00%	DETECTED
1.7	5155	192.3	26	1	1	100.00%	DETECTED
2	6329	156	28	1	1	100.00%	DETECTED
2	5988	165	27	1	1	100.00%	DETECTED
2.1	5102	193.9	29	1	1	100.00%	DETECTED
2.2	5128	192.8	23	1	1	100.00%	DETECTED
2.3	5405	182.7	24	1	1	100.00%	DETECTED
2.8	6211	158.2	25	1	1	100.00%	DETECTED
3.2	4717	208.8	26	1	1	100.00%	DETECTED
3.3	5155	190.7	23	1	1	100.00%	DETECTED
3.5	6579	148.5	23	1	1	100.00%	DETECTED
3.5	6061	161.5	29	1	1	100.00%	DETECTED
3.6	6494	150.4	27	1	1	100.00%	DETECTED
3.7	4878	201.3	26	1	1	100.00%	DETECTED
3.8	5525	177.2	23	1	1	100.00%	DETECTED
3.8	6369	153.2	28	1	1	100.00%	DETECTED
3.8	6623	147.2	23	1	1	100.00%	DETECTED
3.9	4608	213.1	23	1	1	100.00%	DETECTED
4	4785	205	29	1	1	100.00%	DETECTED
4.2	5076	192.8	26	1	1	100.00%	DETECTED
4.5	6369	152.5	27	1	1	100.00%	DETECTED
4.7	5236	186.3	24	1	1	100.00%	DETECTED
4.7	5525	176.3	27	1	1	100.00%	DETECTED
4.7	6667	145.3	28	1	1	100.00%	DETECTED
4.8	5435	179.2	23	1	1	100.00%	DETECTED
4.8	5291	184.2	29	1	1	100.00%	DETECTED
4.9	5917	164.1	25	1	1	100.00%	DETECTED
5	6536	148	27	1	1	100.00%	DETECTED
<b>Aggregate:</b>				<b>30</b>	<b>30</b>	<b>100.00%</b>	<b>Complies</b>

This test report may be reproduced in full only. The document may only be updated by MiCOM Labs personnel. All changes will be noted in the Document History section of the report.



**Title:** Radwin Ltd AP0158770 RF Wireless Module  
**To:** FCC 15.407 & Industry Canada RSS-247 Issue 1  
**Serial #:** RDWN39-U9c DFS Rev A  
**Issue Date:** 4<sup>th</sup> December 2015  
**Page:** 68 of 225

**Equipment Configuration for Radar Type 3**

<b>Variant:</b>	5 MHz (5500 MHz)	<b>Duty Cycle (%):</b>	35.00
<b>Data Rate:</b>	QAM 64	<b>Antenna Gain (dBi):</b>	11.00
<b>Modulation:</b>	OFDM	<b>Beam Forming Gain (Y):</b>	Not Applicable
<b>TPC:</b>		<b>Tested By:</b>	SB
<b>Engineering Test Notes:</b>			

**Test Measurement Results**

Pulse Width (us)	PRF (Hz)	PRI - PW (us)	# Pulses	Injections	Detections	Detection Rate	Result
10	3077	315	18	1	1	100.00%	DETECTED
6.2	2268	434.8	17	1	1	100.00%	DETECTED
6.2	2320	424.8	18	1	1	100.00%	DETECTED
6.5	3497	279.5	18	1	1	100.00%	DETECTED
6.5	2801	350.5	17	1	1	100.00%	DETECTED
6.9	2809	349.1	18	1	1	100.00%	DETECTED
7	2066	477	17	1	1	100.00%	DETECTED
7.5	2273	432.5	17	1	0	0.00%	NOT DETECTED
7.5	2915	335.5	17	1	1	100.00%	DETECTED
7.6	3268	298.4	16	1	1	100.00%	DETECTED
7.6	4975	193.4	18	1	1	100.00%	DETECTED
7.9	2801	349.1	16	1	1	100.00%	DETECTED
7.9	2188	449.1	18	1	1	100.00%	DETECTED
8	2494	393	18	1	1	100.00%	DETECTED
8.1	2208	444.9	17	1	1	100.00%	DETECTED
8.6	2488	393.4	18	1	1	100.00%	DETECTED
8.6	2273	431.4	16	1	1	100.00%	DETECTED
8.7	3546	273.3	18	1	1	100.00%	DETECTED
8.8	3717	260.2	18	1	0	0.00%	NOT DETECTED
9	2083	471	16	1	1	100.00%	DETECTED
9.1	2070	473.9	18	1	1	100.00%	DETECTED
9.2	2288	427.8	17	1	1	100.00%	DETECTED
9.3	2463	396.7	17	1	1	100.00%	DETECTED
9.3	3731	258.7	16	1	1	100.00%	DETECTED
9.6	3049	318.4	17	1	1	100.00%	DETECTED
9.6	3344	289.4	18	1	1	100.00%	DETECTED
9.8	2833	343.2	17	1	1	100.00%	DETECTED
9.8	2494	391.2	17	1	1	100.00%	DETECTED
9.9	2179	449.1	16	1	1	100.00%	DETECTED
9.9	2427	402.1	16	1	1	100.00%	DETECTED
<b>Aggregate:</b>				<b>30</b>	<b>28</b>	<b>93.33%</b>	<b>Complies</b>

This test report may be reproduced in full only. The document may only be updated by MiCOM Labs personnel. All changes will be noted in the Document History section of the report.



**Title:** Radwin Ltd AP0158770 RF Wireless Module  
**To:** FCC 15.407 & Industry Canada RSS-247 Issue 1  
**Serial #:** RDWN39-U9c DFS Rev A  
**Issue Date:** 4<sup>th</sup> December 2015  
**Page:** 69 of 225

**Equipment Configuration for Radar Type 3**

<b>Variant:</b>	10 MHz (5500 MHz)	<b>Duty Cycle (%):</b>	35.00
<b>Data Rate:</b>	QAM 64	<b>Antenna Gain (dBi):</b>	11.00
<b>Modulation:</b>	OFDM	<b>Beam Forming Gain (Y):</b>	Not Applicable
<b>TPC:</b>		<b>Tested By:</b>	SB
<b>Engineering Test Notes:</b>			

**Test Measurement Results**

Pulse Width (us)	PRF (Hz)	PRI - PW (us)	# Pulses	Injections	Detections	Detection Rate	Result
10	3077	315	18	1	1	100.00%	DETECTED
6.2	2268	434.8	17	1	1	100.00%	DETECTED
6.2	2320	424.8	18	1	1	100.00%	DETECTED
6.5	3497	279.5	18	1	1	100.00%	DETECTED
6.5	2801	350.5	17	1	1	100.00%	DETECTED
6.9	2809	349.1	18	1	1	100.00%	DETECTED
7	2066	477	17	1	1	100.00%	DETECTED
7.5	2273	432.5	17	1	1	100.00%	DETECTED
7.5	2915	335.5	17	1	1	100.00%	DETECTED
7.6	3268	298.4	16	1	1	100.00%	DETECTED
7.6	4975	193.4	18	1	1	100.00%	DETECTED
7.9	2801	349.1	16	1	1	100.00%	DETECTED
7.9	2188	449.1	18	1	1	100.00%	DETECTED
8	2494	393	18	1	1	100.00%	DETECTED
8.1	2208	444.9	17	1	1	100.00%	DETECTED
8.6	2488	393.4	18	1	1	100.00%	DETECTED
8.6	2273	431.4	16	1	1	100.00%	DETECTED
8.7	3546	273.3	18	1	1	100.00%	DETECTED
8.8	3717	260.2	18	1	1	100.00%	DETECTED
9	2083	471	16	1	1	100.00%	DETECTED
9.1	2070	473.9	18	1	1	100.00%	DETECTED
9.2	2288	427.8	17	1	1	100.00%	DETECTED
9.3	2463	396.7	17	1	1	100.00%	DETECTED
9.3	3731	258.7	16	1	1	100.00%	DETECTED
9.6	3049	318.4	17	1	1	100.00%	DETECTED
9.6	3344	289.4	18	1	1	100.00%	DETECTED
9.8	2833	343.2	17	1	1	100.00%	DETECTED
9.8	2494	391.2	17	1	1	100.00%	DETECTED
9.9	2179	449.1	16	1	1	100.00%	DETECTED
9.9	2427	402.1	16	1	1	100.00%	DETECTED
<b>Aggregate:</b>				<b>30</b>	<b>30</b>	<b>100.00%</b>	<b>Complies</b>

This test report may be reproduced in full only. The document may only be updated by MiCOM Labs personnel. All changes will be noted in the Document History section of the report.



**Title:** Radwin Ltd AP0158770 RF Wireless Module  
**To:** FCC 15.407 & Industry Canada RSS-247 Issue 1  
**Serial #:** RDWN39-U9c DFS Rev A  
**Issue Date:** 4<sup>th</sup> December 2015  
**Page:** 70 of 225

**Equipment Configuration for Radar Type 3**

<b>Variant:</b>	20 MHz (5500 MHz)	<b>Duty Cycle (%):</b>	35.00
<b>Data Rate:</b>	QAM 64	<b>Antenna Gain (dBi):</b>	11.00
<b>Modulation:</b>	OFDM	<b>Beam Forming Gain (Y):</b>	Not Applicable
<b>TPC:</b>		<b>Tested By:</b>	SB
<b>Engineering Test Notes:</b>			

**Test Measurement Results**

Pulse Width (us)	PRF (Hz)	PRI - PW (us)	# Pulses	Injections	Detections	Detection Rate	Result
10	3077	315	18	1	1	100.00%	DETECTED
6.2	2268	434.8	17	1	1	100.00%	DETECTED
6.2	2320	424.8	18	1	1	100.00%	DETECTED
6.5	3497	279.5	18	1	1	100.00%	DETECTED
6.5	2801	350.5	17	1	1	100.00%	DETECTED
6.9	2809	349.1	18	1	1	100.00%	DETECTED
7	2066	477	17	1	1	100.00%	DETECTED
7.5	2273	432.5	17	1	1	100.00%	DETECTED
7.5	2915	335.5	17	1	1	100.00%	DETECTED
7.6	3268	298.4	16	1	1	100.00%	DETECTED
7.6	4975	193.4	18	1	1	100.00%	DETECTED
7.9	2801	349.1	16	1	1	100.00%	DETECTED
7.9	2188	449.1	18	1	1	100.00%	DETECTED
8	2494	393	18	1	1	100.00%	DETECTED
8.1	2208	444.9	17	1	1	100.00%	DETECTED
8.6	2488	393.4	18	1	1	100.00%	DETECTED
8.6	2273	431.4	16	1	1	100.00%	DETECTED
8.7	3546	273.3	18	1	1	100.00%	DETECTED
8.8	3717	260.2	18	1	1	100.00%	DETECTED
9	2083	471	16	1	1	100.00%	DETECTED
9.1	2070	473.9	18	1	1	100.00%	DETECTED
9.2	2288	427.8	17	1	1	100.00%	DETECTED
9.3	2463	396.7	17	1	1	100.00%	DETECTED
9.3	3731	258.7	16	1	1	100.00%	DETECTED
9.6	3049	318.4	17	1	1	100.00%	DETECTED
9.6	3344	289.4	18	1	1	100.00%	DETECTED
9.8	2833	343.2	17	1	1	100.00%	DETECTED
9.8	2494	391.2	17	1	1	100.00%	DETECTED
9.9	2179	449.1	16	1	1	100.00%	DETECTED
9.9	2427	402.1	16	1	1	100.00%	DETECTED
<b>Aggregate:</b>				<b>30</b>	<b>30</b>	<b>100.00%</b>	<b>Complies</b>

This test report may be reproduced in full only. The document may only be updated by MiCOM Labs personnel. All changes will be noted in the Document History section of the report.



**Title:** Radwin Ltd AP0158770 RF Wireless Module  
**To:** FCC 15.407 & Industry Canada RSS-247 Issue 1  
**Serial #:** RDWN39-U9c DFS Rev A  
**Issue Date:** 4<sup>th</sup> December 2015  
**Page:** 71 of 225

**Equipment Configuration for Radar Type 3**

<b>Variant:</b>	40 MHz (5500 MHz)	<b>Duty Cycle (%):</b>	35.00
<b>Data Rate:</b>	QAM 256	<b>Antenna Gain (dBi):</b>	11.00
<b>Modulation:</b>	OFDM	<b>Beam Forming Gain (Y):</b>	Not Applicable
<b>TPC:</b>		<b>Tested By:</b>	SB
<b>Engineering Test Notes:</b>			

**Test Measurement Results**

Pulse Width (us)	PRF (Hz)	PRI - PW (us)	# Pulses	Injections	Detections	Detection Rate	Result
10	3077	315	18	1	1	100.00%	DETECTED
6.2	2268	434.8	17	1	1	100.00%	DETECTED
6.2	2320	424.8	18	1	1	100.00%	DETECTED
6.5	3497	279.5	18	1	1	100.00%	DETECTED
6.5	2801	350.5	17	1	1	100.00%	DETECTED
6.9	2809	349.1	18	1	1	100.00%	DETECTED
7	2066	477	17	1	1	100.00%	DETECTED
7.5	2273	432.5	17	1	1	100.00%	DETECTED
7.5	2915	335.5	17	1	1	100.00%	DETECTED
7.6	3268	298.4	16	1	1	100.00%	DETECTED
7.6	4975	193.4	18	1	1	100.00%	DETECTED
7.9	2801	349.1	16	1	1	100.00%	DETECTED
7.9	2188	449.1	18	1	1	100.00%	DETECTED
8	2494	393	18	1	1	100.00%	DETECTED
8.1	2208	444.9	17	1	1	100.00%	DETECTED
8.6	2488	393.4	18	1	1	100.00%	DETECTED
8.6	2273	431.4	16	1	1	100.00%	DETECTED
8.7	3546	273.3	18	1	1	100.00%	DETECTED
8.8	3717	260.2	18	1	1	100.00%	DETECTED
9	2083	471	16	1	1	100.00%	DETECTED
9.1	2070	473.9	18	1	1	100.00%	DETECTED
9.2	2288	427.8	17	1	1	100.00%	DETECTED
9.3	2463	396.7	17	1	1	100.00%	DETECTED
9.3	3731	258.7	16	1	1	100.00%	DETECTED
9.6	3049	318.4	17	1	1	100.00%	DETECTED
9.6	3344	289.4	18	1	1	100.00%	DETECTED
9.8	2833	343.2	17	1	1	100.00%	DETECTED
9.8	2494	391.2	17	1	1	100.00%	DETECTED
9.9	2179	449.1	16	1	1	100.00%	DETECTED
9.9	2427	402.1	16	1	1	100.00%	DETECTED
<b>Aggregate:</b>				<b>30</b>	<b>30</b>	<b>100.00%</b>	<b>Complies</b>

This test report may be reproduced in full only. The document may only be updated by MiCOM Labs personnel. All changes will be noted in the Document History section of the report.



**Title:** Radwin Ltd AP0158770 RF Wireless Module  
**To:** FCC 15.407 & Industry Canada RSS-247 Issue 1  
**Serial #:** RDWN39-U9c DFS Rev A  
**Issue Date:** 4<sup>th</sup> December 2015  
**Page:** 72 of 225

**Equipment Configuration for Radar Type 3**

<b>Variant:</b>	80 MHz (5500 MHz)	<b>Duty Cycle (%):</b>	35.00
<b>Data Rate:</b>	QAM 256	<b>Antenna Gain (dBi):</b>	11.00
<b>Modulation:</b>	OFDM	<b>Beam Forming Gain (Y):</b>	Not Applicable
<b>TPC:</b>		<b>Tested By:</b>	SB
<b>Engineering Test Notes:</b>			

**Test Measurement Results**

Pulse Width (us)	PRF (Hz)	PRI - PW (us)	# Pulses	Injections	Detections	Detection Rate	Result
10	3077	315	18	1	1	100.00%	DETECTED
6.2	2268	434.8	17	1	1	100.00%	DETECTED
6.2	2320	424.8	18	1	1	100.00%	DETECTED
6.5	3497	279.5	18	1	1	100.00%	DETECTED
6.5	2801	350.5	17	1	1	100.00%	DETECTED
6.9	2809	349.1	18	1	1	100.00%	DETECTED
7	2066	477	17	1	1	100.00%	DETECTED
7.5	2273	432.5	17	1	1	100.00%	DETECTED
7.5	2915	335.5	17	1	1	100.00%	DETECTED
7.6	3268	298.4	16	1	1	100.00%	DETECTED
7.6	4975	193.4	18	1	1	100.00%	DETECTED
7.9	2801	349.1	16	1	1	100.00%	DETECTED
7.9	2188	449.1	18	1	1	100.00%	DETECTED
8	2494	393	18	1	1	100.00%	DETECTED
8.1	2208	444.9	17	1	1	100.00%	DETECTED
8.6	2488	393.4	18	1	1	100.00%	DETECTED
8.6	2273	431.4	16	1	1	100.00%	DETECTED
8.7	3546	273.3	18	1	1	100.00%	DETECTED
8.8	3717	260.2	18	1	1	100.00%	DETECTED
9	2083	471	16	1	1	100.00%	DETECTED
9.1	2070	473.9	18	1	1	100.00%	DETECTED
9.2	2288	427.8	17	1	1	100.00%	DETECTED
9.3	2463	396.7	17	1	1	100.00%	DETECTED
9.3	3731	258.7	16	1	1	100.00%	DETECTED
9.6	3049	318.4	17	1	1	100.00%	DETECTED
9.6	3344	289.4	18	1	1	100.00%	DETECTED
9.8	2833	343.2	17	1	1	100.00%	DETECTED
9.8	2494	391.2	17	1	1	100.00%	DETECTED
9.9	2179	449.1	16	1	1	100.00%	DETECTED
9.9	2427	402.1	16	1	1	100.00%	DETECTED
<b>Aggregate:</b>				<b>30</b>	<b>30</b>	<b>100.00%</b>	<b>Complies</b>

This test report may be reproduced in full only. The document may only be updated by MiCOM Labs personnel. All changes will be noted in the Document History section of the report.





**Title:** Radwin Ltd AP0158770 RF Wireless Module  
**To:** FCC 15.407 & Industry Canada RSS-247 Issue 1  
**Serial #:** RDWN39-U9c DFS Rev A  
**Issue Date:** 4<sup>th</sup> December 2015  
**Page:** 73 of 225

**Equipment Configuration for Radar Type 4**

<b>Variant:</b>	5 MHz (5500 MHz)	<b>Duty Cycle (%):</b>	35.00
<b>Data Rate:</b>	QAM 64	<b>Antenna Gain (dBi):</b>	11.00
<b>Modulation:</b>	OFDM	<b>Beam Forming Gain (Y):</b>	Not Applicable
<b>TPC:</b>		<b>Tested By:</b>	SB
<b>Engineering Test Notes:</b>			

**Test Measurement Results**

Pulse Width (us)	PRF (Hz)	PRI - PW (us)	# Pulses	Injections	Detections	Detection Rate	Result
11	2577	377	15	1	1	100.00%	DETECTED
11.5	2174	448.5	12	1	1	100.00%	DETECTED
11.6	2364	411.4	14	1	1	100.00%	DETECTED
12.3	2012	484.7	12	1	1	100.00%	DETECTED
12.4	3802	250.6	13	1	1	100.00%	DETECTED
12.5	2096	464.5	15	1	1	100.00%	DETECTED
12.5	2639	366.5	13	1	1	100.00%	DETECTED
13.5	2079	467.5	16	1	1	100.00%	DETECTED
13.8	2571	375.2	15	1	1	100.00%	DETECTED
13.8	2427	398.2	14	1	1	100.00%	DETECTED
13.9	3390	281.1	16	1	0	0.00%	NOT DETECTED
14.8	4762	195.2	12	1	1	100.00%	DETECTED
15.3	4878	189.7	16	1	1	100.00%	DETECTED
16.1	4032	231.9	14	1	1	100.00%	DETECTED
16.7	4049	230.3	15	1	1	100.00%	DETECTED
16.7	4425	209.3	12	1	1	100.00%	DETECTED
16.7	5000	183.3	12	1	1	100.00%	DETECTED
17	2101	459	13	1	1	100.00%	DETECTED
17.3	3333	282.7	12	1	1	100.00%	DETECTED
17.5	2933	323.5	16	1	1	100.00%	DETECTED
17.6	2283	420.4	16	1	1	100.00%	DETECTED
17.7	2232	430.3	13	1	1	100.00%	DETECTED
18	3344	281	13	1	1	100.00%	DETECTED
18.5	3788	245.5	15	1	1	100.00%	DETECTED
18.5	3534	264.5	12	1	1	100.00%	DETECTED
18.7	3135	300.3	16	1	1	100.00%	DETECTED
19.1	3968	232.9	16	1	0	0.00%	NOT DETECTED
19.2	2160	443.8	16	1	1	100.00%	DETECTED
19.2	4016	229.8	14	1	1	100.00%	DETECTED
19.4	2375	401.6	13	1	1	100.00%	DETECTED
<b>Aggregate:</b>				<b>30</b>	<b>28</b>	<b>93.33%</b>	<b>Complies</b>

This test report may be reproduced in full only. The document may only be updated by MiCOM Labs personnel. All changes will be noted in the Document History section of the report.



**Title:** Radwin Ltd AP0158770 RF Wireless Module  
**To:** FCC 15.407 & Industry Canada RSS-247 Issue 1  
**Serial #:** RDWN39-U9c DFS Rev A  
**Issue Date:** 4<sup>th</sup> December 2015  
**Page:** 74 of 225

**Equipment Configuration for Radar Type 4**

<b>Variant:</b>	10 MHz (5500 MHz)	<b>Duty Cycle (%):</b>	35.00
<b>Data Rate:</b>	QAM 64	<b>Antenna Gain (dBi):</b>	11.00
<b>Modulation:</b>	OFDM	<b>Beam Forming Gain (Y):</b>	Not Applicable
<b>TPC:</b>		<b>Tested By:</b>	SB
<b>Engineering Test Notes:</b>			

**Test Measurement Results**

Pulse Width (us)	PRF (Hz)	PRI - PW (us)	# Pulses	Injections	Detections	Detection Rate	Result
11	2577	377	15	1	1	100.00%	DETECTED
11.5	2174	448.5	12	1	1	100.00%	DETECTED
11.6	2364	411.4	14	1	1	100.00%	DETECTED
12.3	2012	484.7	12	1	1	100.00%	DETECTED
12.4	3802	250.6	13	1	1	100.00%	DETECTED
12.5	2096	464.5	15	1	1	100.00%	DETECTED
12.5	2639	366.5	13	1	1	100.00%	DETECTED
13.5	2079	467.5	16	1	1	100.00%	DETECTED
13.8	2571	375.2	15	1	1	100.00%	DETECTED
13.8	2427	398.2	14	1	1	100.00%	DETECTED
13.9	3390	281.1	16	1	1	100.00%	DETECTED
14.8	4762	195.2	12	1	1	100.00%	DETECTED
15.3	4878	189.7	16	1	1	100.00%	DETECTED
16.1	4032	231.9	14	1	1	100.00%	DETECTED
16.7	4049	230.3	15	1	1	100.00%	DETECTED
16.7	4425	209.3	12	1	1	100.00%	DETECTED
16.7	5000	183.3	12	1	1	100.00%	DETECTED
17	2101	459	13	1	1	100.00%	DETECTED
17.3	3333	282.7	12	1	1	100.00%	DETECTED
17.5	2933	323.5	16	1	1	100.00%	DETECTED
17.6	2283	420.4	16	1	1	100.00%	DETECTED
17.7	2232	430.3	13	1	1	100.00%	DETECTED
18	3344	281	13	1	1	100.00%	DETECTED
18.5	3788	245.5	15	1	1	100.00%	DETECTED
18.5	3534	264.5	12	1	1	100.00%	DETECTED
18.7	3135	300.3	16	1	1	100.00%	DETECTED
19.1	3968	232.9	16	1	1	100.00%	DETECTED
19.2	2160	443.8	16	1	1	100.00%	DETECTED
19.2	4016	229.8	14	1	1	100.00%	DETECTED
19.4	2375	401.6	13	1	1	100.00%	DETECTED
<b>Aggregate:</b>				<b>30</b>	<b>30</b>	<b>100.00%</b>	<b>Complies</b>

This test report may be reproduced in full only. The document may only be updated by MiCOM Labs personnel. All changes will be noted in the Document History section of the report.



**Title:** Radwin Ltd AP0158770 RF Wireless Module  
**To:** FCC 15.407 & Industry Canada RSS-247 Issue 1  
**Serial #:** RDWN39-U9c DFS Rev A  
**Issue Date:** 4<sup>th</sup> December 2015  
**Page:** 75 of 225

**Equipment Configuration for Radar Type 4**

<b>Variant:</b>	20 MHz (5500 MHz)	<b>Duty Cycle (%):</b>	35.00
<b>Data Rate:</b>	QAM 64	<b>Antenna Gain (dBi):</b>	11.00
<b>Modulation:</b>	OFDM	<b>Beam Forming Gain (Y):</b>	Not Applicable
<b>TPC:</b>		<b>Tested By:</b>	SB
<b>Engineering Test Notes:</b>			

**Test Measurement Results**

Pulse Width (us)	PRF (Hz)	PRI - PW (us)	# Pulses	Injections	Detections	Detection Rate	Result
11	2577	377	15	1	1	100.00%	DETECTED
11.5	2174	448.5	12	1	1	100.00%	DETECTED
11.6	2364	411.4	14	1	1	100.00%	DETECTED
12.3	2012	484.7	12	1	1	100.00%	DETECTED
12.4	3802	250.6	13	1	1	100.00%	DETECTED
12.5	2096	464.5	15	1	1	100.00%	DETECTED
12.5	2639	366.5	13	1	1	100.00%	DETECTED
13.5	2079	467.5	16	1	1	100.00%	DETECTED
13.8	2571	375.2	15	1	1	100.00%	DETECTED
13.8	2427	398.2	14	1	1	100.00%	DETECTED
13.9	3390	281.1	16	1	1	100.00%	DETECTED
14.8	4762	195.2	12	1	1	100.00%	DETECTED
15.3	4878	189.7	16	1	1	100.00%	DETECTED
16.1	4032	231.9	14	1	1	100.00%	DETECTED
16.7	4049	230.3	15	1	1	100.00%	DETECTED
16.7	4425	209.3	12	1	1	100.00%	DETECTED
16.7	5000	183.3	12	1	1	100.00%	DETECTED
17	2101	459	13	1	1	100.00%	DETECTED
17.3	3333	282.7	12	1	1	100.00%	DETECTED
17.5	2933	323.5	16	1	1	100.00%	DETECTED
17.6	2283	420.4	16	1	1	100.00%	DETECTED
17.7	2232	430.3	13	1	1	100.00%	DETECTED
18	3344	281	13	1	1	100.00%	DETECTED
18.5	3788	245.5	15	1	1	100.00%	DETECTED
18.5	3534	264.5	12	1	1	100.00%	DETECTED
18.7	3135	300.3	16	1	1	100.00%	DETECTED
19.1	3968	232.9	16	1	1	100.00%	DETECTED
19.2	2160	443.8	16	1	1	100.00%	DETECTED
19.2	4016	229.8	14	1	1	100.00%	DETECTED
19.4	2375	401.6	13	1	1	100.00%	DETECTED
<b>Aggregate:</b>				<b>30</b>	<b>30</b>	<b>100.00%</b>	<b>Complies</b>

This test report may be reproduced in full only. The document may only be updated by MiCOM Labs personnel. All changes will be noted in the Document History section of the report.



**Title:** Radwin Ltd AP0158770 RF Wireless Module  
**To:** FCC 15.407 & Industry Canada RSS-247 Issue 1  
**Serial #:** RDWN39-U9c DFS Rev A  
**Issue Date:** 4<sup>th</sup> December 2015  
**Page:** 76 of 225

**Equipment Configuration for Radar Type 4**

<b>Variant:</b>	40 MHz (5500 MHz)	<b>Duty Cycle (%):</b>	35.00
<b>Data Rate:</b>	QAM 256	<b>Antenna Gain (dBi):</b>	11.00
<b>Modulation:</b>	OFDM	<b>Beam Forming Gain (Y):</b>	Not Applicable
<b>TPC:</b>		<b>Tested By:</b>	SB
<b>Engineering Test Notes:</b>			

**Test Measurement Results**

Pulse Width (us)	PRF (Hz)	PRI - PW (us)	# Pulses	Injections	Detections	Detection Rate	Result
11	2577	377	15	1	1	100.00%	DETECTED
11.5	2174	448.5	12	1	1	100.00%	DETECTED
11.6	2364	411.4	14	1	1	100.00%	DETECTED
12.3	2012	484.7	12	1	1	100.00%	DETECTED
12.4	3802	250.6	13	1	1	100.00%	DETECTED
12.5	2096	464.5	15	1	1	100.00%	DETECTED
12.5	2639	366.5	13	1	1	100.00%	DETECTED
13.5	2079	467.5	16	1	1	100.00%	DETECTED
13.8	2571	375.2	15	1	1	100.00%	DETECTED
13.8	2427	398.2	14	1	1	100.00%	DETECTED
13.9	3390	281.1	16	1	1	100.00%	DETECTED
14.8	4762	195.2	12	1	1	100.00%	DETECTED
15.3	4878	189.7	16	1	1	100.00%	DETECTED
16.1	4032	231.9	14	1	1	100.00%	DETECTED
16.7	4049	230.3	15	1	1	100.00%	DETECTED
16.7	4425	209.3	12	1	1	100.00%	DETECTED
16.7	5000	183.3	12	1	1	100.00%	DETECTED
17	2101	459	13	1	1	100.00%	DETECTED
17.3	3333	282.7	12	1	1	100.00%	DETECTED
17.5	2933	323.5	16	1	1	100.00%	DETECTED
17.6	2283	420.4	16	1	1	100.00%	DETECTED
17.7	2232	430.3	13	1	1	100.00%	DETECTED
18	3344	281	13	1	1	100.00%	DETECTED
18.5	3788	245.5	15	1	1	100.00%	DETECTED
18.5	3534	264.5	12	1	1	100.00%	DETECTED
18.7	3135	300.3	16	1	1	100.00%	DETECTED
19.1	3968	232.9	16	1	1	100.00%	DETECTED
19.2	2160	443.8	16	1	1	100.00%	DETECTED
19.2	4016	229.8	14	1	1	100.00%	DETECTED
19.4	2375	401.6	13	1	1	100.00%	DETECTED
<b>Aggregate:</b>				<b>30</b>	<b>30</b>	<b>100.00%</b>	<b>Complies</b>

This test report may be reproduced in full only. The document may only be updated by MiCOM Labs personnel. All changes will be noted in the Document History section of the report.



**Title:** Radwin Ltd AP0158770 RF Wireless Module  
**To:** FCC 15.407 & Industry Canada RSS-247 Issue 1  
**Serial #:** RDWN39-U9c DFS Rev A  
**Issue Date:** 4<sup>th</sup> December 2015  
**Page:** 77 of 225

**Equipment Configuration for Radar Type 4**

<b>Variant:</b>	80 MHz (5500 MHz)	<b>Duty Cycle (%):</b>	35.00
<b>Data Rate:</b>	QAM 256	<b>Antenna Gain (dBi):</b>	11.00
<b>Modulation:</b>	OFDM	<b>Beam Forming Gain (Y):</b>	Not Applicable
<b>TPC:</b>		<b>Tested By:</b>	SB
<b>Engineering Test Notes:</b>			

**Test Measurement Results**

Pulse Width (us)	PRF (Hz)	PRI - PW (us)	# Pulses	Injections	Detections	Detection Rate	Result
11	2577	377	15	1	1	100.00%	DETECTED
11.5	2174	448.5	12	1	1	100.00%	DETECTED
11.6	2364	411.4	14	1	1	100.00%	DETECTED
12.3	2012	484.7	12	1	1	100.00%	DETECTED
12.4	3802	250.6	13	1	1	100.00%	DETECTED
12.5	2096	464.5	15	1	1	100.00%	DETECTED
12.5	2639	366.5	13	1	1	100.00%	DETECTED
13.5	2079	467.5	16	1	1	100.00%	DETECTED
13.8	2571	375.2	15	1	1	100.00%	DETECTED
13.8	2427	398.2	14	1	1	100.00%	DETECTED
13.9	3390	281.1	16	1	1	100.00%	DETECTED
14.8	4762	195.2	12	1	1	100.00%	DETECTED
15.3	4878	189.7	16	1	1	100.00%	DETECTED
16.1	4032	231.9	14	1	1	100.00%	DETECTED
16.7	4049	230.3	15	1	1	100.00%	DETECTED
16.7	4425	209.3	12	1	1	100.00%	DETECTED
16.7	5000	183.3	12	1	1	100.00%	DETECTED
17	2101	459	13	1	1	100.00%	DETECTED
17.3	3333	282.7	12	1	1	100.00%	DETECTED
17.5	2933	323.5	16	1	1	100.00%	DETECTED
17.6	2283	420.4	16	1	1	100.00%	DETECTED
17.7	2232	430.3	13	1	1	100.00%	DETECTED
18	3344	281	13	1	1	100.00%	DETECTED
18.5	3788	245.5	15	1	1	100.00%	DETECTED
18.5	3534	264.5	12	1	1	100.00%	DETECTED
18.7	3135	300.3	16	1	1	100.00%	DETECTED
19.1	3968	232.9	16	1	1	100.00%	DETECTED
19.2	2160	443.8	16	1	1	100.00%	DETECTED
19.2	4016	229.8	14	1	1	100.00%	DETECTED
19.4	2375	401.6	13	1	1	100.00%	DETECTED
<b>Aggregate:</b>				<b>30</b>	<b>30</b>	<b>100.00%</b>	<b>Complies</b>

This test report may be reproduced in full only. The document may only be updated by MiCOM Labs personnel. All changes will be noted in the Document History section of the report.



**Title:** Radwin Ltd AP0158770 RF Wireless Module  
**To:** FCC 15.407 & Industry Canada RSS-247 Issue 1  
**Serial #:** RDWN39-U9c DFS Rev A  
**Issue Date:** 4<sup>th</sup> December 2015  
**Page:** 78 of 225

**Equipment Configuration for Radar Type 5**

<b>Variant:</b>	5 MHz (5500 MHz)	<b>Duty Cycle (%):</b>	35.00
<b>Data Rate:</b>	QAM 64	<b>Antenna Gain (dBi):</b>	11.00
<b>Modulation:</b>	OFDM	<b>Beam Forming Gain (Y):</b>	Not Applicable
<b>TPC:</b>		<b>Tested By:</b>	BJ
<b>Engineering Test Notes:</b>			

**Test Measurement Results**

Burst Segment	Injections	Detections	Detection Rate	Result
Type 5 #1	1	1	100.00%	DETECTED
Type 5 #2	1	1	100.00%	DETECTED
Type 5 #3	1	0	0.00%	NOT DETECTED
Type 5 #4	1	1	100.00%	DETECTED
Type 5 #5	1	1	100.00%	DETECTED
Type 5 #6	1	1	100.00%	DETECTED
Type 5 #7	1	0	0.00%	NOT DETECTED
Type 5 #8	1	1	100.00%	DETECTED
Type 5 #9	1	1	100.00%	DETECTED
Type 5 #10	1	1	100.00%	DETECTED
Type 5 #11	1	1	100.00%	DETECTED
Type 5 #12	1	1	100.00%	DETECTED
Type 5 #13	1	1	100.00%	DETECTED
Type 5 #14	1	0	0.00%	NOT DETECTED
Type 5 #15	1	1	100.00%	DETECTED
Type 5 #16	1	1	100.00%	DETECTED
Type 5 #17	1	1	100.00%	DETECTED
Type 5 #18	1	1	100.00%	DETECTED
Type 5 #19	1	0	0.00%	NOT DETECTED
Type 5 #20	1	1	100.00%	DETECTED
Type 5 #21	1	1	100.00%	DETECTED
Type 5 #22	1	1	100.00%	DETECTED
Type 5 #23	1	1	100.00%	DETECTED
Type 5 #24	1	1	100.00%	DETECTED
Type 5 #25	1	0	0.00%	NOT DETECTED
Type 5 #26	1	1	100.00%	DETECTED
Type 5 #27	1	1	100.00%	DETECTED
Type 5 #28	1	1	100.00%	DETECTED
Type 5 #29	1	1	100.00%	DETECTED
Type 5 #30	1	1	100.00%	DETECTED

This test report may be reproduced in full only. The document may only be updated by MiCOM Labs personnel. All changes will be noted in the Document History section of the report.



**Title:** Radwin Ltd AP0158770 RF Wireless Module  
**To:** FCC 15.407 & Industry Canada RSS-247 Issue 1  
**Serial #:** RDWN39-U9c DFS Rev A  
**Issue Date:** 4<sup>th</sup> December 2015  
**Page:** 79 of 225

**Equipment Configuration for Radar Type 5**

<b>Variant:</b>	10 MHz (5500 MHz)	<b>Duty Cycle (%):</b>	35.00
<b>Data Rate:</b>	QAM 64	<b>Antenna Gain (dBi):</b>	11.00
<b>Modulation:</b>	OFDM	<b>Beam Forming Gain (Y):</b>	Not Applicable
<b>TPC:</b>		<b>Tested By:</b>	BJ
<b>Engineering Test Notes:</b>			

**Test Measurement Results**

Burst Segment	Injections	Detections	Detection Rate	Result
Type 5 #1	1	1	100.00%	DETECTED
Type 5 #2	1	1	100.00%	DETECTED
Type 5 #3	1	0	0.00%	NOT DETECTED
Type 5 #4	1	1	100.00%	DETECTED
Type 5 #5	1	1	100.00%	DETECTED
Type 5 #6	1	1	100.00%	DETECTED
Type 5 #7	1	0	0.00%	NOT DETECTED
Type 5 #8	1	1	100.00%	DETECTED
Type 5 #9	1	1	100.00%	DETECTED
Type 5 #10	1	1	100.00%	DETECTED
Type 5 #11	1	1	100.00%	DETECTED
Type 5 #12	1	1	100.00%	DETECTED
Type 5 #13	1	0	0.00%	NOT DETECTED
Type 5 #14	1	1	100.00%	DETECTED
Type 5 #15	1	1	100.00%	DETECTED
Type 5 #16	1	1	100.00%	DETECTED
Type 5 #17	1	0	0.00%	NOT DETECTED
Type 5 #18	1	1	100.00%	DETECTED
Type 5 #19	1	1	100.00%	DETECTED
Type 5 #20	1	1	100.00%	DETECTED
Type 5 #21	1	1	100.00%	DETECTED
Type 5 #22	1	1	100.00%	DETECTED
Type 5 #23	1	1	100.00%	DETECTED
Type 5 #24	1	1	100.00%	DETECTED
Type 5 #25	1	1	100.00%	DETECTED
Type 5 #26	1	1	100.00%	DETECTED
Type 5 #27	1	1	100.00%	DETECTED
Type 5 #28	1	1	100.00%	DETECTED
Type 5 #29	1	1	100.00%	DETECTED
Type 5 #30	1	1	100.00%	DETECTED

This test report may be reproduced in full only. The document may only be updated by MiCOM Labs personnel. All changes will be noted in the Document History section of the report.



**Title:** Radwin Ltd AP0158770 RF Wireless Module  
**To:** FCC 15.407 & Industry Canada RSS-247 Issue 1  
**Serial #:** RDWN39-U9c DFS Rev A  
**Issue Date:** 4<sup>th</sup> December 2015  
**Page:** 80 of 225

**Equipment Configuration for Radar Type 5**

<b>Variant:</b>	20 MHz (5500 MHz)	<b>Duty Cycle (%):</b>	35.00
<b>Data Rate:</b>	QAM 64	<b>Antenna Gain (dBi):</b>	11.00
<b>Modulation:</b>	OFDM	<b>Beam Forming Gain (Y):</b>	Not Applicable
<b>TPC:</b>		<b>Tested By:</b>	BJ
<b>Engineering Test Notes:</b>			

**Test Measurement Results**

Burst Segment	Injections	Detections	Detection Rate	Result
Type 5 #1	1	1	100.00%	DETECTED
Type 5 #2	1	1	100.00%	DETECTED
Type 5 #3	1	1	100.00%	DETECTED
Type 5 #4	1	1	100.00%	DETECTED
Type 5 #5	1	1	100.00%	DETECTED
Type 5 #6	1	1	100.00%	DETECTED
Type 5 #7	1	1	100.00%	DETECTED
Type 5 #8	1	1	100.00%	DETECTED
Type 5 #9	1	1	100.00%	DETECTED
Type 5 #10	1	1	100.00%	DETECTED
Type 5 #11	1	1	100.00%	DETECTED
Type 5 #12	1	1	100.00%	DETECTED
Type 5 #13	1	1	100.00%	DETECTED
Type 5 #14	1	1	100.00%	DETECTED
Type 5 #15	1	1	100.00%	DETECTED
Type 5 #16	1	1	100.00%	DETECTED
Type 5 #17	1	1	100.00%	DETECTED
Type 5 #18	1	1	100.00%	DETECTED
Type 5 #19	1	1	100.00%	DETECTED
Type 5 #20	1	1	100.00%	DETECTED
Type 5 #21	1	1	100.00%	DETECTED
Type 5 #22	1	1	100.00%	DETECTED
Type 5 #23	1	1	100.00%	DETECTED
Type 5 #24	1	1	100.00%	DETECTED
Type 5 #25	1	1	100.00%	DETECTED
Type 5 #26	1	1	100.00%	DETECTED
Type 5 #27	1	1	100.00%	DETECTED
Type 5 #28	1	1	100.00%	DETECTED
Type 5 #29	1	1	100.00%	DETECTED
Type 5 #30	1	1	100.00%	DETECTED

This test report may be reproduced in full only. The document may only be updated by MiCOM Labs personnel. All changes will be noted in the Document History section of the report.





**Title:** Radwin Ltd AP0158770 RF Wireless Module  
**To:** FCC 15.407 & Industry Canada RSS-247 Issue 1  
**Serial #:** RDWN39-U9c DFS Rev A  
**Issue Date:** 4<sup>th</sup> December 2015  
**Page:** 81 of 225

**Equipment Configuration for Radar Type 5**

<b>Variant:</b>	40 MHz (5500 MHz)	<b>Duty Cycle (%):</b>	35.00
<b>Data Rate:</b>	QAM 256	<b>Antenna Gain (dBi):</b>	11.00
<b>Modulation:</b>	OFDM	<b>Beam Forming Gain (Y):</b>	Not Applicable
<b>TPC:</b>		<b>Tested By:</b>	SB
<b>Engineering Test Notes:</b>			

**Test Measurement Results**

Burst Segment	Injections	Detections	Detection Rate	Result
Type 5 #1	1	1	100.00%	DETECTED
Type 5 #2	1	1	100.00%	DETECTED
Type 5 #3	1	1	100.00%	DETECTED
Type 5 #4	1	1	100.00%	DETECTED
Type 5 #5	1	1	100.00%	DETECTED
Type 5 #6	1	1	100.00%	DETECTED
Type 5 #7	1	1	100.00%	DETECTED
Type 5 #8	1	1	100.00%	DETECTED
Type 5 #9	1	1	100.00%	DETECTED
Type 5 #10	1	1	100.00%	DETECTED
Type 5 #11	1	1	100.00%	DETECTED
Type 5 #12	1	1	100.00%	DETECTED
Type 5 #13	1	1	100.00%	DETECTED
Type 5 #14	1	1	100.00%	DETECTED
Type 5 #15	1	1	100.00%	DETECTED
Type 5 #16	1	1	100.00%	DETECTED
Type 5 #17	1	1	100.00%	DETECTED
Type 5 #18	1	1	100.00%	DETECTED
Type 5 #19	1	1	100.00%	DETECTED
Type 5 #20	1	1	100.00%	DETECTED
Type 5 #21	1	1	100.00%	DETECTED
Type 5 #22	1	1	100.00%	DETECTED
Type 5 #23	1	1	100.00%	DETECTED
Type 5 #24	1	1	100.00%	DETECTED
Type 5 #25	1	1	100.00%	DETECTED
Type 5 #26	1	1	100.00%	DETECTED
Type 5 #27	1	1	100.00%	DETECTED
Type 5 #28	1	1	100.00%	DETECTED
Type 5 #29	1	1	100.00%	DETECTED
Type 5 #30	1	1	100.00%	DETECTED

This test report may be reproduced in full only. The document may only be updated by MiCOM Labs personnel. All changes will be noted in the Document History section of the report.



**Title:** Radwin Ltd AP0158770 RF Wireless Module  
**To:** FCC 15.407 & Industry Canada RSS-247 Issue 1  
**Serial #:** RDWN39-U9c DFS Rev A  
**Issue Date:** 4<sup>th</sup> December 2015  
**Page:** 82 of 225

**Equipment Configuration for Radar Type 5**

<b>Variant:</b>	80 MHz (5500 MHz)	<b>Duty Cycle (%):</b>	35.00
<b>Data Rate:</b>	QAM 256	<b>Antenna Gain (dBi):</b>	11.00
<b>Modulation:</b>	OFDM	<b>Beam Forming Gain (Y):</b>	Not Applicable
<b>TPC:</b>		<b>Tested By:</b>	SB
<b>Engineering Test Notes:</b>			

**Test Measurement Results**

Burst Segment	Injections	Detections	Detection Rate	Result
Type 5 #1	1	1	100.00%	DETECTED
Type 5 #2	1	1	100.00%	DETECTED
Type 5 #3	1	1	100.00%	DETECTED
Type 5 #4	1	1	100.00%	DETECTED
Type 5 #5	1	1	100.00%	DETECTED
Type 5 #6	1	1	100.00%	DETECTED
Type 5 #7	1	1	100.00%	DETECTED
Type 5 #8	1	1	100.00%	DETECTED
Type 5 #9	1	1	100.00%	DETECTED
Type 5 #10	1	1	100.00%	DETECTED
Type 5 #11	1	1	100.00%	DETECTED
Type 5 #12	1	1	100.00%	DETECTED
Type 5 #13	1	1	100.00%	DETECTED
Type 5 #14	1	1	100.00%	DETECTED
Type 5 #15	1	1	100.00%	DETECTED
Type 5 #16	1	1	100.00%	DETECTED
Type 5 #17	1	1	100.00%	DETECTED
Type 5 #18	1	1	100.00%	DETECTED
Type 5 #19	1	1	100.00%	DETECTED
Type 5 #20	1	1	100.00%	DETECTED
Type 5 #21	1	1	100.00%	DETECTED
Type 5 #22	1	1	100.00%	DETECTED
Type 5 #23	1	1	100.00%	DETECTED
Type 5 #24	1	1	100.00%	DETECTED
Type 5 #25	1	1	100.00%	DETECTED
Type 5 #26	1	1	100.00%	DETECTED
Type 5 #27	1	1	100.00%	DETECTED
Type 5 #28	1	1	100.00%	DETECTED
Type 5 #29	1	1	100.00%	DETECTED
Type 5 #30	1	1	100.00%	DETECTED

This test report may be reproduced in full only. The document may only be updated by MiCOM Labs personnel. All changes will be noted in the Document History section of the report.



In order to verify radar detection of the Type 5 signature over the detection bandwidth the radar injection frequency was varied. The following table identifies the injection frequency and the result.

<b>Radar #5</b>	<b>Injection Frequency (MHz)</b>	<b>Result</b>
<b>5 MHz</b>		
	5500 (5 MHz)	
Type 5 #1	5498	Detected
Type 5 #2	5499	Detected
Type 5 #3	5500	Detected
Type 5 #4	5501	Detected
Type 5 #5	5502	Detected
<b>10 MHz</b>		
	5500 (10 MHz)	
Type 5 #1	5495	Detected
Type 5 #2	5498	Detected
Type 5 #3	5500	Detected
Type 5 #4	5502	Detected
Type 5 #5	5505	Detected
<b>20 MHz</b>		
	5500 (20 MHz)	
Type 5 #1	5490	Detected
Type 5 #2	5495	Detected
Type 5 #3	5500	Detected
Type 5 #4	5505	Detected
Type 5 #5	5510	Detected
<b>40 MHz</b>		
	5500 (40 MHz)	
Type 5 #1	5480	Detected
Type 5 #2	5485	Detected
Type 5 #3	5490	Detected
Type 5 #4	5495	Detected
Type 5 #5	5500	Detected
Type 5 #6	5505	Detected
Type 5 #7	5510	Detected
Type 5 #8	5515	Detected
Type 5 #9	5520	Detected

---

This test report may be reproduced in full only. The document may only be updated by MiCOM Labs personnel. All changes will be noted in the Document History section of the report.



**Title:** Radwin Ltd AP0158770 RF Wireless Module  
**To:** FCC 15.407 & Industry Canada RSS-247 Issue 1  
**Serial #:** RDWN39-U9c DFS Rev A  
**Issue Date:** 4<sup>th</sup> December 2015  
**Page:** 84 of 225

---

80 MHz	5500 (80 MHz)	
Type 5 #1	5465	Detected
Type 5 #2	5470	Detected
Type 5 #3	5475	Detected
Type 5 #4	5480	Detected
Type 5 #5	5485	Detected
Type 5 #6	5490	Detected
Type 5 #7	5495	Detected
Type 5 #8	5500	Detected
Type 5 #9	5505	Detected
Type 5 #10	5510	Detected
Type 5 #11	5515	Detected
Type 5 #12	5520	Detected
Type 5 #13	5525	Detected
Type 5 #14	5530	Detected
Type 5 #15	5535	Detected

---

This test report may be reproduced in full only. The document may only be updated by MiCOM Labs personnel. All changes will be noted in the Document History section of the report.



**Title:** Radwin Ltd AP0158770 RF Wireless Module  
**To:** FCC 15.407 & Industry Canada RSS-247 Issue 1  
**Serial #:** RDWN39-U9c DFS Rev A  
**Issue Date:** 4<sup>th</sup> December 2015  
**Page:** 85 of 225

**Equipment Configuration for Radar Type 6**

<b>Variant:</b>	5 MHz (5500 MHz)	<b>Duty Cycle (%):</b>	35.00
<b>Data Rate:</b>	QAM 64	<b>Antenna Gain (dBi):</b>	11.00
<b>Modulation:</b>	OFDM	<b>Beam Forming Gain (Y):</b>	Not Applicable
<b>TPC:</b>		<b>Tested By:</b>	BJ
<b>Engineering Test Notes:</b>			

**Test Measurement Results**

Burst Segment	Detections	Injection #	Detection Rate	Pass/Fail
Type 6 #1	1	1	100.00%	DETECTED
Type 6 #2	1	1	100.00%	DETECTED
Type 6 #3	1	1	100.00%	DETECTED
Type 6 #4	1	1	100.00%	DETECTED
Type 6 #5	1	0	0.00%	NOT DETECTED
Type 6 #6	1	1	100.00%	DETECTED
Type 6 #7	1	1	100.00%	DETECTED
Type 6 #8	1	1	100.00%	DETECTED
Type 6 #9	1	1	100.00%	DETECTED
Type 6 #10	1	1	100.00%	DETECTED
Type 6 #11	1	1	100.00%	DETECTED
Type 6 #12	1	1	100.00%	DETECTED
Type 6 #13	1	1	100.00%	DETECTED
Type 6 #14	1	1	100.00%	DETECTED
Type 6 #15	1	1	100.00%	DETECTED
Type 6 #16	1	1	100.00%	DETECTED
Type 6 #17	1	1	100.00%	DETECTED
Type 6 #18	1	1	100.00%	DETECTED
Type 6 #19	1	1	100.00%	DETECTED
Type 6 #20	1	1	100.00%	DETECTED
Type 6 #21	1	1	100.00%	DETECTED
Type 6 #22	1	1	100.00%	DETECTED
Type 6 #23	1	1	100.00%	DETECTED
Type 6 #24	1	1	100.00%	DETECTED
Type 6 #25	1	1	100.00%	DETECTED
Type 6 #26	1	1	100.00%	DETECTED
Type 6 #27	1	1	100.00%	DETECTED
Type 6 #28	1	1	100.00%	DETECTED
Type 6 #29	1	1	100.00%	DETECTED
Type 6 #30	1	1	100.00%	DETECTED

This test report may be reproduced in full only. The document may only be updated by MiCOM Labs personnel. All changes will be noted in the Document History section of the report.



**Title:** Radwin Ltd AP0158770 RF Wireless Module  
**To:** FCC 15.407 & Industry Canada RSS-247 Issue 1  
**Serial #:** RDWN39-U9c DFS Rev A  
**Issue Date:** 4<sup>th</sup> December 2015  
**Page:** 86 of 225

**Equipment Configuration for Radar Type 6**

<b>Variant:</b>	10 MHz (5500 MHz)	<b>Duty Cycle (%):</b>	35.00
<b>Data Rate:</b>	QAM 64	<b>Antenna Gain (dBi):</b>	11.00
<b>Modulation:</b>	OFDM	<b>Beam Forming Gain (Y):</b>	Not Applicable
<b>TPC:</b>		<b>Tested By:</b>	BJ
<b>Engineering Test Notes:</b>			

**Test Measurement Results**

Burst Segment	Detections	Injection #	Detection Rate	Pass/Fail
Type 6 #1	1	1	100.00%	DETECTED
Type 6 #2	1	1	100.00%	DETECTED
Type 6 #3	1	1	100.00%	DETECTED
Type 6 #4	1	1	100.00%	DETECTED
Type 6 #5	1	1	100.00%	DETECTED
Type 6 #6	1	1	100.00%	DETECTED
Type 6 #7	1	1	100.00%	DETECTED
Type 6 #8	1	1	100.00%	DETECTED
Type 6 #9	1	1	100.00%	DETECTED
Type 6 #10	1	1	100.00%	DETECTED
Type 6 #11	1	1	100.00%	DETECTED
Type 6 #12	1	1	100.00%	DETECTED
Type 6 #13	1	1	100.00%	DETECTED
Type 6 #14	1	1	100.00%	DETECTED
Type 6 #15	1	1	100.00%	DETECTED
Type 6 #16	1	1	100.00%	DETECTED
Type 6 #17	1	1	100.00%	DETECTED
Type 6 #18	1	1	100.00%	DETECTED
Type 6 #19	1	1	100.00%	DETECTED
Type 6 #20	1	1	100.00%	DETECTED
Type 6 #21	1	1	100.00%	DETECTED
Type 6 #22	1	1	100.00%	DETECTED
Type 6 #23	1	1	100.00%	DETECTED
Type 6 #24	1	1	100.00%	DETECTED
Type 6 #25	1	1	100.00%	DETECTED
Type 6 #26	1	1	100.00%	DETECTED
Type 6 #27	1	1	100.00%	DETECTED
Type 6 #28	1	1	100.00%	DETECTED
Type 6 #29	1	1	100.00%	DETECTED
Type 6 #30	1	1	100.00%	DETECTED

This test report may be reproduced in full only. The document may only be updated by MiCOM Labs personnel. All changes will be noted in the Document History section of the report.



**Title:** Radwin Ltd AP0158770 RF Wireless Module  
**To:** FCC 15.407 & Industry Canada RSS-247 Issue 1  
**Serial #:** RDWN39-U9c DFS Rev A  
**Issue Date:** 4<sup>th</sup> December 2015  
**Page:** 87 of 225

**Equipment Configuration for Radar Type 6**

<b>Variant:</b>	20 MHz (5500 MHz)	<b>Duty Cycle (%):</b>	35.00
<b>Data Rate:</b>	QAM 64	<b>Antenna Gain (dBi):</b>	11.00
<b>Modulation:</b>	OFDM	<b>Beam Forming Gain (Y):</b>	Not Applicable
<b>TPC:</b>		<b>Tested By:</b>	BJ
<b>Engineering Test Notes:</b>			

**Test Measurement Results**

Burst Segment	Detections	Injection #	Detection Rate	Pass/Fail
Type 6 #1	1	1	100.00%	DETECTED
Type 6 #2	1	1	100.00%	DETECTED
Type 6 #3	1	1	100.00%	DETECTED
Type 6 #4	1	1	100.00%	DETECTED
Type 6 #5	1	1	100.00%	DETECTED
Type 6 #6	1	1	100.00%	DETECTED
Type 6 #7	1	0	0.00%	NOT DETECTED
Type 6 #8	1	1	100.00%	DETECTED
Type 6 #9	1	1	100.00%	DETECTED
Type 6 #10	1	1	100.00%	DETECTED
Type 6 #11	1	1	100.00%	DETECTED
Type 6 #12	1	1	100.00%	DETECTED
Type 6 #13	1	1	100.00%	DETECTED
Type 6 #14	1	1	100.00%	DETECTED
Type 6 #15	1	1	100.00%	DETECTED
Type 6 #16	1	1	100.00%	DETECTED
Type 6 #17	1	1	100.00%	DETECTED
Type 6 #18	1	1	100.00%	DETECTED
Type 6 #19	1	1	100.00%	DETECTED
Type 6 #20	1	1	100.00%	DETECTED
Type 6 #21	1	1	100.00%	DETECTED
Type 6 #22	1	1	100.00%	DETECTED
Type 6 #23	1	1	100.00%	DETECTED
Type 6 #24	1	1	100.00%	DETECTED
Type 6 #25	1	1	100.00%	DETECTED
Type 6 #26	1	1	100.00%	DETECTED
Type 6 #27	1	1	100.00%	DETECTED
Type 6 #28	1	1	100.00%	DETECTED
Type 6 #29	1	1	100.00%	DETECTED
Type 6 #30	1	1	100.00%	DETECTED

This test report may be reproduced in full only. The document may only be updated by MiCOM Labs personnel. All changes will be noted in the Document History section of the report.



**Title:** Radwin Ltd AP0158770 RF Wireless Module  
**To:** FCC 15.407 & Industry Canada RSS-247 Issue 1  
**Serial #:** RDWN39-U9c DFS Rev A  
**Issue Date:** 4<sup>th</sup> December 2015  
**Page:** 88 of 225

**Equipment Configuration for Radar Type 6**

<b>Variant:</b>	40 MHz (5500 MHz)	<b>Duty Cycle (%):</b>	35.00
<b>Data Rate:</b>	QAM 256	<b>Antenna Gain (dBi):</b>	11.00
<b>Modulation:</b>	OFDM	<b>Beam Forming Gain (Y):</b>	Not Applicable
<b>TPC:</b>		<b>Tested By:</b>	SB
<b>Engineering Test Notes:</b>			

**Test Measurement Results**

Burst Segment	Detections	Injection #	Detection Rate	Pass/Fail
Type 6 #1	1	1	100.00%	DETECTED
Type 6 #2	1	1	100.00%	DETECTED
Type 6 #3	1	1	100.00%	DETECTED
Type 6 #4	1	1	100.00%	DETECTED
Type 6 #5	1	1	100.00%	DETECTED
Type 6 #6	1	1	100.00%	DETECTED
Type 6 #7	1	1	100.00%	DETECTED
Type 6 #8	1	1	100.00%	DETECTED
Type 6 #9	1	1	100.00%	DETECTED
Type 6 #10	1	1	100.00%	DETECTED
Type 6 #11	1	1	100.00%	DETECTED
Type 6 #12	1	1	100.00%	DETECTED
Type 6 #13	1	1	100.00%	DETECTED
Type 6 #14	1	1	100.00%	DETECTED
Type 6 #15	1	1	100.00%	DETECTED
Type 6 #16	1	1	100.00%	DETECTED
Type 6 #17	1	1	100.00%	DETECTED
Type 6 #18	1	1	100.00%	DETECTED
Type 6 #19	1	1	100.00%	DETECTED
Type 6 #20	1	1	100.00%	DETECTED
Type 6 #21	1	1	100.00%	DETECTED
Type 6 #22	1	1	100.00%	DETECTED
Type 6 #23	1	1	100.00%	DETECTED
Type 6 #24	1	1	100.00%	DETECTED
Type 6 #25	1	1	100.00%	DETECTED
Type 6 #26	1	1	100.00%	DETECTED
Type 6 #27	1	1	100.00%	DETECTED
Type 6 #28	1	1	100.00%	DETECTED
Type 6 #29	1	1	100.00%	DETECTED
Type 6 #30	1	1	100.00%	DETECTED

This test report may be reproduced in full only. The document may only be updated by MiCOM Labs personnel. All changes will be noted in the Document History section of the report.





**Title:** Radwin Ltd AP0158770 RF Wireless Module  
**To:** FCC 15.407 & Industry Canada RSS-247 Issue 1  
**Serial #:** RDWN39-U9c DFS Rev A  
**Issue Date:** 4<sup>th</sup> December 2015  
**Page:** 89 of 225

**Equipment Configuration for Radar Type 6**

<b>Variant:</b>	80 MHz (5500 MHz)	<b>Duty Cycle (%):</b>	35.00
<b>Data Rate:</b>	QAM 256	<b>Antenna Gain (dBi):</b>	11.00
<b>Modulation:</b>	OFDM	<b>Beam Forming Gain (Y):</b>	Not Applicable
<b>TPC:</b>		<b>Tested By:</b>	SB
<b>Engineering Test Notes:</b>			

**Test Measurement Results**

Burst Segment	Detections	Injection #	Detection Rate	Pass/Fail
Type 6 #1	1	1	100.00%	DETECTED
Type 6 #2	1	1	100.00%	DETECTED
Type 6 #3	1	1	100.00%	DETECTED
Type 6 #4	1	1	100.00%	DETECTED
Type 6 #5	1	1	100.00%	DETECTED
Type 6 #6	1	1	100.00%	DETECTED
Type 6 #7	1	1	100.00%	DETECTED
Type 6 #8	1	1	100.00%	DETECTED
Type 6 #9	1	1	100.00%	DETECTED
Type 6 #10	1	1	100.00%	DETECTED
Type 6 #11	1	1	100.00%	DETECTED
Type 6 #12	1	1	100.00%	DETECTED
Type 6 #13	1	1	100.00%	DETECTED
Type 6 #14	1	1	100.00%	DETECTED
Type 6 #15	1	1	100.00%	DETECTED
Type 6 #16	1	1	100.00%	DETECTED
Type 6 #17	1	1	100.00%	DETECTED
Type 6 #18	1	1	100.00%	DETECTED
Type 6 #19	1	1	100.00%	DETECTED
Type 6 #20	1	1	100.00%	DETECTED
Type 6 #21	1	1	100.00%	DETECTED
Type 6 #22	1	1	100.00%	DETECTED
Type 6 #23	1	1	100.00%	DETECTED
Type 6 #24	1	1	100.00%	DETECTED
Type 6 #25	1	1	100.00%	DETECTED
Type 6 #26	1	1	100.00%	DETECTED
Type 6 #27	1	1	100.00%	DETECTED
Type 6 #28	1	1	100.00%	DETECTED
Type 6 #29	1	1	100.00%	DETECTED
Type 6 #30	1	1	100.00%	DETECTED

This test report may be reproduced in full only. The document may only be updated by MiCOM Labs personnel. All changes will be noted in the Document History section of the report.



**Title:** Radwin Ltd AP0158770 RF Wireless Module  
**To:** FCC 15.407 & Industry Canada RSS-247 Issue 1  
**Serial #:** RDWN39-U9c DFS Rev A  
**Issue Date:** 4<sup>th</sup> December 2015  
**Page:** 90 of 225

---

### 10.5.1.3. Detection Bandwidth

To determine the equipment Detection Bandwidth for each applicable operational mode a single burst of the short pulse radar Type 0 was produced at the appropriate power level. The EUT was set up as a standalone device (no associated Client or Master, as appropriate) and no traffic. Frame based systems will be set to a talk/listen ratio reflecting the worst case (maximum) that is user configurable during this test.

To determine the actual receiver bandwidth a single radar burst is generated for a minimum of 10 trials and the response of the EUT noted. The EUT must detect the Radar Waveform until it fails to detect, at this point testing is stopped and the frequency noted.

Starting from the actual channel center frequency the radar frequency is increased in 1 MHz steps, repeating the above test sequence, until the detection rate falls below 90%. The highest frequency at which detection is greater than or equal to 90% is denoted as FH. Note for the higher bandwidths ac-80 etc the 1 MHz step size can be increased.

The radar frequency is decreased in 1 MHz steps, repeating the above test sequence, until the detection rate falls below 90%. The lowest frequency at which detection is greater than or equal to 90% is denoted as FL.

The U-NII Detection Bandwidth is calculated as follows:  
U-NII Detection Bandwidth = FH – FL

The U-NII Detection Bandwidth must meet the U-NII Detection Bandwidth criterion specified. Otherwise, the UUT does not comply with DFS requirements. This is essential to ensure that the UUT is capable of detecting Radar Waveforms across the same frequency spectrum that contains the significant energy from the system. In the case that the U-NII Detection Bandwidth is greater than or equal to the 99% power bandwidth for the measured FH and FL, the test can be truncated and the U-NII Detection Bandwidth can be reported as the measured FH and FL

---

This test report may be reproduced in full only. The document may only be updated by MiCOM Labs personnel. All changes will be noted in the Document History section of the report.



**Title:** Radwin Ltd AP0158770 RF Wireless Module  
**To:** FCC 15.407 & Industry Canada RSS-247 Issue 1  
**Serial #:** RDWN39-U9c DFS Rev A  
**Issue Date:** 4<sup>th</sup> December 2015  
**Page:** 91 of 225

**Equipment Configuration for Detection Bandwidth**

<b>Variant:</b>	5 MHz	<b>Duty Cycle (%):</b>	35.00
<b>Data Rate:</b>	QAM64	<b>Antenna Gain (dBi):</b>	11.00
<b>Modulation:</b>	OFDM	<b>Beam Forming Gain (Y):</b>	Not Applicable
<b>TPC:</b>		<b>Tested By:</b>	BJ
<b>Engineering Test Notes:</b>			

**Test Measurement Results**

Frequency	Injections	Detections	Detection Rate	Result
5488 MHz				
5489 MHz				
5490 MHz				
5491 MHz				
5492 MHz				
5493 MHz				
5494 MHz				
5495 MHz				
5496 MHz				
5497 MHz	10	0	0.00%	Fail
5498 MHz	10	10	100.00%	Pass
5499 MHz	10	10	100.00%	Pass
5500	10	10	100.00%	Pass
5501 MHz	10	10	100.00%	Pass
5502 MHz	10	10	100.00%	Pass
5503 MHz	10	0	0.00%	Fail
5504 MHz				
5505 MHz				
5506 MHz				
5507 MHz				
5508 MHz				
5509 MHz				
5510 MHz				
5511 MHz				
5512 MHz				
5513 MHz				
5514 MHz				

This test report may be reproduced in full only. The document may only be updated by MiCOM Labs personnel. All changes will be noted in the Document History section of the report.



**Title:** Radwin Ltd AP0158770 RF Wireless Module  
**To:** FCC 15.407 & Industry Canada RSS-247 Issue 1  
**Serial #:** RDWN39-U9c DFS Rev A  
**Issue Date:** 4<sup>th</sup> December 2015  
**Page:** 92 of 225

**Equipment Configuration for Detection Bandwidth**

<b>Variant:</b>	10 MHz	<b>Duty Cycle (%):</b>	35.00
<b>Data Rate:</b>	QAM64	<b>Antenna Gain (dBi):</b>	11.00
<b>Modulation:</b>	OFDM	<b>Beam Forming Gain (Y):</b>	Not Applicable
<b>TPC:</b>		<b>Tested By:</b>	BJ
<b>Engineering Test Notes:</b>			

**Test Measurement Results**

Frequency	Injections	Detections	Detection Rate	Result
5494 MHz	10	0	0.00%	Fail
5495 MHz	10	10	100.00%	Pass
5496 MHz	10	10	100.00%	Pass
5497 MHz	10	10	100.00%	Pass
5498 MHz	10	10	100.00%	Pass
5499 MHz	10	10	100.00%	Pass
5500	10	10	100.00%	Pass
5501 MHz	10	10	100.00%	Pass
5502 MHz	10	10	100.00%	Pass
5503 MHz	10	10	100.00%	Pass
5504 MHz	10	10	100.00%	Pass
5505 MHz	10	10	100.00%	Pass
5506 MHz	10	0	0.00%	Fail

This test report may be reproduced in full only. The document may only be updated by MiCOM Labs personnel. All changes will be noted in the Document History section of the report.



**Title:** Radwin Ltd AP0158770 RF Wireless Module  
**To:** FCC 15.407 & Industry Canada RSS-247 Issue 1  
**Serial #:** RDWN39-U9c DFS Rev A  
**Issue Date:** 4<sup>th</sup> December 2015  
**Page:** 93 of 225

**Equipment Configuration for Detection Bandwidth**

<b>Variant:</b>	20 MHz	<b>Duty Cycle (%):</b>	35.00
<b>Data Rate:</b>	QAM64	<b>Antenna Gain (dBi):</b>	11.00
<b>Modulation:</b>	OFDM	<b>Beam Forming Gain (Y):</b>	Not Applicable
<b>TPC:</b>		<b>Tested By:</b>	BJ
<b>Engineering Test Notes:</b>			

**Test Measurement Results**

Frequency	Injections	Detections	Detection Rate	Result
5489 MHz	10	0	0.00%	Fail
5490 MHz	10	10	100.00%	Pass
5491 MHz	10	10	100.00%	Pass
5492 MHz	10	10	100.00%	Pass
5493 MHz	10	10	100.00%	Pass
5494 MHz	10	10	100.00%	Pass
5495 MHz	10	10	100.00%	Pass
5496 MHz	10	10	100.00%	Pass
5497 MHz	10	10	100.00%	Pass
5498 MHz	10	10	100.00%	Pass
5499 MHz	10	10	100.00%	Pass
5500	10	10	100.00%	Pass
5501 MHz	10	10	100.00%	Pass
5502 MHz	10	10	100.00%	Pass
5503 MHz	10	10	100.00%	Pass
5504 MHz	10	10	100.00%	Pass
5505 MHz	10	10	100.00%	Pass
5506 MHz	10	10	100.00%	Pass
5507 MHz	10	10	100.00%	Pass
5508 MHz	10	10	100.00%	Pass
5509 MHz	10	10	100.00%	Pass
5510 MHz	10	10	100.00%	Pass
5511 MHz	10	0	0.00%	Fail

This test report may be reproduced in full only. The document may only be updated by MiCOM Labs personnel. All changes will be noted in the Document History section of the report.



**Title:** Radwin Ltd AP0158770 RF Wireless Module  
**To:** FCC 15.407 & Industry Canada RSS-247 Issue 1  
**Serial #:** RDWN39-U9c DFS Rev A  
**Issue Date:** 4<sup>th</sup> December 2015  
**Page:** 94 of 225

**Equipment Configuration for Detection Bandwidth**

<b>Variant:</b>	40 MHz	<b>Duty Cycle (%):</b>	35.00
<b>Data Rate:</b>	QAM 256	<b>Antenna Gain (dBi):</b>	11.00
<b>Modulation:</b>	OFDM	<b>Beam Forming Gain (Y):</b>	Not Applicable
<b>TPC:</b>		<b>Tested By:</b>	BJ
<b>Engineering Test Notes:</b>			

**Test Measurement Results**

Frequency	Injections	Detections	Detection Rate	Result
5474 MHz				
5475 MHz				
5476 MHz				
5477 MHz				
5478 MHz				
5479 MHz	10	0	0.00%	Fail
5480 MHz	10	10	100.00%	Pass
5481 MHz	10	10	100.00%	Pass
5482 MHz	10	10	100.00%	Pass
5483 MHz	10	10	100.00%	Pass
5484 MHz	10	10	100.00%	Pass
5485 MHz	10	10	100.00%	Pass
5486 MHz	10	10	100.00%	Pass
5487 MHz	10	10	100.00%	Pass
5488 MHz	10	10	100.00%	Pass
5489 MHz	10	10	100.00%	Pass
5490 MHz	10	10	100.00%	Pass
5491 MHz	10	10	100.00%	Pass
5492 MHz	10	10	100.00%	Pass
5493 MHz	10	10	100.00%	Pass
5494 MHz	10	10	100.00%	Pass
5495 MHz	10	10	100.00%	Pass
5496 MHz	10	10	100.00%	Pass
5497 MHz	10	10	100.00%	Pass
5498 MHz	10	10	100.00%	Pass
5499 MHz	10	10	100.00%	Pass
5500	10	10	100.00%	Pass
5501 MHz	10	10	100.00%	Pass
5502 MHz	10	10	100.00%	Pass
5503 MHz	10	10	100.00%	Pass
5504 MHz	10	10	100.00%	Pass
5505 MHz	10	10	100.00%	Pass
5506 MHz	10	10	100.00%	Pass

This test report may be reproduced in full only. The document may only be updated by MiCOM Labs personnel. All changes will be noted in the Document History section of the report.



**Title:** Radwin Ltd AP0158770 RF Wireless Module  
**To:** FCC 15.407 & Industry Canada RSS-247 Issue 1  
**Serial #:** RDWN39-U9c DFS Rev A  
**Issue Date:** 4<sup>th</sup> December 2015  
**Page:** 95 of 225

---

5507 MHz	10	10	100.00%	Pass
5508 MHz	10	10	100.00%	Pass
5509 MHz	10	10	100.00%	Pass
5510 MHz	10	10	100.00%	Pass
5511 MHz	10	10	100.00%	Pass
5512 MHz	10	10	100.00%	Pass
5513 MHz	10	10	100.00%	Pass
5514 MHz	10	10	100.00%	Pass
5515 MHz	10	10	100.00%	Pass
5516 MHz	10	10	100.00%	Pass
5517 MHz	10	10	100.00%	Pass
5518 MHz	10	10	100.00%	Pass
5519 MHz	10	10	100.00%	Pass
5520 MHz	10	10	100.00%	Pass
5521 MHz	10	0	0.00%	Fail
5522 MHz				
5523 MHz				
5524 MHz				
5525 MHz				
5526 MHz				
5527 MHz				

---

This test report may be reproduced in full only. The document may only be updated by MiCOM Labs personnel. All changes will be noted in the Document History section of the report.



**Title:** Radwin Ltd AP0158770 RF Wireless Module  
**To:** FCC 15.407 & Industry Canada RSS-247 Issue 1  
**Serial #:** RDWN39-U9c DFS Rev A  
**Issue Date:** 4<sup>th</sup> December 2015  
**Page:** 96 of 225

**Equipment Configuration for Detection Bandwidth**

<b>Variant:</b>	80 MHz	<b>Duty Cycle (%):</b>	35.00
<b>Data Rate:</b>	QAM 256	<b>Antenna Gain (dBi):</b>	11.00
<b>Modulation:</b>	OFDM	<b>Beam Forming Gain (Y):</b>	Not Applicable
<b>TPC:</b>		<b>Tested By:</b>	BJ
<b>Engineering Test Notes:</b>			

**Test Measurement Results**

Frequency	Injections	Detections	Detection Rate	Result
5459 MHz	10	0	0.00%	Fail
5460 MHz	10	10	100.00%	Pass
5461 MHz	10	10	100.00%	Pass
5462 MHz	10	10	100.00%	Pass
5463 MHz	10	10	100.00%	Pass
5464 MHz	10	10	100.00%	Pass
5465 MHz	10	10	100.00%	Pass
5466 MHz	10	10	100.00%	Pass
5467 MHz	10	10	100.00%	Pass
5468 MHz	10	10	100.00%	Pass
5469 MHz	10	10	100.00%	Pass
5470 MHz	10	10	100.00%	Pass
5471 MHz	10	10	100.00%	Pass
5472 MHz	10	10	100.00%	Pass
5473 MHz	10	10	100.00%	Pass
5474 MHz	10	10	100.00%	Pass
5475 MHz	10	10	100.00%	Pass
5476 MHz	10	10	100.00%	Pass
5477 MHz	10	10	100.00%	Pass
5478 MHz	10	10	100.00%	Pass
5479 MHz	10	10	100.00%	Pass
5480 MHz	10	10	100.00%	Pass
5481 MHz	10	10	100.00%	Pass
5482 MHz	10	10	100.00%	Pass
5483 MHz	10	10	100.00%	Pass
5484 MHz	10	10	100.00%	Pass
5485 MHz	10	10	100.00%	Pass
5486 MHz	10	10	100.00%	Pass
5487 MHz	10	10	100.00%	Pass
5488 MHz	10	10	100.00%	Pass
5489 MHz	10	10	100.00%	Pass
5490 MHz	10	10	100.00%	Pass
5491 MHz	10	10	100.00%	Pass

This test report may be reproduced in full only. The document may only be updated by MiCOM Labs personnel. All changes will be noted in the Document History section of the report.





**Title:** Radwin Ltd AP0158770 RF Wireless Module  
**To:** FCC 15.407 & Industry Canada RSS-247 Issue 1  
**Serial #:** RDWN39-U9c DFS Rev A  
**Issue Date:** 4<sup>th</sup> December 2015  
**Page:** 97 of 225

5492 MHz	10	10	100.00%	Pass
5493 MHz	10	10	100.00%	Pass
5494 MHz	10	10	100.00%	Pass
5495 MHz	10	10	100.00%	Pass
5496 MHz	10	10	100.00%	Pass
5497 MHz	10	10	100.00%	Pass
5498 MHz	10	10	100.00%	Pass
5499 MHz	10	10	100.00%	Pass
5500	10	10	100.00%	Pass
5501 MHz	10	10	100.00%	Pass
5502 MHz	10	10	100.00%	Pass
5503 MHz	10	10	100.00%	Pass
5504 MHz	10	10	100.00%	Pass
5505 MHz	10	10	100.00%	Pass
5506 MHz	10	10	100.00%	Pass
5507 MHz	10	10	100.00%	Pass
5508 MHz	10	10	100.00%	Pass
5509 MHz	10	10	100.00%	Pass
5510 MHz	10	10	100.00%	Pass
5511 MHz	10	10	100.00%	Pass
5512 MHz	10	10	100.00%	Pass
5513 MHz	10	10	100.00%	Pass
5514 MHz	10	10	100.00%	Pass
5515 MHz	10	10	100.00%	Pass
5516 MHz	10	10	100.00%	Pass
5517 MHz	10	10	100.00%	Pass
5518 MHz	10	10	100.00%	Pass
5519 MHz	10	10	100.00%	Pass
5520 MHz	10	10	100.00%	Pass
5521 MHz	10	10	100.00%	Pass
5522 MHz	10	10	100.00%	Pass
5523 MHz	10	10	100.00%	Pass
5524 MHz	10	10	100.00%	Pass
5525 MHz	10	10	100.00%	Pass
5526 MHz	10	10	100.00%	Pass
5527 MHz	10	10	100.00%	Pass
5528 MHz	10	10	100.00%	Pass
5529 MHz	10	10	100.00%	Pass
5530 MHz	10	10	100.00%	Pass
5531 MHz	10	10	100.00%	Pass
5532 MHz	10	10	100.00%	Pass
5533 MHz	10	10	100.00%	Pass
5534 MHz	10	10	100.00%	Pass
5535 MHz	10	10	100.00%	Pass

This test report may be reproduced in full only. The document may only be updated by MiCOM Labs personnel. All changes will be noted in the Document History section of the report.



**Title:** Radwin Ltd AP0158770 RF Wireless Module  
**To:** FCC 15.407 & Industry Canada RSS-247 Issue 1  
**Serial #:** RDWN39-U9c DFS Rev A  
**Issue Date:** 4<sup>th</sup> December 2015  
**Page:** 98 of 225

---

5536 MHz	10	10	100.00%	Pass
5537 MHz	10	10	100.00%	Pass
5538 MHz	10	10	100.00%	Pass
5539 MHz	10	10	100.00%	Pass
5540 MHz	10	10	100.00%	Pass
5541 MHz	10	0	0.00%	Fail
5546 MHz				

---

This test report may be reproduced in full only. The document may only be updated by MiCOM Labs personnel. All changes will be noted in the Document History section of the report.





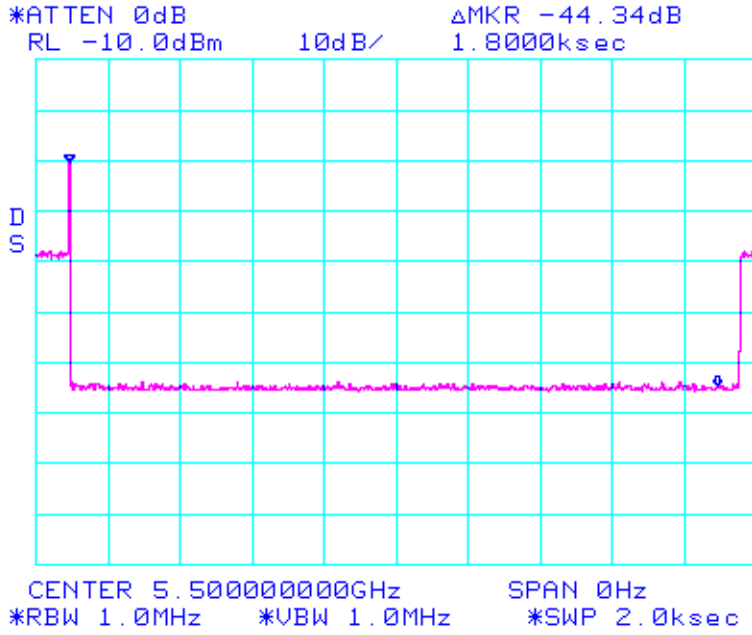




**Title:** Radwin Ltd AP0158770 RF Wireless Module  
**To:** FCC 15.407 & Industry Canada RSS-247 Issue 1  
**Serial #:** RDWN39-U9c DFS Rev A  
**Issue Date:** 4<sup>th</sup> December 2015  
**Page:** 102 of 225

NON-OCCUPANCY PERIOD

Variant: 40 MHz, Channel: 5500.00 MHz, Data Rate: QAM64, Duty Cycle : 35.00%, Antenna Gain: 11 dBi



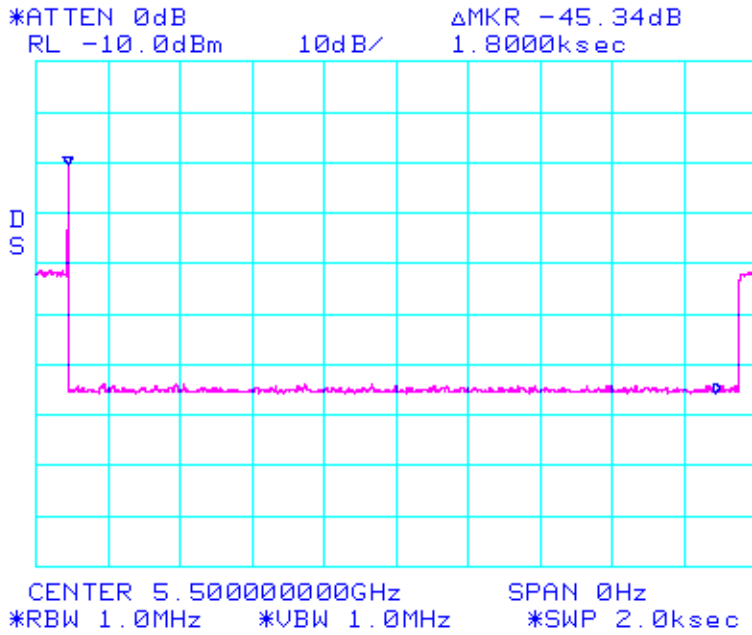
This test report may be reproduced in full only. The document may only be updated by MiCOM Labs personnel. All changes will be noted in the Document History section of the report.



**Title:** Radwin Ltd AP0158770 RF Wireless Module  
**To:** FCC 15.407 & Industry Canada RSS-247 Issue 1  
**Serial #:** RDWN39-U9c DFS Rev A  
**Issue Date:** 4<sup>th</sup> December 2015  
**Page:** 103 of 225

**NON-OCCUPANCY PERIOD**

Variant: 80 MHz, Channel: 5500.00 MHz, Data Rate: QAM64, Duty Cycle : 35.00%, Antenna Gain: 11.00 dBi



This test report may be reproduced in full only. The document may only be updated by MiCOM Labs personnel. All changes will be noted in the Document History section of the report.



**Title:** Radwin Ltd AP0158770 RF Wireless Module  
**To:** FCC 15.407 & Industry Canada RSS-247 Issue 1  
**Serial #:** RDWN39-U9c DFS Rev A  
**Issue Date:** 4<sup>th</sup> December 2015  
**Page:** 104 of 225

---

#### **10.5.1.5. Channel Close / Transmission Time**

The steps below define the procedure to determine the above mentioned parameters when a radar Burst with a level equal to the DFS Detection Threshold is generated on the Operating Channel of the U-NII device.

The EUT will be associated with a support U-NII device in order to setup an appropriate transmission media in accordance with the FCC requirements.

#### **Channel Closing Transmission Time and Channel Move Time - Measurement**

The test system was set-up to capture all transmission data for access point events above a threshold level of -50 dBm. The test equipment time stamps all captured events.

A Type 0 waveform was introduced to the EUT, from which a 12 second transmission record was digitally captured. The start of the Type 0 radar waveform is indicated in the test result plot as "Start Waveform", the end of the waveform is indicated as "End waveform".

Channel Closing Transmission Time, and the Channel Move Time start immediately after the last radar pulse is transmitted.

The aggregate of all pulses seen after the end of the radar injection are measured as the "Channel Closing Transmission time".

The last EUT activity after the end of the radar pulse is identified and used to determine the "Channel Move Time"

---

This test report may be reproduced in full only. The document may only be updated by MiCOM Labs personnel. All changes will be noted in the Document History section of the report.





## Frequency 5500 MHz (5 MHz)

The PXI system measures and aggregates the pulses occurring after the end of the radar pulse to determine:-

1) Channel Closing Transmission Time (limit is 1 second)

2) Channel Move Time (limit is 10 seconds)

1) Channel Closing Transmission Time = **34.207 mSecs (limit 250 mSec)**

2) Channel Move Time = **0.110 Secs (limit is 10 seconds)**

### Channel Move Time, Channel Closing Transmission Time for Type 1 Radar Captured by the Test System - 0-12 Seconds



This test report may be reproduced in full only. The document may only be updated by MiCOM Labs personnel. All changes will be noted in the Document History section of the report.



## Frequency 5500 MHz (10 MHz)

The PXI system measures and aggregates the pulses occurring after the end of the radar pulse to determine:-

1) Channel Closing Transmission Time (limit is 1 second)

2) Channel Move Time (limit is 10 seconds)

1) Channel Closing Transmission Time = **11.425 mSecs (limit 250 mSec)**

2) Channel Move Time = **0.06112 Secs (limit is 10 seconds)**

### Channel Move Time, Channel Closing Transmission Time for Type 1 Radar Captured by the Test System - 0-12 Seconds



This test report may be reproduced in full only. The document may only be updated by MiCOM Labs personnel. All changes will be noted in the Document History section of the report.



## Frequency 5500 MHz (20 MHz)

The PXI system measures and aggregates the pulses occurring after the end of the radar pulse to determine:-

1) Channel Closing Transmission Time (limit is 1 second)

2) Channel Move Time (limit is 10 seconds)

1) Channel Closing Transmission Time = **12.88 mSecs (limit 250 mSec)**

2) Channel Move Time = **0.0915 Secs (limit is 10 seconds)**

### Channel Move Time, Channel Closing Transmission Time for Type 1 Radar Captured by the Test System - 0-12 Seconds



This test report may be reproduced in full only. The document may only be updated by MiCOM Labs personnel. All changes will be noted in the Document History section of the report.



## Frequency 5500 MHz (40 MHz)

The PXI system measures and aggregates the pulses occurring after the end of the radar pulse to determine:-

1) Channel Closing Transmission Time (limit is 1 second)

2) Channel Move Time (limit is 10 seconds)

1) Channel Closing Transmission Time = 7.577 mSecs (limit 250 mSec)

2) Channel Move Time = 0.0080258 Secs (limit is 10 seconds)

### Channel Move Time, Channel Closing Transmission Time for Type 1 Radar Captured by the Test System - 0-12 Seconds



This test report may be reproduced in full only. The document may only be updated by MiCOM Labs personnel. All changes will be noted in the Document History section of the report.



## Frequency 5500 MHz (80 MHz)

The PXI system measures and aggregates the pulses occurring after the end of the radar pulse to determine;-

1) Channel Closing Transmission Time (limit is 1 second)

2) Channel Move Time (limit is 10 seconds)

1) Channel Closing Transmission Time = **10.393 mSecs (limit 250 mSec)**

2) Channel Move Time = **0.162679 Secs (limit is 10 seconds)**

### Channel Move Time, Channel Closing Transmission Time for Type 1 Radar Captured by the Test System - 0-12 Seconds



This test report may be reproduced in full only. The document may only be updated by MiCOM Labs personnel. All changes will be noted in the Document History section of the report.



**Title:** Radwin Ltd AP0158770 RF Wireless Module  
**To:** FCC 15.407 & Industry Canada RSS-247 Issue 1  
**Serial #:** RDWN39-U9c DFS Rev A  
**Issue Date:** 4<sup>th</sup> December 2015  
**Page:** 110 of 225

---

## **A. APPENDIX – RADAR TYPES 5 & 6 INJECTION SIGNATURES**

---

This test report may be reproduced in full only. The document may only be updated by MiCOM Labs personnel. All changes will be noted in the Document History section of the report.



### A.1.1.1. Radar Signatures

Type 6 #1 [Back to Summary]									
This table contains a list of 100 hop frequencies, randomly selected from 5250-5724MHz in 1MHz steps									
#01-5632	#02-5706	#03-5630	#04-5309	#05-5448	#06-5525	#07-5288	#08-5256	#09-5500	#10-5533
#11-5292	#12-5352	#13-5274	#14-5715	#15-5597	#16-5609	#17-5555	#18-5297	#19-5608	#20-5618
#21-5568	#22-5556	#23-5670	#24-5677	#25-5516	#26-5362	#27-5537	#28-5331	#29-5604	#30-5466
#31-5494	#32-5296	#33-5546	#34-5424	#35-5411	#36-5270	#37-5316	#38-5450	#39-5413	#40-5638
#41-5393	#42-5381	#43-5510	#44-5610	#45-5622	#46-5470	#47-5642	#48-5254	#49-5290	#50-5326
#51-5285	#52-5678	#53-5357	#54-5657	#55-5412	#56-5476	#57-5649	#58-5620	#59-5551	#60-5582
#61-5703	#62-5418	#63-5422	#64-5333	#65-5650	#66-5403	#67-5447	#68-5598	#69-5501	#70-5355
#71-5507	#72-5385	#73-5576	#74-5531	#75-5446	#76-5388	#77-5548	#78-5490	#79-5255	#80-5572
#81-5522	#82-5686	#83-5723	#84-5519	#85-5392	#86-5554	#87-5489	#88-5337	#89-5536	#90-5342
#91-5558	#92-5526	#93-5697	#94-5317	#95-5445	#96-5514	#97-5695	#98-5502	#99-5639	#100-5560

Type 6 #2 [Back to Summary]									
This table contains a list of 100 hop frequencies, randomly selected from 5250-5724MHz in 1MHz steps									
#01-5669	#02-5453	#03-5639	#04-5510	#05-5252	#06-5342	#07-5697	#08-5672	#09-5283	#10-5486
#11-5378	#12-5441	#13-5449	#14-5328	#15-5359	#16-5525	#17-5268	#18-5676	#19-5722	#20-5706
#21-5484	#22-5698	#23-5645	#24-5259	#25-5321	#26-5353	#27-5466	#28-5500	#29-5611	#30-5657
#31-5699	#32-5414	#33-5412	#34-5575	#35-5663	#36-5640	#37-5703	#38-5334	#39-5443	#40-5430
#41-5394	#42-5524	#43-5290	#44-5568	#45-5601	#46-5720	#47-5302	#48-5405	#49-5419	#50-5688
#51-5550	#52-5540	#53-5326	#54-5696	#55-5532	#56-5629	#57-5439	#58-5624	#59-5708	#60-5480
#61-5422	#62-5397	#63-5553	#64-5403	#65-5276	#66-5287	#67-5478	#68-5420	#69-5609	#70-5289
#71-5591	#72-5529	#73-5526	#74-5340	#75-5423	#76-5604	#77-5415	#78-5444	#79-5357	#80-5306
#81-5311	#82-5330	#83-5376	#84-5694	#85-5398	#86-5599	#87-5335	#88-5603	#89-5380	#90-5261
#91-5514	#92-5435	#93-5460	#94-5675	#95-5461	#96-5574	#97-5683	#98-5549	#99-5709	#100-5534

Type 6 #3 [Back to Summary]									
This table contains a list of 100 hop frequencies, randomly selected from 5250-5724MHz in 1MHz steps									
#01-5444	#02-5347	#03-5271	#04-5263	#05-5711	#06-5522	#07-5652	#08-5463	#09-5719	#10-5516
#11-5651	#12-5419	#13-5341	#14-5270	#15-5584	#16-5255	#17-5402	#18-5676	#19-5599	#20-5289
#21-5598	#22-5499	#23-5406	#24-5318	#25-5575	#26-5367	#27-5297	#28-5393	#29-5251	#30-5595
#31-5398	#32-5482	#33-5326	#34-5520	#35-5657	#36-5597	#37-5377	#38-5585	#39-5349	#40-5331
#41-5452	#42-5523	#43-5643	#44-5533	#45-5506	#46-5605	#47-5355	#48-5602	#49-5409	#50-5422
#51-5257	#52-5674	#53-5670	#54-5661	#55-5669	#56-5665	#57-5677	#58-5413	#59-5593	#60-5475
#61-5509	#62-5462	#63-5373	#64-5368	#65-5342	#66-5546	#67-5338	#68-5541	#69-5576	#70-5518
#71-5561	#72-5325	#73-5704	#74-5488	#75-5319	#76-5487	#77-5666	#78-5515	#79-5566	#80-5423
#81-5390	#82-5532	#83-5380	#84-5712	#85-5656	#86-5424	#87-5481	#88-5581	#89-5667	#90-5310
#91-5396	#92-5524	#93-5364	#94-5309	#95-5266	#96-5616	#97-5405	#98-5359	#99-5586	#100-5690

Type 6 #4 [Back to Summary]									
This table contains a list of 100 hop frequencies, randomly selected from 5250-5724MHz in 1MHz steps									
#01-5426	#02-5417	#03-5343	#04-5355	#05-5533	#06-5719	#07-5621	#08-5675	#09-5702	#10-5611

This test report may be reproduced in full only. The document may only be updated by MiCOM Labs personnel. All changes will be noted in the Document History section of the report.



**Title:** Radwin Ltd AP0158770 RF Wireless Module  
**To:** FCC 15.407 & Industry Canada RSS-247 Issue 1  
**Serial #:** RDWN39-U9c DFS Rev A  
**Issue Date:** 4<sup>th</sup> December 2015  
**Page:** 112 of 225

#11-5686	#12-5687	#13-5351	#14-5305	#15-5427	#16-5368	#17-5344	#18-5662	#19-5618	#20-5264
#21-5557	#22-5688	#23-5395	#24-5631	#25-5428	#26-5649	#27-5624	#28-5283	#29-5542	#30-5709
#31-5376	#32-5271	#33-5722	#34-5272	#35-5479	#36-5257	#37-5328	#38-5375	#39-5297	#40-5673
#41-5414	#42-5446	#43-5547	#44-5477	#45-5451	#46-5347	#47-5640	#48-5560	#49-5354	#50-5487
#51-5312	#52-5468	#53-5465	#54-5572	#55-5382	#56-5463	#57-5437	#58-5652	#59-5608	#60-5345
#61-5587	#62-5383	#63-5717	#64-5484	#65-5664	#66-5689	#67-5550	#68-5420	#69-5289	#70-5693
#71-5614	#72-5670	#73-5574	#74-5361	#75-5390	#76-5643	#77-5429	#78-5331	#79-5259	#80-5313
#81-5654	#82-5647	#83-5633	#84-5531	#85-5400	#86-5266	#87-5616	#88-5448	#89-5577	#90-5552
#91-5554	#92-5511	#93-5562	#94-5260	#95-5659	#96-5447	#97-5579	#98-5520	#99-5322	#100-5353

**Type 6 #5 [Back to Summary]**

**This table contains a list of 100 hop frequencies, randomly selected from 5250-5724MHz in 1MHz steps**

#01-5257	#02-5571	#03-5599	#04-5282	#05-5657	#06-5327	#07-5320	#08-5576	#09-5383	#10-5539
#11-5438	#12-5533	#13-5435	#14-5398	#15-5495	#16-5450	#17-5342	#18-5271	#19-5297	#20-5561
#21-5650	#22-5643	#23-5673	#24-5422	#25-5302	#26-5719	#27-5583	#28-5553	#29-5303	#30-5261
#31-5402	#32-5593	#33-5668	#34-5606	#35-5609	#36-5602	#37-5544	#38-5619	#39-5710	#40-5483
#41-5390	#42-5377	#43-5568	#44-5373	#45-5451	#46-5474	#47-5298	#48-5573	#49-5379	#50-5427
#51-5701	#52-5698	#53-5486	#54-5339	#55-5622	#56-5704	#57-5663	#58-5469	#59-5492	#60-5522
#61-5372	#62-5386	#63-5570	#64-5590	#65-5554	#66-5513	#67-5617	#68-5636	#69-5523	#70-5376
#71-5312	#72-5510	#73-5515	#74-5354	#75-5534	#76-5649	#77-5559	#78-5426	#79-5432	#80-5428
#81-5519	#82-5361	#83-5565	#84-5681	#85-5490	#86-5716	#87-5592	#88-5255	#89-5527	#90-5586
#91-5644	#92-5680	#93-5468	#94-5629	#95-5574	#96-5408	#97-5642	#98-5549	#99-5518	#100-5378

**Type 6 #6 [Back to Summary]**

**This table contains a list of 100 hop frequencies, randomly selected from 5250-5724MHz in 1MHz steps**

#01-5378	#02-5417	#03-5660	#04-5512	#05-5598	#06-5538	#07-5685	#08-5675	#09-5407	#10-5375
#11-5719	#12-5638	#13-5524	#14-5683	#15-5419	#16-5546	#17-5335	#18-5642	#19-5509	#20-5647
#21-5496	#22-5714	#23-5575	#24-5274	#25-5431	#26-5654	#27-5576	#28-5708	#29-5510	#30-5695
#31-5436	#32-5707	#33-5513	#34-5555	#35-5454	#36-5442	#37-5472	#38-5429	#39-5519	#40-5515
#41-5291	#42-5668	#43-5671	#44-5404	#45-5339	#46-5322	#47-5250	#48-5289	#49-5595	#50-5607
#51-5389	#52-5567	#53-5636	#54-5487	#55-5416	#56-5608	#57-5358	#58-5692	#59-5383	#60-5590
#61-5273	#62-5452	#63-5541	#64-5631	#65-5716	#66-5606	#67-5317	#68-5425	#69-5644	#70-5535
#71-5306	#72-5483	#73-5421	#74-5618	#75-5676	#76-5655	#77-5565	#78-5350	#79-5296	#80-5643
#81-5691	#82-5552	#83-5558	#84-5363	#85-5609	#86-5295	#87-5653	#88-5492	#89-5563	#90-5376
#91-5424	#92-5498	#93-5348	#94-5441	#95-5327	#96-5697	#97-5688	#98-5578	#99-5403	#100-5505

**Type 6 #7 [Back to Summary]**

**This table contains a list of 100 hop frequencies, randomly selected from 5250-5724MHz in 1MHz steps**

#01-5653	#02-5624	#03-5661	#04-5323	#05-5432	#06-5330	#07-5342	#08-5612	#09-5441	#10-5450
#11-5684	#12-5322	#13-5639	#14-5345	#15-5483	#16-5312	#17-5284	#18-5489	#19-5377	#20-5715
#21-5393	#22-5361	#23-5534	#24-5648	#25-5520	#26-5484	#27-5431	#28-5683	#29-5396	#30-5386
#31-5442	#32-5411	#33-5490	#34-5436	#35-5623	#36-5659	#37-5427	#38-5536	#39-5588	#40-5572
#41-5399	#42-5676	#43-5699	#44-5539	#45-5275	#46-5526	#47-5707	#48-5463	#49-5357	#50-5339
#51-5382	#52-5412	#53-5542	#54-5263	#55-5527	#56-5672	#57-5383	#58-5465	#59-5305	#60-5257

This test report may be reproduced in full only. The document may only be updated by MiCOM Labs personnel. All changes will be noted in the Document History section of the report.





**Title:** Radwin Ltd AP0158770 RF Wireless Module  
**To:** FCC 15.407 & Industry Canada RSS-247 Issue 1  
**Serial #:** RDWN39-U9c DFS Rev A  
**Issue Date:** 4<sup>th</sup> December 2015  
**Page:** 113 of 225

#61-5523	#62-5557	#63-5453	#64-5446	#65-5548	#66-5609	#67-5473	#68-5625	#69-5530	#70-5566
#71-5426	#72-5560	#73-5359	#74-5495	#75-5449	#76-5469	#77-5289	#78-5457	#79-5353	#80-5278
#81-5328	#82-5324	#83-5569	#84-5414	#85-5259	#86-5641	#87-5673	#88-5265	#89-5460	#90-5604
#91-5691	#92-5266	#93-5511	#94-5472	#95-5430	#96-5438	#97-5577	#98-5571	#99-5644	#100-5366

[Type 6 #8 \[Back to Summary\]](#)

This table contains a list of 100 hop frequencies, randomly selected from 5250-5724MHz in 1MHz steps

#01-5504	#02-5629	#03-5282	#04-5714	#05-5424	#06-5638	#07-5426	#08-5572	#09-5628	#10-5494
#11-5479	#12-5379	#13-5365	#14-5704	#15-5445	#16-5464	#17-5709	#18-5581	#19-5550	#20-5706
#21-5546	#22-5593	#23-5342	#24-5302	#25-5610	#26-5663	#27-5555	#28-5541	#29-5276	#30-5640
#31-5425	#32-5481	#33-5405	#34-5689	#35-5315	#36-5509	#37-5701	#38-5652	#39-5499	#40-5351
#41-5284	#42-5313	#43-5496	#44-5688	#45-5668	#46-5395	#47-5660	#48-5691	#49-5453	#50-5721
#51-5270	#52-5662	#53-5545	#54-5635	#55-5536	#56-5353	#57-5486	#58-5333	#59-5713	#60-5318
#61-5722	#62-5698	#63-5401	#64-5661	#65-5487	#66-5307	#67-5331	#68-5448	#69-5672	#70-5513
#71-5530	#72-5571	#73-5338	#74-5666	#75-5517	#76-5619	#77-5515	#78-5309	#79-5436	#80-5429
#81-5461	#82-5467	#83-5394	#84-5404	#85-5548	#86-5262	#87-5268	#88-5399	#89-5324	#90-5427
#91-5694	#92-5719	#93-5271	#94-5340	#95-5454	#96-5396	#97-5639	#98-5547	#99-5715	#100-5281

[Type 6 #9 \[Back to Summary\]](#)

This table contains a list of 100 hop frequencies, randomly selected from 5250-5724MHz in 1MHz steps

#01-5355	#02-5689	#03-5615	#04-5411	#05-5693	#06-5439	#07-5344	#08-5485	#09-5527	#10-5614
#11-5511	#12-5480	#13-5256	#14-5484	#15-5687	#16-5489	#17-5319	#18-5430	#19-5523	#20-5302
#21-5455	#22-5393	#23-5372	#24-5697	#25-5597	#26-5424	#27-5580	#28-5289	#29-5514	#30-5638
#31-5477	#32-5363	#33-5299	#34-5258	#35-5356	#36-5386	#37-5293	#38-5553	#39-5304	#40-5701
#41-5522	#42-5538	#43-5463	#44-5712	#45-5512	#46-5378	#47-5690	#48-5637	#49-5570	#50-5367
#51-5442	#52-5703	#53-5624	#54-5546	#55-5493	#56-5420	#57-5566	#58-5645	#59-5630	#60-5487
#61-5349	#62-5253	#63-5618	#64-5435	#65-5678	#66-5383	#67-5347	#68-5275	#69-5601	#70-5468
#71-5325	#72-5658	#73-5666	#74-5483	#75-5536	#76-5335	#77-5296	#78-5377	#79-5669	#80-5521
#81-5284	#82-5384	#83-5399	#84-5437	#85-5587	#86-5671	#87-5598	#88-5320	#89-5438	#90-5557
#91-5460	#92-5326	#93-5539	#94-5545	#95-5490	#96-5698	#97-5628	#98-5691	#99-5551	#100-5681

[Type 6 #10 \[Back to Summary\]](#)

This table contains a list of 100 hop frequencies, randomly selected from 5250-5724MHz in 1MHz steps

#01-5609	#02-5480	#03-5598	#04-5265	#05-5360	#06-5405	#07-5326	#08-5694	#09-5484	#10-5285
#11-5490	#12-5520	#13-5400	#14-5401	#15-5613	#16-5334	#17-5255	#18-5624	#19-5391	#20-5358
#21-5272	#22-5441	#23-5258	#24-5596	#25-5307	#26-5562	#27-5373	#28-5280	#29-5310	#30-5481
#31-5433	#32-5471	#33-5715	#34-5714	#35-5510	#36-5305	#37-5649	#38-5282	#39-5491	#40-5585
#41-5291	#42-5658	#43-5286	#44-5389	#45-5393	#46-5602	#47-5614	#48-5623	#49-5316	#50-5549
#51-5442	#52-5417	#53-5251	#54-5682	#55-5522	#56-5281	#57-5295	#58-5633	#59-5252	#60-5576
#61-5269	#62-5410	#63-5412	#64-5381	#65-5674	#66-5700	#67-5506	#68-5581	#69-5692	#70-5662
#71-5271	#72-5423	#73-5705	#74-5403	#75-5421	#76-5583	#77-5367	#78-5647	#79-5568	#80-5306
#81-5546	#82-5260	#83-5508	#84-5347	#85-5376	#86-5435	#87-5582	#88-5439	#89-5639	#90-5527
#91-5703	#92-5470	#93-5315	#94-5673	#95-5340	#96-5440	#97-5565	#98-5402	#99-5560	#100-5503

This test report may be reproduced in full only. The document may only be updated by MiCOM Labs personnel. All changes will be noted in the Document History section of the report.



**Title:** Radwin Ltd AP0158770 RF Wireless Module  
**To:** FCC 15.407 & Industry Canada RSS-247 Issue 1  
**Serial #:** RDWN39-U9c DFS Rev A  
**Issue Date:** 4<sup>th</sup> December 2015  
**Page:** 114 of 225

**Type 6 #11 [Back to Summary]**

**This table contains a list of 100 hop frequencies, randomly selected from 5250-5724MHz in 1MHz steps**

#01-5313	#02-5661	#03-5348	#04-5301	#05-5617	#06-5461	#07-5394	#08-5459	#09-5347	#10-5641
#11-5354	#12-5590	#13-5371	#14-5290	#15-5576	#16-5573	#17-5357	#18-5416	#19-5648	#20-5724
#21-5503	#22-5273	#23-5468	#24-5445	#25-5250	#26-5657	#27-5356	#28-5634	#29-5276	#30-5456
#31-5252	#32-5629	#33-5711	#34-5481	#35-5411	#36-5278	#37-5675	#38-5543	#39-5437	#40-5704
#41-5542	#42-5611	#43-5599	#44-5364	#45-5275	#46-5346	#47-5492	#48-5333	#49-5399	#50-5478
#51-5560	#52-5442	#53-5628	#54-5300	#55-5684	#56-5484	#57-5432	#58-5616	#59-5638	#60-5449
#61-5604	#62-5615	#63-5569	#64-5415	#65-5545	#66-5407	#67-5597	#68-5527	#69-5536	#70-5523
#71-5455	#72-5582	#73-5570	#74-5610	#75-5559	#76-5331	#77-5538	#78-5509	#79-5372	#80-5577
#81-5401	#82-5400	#83-5480	#84-5404	#85-5694	#86-5375	#87-5624	#88-5583	#89-5267	#90-5678
#91-5522	#92-5651	#93-5697	#94-5485	#95-5458	#96-5430	#97-5655	#98-5672	#99-5526	#100-5452

**Type 6 #12 [Back to Summary]**

**This table contains a list of 100 hop frequencies, randomly selected from 5250-5724MHz in 1MHz steps**

#01-5559	#02-5584	#03-5307	#04-5415	#05-5375	#06-5272	#07-5670	#08-5648	#09-5493	#10-5311
#11-5298	#12-5453	#13-5384	#14-5414	#15-5446	#16-5419	#17-5507	#18-5264	#19-5510	#20-5583
#21-5251	#22-5529	#23-5610	#24-5420	#25-5374	#26-5351	#27-5626	#28-5607	#29-5561	#30-5301
#31-5450	#32-5377	#33-5278	#34-5570	#35-5359	#36-5317	#37-5458	#38-5719	#39-5257	#40-5598
#41-5407	#42-5636	#43-5282	#44-5323	#45-5265	#46-5459	#47-5502	#48-5393	#49-5512	#50-5279
#51-5699	#52-5611	#53-5290	#54-5274	#55-5371	#56-5312	#57-5336	#58-5297	#59-5260	#60-5573
#61-5325	#62-5355	#63-5569	#64-5337	#65-5352	#66-5299	#67-5530	#68-5515	#69-5576	#70-5378
#71-5319	#72-5342	#73-5277	#74-5398	#75-5309	#76-5302	#77-5513	#78-5284	#79-5687	#80-5552
#81-5540	#82-5431	#83-5417	#84-5434	#85-5669	#86-5511	#87-5360	#88-5625	#89-5503	#90-5681
#91-5692	#92-5421	#93-5372	#94-5400	#95-5344	#96-5706	#97-5624	#98-5563	#99-5322	#100-5633

**Type 6 #13 [Back to Summary]**

**This table contains a list of 100 hop frequencies, randomly selected from 5250-5724MHz in 1MHz steps**

#01-5724	#02-5542	#03-5673	#04-5722	#05-5485	#06-5639	#07-5277	#08-5720	#09-5471	#10-5538
#11-5363	#12-5528	#13-5278	#14-5677	#15-5646	#16-5606	#17-5346	#18-5642	#19-5631	#20-5591
#21-5261	#22-5323	#23-5540	#24-5385	#25-5309	#26-5439	#27-5276	#28-5634	#29-5683	#30-5531
#31-5373	#32-5480	#33-5632	#34-5384	#35-5613	#36-5469	#37-5437	#38-5280	#39-5483	#40-5364
#41-5404	#42-5690	#43-5568	#44-5414	#45-5392	#46-5419	#47-5479	#48-5463	#49-5610	#50-5707
#51-5656	#52-5455	#53-5621	#54-5651	#55-5251	#56-5662	#57-5295	#58-5612	#59-5368	#60-5286
#61-5665	#62-5403	#63-5714	#64-5297	#65-5371	#66-5282	#67-5386	#68-5529	#69-5601	#70-5358
#71-5644	#72-5575	#73-5619	#74-5581	#75-5470	#76-5645	#77-5402	#78-5442	#79-5274	#80-5458
#81-5611	#82-5499	#83-5317	#84-5365	#85-5327	#86-5537	#87-5578	#88-5367	#89-5271	#90-5602
#91-5446	#92-5326	#93-5701	#94-5428	#95-5305	#96-5347	#97-5256	#98-5401	#99-5293	#100-5723

**Type 6 #14 [Back to Summary]**

**This table contains a list of 100 hop frequencies, randomly selected from 5250-5724MHz in 1MHz steps**

#01-5280	#02-5688	#03-5541	#04-5269	#05-5250	#06-5522	#07-5273	#08-5360	#09-5333	#10-5395
#11-5455	#12-5384	#13-5461	#14-5458	#15-5717	#16-5544	#17-5430	#18-5288	#19-5689	#20-5502
#21-5275	#22-5704	#23-5683	#24-5394	#25-5669	#26-5699	#27-5387	#28-5651	#29-5261	#30-5451

This test report may be reproduced in full only. The document may only be updated by MiCOM Labs personnel. All changes will be noted in the Document History section of the report.



**Title:** Radwin Ltd AP0158770 RF Wireless Module  
**To:** FCC 15.407 & Industry Canada RSS-247 Issue 1  
**Serial #:** RDWN39-U9c DFS Rev A  
**Issue Date:** 4<sup>th</sup> December 2015  
**Page:** 115 of 225

#31-5460	#32-5660	#33-5319	#34-5362	#35-5401	#36-5511	#37-5444	#38-5536	#39-5305	#40-5343
#41-5635	#42-5518	#43-5300	#44-5595	#45-5566	#46-5691	#47-5571	#48-5355	#49-5551	#50-5363
#51-5281	#52-5516	#53-5697	#54-5255	#55-5397	#56-5325	#57-5385	#58-5346	#59-5348	#60-5607
#61-5520	#62-5654	#63-5391	#64-5565	#65-5282	#66-5711	#67-5476	#68-5633	#69-5408	#70-5365
#71-5436	#72-5632	#73-5523	#74-5352	#75-5257	#76-5540	#77-5546	#78-5556	#79-5625	#80-5628
#81-5664	#82-5311	#83-5396	#84-5369	#85-5510	#86-5644	#87-5722	#88-5537	#89-5636	#90-5637
#91-5549	#92-5474	#93-5514	#94-5564	#95-5612	#96-5372	#97-5358	#98-5582	#99-5589	#100-5347

**Type 6 #15 [Back to Summary]**

**This table contains a list of 100 hop frequencies, randomly selected from 5250-5724MHz in 1MHz steps**

#01-5599	#02-5697	#03-5268	#04-5569	#05-5524	#06-5517	#07-5706	#08-5564	#09-5616	#10-5715
#11-5294	#12-5284	#13-5419	#14-5644	#15-5591	#16-5690	#17-5713	#18-5411	#19-5552	#20-5525
#21-5448	#22-5440	#23-5432	#24-5315	#25-5282	#26-5408	#27-5310	#28-5459	#29-5506	#30-5555
#31-5489	#32-5447	#33-5298	#34-5397	#35-5492	#36-5325	#37-5269	#38-5654	#39-5526	#40-5433
#41-5647	#42-5505	#43-5345	#44-5477	#45-5698	#46-5383	#47-5671	#48-5279	#49-5313	#50-5400
#51-5560	#52-5503	#53-5358	#54-5646	#55-5354	#56-5360	#57-5409	#58-5530	#59-5562	#60-5370
#61-5405	#62-5444	#63-5638	#64-5689	#65-5533	#66-5595	#67-5716	#68-5264	#69-5518	#70-5652
#71-5600	#72-5661	#73-5656	#74-5337	#75-5537	#76-5372	#77-5609	#78-5460	#79-5467	#80-5338
#81-5615	#82-5657	#83-5546	#84-5679	#85-5636	#86-5258	#87-5421	#88-5323	#89-5487	#90-5699
#91-5602	#92-5322	#93-5449	#94-5470	#95-5707	#96-5471	#97-5442	#98-5385	#99-5632	#100-5628

**Type 6 #16 [Back to Summary]**

**This table contains a list of 100 hop frequencies, randomly selected from 5250-5724MHz in 1MHz steps**

#01-5556	#02-5427	#03-5558	#04-5542	#05-5713	#06-5525	#07-5320	#08-5429	#09-5627	#10-5316
#11-5554	#12-5514	#13-5342	#14-5259	#15-5621	#16-5587	#17-5544	#18-5666	#19-5280	#20-5677
#21-5723	#22-5686	#23-5583	#24-5559	#25-5337	#26-5626	#27-5665	#28-5628	#29-5274	#30-5643
#31-5373	#32-5458	#33-5425	#34-5603	#35-5335	#36-5687	#37-5629	#38-5423	#39-5322	#40-5255
#41-5673	#42-5659	#43-5377	#44-5698	#45-5574	#46-5580	#47-5269	#48-5444	#49-5683	#50-5679
#51-5594	#52-5568	#53-5455	#54-5336	#55-5623	#56-5331	#57-5488	#58-5724	#59-5363	#60-5653
#61-5490	#62-5424	#63-5611	#64-5412	#65-5581	#66-5317	#67-5298	#68-5549	#69-5614	#70-5577
#71-5610	#72-5402	#73-5498	#74-5388	#75-5608	#76-5483	#77-5668	#78-5319	#79-5263	#80-5504
#81-5615	#82-5426	#83-5398	#84-5313	#85-5547	#86-5323	#87-5616	#88-5270	#89-5419	#90-5678
#91-5411	#92-5417	#93-5328	#94-5631	#95-5329	#96-5704	#97-5716	#98-5302	#99-5562	#100-5695

**Type 6 #17 [Back to Summary]**

**This table contains a list of 100 hop frequencies, randomly selected from 5250-5724MHz in 1MHz steps**

#01-5667	#02-5403	#03-5365	#04-5604	#05-5710	#06-5420	#07-5411	#08-5357	#09-5522	#10-5711
#11-5517	#12-5582	#13-5254	#14-5475	#15-5615	#16-5540	#17-5685	#18-5590	#19-5707	#20-5545
#21-5566	#22-5702	#23-5642	#24-5529	#25-5621	#26-5302	#27-5413	#28-5658	#29-5524	#30-5623
#31-5312	#32-5345	#33-5342	#34-5605	#35-5505	#36-5682	#37-5261	#38-5285	#39-5724	#40-5704
#41-5614	#42-5431	#43-5535	#44-5255	#45-5611	#46-5405	#47-5439	#48-5414	#49-5280	#50-5497
#51-5319	#52-5267	#53-5379	#54-5690	#55-5486	#56-5561	#57-5708	#58-5657	#59-5256	#60-5477
#61-5558	#62-5648	#63-5422	#64-5636	#65-5595	#66-5359	#67-5583	#68-5673	#69-5555	#70-5277
#71-5587	#72-5337	#73-5461	#74-5718	#75-5415	#76-5258	#77-5468	#78-5360	#79-5593	#80-5275

This test report may be reproduced in full only. The document may only be updated by MiCOM Labs personnel. All changes will be noted in the Document History section of the report.



**Title:** Radwin Ltd AP0158770 RF Wireless Module  
**To:** FCC 15.407 & Industry Canada RSS-247 Issue 1  
**Serial #:** RDWN39-U9c DFS Rev A  
**Issue Date:** 4<sup>th</sup> December 2015  
**Page:** 116 of 225

#81-5394	#82-5688	#83-5639	#84-5269	#85-5371	#86-5278	#87-5352	#88-5717	#89-5289	#90-5396
#91-5715	#92-5507	#93-5363	#94-5559	#95-5700	#96-5329	#97-5331	#98-5336	#99-5714	#100-5516

[Type 6 #18 \[Back to Summary\]](#)

**This table contains a list of 100 hop frequencies, randomly selected from 5250-5724MHz in 1MHz steps**

#01-5602	#02-5275	#03-5567	#04-5342	#05-5491	#06-5723	#07-5259	#08-5447	#09-5279	#10-5358
#11-5396	#12-5276	#13-5672	#14-5680	#15-5340	#16-5461	#17-5645	#18-5452	#19-5715	#20-5712
#21-5440	#22-5347	#23-5678	#24-5605	#25-5306	#26-5388	#27-5529	#28-5512	#29-5597	#30-5664
#31-5404	#32-5421	#33-5286	#34-5718	#35-5660	#36-5585	#37-5719	#38-5280	#39-5673	#40-5685
#41-5398	#42-5691	#43-5533	#44-5278	#45-5579	#46-5714	#47-5343	#48-5410	#49-5464	#50-5345
#51-5251	#52-5325	#53-5505	#54-5321	#55-5687	#56-5301	#57-5525	#58-5595	#59-5643	#60-5492
#61-5486	#62-5457	#63-5596	#64-5500	#65-5644	#66-5346	#67-5657	#68-5710	#69-5592	#70-5721
#71-5681	#72-5386	#73-5638	#74-5498	#75-5412	#76-5593	#77-5399	#78-5435	#79-5351	#80-5382
#81-5568	#82-5402	#83-5506	#84-5647	#85-5566	#86-5623	#87-5534	#88-5443	#89-5637	#90-5484
#91-5661	#92-5502	#93-5659	#94-5617	#95-5411	#96-5425	#97-5349	#98-5295	#99-5558	#100-5368

[Type 6 #19 \[Back to Summary\]](#)

**This table contains a list of 100 hop frequencies, randomly selected from 5250-5724MHz in 1MHz steps**

#01-5517	#02-5299	#03-5513	#04-5614	#05-5656	#06-5445	#07-5457	#08-5390	#09-5353	#10-5443
#11-5404	#12-5388	#13-5424	#14-5341	#15-5336	#16-5307	#17-5528	#18-5521	#19-5462	#20-5668
#21-5616	#22-5403	#23-5561	#24-5634	#25-5658	#26-5506	#27-5274	#28-5651	#29-5510	#30-5469
#31-5357	#32-5512	#33-5387	#34-5379	#35-5360	#36-5645	#37-5511	#38-5690	#39-5547	#40-5302
#41-5534	#42-5595	#43-5467	#44-5348	#45-5320	#46-5338	#47-5539	#48-5545	#49-5499	#50-5346
#51-5425	#52-5625	#53-5620	#54-5676	#55-5704	#56-5723	#57-5664	#58-5433	#59-5464	#60-5568
#61-5394	#62-5617	#63-5250	#64-5294	#65-5548	#66-5701	#67-5266	#68-5556	#69-5639	#70-5332
#71-5533	#72-5344	#73-5536	#74-5313	#75-5679	#76-5562	#77-5695	#78-5648	#79-5583	#80-5416
#81-5687	#82-5479	#83-5622	#84-5409	#85-5665	#86-5275	#87-5363	#88-5691	#89-5450	#90-5381
#91-5456	#92-5398	#93-5496	#94-5362	#95-5402	#96-5529	#97-5431	#98-5542	#99-5581	#100-5417

[Type 6 #20 \[Back to Summary\]](#)

**This table contains a list of 100 hop frequencies, randomly selected from 5250-5724MHz in 1MHz steps**

#01-5586	#02-5600	#03-5479	#04-5626	#05-5597	#06-5471	#07-5477	#08-5450	#09-5288	#10-5539
#11-5651	#12-5541	#13-5446	#14-5478	#15-5530	#16-5525	#17-5303	#18-5366	#19-5333	#20-5688
#21-5330	#22-5590	#23-5639	#24-5432	#25-5543	#26-5369	#27-5640	#28-5709	#29-5403	#30-5662
#31-5535	#32-5552	#33-5498	#34-5652	#35-5400	#36-5609	#37-5661	#38-5343	#39-5704	#40-5628
#41-5255	#42-5483	#43-5584	#44-5569	#45-5545	#46-5680	#47-5300	#48-5388	#49-5630	#50-5480
#51-5426	#52-5253	#53-5618	#54-5337	#55-5720	#56-5686	#57-5296	#58-5304	#59-5352	#60-5562
#61-5466	#62-5602	#63-5714	#64-5673	#65-5551	#66-5380	#67-5641	#68-5367	#69-5272	#70-5353
#71-5310	#72-5325	#73-5357	#74-5305	#75-5587	#76-5629	#77-5318	#78-5502	#79-5328	#80-5648
#81-5485	#82-5531	#83-5659	#84-5410	#85-5656	#86-5438	#87-5563	#88-5315	#89-5513	#90-5598
#91-5706	#92-5453	#93-5556	#94-5256	#95-5474	#96-5258	#97-5363	#98-5624	#99-5558	#100-5262

[Type 6 #21 \[Back to Summary\]](#)

**This table contains a list of 100 hop frequencies, randomly selected from 5250-5724MHz in 1MHz steps**

This test report may be reproduced in full only. The document may only be updated by MiCOM Labs personnel. All changes will be noted in the Document History section of the report.



**Title:** Radwin Ltd AP0158770 RF Wireless Module  
**To:** FCC 15.407 & Industry Canada RSS-247 Issue 1  
**Serial #:** RDWN39-U9c DFS Rev A  
**Issue Date:** 4<sup>th</sup> December 2015  
**Page:** 117 of 225

#01-5612	#02-5630	#03-5433	#04-5522	#05-5441	#06-5283	#07-5310	#08-5387	#09-5685	#10-5367
#11-5559	#12-5304	#13-5512	#14-5619	#15-5666	#16-5327	#17-5607	#18-5709	#19-5476	#20-5719
#21-5536	#22-5484	#23-5324	#24-5384	#25-5322	#26-5581	#27-5568	#28-5494	#29-5338	#30-5535
#31-5331	#32-5631	#33-5351	#34-5398	#35-5294	#36-5532	#37-5379	#38-5687	#39-5571	#40-5254
#41-5376	#42-5637	#43-5589	#44-5618	#45-5501	#46-5468	#47-5580	#48-5316	#49-5636	#50-5481
#51-5419	#52-5563	#53-5450	#54-5378	#55-5556	#56-5299	#57-5449	#58-5585	#59-5440	#60-5541
#61-5298	#62-5400	#63-5285	#64-5652	#65-5678	#66-5364	#67-5574	#68-5383	#69-5673	#70-5644
#71-5633	#72-5714	#73-5410	#74-5459	#75-5490	#76-5546	#77-5362	#78-5712	#79-5427	#80-5426
#81-5483	#82-5672	#83-5640	#84-5700	#85-5329	#86-5488	#87-5711	#88-5438	#89-5487	#90-5553
#91-5691	#92-5547	#93-5354	#94-5256	#95-5657	#96-5688	#97-5562	#98-5282	#99-5573	#100-5290

[Type 6 #22 \[Back to Summary\]](#)

This table contains a list of 100 hop frequencies, randomly selected from 5250-5724MHz in 1MHz steps

#01-5532	#02-5347	#03-5534	#04-5627	#05-5472	#06-5452	#07-5363	#08-5597	#09-5346	#10-5373
#11-5418	#12-5415	#13-5416	#14-5658	#15-5408	#16-5593	#17-5405	#18-5401	#19-5504	#20-5526
#21-5332	#22-5333	#23-5630	#24-5524	#25-5723	#26-5258	#27-5706	#28-5494	#29-5463	#30-5467
#31-5604	#32-5718	#33-5664	#34-5632	#35-5358	#36-5603	#37-5520	#38-5586	#39-5488	#40-5651
#41-5324	#42-5455	#43-5391	#44-5430	#45-5522	#46-5381	#47-5663	#48-5322	#49-5499	#50-5344
#51-5406	#52-5606	#53-5710	#54-5297	#55-5682	#56-5449	#57-5441	#58-5259	#59-5629	#60-5464
#61-5470	#62-5594	#63-5383	#64-5493	#65-5425	#66-5476	#67-5508	#68-5550	#69-5529	#70-5544
#71-5637	#72-5578	#73-5602	#74-5666	#75-5450	#76-5252	#77-5591	#78-5319	#79-5634	#80-5720
#81-5368	#82-5310	#83-5617	#84-5674	#85-5412	#86-5511	#87-5681	#88-5273	#89-5321	#90-5512
#91-5662	#92-5404	#93-5497	#94-5695	#95-5271	#96-5587	#97-5693	#98-5569	#99-5329	#100-5507

[Type 6 #23 \[Back to Summary\]](#)

This table contains a list of 100 hop frequencies, randomly selected from 5250-5724MHz in 1MHz steps

#01-5716	#02-5257	#03-5287	#04-5395	#05-5560	#06-5599	#07-5264	#08-5544	#09-5494	#10-5417
#11-5584	#12-5558	#13-5640	#14-5367	#15-5536	#16-5587	#17-5613	#18-5397	#19-5721	#20-5531
#21-5404	#22-5512	#23-5630	#24-5686	#25-5639	#26-5387	#27-5274	#28-5347	#29-5447	#30-5280
#31-5601	#32-5297	#33-5595	#34-5377	#35-5421	#36-5503	#37-5644	#38-5603	#39-5594	#40-5581
#41-5307	#42-5693	#43-5418	#44-5654	#45-5296	#46-5570	#47-5578	#48-5459	#49-5250	#50-5330
#51-5709	#52-5573	#53-5523	#54-5352	#55-5453	#56-5326	#57-5480	#58-5423	#59-5574	#60-5642
#61-5346	#62-5464	#63-5540	#64-5688	#65-5513	#66-5670	#67-5283	#68-5667	#69-5259	#70-5528
#71-5390	#72-5474	#73-5436	#74-5344	#75-5700	#76-5319	#77-5612	#78-5446	#79-5675	#80-5617
#81-5449	#82-5321	#83-5401	#84-5568	#85-5373	#86-5256	#87-5389	#88-5596	#89-5678	#90-5364
#91-5484	#92-5606	#93-5317	#94-5632	#95-5426	#96-5308	#97-5320	#98-5430	#99-5432	#100-5299

[Type 6 #24 \[Back to Summary\]](#)

This table contains a list of 100 hop frequencies, randomly selected from 5250-5724MHz in 1MHz steps

#01-5641	#02-5358	#03-5377	#04-5411	#05-5410	#06-5617	#07-5402	#08-5279	#09-5625	#10-5514
#11-5648	#12-5337	#13-5488	#14-5702	#15-5607	#16-5349	#17-5610	#18-5356	#19-5383	#20-5334
#21-5564	#22-5390	#23-5586	#24-5405	#25-5437	#26-5463	#27-5435	#28-5387	#29-5604	#30-5436
#31-5266	#32-5272	#33-5584	#34-5273	#35-5407	#36-5687	#37-5529	#38-5579	#39-5359	#40-5695
#41-5414	#42-5440	#43-5397	#44-5714	#45-5553	#46-5654	#47-5544	#48-5684	#49-5434	#50-5324

This test report may be reproduced in full only. The document may only be updated by MiCOM Labs personnel. All changes will be noted in the Document History section of the report.



**Title:** Radwin Ltd AP0158770 RF Wireless Module  
**To:** FCC 15.407 & Industry Canada RSS-247 Issue 1  
**Serial #:** RDWN39-U9c DFS Rev A  
**Issue Date:** 4<sup>th</sup> December 2015  
**Page:** 118 of 225

#51-5298	#52-5690	#53-5326	#54-5693	#55-5515	#56-5255	#57-5698	#58-5403	#59-5613	#60-5569
#61-5634	#62-5462	#63-5320	#64-5595	#65-5380	#66-5368	#67-5583	#68-5666	#69-5552	#70-5699
#71-5594	#72-5700	#73-5395	#74-5258	#75-5447	#76-5616	#77-5428	#78-5420	#79-5362	#80-5306
#81-5282	#82-5615	#83-5483	#84-5401	#85-5376	#86-5457	#87-5505	#88-5369	#89-5423	#90-5536
#91-5685	#92-5267	#93-5511	#94-5496	#95-5493	#96-5715	#97-5717	#98-5722	#99-5501	#100-5677

**Type 6 #25 [Back to Summary]**

**This table contains a list of 100 hop frequencies, randomly selected from 5250-5724MHz in 1MHz steps**

#01-5309	#02-5463	#03-5350	#04-5351	#05-5538	#06-5347	#07-5477	#08-5514	#09-5658	#10-5426
#11-5564	#12-5433	#13-5386	#14-5444	#15-5417	#16-5656	#17-5328	#18-5460	#19-5298	#20-5655
#21-5410	#22-5634	#23-5590	#24-5450	#25-5315	#26-5550	#27-5623	#28-5363	#29-5404	#30-5607
#31-5661	#32-5563	#33-5397	#34-5292	#35-5602	#36-5699	#37-5555	#38-5326	#39-5308	#40-5585
#41-5577	#42-5320	#43-5654	#44-5532	#45-5522	#46-5676	#47-5423	#48-5282	#49-5705	#50-5271
#51-5624	#52-5554	#53-5485	#54-5626	#55-5472	#56-5579	#57-5711	#58-5360	#59-5445	#60-5543
#61-5627	#62-5595	#63-5713	#64-5402	#65-5540	#66-5681	#67-5497	#68-5384	#69-5714	#70-5319
#71-5657	#72-5306	#73-5519	#74-5521	#75-5508	#76-5479	#77-5411	#78-5338	#79-5289	#80-5574
#81-5680	#82-5541	#83-5498	#84-5462	#85-5367	#86-5323	#87-5333	#88-5528	#89-5454	#90-5598
#91-5381	#92-5501	#93-5276	#94-5331	#95-5369	#96-5359	#97-5650	#98-5716	#99-5677	#100-5691

**Type 6 #26 [Back to Summary]**

**This table contains a list of 100 hop frequencies, randomly selected from 5250-5724MHz in 1MHz steps**

#01-5497	#02-5690	#03-5355	#04-5689	#05-5292	#06-5478	#07-5550	#08-5271	#09-5405	#10-5694
#11-5672	#12-5304	#13-5464	#14-5664	#15-5423	#16-5608	#17-5413	#18-5580	#19-5510	#20-5446
#21-5539	#22-5650	#23-5268	#24-5494	#25-5571	#26-5397	#27-5705	#28-5274	#29-5704	#30-5364
#31-5676	#32-5589	#33-5532	#34-5402	#35-5692	#36-5369	#37-5485	#38-5700	#39-5298	#40-5346
#41-5329	#42-5607	#43-5591	#44-5430	#45-5688	#46-5475	#47-5486	#48-5455	#49-5480	#50-5401
#51-5671	#52-5586	#53-5367	#54-5620	#55-5498	#56-5525	#57-5291	#58-5267	#59-5707	#60-5440
#61-5657	#62-5699	#63-5270	#64-5641	#65-5294	#66-5345	#67-5535	#68-5443	#69-5674	#70-5461
#71-5415	#72-5530	#73-5311	#74-5479	#75-5602	#76-5634	#77-5484	#78-5358	#79-5381	#80-5368
#81-5356	#82-5252	#83-5590	#84-5451	#85-5658	#86-5514	#87-5416	#88-5659	#89-5456	#90-5667
#91-5559	#92-5442	#93-5645	#94-5332	#95-5682	#96-5622	#97-5460	#98-5420	#99-5339	#100-5698

**Type 6 #27 [Back to Summary]**

**This table contains a list of 100 hop frequencies, randomly selected from 5250-5724MHz in 1MHz steps**

#01-5464	#02-5537	#03-5414	#04-5357	#05-5473	#06-5332	#07-5526	#08-5580	#09-5540	#10-5535
#11-5292	#12-5479	#13-5333	#14-5625	#15-5389	#16-5265	#17-5671	#18-5318	#19-5523	#20-5596
#21-5319	#22-5368	#23-5644	#24-5410	#25-5687	#26-5564	#27-5275	#28-5423	#29-5471	#30-5720
#31-5660	#32-5574	#33-5501	#34-5478	#35-5283	#36-5492	#37-5494	#38-5406	#39-5598	#40-5334
#41-5382	#42-5600	#43-5377	#44-5274	#45-5399	#46-5442	#47-5561	#48-5432	#49-5543	#50-5606
#51-5513	#52-5351	#53-5604	#54-5467	#55-5628	#56-5345	#57-5617	#58-5254	#59-5395	#60-5633
#61-5307	#62-5353	#63-5358	#64-5544	#65-5599	#66-5443	#67-5702	#68-5579	#69-5591	#70-5621
#71-5496	#72-5515	#73-5445	#74-5438	#75-5463	#76-5716	#77-5620	#78-5260	#79-5252	#80-5567
#81-5590	#82-5457	#83-5559	#84-5695	#85-5284	#86-5575	#87-5663	#88-5489	#89-5261	#90-5689
#91-5277	#92-5279	#93-5557	#94-5681	#95-5465	#96-5707	#97-5566	#98-5646	#99-5359	#100-5723

This test report may be reproduced in full only. The document may only be updated by MiCOM Labs personnel. All changes will be noted in the Document History section of the report.



**Title:** Radwin Ltd AP0158770 RF Wireless Module  
**To:** FCC 15.407 & Industry Canada RSS-247 Issue 1  
**Serial #:** RDWN39-U9c DFS Rev A  
**Issue Date:** 4<sup>th</sup> December 2015  
**Page:** 119 of 225

[Type 6 #28 \[Back to Summary\]](#)

This table contains a list of 100 hop frequencies, randomly selected from 5250-5724MHz in 1MHz steps

#01-5631	#02-5415	#03-5253	#04-5435	#05-5353	#06-5721	#07-5719	#08-5625	#09-5464	#10-5473
#11-5493	#12-5337	#13-5290	#14-5668	#15-5254	#16-5653	#17-5272	#18-5257	#19-5503	#20-5480
#21-5411	#22-5434	#23-5675	#24-5409	#25-5471	#26-5304	#27-5279	#28-5269	#29-5251	#30-5682
#31-5481	#32-5459	#33-5652	#34-5529	#35-5280	#36-5389	#37-5559	#38-5602	#39-5495	#40-5360
#41-5308	#42-5537	#43-5530	#44-5724	#45-5470	#46-5359	#47-5458	#48-5521	#49-5702	#50-5637
#51-5624	#52-5352	#53-5469	#54-5401	#55-5544	#56-5484	#57-5669	#58-5500	#59-5664	#60-5595
#61-5611	#62-5463	#63-5515	#64-5262	#65-5362	#66-5638	#67-5590	#68-5343	#69-5395	#70-5487
#71-5393	#72-5422	#73-5599	#74-5628	#75-5676	#76-5663	#77-5361	#78-5571	#79-5483	#80-5291
#81-5338	#82-5378	#83-5715	#84-5501	#85-5525	#86-5460	#87-5629	#88-5615	#89-5351	#90-5555
#91-5489	#92-5421	#93-5324	#94-5265	#95-5711	#96-5592	#97-5722	#98-5514	#99-5608	#100-5479

[Type 6 #29 \[Back to Summary\]](#)

This table contains a list of 100 hop frequencies, randomly selected from 5250-5724MHz in 1MHz steps

#01-5590	#02-5325	#03-5703	#04-5380	#05-5641	#06-5532	#07-5255	#08-5389	#09-5343	#10-5362
#11-5569	#12-5374	#13-5457	#14-5608	#15-5612	#16-5586	#17-5393	#18-5427	#19-5685	#20-5453
#21-5293	#22-5656	#23-5628	#24-5250	#25-5524	#26-5613	#27-5689	#28-5320	#29-5364	#30-5307
#31-5600	#32-5654	#33-5519	#34-5554	#35-5513	#36-5639	#37-5522	#38-5394	#39-5544	#40-5346
#41-5609	#42-5687	#43-5462	#44-5377	#45-5576	#46-5674	#47-5353	#48-5705	#49-5386	#50-5370
#51-5430	#52-5402	#53-5341	#54-5435	#55-5658	#56-5422	#57-5580	#58-5278	#59-5567	#60-5660
#61-5274	#62-5286	#63-5487	#64-5640	#65-5579	#66-5627	#67-5344	#68-5697	#69-5313	#70-5723
#71-5588	#72-5568	#73-5330	#74-5444	#75-5501	#76-5399	#77-5575	#78-5340	#79-5661	#80-5419
#81-5428	#82-5368	#83-5467	#84-5539	#85-5515	#86-5504	#87-5663	#88-5426	#89-5614	#90-5630
#91-5259	#92-5257	#93-5322	#94-5371	#95-5546	#96-5497	#97-5355	#98-5464	#99-5645	#100-5553

[Type 6 #30 \[Back to Summary\]](#)

This table contains a list of 100 hop frequencies, randomly selected from 5250-5724MHz in 1MHz steps

#01-5255	#02-5673	#03-5706	#04-5570	#05-5296	#06-5349	#07-5317	#08-5389	#09-5401	#10-5508
#11-5489	#12-5480	#13-5494	#14-5434	#15-5342	#16-5334	#17-5619	#18-5392	#19-5267	#20-5611
#21-5463	#22-5424	#23-5577	#24-5332	#25-5630	#26-5540	#27-5598	#28-5687	#29-5655	#30-5263
#31-5365	#32-5546	#33-5715	#34-5534	#35-5567	#36-5522	#37-5353	#38-5616	#39-5326	#40-5547
#41-5521	#42-5668	#43-5372	#44-5495	#45-5502	#46-5553	#47-5662	#48-5454	#49-5603	#50-5688
#51-5446	#52-5283	#53-5340	#54-5500	#55-5498	#56-5379	#57-5488	#58-5390	#59-5533	#60-5444
#61-5427	#62-5470	#63-5373	#64-5659	#65-5503	#66-5625	#67-5536	#68-5515	#69-5666	#70-5314
#71-5537	#72-5302	#73-5331	#74-5555	#75-5327	#76-5393	#77-5482	#78-5300	#79-5643	#80-5512
#81-5284	#82-5318	#83-5590	#84-5476	#85-5517	#86-5344	#87-5447	#88-5602	#89-5371	#90-5299
#91-5286	#92-5678	#93-5337	#94-5437	#95-5505	#96-5694	#97-5398	#98-5297	#99-5657	#100-5313

This test report may be reproduced in full only. The document may only be updated by MiCOM Labs personnel. All changes will be noted in the Document History section of the report.



**Title:** Radwin Ltd AP0158770 RF Wireless Module  
**To:** FCC 15.407 & Industry Canada RSS-247 Issue 1  
**Serial #:** RDWN39-U9c DFS Rev A  
**Issue Date:** 4<sup>th</sup> December 2015  
**Page:** 120 of 225

Type 5 #1 [Back to Summary]

Burst Segment	Number of Pulses	Chirp Width MHz	t1 usec	Pulse Width (t2) usec	t3 usec	t4 usec	t5 usec	Total Segment Length usec
1	1	15	687560	77	0	0	62363	750000
2	3	12	396475	89	1616	1876	349766	750000
3	2	10	221272	67	1455	0	527139	750000
4	3	17	134197	51	1931	1390	612329	750000
5	2	12	156369	84	1854	0	591609	750000
6	3	7	46483	85	1603	1392	700267	750000
7	2	7	130433	60	1583	0	617864	750000
8	2	7	385559	52	1280	0	363057	750000
9	1	18	20909	56	0	0	729035	750000
10	2	8	566775	57	1866	0	181245	750000
11	2	17	489473	73	1496	0	258885	750000
12	3	6	590944	58	1690	1025	156167	750000
13	2	7	567012	63	1391	0	181471	750000
14	1	16	486902	64	0	0	263034	750000
15	2	17	497695	88	1110	0	251019	750000
16	1	14	619528	77	0	0	130395	750000

Type 5 #2 [Back to Summary]

Burst Segment	Number of Pulses	Chirp Width MHz	t1 usec	Pulse Width (t2) usec	t3 usec	t4 usec	t5 usec	Total Segment Length usec
1	2	9	658537	73	1845	0	6138	666666
2	2	16	472549	89	1516	0	192423	666666
3	1	10	85438	74	0	0	581154	666666
4	2	17	317887	52	1988	0	346687	666666
5	1	18	348702	65	0	0	317899	666666
6	1	15	458978	63	0	0	207625	666666
7	3	10	157064	92	1330	1551	506445	666666
8	3	10	98660	71	1193	1428	565172	666666
9	3	11	422966	99	1769	1002	240632	666666
10	1	15	414547	70	0	0	252049	666666
11	2	13	369814	75	1132	0	295570	666666
12	2	20	389880	87	1062	0	275550	666666
13	2	6	117809	96	1872	0	546793	666666
14	2	8	469297	73	1447	0	195776	666666
15	1	11	559349	93	0	0	107224	666666
16	3	19	384220	65	1100	1521	279630	666666
17	1	5	46837	61	0	0	619768	666666
18	1	17	279056	92	0	0	387518	666666

This test report may be reproduced in full only. The document may only be updated by MiCOM Labs personnel. All changes will be noted in the Document History section of the report.





**Title:** Radwin Ltd AP0158770 RF Wireless Module  
**To:** FCC 15.407 & Industry Canada RSS-247 Issue 1  
**Serial #:** RDWN39-U9c DFS Rev A  
**Issue Date:** 4<sup>th</sup> December 2015  
**Page:** 121 of 225

Type 5 #3 [Back to Summary]

Burst Segment	Number of Pulses	Chirp Width MHz	t1 usec	Pulse Width (t2) usec	t3 usec	t4 usec	t5 usec	Total Segment Length usec
1	2	11	630495	85	1131	0	118204	750000
2	3	19	464539	95	1547	1591	282038	750000
3	1	20	707486	89	0	0	42425	750000
4	2	7	336130	89	1715	0	411977	750000
5	1	15	315502	79	0	0	434419	750000
6	2	6	15836	67	1869	0	732161	750000
7	2	14	419282	67	1041	0	329543	750000
8	1	17	538616	50	0	0	211334	750000
9	2	17	255632	52	1414	0	492850	750000
10	2	11	204255	95	1458	0	544097	750000
11	1	11	530154	81	0	0	219765	750000
12	1	11	641611	99	0	0	108290	750000
13	1	15	370534	99	0	0	379367	750000
14	3	18	14022	50	1886	1246	732696	750000
15	1	20	695105	61	0	0	54834	750000
16	3	14	631253	52	1671	1653	115267	750000

Type 5 #4 [Back to Summary]

Burst Segment	Number of Pulses	Chirp Width MHz	t1 usec	Pulse Width (t2) usec	t3 usec	t4 usec	t5 usec	Total Segment Length usec
1	1	6	971265	76	0	0	119568	1090909
2	3	11	588912	89	1225	1638	498867	1090909
3	1	7	1047526	57	0	0	43326	1090909
4	3	5	600865	53	1369	1778	486738	1090909
5	2	19	258510	63	1267	0	831006	1090909
6	1	19	417912	58	0	0	672939	1090909
7	1	10	628226	69	0	0	462614	1090909
8	2	12	657543	97	1566	0	431606	1090909
9	3	12	519139	62	1661	1609	568314	1090909
10	1	17	1054420	54	0	0	36435	1090909
11	3	13	318756	100	1301	1875	768677	1090909

Type 5 #5 [Back to Summary]

Burst Segment	Number of Pulses	Chirp Width MHz	t1 usec	Pulse Width (t2) usec	t3 usec	t4 usec	t5 usec	Total Segment Length usec
1	3	18	400108	82	1653	1526	263133	666666
2	2	13	503015	92	1150	0	162317	666666

This test report may be reproduced in full only. The document may only be updated by MiCOM Labs personnel. All changes will be noted in the Document History section of the report.



**Title:** Radwin Ltd AP0158770 RF Wireless Module  
**To:** FCC 15.407 & Industry Canada RSS-247 Issue 1  
**Serial #:** RDWN39-U9c DFS Rev A  
**Issue Date:** 4<sup>th</sup> December 2015  
**Page:** 122 of 225

3	2	5	335565	77	1371	0	329576	666666
4	2	13	529618	77	1101	0	135793	666666
5	2	8	348932	70	1155	0	316439	666666
6	1	11	384882	53	0	0	281731	666666
7	1	9	552420	72	0	0	114174	666666
8	1	17	633650	90	0	0	32926	666666
9	1	20	545697	82	0	0	120887	666666
10	1	9	346253	66	0	0	320347	666666
11	1	12	319344	97	0	0	347225	666666
12	1	10	127712	88	0	0	538866	666666
13	3	8	1072	60	1610	1498	662306	666666
14	2	12	40447	71	1941	0	624136	666666
15	1	16	636378	64	0	0	30224	666666
16	2	12	591517	88	1244	0	73729	666666
17	1	14	50185	99	0	0	616382	666666
18	3	9	610796	82	1263	1562	52799	666666

Type 5 #6 [Back to Summary]

Burst Segment	Number of Pulses	Chirp Width MHz	t1 usec	Pulse Width (t2) usec	t3 usec	t4 usec	t5 usec	Total Segment Length usec
1	1	6	719407	55	0	0	137680	857142
2	3	7	206784	78	1453	1298	647373	857142
3	2	7	848944	69	1266	0	6794	857142
4	1	20	794051	78	0	0	63013	857142
5	3	13	10319	81	1454	1059	844067	857142
6	2	16	629787	58	1862	0	225377	857142
7	1	13	398397	93	0	0	458652	857142
8	3	8	10280	60	1871	1087	843724	857142
9	2	20	500888	51	1647	0	354505	857142
10	2	17	338785	71	1906	0	516309	857142
11	3	15	697951	64	1194	1864	155941	857142
12	2	18	337700	51	1224	0	518116	857142
13	2	13	587350	80	1104	0	268528	857142
14	3	13	579663	84	1777	1051	274399	857142

Type 5 #7 [Back to Summary]

Burst Segment	Number of Pulses	Chirp Width MHz	t1 usec	Pulse Width (t2) usec	t3 usec	t4 usec	t5 usec	Total Segment Length usec
1	3	14	297439	55	1569	1807	330598	631578
2	2	10	293219	61	1807	0	336430	631578
3	1	8	206613	93	0	0	424872	631578
4	2	14	27293	96	1156	0	602937	631578

This test report may be reproduced in full only. The document may only be updated by MiCOM Labs personnel. All changes will be noted in the Document History section of the report.



**Title:** Radwin Ltd AP0158770 RF Wireless Module  
**To:** FCC 15.407 & Industry Canada RSS-247 Issue 1  
**Serial #:** RDWN39-U9c DFS Rev A  
**Issue Date:** 4<sup>th</sup> December 2015  
**Page:** 123 of 225

5	3	7	340881	81	1446	1384	287624	631578
6	3	16	216988	88	1272	1129	411925	631578
7	1	16	51235	69	0	0	580274	631578
8	1	18	352656	62	0	0	278860	631578
9	2	5	78879	100	1622	0	550877	631578
10	2	12	53394	62	1527	0	576533	631578
11	2	19	20826	60	1636	0	608996	631578
12	1	7	116562	97	0	0	514919	631578
13	1	15	317105	79	0	0	314394	631578
14	1	6	621037	84	0	0	10457	631578
15	2	8	417825	75	1311	0	212292	631578
16	3	15	352861	80	1869	1579	275029	631578
17	1	9	276917	92	0	0	354569	631578
18	1	15	583278	82	0	0	48218	631578
19	2	10	95492	70	1424	0	534522	631578

Type 5 #8 [Back to Summary]

Burst Segment	Number of Pulses	Chirp Width MHz	t1 usec	Pulse Width (t2) usec	t3 usec	t4 usec	t5 usec	Total Segment Length usec
1	1	20	901180	79	0	0	298741	1200000
2	2	20	668567	98	1004	0	530233	1200000
3	3	9	566404	98	1774	1962	629566	1200000
4	1	7	862040	50	0	0	337910	1200000
5	2	10	162637	91	1968	0	1035213	1200000
6	2	11	803082	93	1754	0	394978	1200000
7	2	6	178861	56	1094	0	1019933	1200000
8	2	14	450770	58	1877	0	747237	1200000
9	2	10	631564	81	1285	0	566989	1200000
10	2	18	539215	97	1686	0	658905	1200000

Type 5 #9 [Back to Summary]

Burst Segment	Number of Pulses	Chirp Width MHz	t1 usec	Pulse Width (t2) usec	t3 usec	t4 usec	t5 usec	Total Segment Length usec
1	2	16	472953	59	1784	0	858478	1333333
2	3	18	690611	80	1305	1633	639544	1333333
3	1	20	855527	67	0	0	477739	1333333
4	3	14	908256	59	1363	1315	422222	1333333
5	1	6	1000560	90	0	0	332683	1333333
6	2	12	677698	52	1653	0	653878	1333333
7	3	9	1254470	88	1517	1188	75894	1333333
8	2	17	734866	65	1877	0	596460	1333333
9	3	16	1307020	79	1104	1426	23546	1333333

This test report may be reproduced in full only. The document may only be updated by MiCOM Labs personnel. All changes will be noted in the Document History section of the report.



**Title:** Radwin Ltd AP0158770 RF Wireless Module  
**To:** FCC 15.407 & Industry Canada RSS-247 Issue 1  
**Serial #:** RDWN39-U9c DFS Rev A  
**Issue Date:** 4<sup>th</sup> December 2015  
**Page:** 124 of 225

Type 5 #10 [Back to Summary]

Burst Segment	Number of Pulses	Chirp Width MHz	t1 usec	Pulse Width (t2) usec	t3 usec	t4 usec	t5 usec	Total Segment Length usec
1	3	17	134206	80	1244	1322	862988	1000000
2	2	11	33462	63	1610	0	964802	1000000
3	3	7	640394	83	1195	1796	356366	1000000
4	3	18	497409	95	1788	1699	498819	1000000
5	3	12	558260	92	1764	1917	437783	1000000
6	1	10	507758	100	0	0	492142	1000000
7	3	5	426387	78	1759	1746	569874	1000000
8	1	19	546091	52	0	0	453857	1000000
9	3	19	568927	64	1210	1387	428284	1000000
10	3	10	519707	55	1538	1164	477426	1000000
11	1	18	413992	55	0	0	585953	1000000
12	3	13	617114	68	1701	1352	379629	1000000

Type 5 #11 [Back to Summary]

Burst Segment	Number of Pulses	Chirp Width MHz	t1 usec	Pulse Width (t2) usec	t3 usec	t4 usec	t5 usec	Total Segment Length usec
1	2	14	26265	96	1149	0	678276	705882
2	3	16	107137	67	1773	1862	594909	705882
3	3	19	243628	80	1276	1377	459361	705882
4	3	15	159065	98	1788	1343	543392	705882
5	2	19	417039	97	1332	0	287317	705882
6	3	8	399668	75	1194	1146	303649	705882
7	2	17	520064	64	1421	0	184269	705882
8	1	18	276922	100	0	0	428860	705882
9	2	10	360994	51	1274	0	343512	705882
10	2	8	287210	100	1917	0	416555	705882
11	3	5	148639	96	1692	1240	554023	705882
12	1	16	650467	78	0	0	55337	705882
13	1	20	414560	82	0	0	291240	705882
14	1	20	422900	66	0	0	282916	705882
15	3	16	667586	52	1661	1969	34510	705882
16	2	14	577169	67	1610	0	126969	705882
17	1	9	218063	90	0	0	487729	705882

Type 5 #12 [Back to Summary]

Burst Segment	Number of Pulses	Chirp Width MHz	t1 usec	Pulse Width (t2) usec	t3 usec	t4 usec	t5 usec	Total Segment Length usec
---------------	------------------	-----------------	---------	-----------------------	---------	---------	---------	---------------------------

This test report may be reproduced in full only. The document may only be updated by MiCOM Labs personnel. All changes will be noted in the Document History section of the report.



**Title:** Radwin Ltd AP0158770 RF Wireless Module  
**To:** FCC 15.407 & Industry Canada RSS-247 Issue 1  
**Serial #:** RDWN39-U9c DFS Rev A  
**Issue Date:** 4<sup>th</sup> December 2015  
**Page:** 125 of 225

1	1	13	400454	82	0	0	266130	666666
2	2	14	163729	60	1640	0	501177	666666
3	3	5	161494	55	1075	1787	502145	666666
4	1	11	188115	79	0	0	478472	666666
5	3	9	82944	84	1953	1063	580454	666666
6	3	13	78469	83	1745	1716	584487	666666
7	3	7	512734	66	1404	1384	150946	666666
8	2	16	66238	53	1461	0	598861	666666
9	2	18	172874	53	1543	0	492143	666666
10	3	15	1177	68	1456	1408	662421	666666
11	2	19	328595	55	1694	0	336267	666666
12	2	13	595893	82	1042	0	69567	666666
13	2	6	600074	89	1697	0	64717	666666
14	2	11	221840	93	1193	0	443447	666666
15	2	14	585125	70	1889	0	79512	666666
16	1	15	581289	79	0	0	85298	666666
17	1	9	473573	55	0	0	193038	666666
18	3	5	184580	95	1524	1690	478587	666666

Type 5 #13 [Back to Summary]

Burst Segment	Number of Pulses	Chirp Width MHz	t1 usec	Pulse Width (t2) usec	t3 usec	t4 usec	t5 usec	Total Segment Length usec
1	2	11	557513	57	1204	0	72747	631578
2	1	18	225635	86	0	0	405857	631578
3	2	8	46944	75	1263	0	583221	631578
4	2	13	512283	51	1993	0	117200	631578
5	1	20	435386	95	0	0	196097	631578
6	3	9	508618	90	1067	1119	120504	631578
7	3	7	568546	93	1131	1286	60336	631578
8	2	10	369712	100	1003	0	260663	631578
9	2	9	421007	87	1478	0	208919	631578
10	3	15	318095	100	1560	1858	309765	631578
11	2	5	278534	94	1013	0	351843	631578
12	2	11	142305	78	1615	0	487502	631578
13	2	13	213592	51	1535	0	416349	631578
14	1	7	14103	99	0	0	617376	631578
15	1	20	143557	59	0	0	487962	631578
16	3	16	571364	58	1211	1198	57631	631578
17	1	13	600142	72	0	0	31364	631578
18	2	9	171700	66	1123	0	458623	631578
19	2	12	244814	98	1949	0	384619	631578

Type 5 #14 [Back to Summary]

This test report may be reproduced in full only. The document may only be updated by MiCOM Labs personnel. All changes will be noted in the Document History section of the report.



**Title:** Radwin Ltd AP0158770 RF Wireless Module  
**To:** FCC 15.407 & Industry Canada RSS-247 Issue 1  
**Serial #:** RDWN39-U9c DFS Rev A  
**Issue Date:** 4<sup>th</sup> December 2015  
**Page:** 126 of 225

Burst Segment	Number of Pulses	Chirp Width MHz	t1 usec	Pulse Width (t2) usec	t3 usec	t4 usec	t5 usec	Total Segment Length usec
1	3	17	781000	85	1943	1329	215473	1000000
2	1	13	819289	73	0	0	180638	1000000
3	1	15	237220	77	0	0	762703	1000000
4	3	9	340555	87	1352	1508	656324	1000000
5	3	6	46708	52	1169	1209	950758	1000000
6	3	16	234414	85	1074	1599	762658	1000000
7	2	19	920685	94	1460	0	77667	1000000
8	1	6	253128	94	0	0	746778	1000000
9	3	7	641230	51	1018	1783	355816	1000000
10	3	16	439853	71	1695	1087	557152	1000000
11	1	18	609972	78	0	0	389950	1000000
12	2	9	314495	87	1811	0	683520	1000000

Type 5 #15 [Back to Summary]

Burst Segment	Number of Pulses	Chirp Width MHz	t1 usec	Pulse Width (t2) usec	t3 usec	t4 usec	t5 usec	Total Segment Length usec
1	2	6	550621	61	1945	0	153194	705882
2	2	18	340208	70	1986	0	363548	705882
3	2	18	674203	54	1023	0	30548	705882
4	1	11	61013	71	0	0	644798	705882
5	1	11	360783	100	0	0	344999	705882
6	3	9	220371	78	1026	1851	482400	705882
7	2	10	147270	79	1938	0	556516	705882
8	2	19	605871	96	1838	0	97981	705882
9	2	19	425310	51	1710	0	278760	705882
10	1	16	583300	98	0	0	122484	705882
11	2	9	510089	73	1879	0	193768	705882
12	1	6	500759	89	0	0	205034	705882
13	1	12	235946	69	0	0	469867	705882
14	2	12	48928	75	1897	0	654907	705882
15	1	12	32711	81	0	0	673090	705882
16	1	13	396156	80	0	0	309646	705882
17	1	15	640263	54	0	0	65565	705882

Type 5 #16 [Back to Summary]

Burst Segment	Number of Pulses	Chirp Width MHz	t1 usec	Pulse Width (t2) usec	t3 usec	t4 usec	t5 usec	Total Segment Length usec
1	2	8	603089	78	1197	0	101440	705882
2	1	14	642799	86	0	0	62997	705882

This test report may be reproduced in full only. The document may only be updated by MiCOM Labs personnel. All changes will be noted in the Document History section of the report.



**Title:** Radwin Ltd AP0158770 RF Wireless Module  
**To:** FCC 15.407 & Industry Canada RSS-247 Issue 1  
**Serial #:** RDWN39-U9c DFS Rev A  
**Issue Date:** 4<sup>th</sup> December 2015  
**Page:** 127 of 225

3	2	8	314058	74	1637	0	390039	705882
4	2	12	182091	59	1394	0	522279	705882
5	3	17	426797	100	1121	1362	276302	705882
6	1	10	115342	86	0	0	590454	705882
7	3	11	560854	84	1803	1558	141415	705882
8	3	10	132613	56	1650	1223	570228	705882
9	2	7	595060	62	1991	0	108707	705882
10	2	7	555837	57	1370	0	148561	705882
11	3	8	308980	70	1747	1785	393160	705882
12	3	14	298911	80	1510	1372	403849	705882
13	1	5	281204	88	0	0	424590	705882
14	1	12	40126	83	0	0	665673	705882
15	1	5	366111	87	0	0	339684	705882
16	2	20	536355	79	1372	0	167997	705882
17	2	7	684305	79	1793	0	19626	705882

[Type 5 #17 \[Back to Summary\]](#)

Burst Segment	Number of Pulses	Chirp Width MHz	t1 usec	Pulse Width (t2) usec	t3 usec	t4 usec	t5 usec	Total Segment Length usec
1	1	17	8207	80	0	0	591713	600000
2	2	17	426696	65	1030	0	172144	600000
3	3	6	266700	52	1420	1930	329794	600000
4	2	16	394974	75	1313	0	203563	600000
5	3	15	297075	69	1239	1216	300263	600000
6	2	20	119914	92	1936	0	477966	600000
7	2	17	476511	59	1057	0	122314	600000
8	1	20	456625	82	0	0	143293	600000
9	2	10	270654	86	1702	0	327472	600000
10	2	12	88143	76	1314	0	510391	600000
11	1	12	187310	73	0	0	412617	600000
12	1	19	343040	81	0	0	256879	600000
13	3	18	463378	100	1930	1064	133328	600000
14	2	19	521931	71	1651	0	76276	600000
15	2	18	330427	62	1731	0	267718	600000
16	1	5	587222	62	0	0	12716	600000
17	3	20	489211	87	1024	1514	107990	600000
18	3	7	256686	87	1866	1729	339458	600000
19	3	18	263380	85	1993	1932	332440	600000
20	2	6	338814	77	1029	0	260003	600000

[Type 5 #18 \[Back to Summary\]](#)

Burst	Number of	Chirp Width	t1 usec	Pulse Width	t3 usec	t4 usec	t5 usec	Total
-------	-----------	-------------	---------	-------------	---------	---------	---------	-------

This test report may be reproduced in full only. The document may only be updated by MiCOM Labs personnel. All changes will be noted in the Document History section of the report.



**Title:** Radwin Ltd AP0158770 RF Wireless Module  
**To:** FCC 15.407 & Industry Canada RSS-247 Issue 1  
**Serial #:** RDWN39-U9c DFS Rev A  
**Issue Date:** 4<sup>th</sup> December 2015  
**Page:** 128 of 225

Segment	Pulses	MHz		(t2) usec				Segment Length usec
1	2	19	462842	83	1217	0	167353	631578
2	3	17	493019	51	1574	1943	134889	631578
3	1	17	262227	50	0	0	369301	631578
4	1	19	170623	96	0	0	460859	631578
5	1	12	490865	97	0	0	140616	631578
6	2	16	533156	51	1621	0	96699	631578
7	2	19	108223	75	1757	0	521448	631578
8	1	18	574489	73	0	0	57016	631578
9	2	8	581623	50	1842	0	48013	631578
10	3	19	79836	97	1777	1984	547690	631578
11	1	15	130089	70	0	0	501419	631578
12	3	20	230926	76	1127	1886	397411	631578
13	1	9	111916	100	0	0	519562	631578
14	1	5	17657	53	0	0	613868	631578
15	3	10	175524	96	1564	1335	452867	631578
16	3	8	531254	52	1999	1585	96584	631578
17	2	17	516349	62	1493	0	113612	631578
18	1	15	630218	94	0	0	1266	631578
19	2	10	341311	57	1966	0	288187	631578

Type 5 #19 [Back to Summary]

Burst Segment	Number of Pulses	Chirp Width MHz	t1 usec	Pulse Width (t2) usec	t3 usec	t4 usec	t5 usec	Total Segment Length usec
1	1	15	650931	96	0	0	272049	923076
2	3	19	715305	94	1889	1078	204522	923076
3	2	10	658881	53	1327	0	262762	923076
4	1	13	36475	98	0	0	886503	923076
5	3	8	32641	98	1814	1357	886970	923076
6	1	5	216239	68	0	0	706769	923076
7	3	14	803754	51	1794	1831	115544	923076
8	1	9	734850	77	0	0	188149	923076
9	3	10	328188	88	1676	1716	591232	923076
10	1	10	261299	77	0	0	661700	923076
11	2	17	742285	60	1926	0	178745	923076
12	2	6	617243	88	1306	0	304351	923076
13	2	18	301951	76	1654	0	619319	923076

This test report may be reproduced in full only. The document may only be updated by MiCOM Labs personnel. All changes will be noted in the Document History section of the report.





**Title:** Radwin Ltd AP0158770 RF Wireless Module  
**To:** FCC 15.407 & Industry Canada RSS-247 Issue 1  
**Serial #:** RDWN39-U9c DFS Rev A  
**Issue Date:** 4<sup>th</sup> December 2015  
**Page:** 129 of 225

Type 5 #20 [Back to Summary]

Burst Segment	Number of Pulses	Chirp Width MHz	t1 usec	Pulse Width (t2) usec	t3 usec	t4 usec	t5 usec	Total Segment Length usec
1	3	13	541306	63	1453	1590	161344	705882
2	2	6	409483	88	1988	0	294235	705882
3	2	5	461891	54	1921	0	241962	705882
4	1	19	385379	88	0	0	320415	705882
5	1	20	228848	84	0	0	476950	705882
6	1	8	440240	50	0	0	265592	705882
7	1	19	498387	72	0	0	207423	705882
8	2	12	10366	98	1841	0	693479	705882
9	3	14	598770	85	1548	1039	104270	705882
10	3	8	527037	97	1008	1306	176240	705882
11	3	6	364449	76	1762	1782	337661	705882
12	1	8	240166	64	0	0	465652	705882
13	2	5	440881	77	1551	0	263296	705882
14	1	8	97144	94	0	0	608644	705882
15	2	15	37838	54	1097	0	666839	705882
16	1	8	579520	100	0	0	126262	705882
17	1	19	7284	70	0	0	698528	705882

Type 5 #21 [Back to Summary]

Burst Segment	Number of Pulses	Chirp Width MHz	t1 usec	Pulse Width (t2) usec	t3 usec	t4 usec	t5 usec	Total Segment Length usec
1	3	19	337420	62	1790	1945	258659	600000
2	2	13	338755	65	1822	0	259293	600000
3	1	13	292933	51	0	0	307016	600000
4	1	5	584976	87	0	0	14937	600000
5	3	15	31167	90	1303	1415	565845	600000
6	2	10	70384	89	1370	0	528068	600000
7	3	13	179629	71	1606	1158	417394	600000
8	3	19	122843	65	1654	1697	473611	600000
9	2	13	170971	91	1932	0	426915	600000
10	2	14	210054	86	1443	0	388331	600000
11	3	7	310089	57	1204	1947	286589	600000
12	3	17	260275	75	1119	1932	336449	600000
13	1	13	257727	57	0	0	342216	600000
14	2	13	70360	59	1424	0	528098	600000
15	1	14	86327	58	0	0	513615	600000
16	2	6	180030	95	1153	0	418627	600000
17	2	15	286861	89	1442	0	311519	600000

This test report may be reproduced in full only. The document may only be updated by MiCOM Labs personnel. All changes will be noted in the Document History section of the report.



**Title:** Radwin Ltd AP0158770 RF Wireless Module  
**To:** FCC 15.407 & Industry Canada RSS-247 Issue 1  
**Serial #:** RDWN39-U9c DFS Rev A  
**Issue Date:** 4<sup>th</sup> December 2015  
**Page:** 130 of 225

18	2	20	102489	74	1354	0	496009	600000
19	2	18	164134	71	1578	0	434146	600000
20	1	11	222128	90	0	0	377782	600000

Type 5 #22 [Back to Summary]

Burst Segment	Number of Pulses	Chirp Width MHz	t1 usec	Pulse Width (t2) usec	t3 usec	t4 usec	t5 usec	Total Segment Length usec
1	1	5	12026	76	0	0	619476	631578
2	1	20	339895	81	0	0	291602	631578
3	1	15	389671	73	0	0	241834	631578
4	2	13	480067	74	1157	0	150206	631578
5	2	7	253310	83	1954	0	376148	631578
6	3	18	374735	68	1691	1451	253497	631578
7	1	16	314171	52	0	0	317355	631578
8	3	7	412001	65	1091	1714	216577	631578
9	1	12	591902	93	0	0	39583	631578
10	3	13	244624	95	1948	1075	383646	631578
11	1	10	128817	55	0	0	502706	631578
12	3	19	437982	61	1724	1689	190000	631578
13	1	7	232900	77	0	0	398601	631578
14	1	17	87037	50	0	0	544491	631578
15	3	9	66773	52	1415	1443	561791	631578
16	2	15	320899	91	1016	0	309481	631578
17	3	19	330175	92	1616	1061	298450	631578
18	1	12	489606	87	0	0	141885	631578
19	2	12	10272	70	1403	0	619763	631578

Type 5 #23 [Back to Summary]

Burst Segment	Number of Pulses	Chirp Width MHz	t1 usec	Pulse Width (t2) usec	t3 usec	t4 usec	t5 usec	Total Segment Length usec
1	2	6	758525	85	1717	0	96730	857142
2	1	6	18464	70	0	0	838608	857142
3	1	15	190080	83	0	0	666979	857142
4	3	13	637030	96	1886	1215	216723	857142
5	3	19	16567	62	1109	1844	837436	857142
6	1	10	297103	64	0	0	559975	857142
7	2	5	522064	93	1427	0	333465	857142
8	3	14	701284	56	1299	1622	152769	857142
9	2	14	743227	92	1980	0	111751	857142
10	2	15	832699	75	1860	0	22433	857142
11	2	15	212898	61	1146	0	642976	857142
12	3	8	717118	79	1698	1607	136482	857142

This test report may be reproduced in full only. The document may only be updated by MiCOM Labs personnel. All changes will be noted in the Document History section of the report.



**Title:** Radwin Ltd AP0158770 RF Wireless Module  
**To:** FCC 15.407 & Industry Canada RSS-247 Issue 1  
**Serial #:** RDWN39-U9c DFS Rev A  
**Issue Date:** 4<sup>th</sup> December 2015  
**Page:** 131 of 225

13	1	10	192513	87	0	0	664542	857142
14	2	14	682077	62	1114	0	173827	857142

Type 5 #24 [Back to Summary]

Burst Segment	Number of Pulses	Chirp Width MHz	t1 usec	Pulse Width (t2) usec	t3 usec	t4 usec	t5 usec	Total Segment Length usec
1	2	19	248807	80	1441	0	349592	600000
2	1	20	295603	56	0	0	304341	600000
3	3	13	371603	81	1373	1149	225632	600000
4	2	10	322883	64	1972	0	275017	600000
5	2	5	235386	80	1981	0	362473	600000
6	1	17	135564	61	0	0	464375	600000
7	1	13	37657	95	0	0	562248	600000
8	1	15	438848	97	0	0	161055	600000
9	3	11	122417	92	1449	1269	474589	600000
10	3	13	359789	61	1361	1214	237453	600000
11	1	9	85420	99	0	0	514481	600000
12	1	20	346353	80	0	0	253567	600000
13	3	10	447020	52	1100	1375	150349	600000
14	1	6	263991	95	0	0	335914	600000
15	2	20	343964	61	1625	0	254289	600000
16	2	6	237547	78	1083	0	361214	600000
17	1	18	441674	88	0	0	158238	600000
18	1	20	187836	57	0	0	412107	600000
19	2	17	561970	70	1428	0	36462	600000
20	1	15	308707	90	0	0	291203	600000

Type 5 #25 [Back to Summary]

Burst Segment	Number of Pulses	Chirp Width MHz	t1 usec	Pulse Width (t2) usec	t3 usec	t4 usec	t5 usec	Total Segment Length usec
1	1	20	947638	76	0	0	52286	1000000
2	1	5	987980	54	0	0	11966	1000000
3	2	11	578477	83	1722	0	419635	1000000
4	1	14	392500	76	0	0	607424	1000000
5	1	14	82203	59	0	0	917738	1000000
6	1	19	240245	91	0	0	759664	1000000
7	2	19	913754	82	1286	0	84796	1000000
8	3	5	561153	96	1254	1016	436289	1000000
9	2	14	722372	62	1768	0	275736	1000000
10	1	9	921487	77	0	0	78436	1000000
11	3	15	669985	92	1915	1351	326473	1000000
12	2	19	850578	74	1226	0	148048	1000000

This test report may be reproduced in full only. The document may only be updated by MiCOM Labs personnel. All changes will be noted in the Document History section of the report.



**Title:** Radwin Ltd AP0158770 RF Wireless Module  
**To:** FCC 15.407 & Industry Canada RSS-247 Issue 1  
**Serial #:** RDWN39-U9c DFS Rev A  
**Issue Date:** 4<sup>th</sup> December 2015  
**Page:** 132 of 225

Type 5 #26 [Back to Summary]

Burst Segment	Number of Pulses	Chirp Width MHz	t1 usec	Pulse Width (t2) usec	t3 usec	t4 usec	t5 usec	Total Segment Length usec
1	1	12	323667	86	0	0	382129	705882
2	1	16	582820	85	0	0	122977	705882
3	2	10	669515	86	1149	0	35046	705882
4	1	14	294925	57	0	0	410900	705882
5	3	16	224059	52	1534	1979	478154	705882
6	3	5	164985	100	1936	1242	537419	705882
7	2	5	599728	54	1165	0	104881	705882
8	1	6	218507	77	0	0	487298	705882
9	2	18	314266	66	1450	0	390034	705882
10	1	12	680796	75	0	0	25011	705882
11	1	5	38754	76	0	0	667052	705882
12	1	7	125443	58	0	0	580381	705882
13	1	15	327789	69	0	0	378024	705882
14	1	12	417037	89	0	0	288756	705882
15	1	9	694571	81	0	0	11230	705882
16	1	15	330934	94	0	0	374854	705882
17	1	16	613998	61	0	0	91823	705882

Type 5 #27 [Back to Summary]

Burst Segment	Number of Pulses	Chirp Width MHz	t1 usec	Pulse Width (t2) usec	t3 usec	t4 usec	t5 usec	Total Segment Length usec
1	2	10	55450	55	1503	0	1276270	1333333
2	3	8	1135712	87	1388	1007	194965	1333333
3	1	8	188365	84	0	0	1144884	1333333
4	2	13	476641	93	1562	0	854944	1333333
5	3	14	1151409	71	1204	1507	179000	1333333
6	1	13	1262107	95	0	0	71131	1333333
7	3	9	376298	72	1094	1581	954144	1333333
8	1	5	1332805	99	0	0	429	1333333
9	3	15	1301207	69	1619	1444	28856	1333333

Type 5 #28 [Back to Summary]

Burst Segment	Number of Pulses	Chirp Width MHz	t1 usec	Pulse Width (t2) usec	t3 usec	t4 usec	t5 usec	Total Segment Length usec
1	3	5	148805	74	1263	1679	771107	923076
2	2	6	118118	61	1518	0	803318	923076
3	3	12	406270	58	1835	1661	513136	923076

This test report may be reproduced in full only. The document may only be updated by MiCOM Labs personnel. All changes will be noted in the Document History section of the report.



**Title:** Radwin Ltd AP0158770 RF Wireless Module  
**To:** FCC 15.407 & Industry Canada RSS-247 Issue 1  
**Serial #:** RDWN39-U9c DFS Rev A  
**Issue Date:** 4<sup>th</sup> December 2015  
**Page:** 133 of 225

4	1	16	534662	70	0	0	388344	923076
5	2	7	463609	93	1884	0	457397	923076
6	2	12	892253	81	1771	0	28890	923076
7	3	12	493815	76	1629	1407	425997	923076
8	3	9	425669	58	1778	1870	493585	923076
9	3	20	831426	60	1868	1532	88070	923076
10	3	12	779211	60	1041	1262	141382	923076
11	1	19	349841	81	0	0	573154	923076
12	1	19	685119	80	0	0	237877	923076
13	2	10	678568	78	1468	0	242884	923076

Type 5 #29 [Back to Summary]

Burst Segment	Number of Pulses	Chirp Width MHz	t1 usec	Pulse Width (t2) usec	t3 usec	t4 usec	t5 usec	Total Segment Length usec
1	2	17	76566	56	1991	0	587997	666666
2	3	7	609960	86	1093	1929	53426	666666
3	2	16	378550	51	1766	0	286248	666666
4	2	9	383886	86	1593	0	281015	666666
5	3	9	586202	83	1994	1689	76532	666666
6	1	8	553003	55	0	0	113608	666666
7	2	16	393553	56	1476	0	271525	666666
8	2	19	91161	73	1323	0	574036	666666
9	3	20	377339	77	1460	1540	286096	666666
10	1	17	26731	99	0	0	639836	666666
11	2	7	430720	60	1261	0	234565	666666
12	2	20	36272	73	1426	0	628822	666666
13	2	19	281429	52	1099	0	384034	666666
14	2	8	83999	67	1174	0	581359	666666
15	1	20	304163	90	0	0	362413	666666
16	3	16	79812	62	1845	1453	583370	666666
17	3	10	196013	57	1175	1179	468128	666666
18	3	18	312287	72	1115	1990	351058	666666

Type 5 #30 [Back to Summary]

Burst Segment	Number of Pulses	Chirp Width MHz	t1 usec	Pulse Width (t2) usec	t3 usec	t4 usec	t5 usec	Total Segment Length usec
1	1	18	560244	78	0	0	296820	857142
2	3	5	684896	51	1232	1940	168921	857142
3	2	18	587648	100	1257	0	268037	857142
4	2	17	465771	70	1609	0	389622	857142
5	1	11	600994	67	0	0	256081	857142
6	3	7	349786	96	1517	1905	503646	857142

This test report may be reproduced in full only. The document may only be updated by MiCOM Labs personnel. All changes will be noted in the Document History section of the report.



**Title:** Radwin Ltd AP0158770 RF Wireless Module  
**To:** FCC 15.407 & Industry Canada RSS-247 Issue 1  
**Serial #:** RDWN39-U9c DFS Rev A  
**Issue Date:** 4<sup>th</sup> December 2015  
**Page:** 134 of 225

---

7	1	14	251178	56	0	0	605908	857142
8	3	18	689842	95	1595	1828	163592	857142
9	2	17	587737	95	1349	0	267866	857142
10	1	5	258166	66	0	0	598910	857142
11	3	10	165533	71	1380	1927	688089	857142
12	3	7	775356	56	1951	1942	77725	857142
13	2	13	440076	66	1744	0	415190	857142
14	2	14	645607	78	1786	0	209593	857142

---

This test report may be reproduced in full only. The document may only be updated by MiCOM Labs personnel. All changes will be noted in the Document History section of the report.



**Title:** Radwin Ltd AP0158770 RF Wireless Module  
**To:** FCC 15.407 & Industry Canada RSS-247 Issue 1  
**Serial #:** RDWN39-U9c DFS Rev A  
**Issue Date:** 4<sup>th</sup> December 2015  
**Page:** 135 of 225

Type 5 #1 [Back to Summary]

Burst Segment	Number of Pulses	Chirp Width MHz	t1 usec	Pulse Width (t2) usec	t3 usec	t4 usec	t5 usec	Total Segment Length usec
1	1	15	687560	77	0	0	62363	750000
2	3	12	396475	89	1616	1876	349766	750000
3	2	10	221272	67	1455	0	527139	750000
4	3	17	134197	51	1931	1390	612329	750000
5	2	12	156369	84	1854	0	591609	750000
6	3	7	46483	85	1603	1392	700267	750000
7	2	7	130433	60	1583	0	617864	750000
8	2	7	385559	52	1280	0	363057	750000
9	1	18	20909	56	0	0	729035	750000
10	2	8	566775	57	1866	0	181245	750000
11	2	17	489473	73	1496	0	258885	750000
12	3	6	590944	58	1690	1025	156167	750000
13	2	7	567012	63	1391	0	181471	750000
14	1	16	486902	64	0	0	263034	750000
15	2	17	497695	88	1110	0	251019	750000
16	1	14	619528	77	0	0	130395	750000

Type 5 #2 [Back to Summary]

Burst Segment	Number of Pulses	Chirp Width MHz	t1 usec	Pulse Width (t2) usec	t3 usec	t4 usec	t5 usec	Total Segment Length usec
1	2	9	658537	73	1845	0	6138	666666
2	2	16	472549	89	1516	0	192423	666666
3	1	10	85438	74	0	0	581154	666666
4	2	17	317887	52	1988	0	346687	666666
5	1	18	348702	65	0	0	317899	666666
6	1	15	458978	63	0	0	207625	666666
7	3	10	157064	92	1330	1551	506445	666666
8	3	10	98660	71	1193	1428	565172	666666
9	3	11	422966	99	1769	1002	240632	666666
10	1	15	414547	70	0	0	252049	666666
11	2	13	369814	75	1132	0	295570	666666
12	2	20	389880	87	1062	0	275550	666666
13	2	6	117809	96	1872	0	546793	666666
14	2	8	469297	73	1447	0	195776	666666
15	1	11	559349	93	0	0	107224	666666
16	3	19	384220	65	1100	1521	279630	666666
17	1	5	46837	61	0	0	619768	666666
18	1	17	279056	92	0	0	387518	666666

This test report may be reproduced in full only. The document may only be updated by MiCOM Labs personnel. All changes will be noted in the Document History section of the report.



**Title:** Radwin Ltd AP0158770 RF Wireless Module  
**To:** FCC 15.407 & Industry Canada RSS-247 Issue 1  
**Serial #:** RDWN39-U9c DFS Rev A  
**Issue Date:** 4<sup>th</sup> December 2015  
**Page:** 136 of 225

Type 5 #3 [Back to Summary]

Burst Segment	Number of Pulses	Chirp Width MHz	t1 usec	Pulse Width (t2) usec	t3 usec	t4 usec	t5 usec	Total Segment Length usec
1	2	11	630495	85	1131	0	118204	750000
2	3	19	464539	95	1547	1591	282038	750000
3	1	20	707486	89	0	0	42425	750000
4	2	7	336130	89	1715	0	411977	750000
5	1	15	315502	79	0	0	434419	750000
6	2	6	15836	67	1869	0	732161	750000
7	2	14	419282	67	1041	0	329543	750000
8	1	17	538616	50	0	0	211334	750000
9	2	17	255632	52	1414	0	492850	750000
10	2	11	204255	95	1458	0	544097	750000
11	1	11	530154	81	0	0	219765	750000
12	1	11	641611	99	0	0	108290	750000
13	1	15	370534	99	0	0	379367	750000
14	3	18	14022	50	1886	1246	732696	750000
15	1	20	695105	61	0	0	54834	750000
16	3	14	631253	52	1671	1653	115267	750000

Type 5 #4 [Back to Summary]

Burst Segment	Number of Pulses	Chirp Width MHz	t1 usec	Pulse Width (t2) usec	t3 usec	t4 usec	t5 usec	Total Segment Length usec
1	1	6	971265	76	0	0	119568	1090909
2	3	11	588912	89	1225	1638	498867	1090909
3	1	7	1047526	57	0	0	43326	1090909
4	3	5	600865	53	1369	1778	486738	1090909
5	2	19	258510	63	1267	0	831006	1090909
6	1	19	417912	58	0	0	672939	1090909
7	1	10	628226	69	0	0	462614	1090909
8	2	12	657543	97	1566	0	431606	1090909
9	3	12	519139	62	1661	1609	568314	1090909
10	1	17	1054420	54	0	0	36435	1090909
11	3	13	318756	100	1301	1875	768677	1090909

Type 5 #5 [Back to Summary]

Burst Segment	Number of Pulses	Chirp Width MHz	t1 usec	Pulse Width (t2) usec	t3 usec	t4 usec	t5 usec	Total Segment Length usec
1	3	18	400108	82	1653	1526	263133	666666
2	2	13	503015	92	1150	0	162317	666666

This test report may be reproduced in full only. The document may only be updated by MiCOM Labs personnel. All changes will be noted in the Document History section of the report.





**Title:** Radwin Ltd AP0158770 RF Wireless Module  
**To:** FCC 15.407 & Industry Canada RSS-247 Issue 1  
**Serial #:** RDWN39-U9c DFS Rev A  
**Issue Date:** 4<sup>th</sup> December 2015  
**Page:** 137 of 225

3	2	5	335565	77	1371	0	329576	666666
4	2	13	529618	77	1101	0	135793	666666
5	2	8	348932	70	1155	0	316439	666666
6	1	11	384882	53	0	0	281731	666666
7	1	9	552420	72	0	0	114174	666666
8	1	17	633650	90	0	0	32926	666666
9	1	20	545697	82	0	0	120887	666666
10	1	9	346253	66	0	0	320347	666666
11	1	12	319344	97	0	0	347225	666666
12	1	10	127712	88	0	0	538866	666666
13	3	8	1072	60	1610	1498	662306	666666
14	2	12	40447	71	1941	0	624136	666666
15	1	16	636378	64	0	0	30224	666666
16	2	12	591517	88	1244	0	73729	666666
17	1	14	50185	99	0	0	616382	666666
18	3	9	610796	82	1263	1562	52799	666666

Type 5 #6 [Back to Summary]

Burst Segment	Number of Pulses	Chirp Width MHz	t1 usec	Pulse Width (t2) usec	t3 usec	t4 usec	t5 usec	Total Segment Length usec
1	1	6	719407	55	0	0	137680	857142
2	3	7	206784	78	1453	1298	647373	857142
3	2	7	848944	69	1266	0	6794	857142
4	1	20	794051	78	0	0	63013	857142
5	3	13	10319	81	1454	1059	844067	857142
6	2	16	629787	58	1862	0	225377	857142
7	1	13	398397	93	0	0	458652	857142
8	3	8	10280	60	1871	1087	843724	857142
9	2	20	500888	51	1647	0	354505	857142
10	2	17	338785	71	1906	0	516309	857142
11	3	15	697951	64	1194	1864	155941	857142
12	2	18	337700	51	1224	0	518116	857142
13	2	13	587350	80	1104	0	268528	857142
14	3	13	579663	84	1777	1051	274399	857142

Type 5 #7 [Back to Summary]

Burst Segment	Number of Pulses	Chirp Width MHz	t1 usec	Pulse Width (t2) usec	t3 usec	t4 usec	t5 usec	Total Segment Length usec
1	3	14	297439	55	1569	1807	330598	631578
2	2	10	293219	61	1807	0	336430	631578
3	1	8	206613	93	0	0	424872	631578
4	2	14	27293	96	1156	0	602937	631578

This test report may be reproduced in full only. The document may only be updated by MiCOM Labs personnel. All changes will be noted in the Document History section of the report.



**Title:** Radwin Ltd AP0158770 RF Wireless Module  
**To:** FCC 15.407 & Industry Canada RSS-247 Issue 1  
**Serial #:** RDWN39-U9c DFS Rev A  
**Issue Date:** 4<sup>th</sup> December 2015  
**Page:** 138 of 225

5	3	7	340881	81	1446	1384	287624	631578
6	3	16	216988	88	1272	1129	411925	631578
7	1	16	51235	69	0	0	580274	631578
8	1	18	352656	62	0	0	278860	631578
9	2	5	78879	100	1622	0	550877	631578
10	2	12	53394	62	1527	0	576533	631578
11	2	19	20826	60	1636	0	608996	631578
12	1	7	116562	97	0	0	514919	631578
13	1	15	317105	79	0	0	314394	631578
14	1	6	621037	84	0	0	10457	631578
15	2	8	417825	75	1311	0	212292	631578
16	3	15	352861	80	1869	1579	275029	631578
17	1	9	276917	92	0	0	354569	631578
18	1	15	583278	82	0	0	48218	631578
19	2	10	95492	70	1424	0	534522	631578

Type 5 #8 [Back to Summary]

Burst Segment	Number of Pulses	Chirp Width MHz	t1 usec	Pulse Width (t2) usec	t3 usec	t4 usec	t5 usec	Total Segment Length usec
1	1	20	901180	79	0	0	298741	1200000
2	2	20	668567	98	1004	0	530233	1200000
3	3	9	566404	98	1774	1962	629566	1200000
4	1	7	862040	50	0	0	337910	1200000
5	2	10	162637	91	1968	0	1035213	1200000
6	2	11	803082	93	1754	0	394978	1200000
7	2	6	178861	56	1094	0	1019933	1200000
8	2	14	450770	58	1877	0	747237	1200000
9	2	10	631564	81	1285	0	566989	1200000
10	2	18	539215	97	1686	0	658905	1200000

Type 5 #9 [Back to Summary]

Burst Segment	Number of Pulses	Chirp Width MHz	t1 usec	Pulse Width (t2) usec	t3 usec	t4 usec	t5 usec	Total Segment Length usec
1	2	16	472953	59	1784	0	858478	1333333
2	3	18	690611	80	1305	1633	639544	1333333
3	1	20	855527	67	0	0	477739	1333333
4	3	14	908256	59	1363	1315	422222	1333333
5	1	6	1000560	90	0	0	332683	1333333
6	2	12	677698	52	1653	0	653878	1333333
7	3	9	1254470	88	1517	1188	75894	1333333
8	2	17	734866	65	1877	0	596460	1333333
9	3	16	1307020	79	1104	1426	23546	1333333

This test report may be reproduced in full only. The document may only be updated by MiCOM Labs personnel. All changes will be noted in the Document History section of the report.



**Title:** Radwin Ltd AP0158770 RF Wireless Module  
**To:** FCC 15.407 & Industry Canada RSS-247 Issue 1  
**Serial #:** RDWN39-U9c DFS Rev A  
**Issue Date:** 4<sup>th</sup> December 2015  
**Page:** 139 of 225

Type 5 #10 [Back to Summary]

Burst Segment	Number of Pulses	Chirp Width MHz	t1 usec	Pulse Width (t2) usec	t3 usec	t4 usec	t5 usec	Total Segment Length usec
1	3	17	134206	80	1244	1322	862988	1000000
2	2	11	33462	63	1610	0	964802	1000000
3	3	7	640394	83	1195	1796	356366	1000000
4	3	18	497409	95	1788	1699	498819	1000000
5	3	12	558260	92	1764	1917	437783	1000000
6	1	10	507758	100	0	0	492142	1000000
7	3	5	426387	78	1759	1746	569874	1000000
8	1	19	546091	52	0	0	453857	1000000
9	3	19	568927	64	1210	1387	428284	1000000
10	3	10	519707	55	1538	1164	477426	1000000
11	1	18	413992	55	0	0	585953	1000000
12	3	13	617114	68	1701	1352	379629	1000000

Type 5 #11 [Back to Summary]

Burst Segment	Number of Pulses	Chirp Width MHz	t1 usec	Pulse Width (t2) usec	t3 usec	t4 usec	t5 usec	Total Segment Length usec
1	2	14	26265	96	1149	0	678276	705882
2	3	16	107137	67	1773	1862	594909	705882
3	3	19	243628	80	1276	1377	459361	705882
4	3	15	159065	98	1788	1343	543392	705882
5	2	19	417039	97	1332	0	287317	705882
6	3	8	399668	75	1194	1146	303649	705882
7	2	17	520064	64	1421	0	184269	705882
8	1	18	276922	100	0	0	428860	705882
9	2	10	360994	51	1274	0	343512	705882
10	2	8	287210	100	1917	0	416555	705882
11	3	5	148639	96	1692	1240	554023	705882
12	1	16	650467	78	0	0	55337	705882
13	1	20	414560	82	0	0	291240	705882
14	1	20	422900	66	0	0	282916	705882
15	3	16	667586	52	1661	1969	34510	705882
16	2	14	577169	67	1610	0	126969	705882
17	1	9	218063	90	0	0	487729	705882

This test report may be reproduced in full only. The document may only be updated by MiCOM Labs personnel. All changes will be noted in the Document History section of the report.



**Title:** Radwin Ltd AP0158770 RF Wireless Module  
**To:** FCC 15.407 & Industry Canada RSS-247 Issue 1  
**Serial #:** RDWN39-U9c DFS Rev A  
**Issue Date:** 4<sup>th</sup> December 2015  
**Page:** 140 of 225

Type 5 #12 [Back to Summary]

Burst Segment	Number of Pulses	Chirp Width MHz	t1 usec	Pulse Width (t2) usec	t3 usec	t4 usec	t5 usec	Total Segment Length usec
1	1	13	400454	82	0	0	266130	666666
2	2	14	163729	60	1640	0	501177	666666
3	3	5	161494	55	1075	1787	502145	666666
4	1	11	188115	79	0	0	478472	666666
5	3	9	82944	84	1953	1063	580454	666666
6	3	13	78469	83	1745	1716	584487	666666
7	3	7	512734	66	1404	1384	150946	666666
8	2	16	66238	53	1461	0	598861	666666
9	2	18	172874	53	1543	0	492143	666666
10	3	15	1177	68	1456	1408	662421	666666
11	2	19	328595	55	1694	0	336267	666666
12	2	13	595893	82	1042	0	69567	666666
13	2	6	600074	89	1697	0	64717	666666
14	2	11	221840	93	1193	0	443447	666666
15	2	14	585125	70	1889	0	79512	666666
16	1	15	581289	79	0	0	85298	666666
17	1	9	473573	55	0	0	193038	666666
18	3	5	184580	95	1524	1690	478587	666666

Type 5 #13 [Back to Summary]

Burst Segment	Number of Pulses	Chirp Width MHz	t1 usec	Pulse Width (t2) usec	t3 usec	t4 usec	t5 usec	Total Segment Length usec
1	2	11	557513	57	1204	0	72747	631578
2	1	18	225635	86	0	0	405857	631578
3	2	8	46944	75	1263	0	583221	631578
4	2	13	512283	51	1993	0	117200	631578
5	1	20	435386	95	0	0	196097	631578
6	3	9	508618	90	1067	1119	120504	631578
7	3	7	568546	93	1131	1286	60336	631578
8	2	10	369712	100	1003	0	260663	631578
9	2	9	421007	87	1478	0	208919	631578
10	3	15	318095	100	1560	1858	309765	631578
11	2	5	278534	94	1013	0	351843	631578
12	2	11	142305	78	1615	0	487502	631578
13	2	13	213592	51	1535	0	416349	631578
14	1	7	14103	99	0	0	617376	631578
15	1	20	143557	59	0	0	487962	631578
16	3	16	571364	58	1211	1198	57631	631578

This test report may be reproduced in full only. The document may only be updated by MiCOM Labs personnel. All changes will be noted in the Document History section of the report.



**Title:** Radwin Ltd AP0158770 RF Wireless Module  
**To:** FCC 15.407 & Industry Canada RSS-247 Issue 1  
**Serial #:** RDWN39-U9c DFS Rev A  
**Issue Date:** 4<sup>th</sup> December 2015  
**Page:** 141 of 225

17	1	13	600142	72	0	0	31364	631578
18	2	9	171700	66	1123	0	458623	631578
19	2	12	244814	98	1949	0	384619	631578

Type 5 #14 [Back to Summary]

Burst Segment	Number of Pulses	Chirp Width MHz	t1 usec	Pulse Width (t2) usec	t3 usec	t4 usec	t5 usec	Total Segment Length usec
1	3	17	781000	85	1943	1329	215473	1000000
2	1	13	819289	73	0	0	180638	1000000
3	1	15	237220	77	0	0	762703	1000000
4	3	9	340555	87	1352	1508	656324	1000000
5	3	6	46708	52	1169	1209	950758	1000000
6	3	16	234414	85	1074	1599	762658	1000000
7	2	19	920685	94	1460	0	77667	1000000
8	1	6	253128	94	0	0	746778	1000000
9	3	7	641230	51	1018	1783	355816	1000000
10	3	16	439853	71	1695	1087	557152	1000000
11	1	18	609972	78	0	0	389950	1000000
12	2	9	314495	87	1811	0	683520	1000000

Type 5 #15 [Back to Summary]

Burst Segment	Number of Pulses	Chirp Width MHz	t1 usec	Pulse Width (t2) usec	t3 usec	t4 usec	t5 usec	Total Segment Length usec
1	2	6	550621	61	1945	0	153194	705882
2	2	18	340208	70	1986	0	363548	705882
3	2	18	674203	54	1023	0	30548	705882
4	1	11	61013	71	0	0	644798	705882
5	1	11	360783	100	0	0	344999	705882
6	3	9	220371	78	1026	1851	482400	705882
7	2	10	147270	79	1938	0	556516	705882
8	2	19	605871	96	1838	0	97981	705882
9	2	19	425310	51	1710	0	278760	705882
10	1	16	583300	98	0	0	122484	705882
11	2	9	510089	73	1879	0	193768	705882
12	1	6	500759	89	0	0	205034	705882
13	1	12	235946	69	0	0	469867	705882
14	2	12	48928	75	1897	0	654907	705882
15	1	12	32711	81	0	0	673090	705882
16	1	13	396156	80	0	0	309646	705882
17	1	15	640263	54	0	0	65565	705882

This test report may be reproduced in full only. The document may only be updated by MiCOM Labs personnel. All changes will be noted in the Document History section of the report.



**Title:** Radwin Ltd AP0158770 RF Wireless Module  
**To:** FCC 15.407 & Industry Canada RSS-247 Issue 1  
**Serial #:** RDWN39-U9c DFS Rev A  
**Issue Date:** 4<sup>th</sup> December 2015  
**Page:** 142 of 225

Type 5 #16 [Back to Summary]

Burst Segment	Number of Pulses	Chirp Width MHz	t1 usec	Pulse Width (t2) usec	t3 usec	t4 usec	t5 usec	Total Segment Length usec
1	2	8	603089	78	1197	0	101440	705882
2	1	14	642799	86	0	0	62997	705882
3	2	8	314058	74	1637	0	390039	705882
4	2	12	182091	59	1394	0	522279	705882
5	3	17	426797	100	1121	1362	276302	705882
6	1	10	115342	86	0	0	590454	705882
7	3	11	560854	84	1803	1558	141415	705882
8	3	10	132613	56	1650	1223	570228	705882
9	2	7	595060	62	1991	0	108707	705882
10	2	7	555837	57	1370	0	148561	705882
11	3	8	308980	70	1747	1785	393160	705882
12	3	14	298911	80	1510	1372	403849	705882
13	1	5	281204	88	0	0	424590	705882
14	1	12	40126	83	0	0	665673	705882
15	1	5	366111	87	0	0	339684	705882
16	2	20	536355	79	1372	0	167997	705882
17	2	7	684305	79	1793	0	19626	705882

Type 5 #17 [Back to Summary]

Burst Segment	Number of Pulses	Chirp Width MHz	t1 usec	Pulse Width (t2) usec	t3 usec	t4 usec	t5 usec	Total Segment Length usec
1	1	17	8207	80	0	0	591713	600000
2	2	17	426696	65	1030	0	172144	600000
3	3	6	266700	52	1420	1930	329794	600000
4	2	16	394974	75	1313	0	203563	600000
5	3	15	297075	69	1239	1216	300263	600000
6	2	20	119914	92	1936	0	477966	600000
7	2	17	476511	59	1057	0	122314	600000
8	1	20	456625	82	0	0	143293	600000
9	2	10	270654	86	1702	0	327472	600000
10	2	12	88143	76	1314	0	510391	600000
11	1	12	187310	73	0	0	412617	600000
12	1	19	343040	81	0	0	256879	600000
13	3	18	463378	100	1930	1064	133328	600000
14	2	19	521931	71	1651	0	76276	600000
15	2	18	330427	62	1731	0	267718	600000
16	1	5	587222	62	0	0	12716	600000
17	3	20	489211	87	1024	1514	107990	600000

This test report may be reproduced in full only. The document may only be updated by MiCOM Labs personnel. All changes will be noted in the Document History section of the report.



**Title:** Radwin Ltd AP0158770 RF Wireless Module  
**To:** FCC 15.407 & Industry Canada RSS-247 Issue 1  
**Serial #:** RDWN39-U9c DFS Rev A  
**Issue Date:** 4<sup>th</sup> December 2015  
**Page:** 143 of 225

18	3	7	256686	87	1866	1729	339458	600000
19	3	18	263380	85	1993	1932	332440	600000
20	2	6	338814	77	1029	0	260003	600000

Type 5 #18 [Back to Summary]

Burst Segment	Number of Pulses	Chirp Width MHz	t1 usec	Pulse Width (t2) usec	t3 usec	t4 usec	t5 usec	Total Segment Length usec
1	2	19	462842	83	1217	0	167353	631578
2	3	17	493019	51	1574	1943	134889	631578
3	1	17	262227	50	0	0	369301	631578
4	1	19	170623	96	0	0	460859	631578
5	1	12	490865	97	0	0	140616	631578
6	2	16	533156	51	1621	0	96699	631578
7	2	19	108223	75	1757	0	521448	631578
8	1	18	574489	73	0	0	57016	631578
9	2	8	581623	50	1842	0	48013	631578
10	3	19	79836	97	1777	1984	547690	631578
11	1	15	130089	70	0	0	501419	631578
12	3	20	230926	76	1127	1886	397411	631578
13	1	9	111916	100	0	0	519562	631578
14	1	5	17657	53	0	0	613868	631578
15	3	10	175524	96	1564	1335	452867	631578
16	3	8	531254	52	1999	1585	96584	631578
17	2	17	516349	62	1493	0	113612	631578
18	1	15	630218	94	0	0	1266	631578
19	2	10	341311	57	1966	0	288187	631578

Type 5 #19 [Back to Summary]

Burst Segment	Number of Pulses	Chirp Width MHz	t1 usec	Pulse Width (t2) usec	t3 usec	t4 usec	t5 usec	Total Segment Length usec
1	1	15	650931	96	0	0	272049	923076
2	3	19	715305	94	1889	1078	204522	923076
3	2	10	658881	53	1327	0	262762	923076
4	1	13	36475	98	0	0	886503	923076
5	3	8	32641	98	1814	1357	886970	923076
6	1	5	216239	68	0	0	706769	923076
7	3	14	803754	51	1794	1831	115544	923076
8	1	9	734850	77	0	0	188149	923076
9	3	10	328188	88	1676	1716	591232	923076
10	1	10	261299	77	0	0	661700	923076
11	2	17	742285	60	1926	0	178745	923076
12	2	6	617243	88	1306	0	304351	923076

This test report may be reproduced in full only. The document may only be updated by MiCOM Labs personnel. All changes will be noted in the Document History section of the report.



**Title:** Radwin Ltd AP0158770 RF Wireless Module  
**To:** FCC 15.407 & Industry Canada RSS-247 Issue 1  
**Serial #:** RDWN39-U9c DFS Rev A  
**Issue Date:** 4<sup>th</sup> December 2015  
**Page:** 144 of 225

13	2	18	301951	76	1654	0	619319	923076
----	---	----	--------	----	------	---	--------	--------

Type 5 #20 [Back to Summary]

Burst Segment	Number of Pulses	Chirp Width MHz	t1 usec	Pulse Width (t2) usec	t3 usec	t4 usec	t5 usec	Total Segment Length usec
1	3	13	541306	63	1453	1590	161344	705882
2	2	6	409483	88	1988	0	294235	705882
3	2	5	461891	54	1921	0	241962	705882
4	1	19	385379	88	0	0	320415	705882
5	1	20	228848	84	0	0	476950	705882
6	1	8	440240	50	0	0	265592	705882
7	1	19	498387	72	0	0	207423	705882
8	2	12	10366	98	1841	0	693479	705882
9	3	14	598770	85	1548	1039	104270	705882
10	3	8	527037	97	1008	1306	176240	705882
11	3	6	364449	76	1762	1782	337661	705882
12	1	8	240166	64	0	0	465652	705882
13	2	5	440881	77	1551	0	263296	705882
14	1	8	97144	94	0	0	608644	705882
15	2	15	37838	54	1097	0	666839	705882
16	1	8	579520	100	0	0	126262	705882
17	1	19	7284	70	0	0	698528	705882

Type 5 #21 [Back to Summary]

Burst Segment	Number of Pulses	Chirp Width MHz	t1 usec	Pulse Width (t2) usec	t3 usec	t4 usec	t5 usec	Total Segment Length usec
1	3	19	337420	62	1790	1945	258659	600000
2	2	13	338755	65	1822	0	259293	600000
3	1	13	292933	51	0	0	307016	600000
4	1	5	584976	87	0	0	14937	600000
5	3	15	31167	90	1303	1415	565845	600000
6	2	10	70384	89	1370	0	528068	600000
7	3	13	179629	71	1606	1158	417394	600000
8	3	19	122843	65	1654	1697	473611	600000
9	2	13	170971	91	1932	0	426915	600000
10	2	14	210054	86	1443	0	388331	600000
11	3	7	310089	57	1204	1947	286589	600000
12	3	17	260275	75	1119	1932	336449	600000
13	1	13	257727	57	0	0	342216	600000
14	2	13	70360	59	1424	0	528098	600000
15	1	14	86327	58	0	0	513615	600000
16	2	6	180030	95	1153	0	418627	600000

This test report may be reproduced in full only. The document may only be updated by MiCOM Labs personnel. All changes will be noted in the Document History section of the report.





**Title:** Radwin Ltd AP0158770 RF Wireless Module  
**To:** FCC 15.407 & Industry Canada RSS-247 Issue 1  
**Serial #:** RDWN39-U9c DFS Rev A  
**Issue Date:** 4<sup>th</sup> December 2015  
**Page:** 145 of 225

17	2	15	286861	89	1442	0	311519	600000
18	2	20	102489	74	1354	0	496009	600000
19	2	18	164134	71	1578	0	434146	600000
20	1	11	222128	90	0	0	377782	600000

Type 5 #22 [Back to Summary]

Burst Segment	Number of Pulses	Chirp Width MHz	t1 usec	Pulse Width (t2) usec	t3 usec	t4 usec	t5 usec	Total Segment Length usec
1	1	5	12026	76	0	0	619476	631578
2	1	20	339895	81	0	0	291602	631578
3	1	15	389671	73	0	0	241834	631578
4	2	13	480067	74	1157	0	150206	631578
5	2	7	253310	83	1954	0	376148	631578
6	3	18	374735	68	1691	1451	253497	631578
7	1	16	314171	52	0	0	317355	631578
8	3	7	412001	65	1091	1714	216577	631578
9	1	12	591902	93	0	0	39583	631578
10	3	13	244624	95	1948	1075	383646	631578
11	1	10	128817	55	0	0	502706	631578
12	3	19	437982	61	1724	1689	190000	631578
13	1	7	232900	77	0	0	398601	631578
14	1	17	87037	50	0	0	544491	631578
15	3	9	66773	52	1415	1443	561791	631578
16	2	15	320899	91	1016	0	309481	631578
17	3	19	330175	92	1616	1061	298450	631578
18	1	12	489606	87	0	0	141885	631578
19	2	12	10272	70	1403	0	619763	631578

Type 5 #23 [Back to Summary]

Burst Segment	Number of Pulses	Chirp Width MHz	t1 usec	Pulse Width (t2) usec	t3 usec	t4 usec	t5 usec	Total Segment Length usec
1	2	6	758525	85	1717	0	96730	857142
2	1	6	18464	70	0	0	838608	857142
3	1	15	190080	83	0	0	666979	857142
4	3	13	637030	96	1886	1215	216723	857142
5	3	19	16567	62	1109	1844	837436	857142
6	1	10	297103	64	0	0	559975	857142
7	2	5	522064	93	1427	0	333465	857142
8	3	14	701284	56	1299	1622	152769	857142
9	2	14	743227	92	1980	0	111751	857142
10	2	15	832699	75	1860	0	22433	857142
11	2	15	212898	61	1146	0	642976	857142

This test report may be reproduced in full only. The document may only be updated by MiCOM Labs personnel. All changes will be noted in the Document History section of the report.



**Title:** Radwin Ltd AP0158770 RF Wireless Module  
**To:** FCC 15.407 & Industry Canada RSS-247 Issue 1  
**Serial #:** RDWN39-U9c DFS Rev A  
**Issue Date:** 4<sup>th</sup> December 2015  
**Page:** 146 of 225

12	3	8	717118	79	1698	1607	136482	857142
13	1	10	192513	87	0	0	664542	857142
14	2	14	682077	62	1114	0	173827	857142

Type 5 #24 [Back to Summary]

Burst Segment	Number of Pulses	Chirp Width MHz	t1 usec	Pulse Width (t2) usec	t3 usec	t4 usec	t5 usec	Total Segment Length usec
1	2	19	248807	80	1441	0	349592	600000
2	1	20	295603	56	0	0	304341	600000
3	3	13	371603	81	1373	1149	225632	600000
4	2	10	322883	64	1972	0	275017	600000
5	2	5	235386	80	1981	0	362473	600000
6	1	17	135564	61	0	0	464375	600000
7	1	13	37657	95	0	0	562248	600000
8	1	15	438848	97	0	0	161055	600000
9	3	11	122417	92	1449	1269	474589	600000
10	3	13	359789	61	1361	1214	237453	600000
11	1	9	85420	99	0	0	514481	600000
12	1	20	346353	80	0	0	253567	600000
13	3	10	447020	52	1100	1375	150349	600000
14	1	6	263991	95	0	0	335914	600000
15	2	20	343964	61	1625	0	254289	600000
16	2	6	237547	78	1083	0	361214	600000
17	1	18	441674	88	0	0	158238	600000
18	1	20	187836	57	0	0	412107	600000
19	2	17	561970	70	1428	0	36462	600000
20	1	15	308707	90	0	0	291203	600000

Type 5 #25 [Back to Summary]

Burst Segment	Number of Pulses	Chirp Width MHz	t1 usec	Pulse Width (t2) usec	t3 usec	t4 usec	t5 usec	Total Segment Length usec
1	1	20	947638	76	0	0	52286	1000000
2	1	5	987980	54	0	0	11966	1000000
3	2	11	578477	83	1722	0	419635	1000000
4	1	14	392500	76	0	0	607424	1000000
5	1	14	82203	59	0	0	917738	1000000
6	1	19	240245	91	0	0	759664	1000000
7	2	19	913754	82	1286	0	84796	1000000
8	3	5	561153	96	1254	1016	436289	1000000
9	2	14	722372	62	1768	0	275736	1000000
10	1	9	921487	77	0	0	78436	1000000
11	3	15	669985	92	1915	1351	326473	1000000

This test report may be reproduced in full only. The document may only be updated by MiCOM Labs personnel. All changes will be noted in the Document History section of the report.



**Title:** Radwin Ltd AP0158770 RF Wireless Module  
**To:** FCC 15.407 & Industry Canada RSS-247 Issue 1  
**Serial #:** RDWN39-U9c DFS Rev A  
**Issue Date:** 4<sup>th</sup> December 2015  
**Page:** 147 of 225

12	2	19	850578	74	1226	0	148048	1000000
----	---	----	--------	----	------	---	--------	---------

Type 5 #26 [Back to Summary]

Burst Segment	Number of Pulses	Chirp Width MHz	t1 usec	Pulse Width (t2) usec	t3 usec	t4 usec	t5 usec	Total Segment Length usec
1	1	12	323667	86	0	0	382129	705882
2	1	16	582820	85	0	0	122977	705882
3	2	10	669515	86	1149	0	35046	705882
4	1	14	294925	57	0	0	410900	705882
5	3	16	224059	52	1534	1979	478154	705882
6	3	5	164985	100	1936	1242	537419	705882
7	2	5	599728	54	1165	0	104881	705882
8	1	6	218507	77	0	0	487298	705882
9	2	18	314266	66	1450	0	390034	705882
10	1	12	680796	75	0	0	25011	705882
11	1	5	38754	76	0	0	667052	705882
12	1	7	125443	58	0	0	580381	705882
13	1	15	327789	69	0	0	378024	705882
14	1	12	417037	89	0	0	288756	705882
15	1	9	694571	81	0	0	11230	705882
16	1	15	330934	94	0	0	374854	705882
17	1	16	613998	61	0	0	91823	705882

Type 5 #27 [Back to Summary]

Burst Segment	Number of Pulses	Chirp Width MHz	t1 usec	Pulse Width (t2) usec	t3 usec	t4 usec	t5 usec	Total Segment Length usec
1	2	10	55450	55	1503	0	1276270	1333333
2	3	8	1135712	87	1388	1007	194965	1333333
3	1	8	188365	84	0	0	1144884	1333333
4	2	13	476641	93	1562	0	854944	1333333
5	3	14	1151409	71	1204	1507	179000	1333333
6	1	13	1262107	95	0	0	71131	1333333
7	3	9	376298	72	1094	1581	954144	1333333
8	1	5	1332805	99	0	0	429	1333333
9	3	15	1301207	69	1619	1444	28856	1333333

Type 5 #28 [Back to Summary]

Burst Segment	Number of Pulses	Chirp Width MHz	t1 usec	Pulse Width (t2) usec	t3 usec	t4 usec	t5 usec	Total Segment Length usec
1	3	5	148805	74	1263	1679	771107	923076
2	2	6	118118	61	1518	0	803318	923076

This test report may be reproduced in full only. The document may only be updated by MiCOM Labs personnel. All changes will be noted in the Document History section of the report.



**Title:** Radwin Ltd AP0158770 RF Wireless Module  
**To:** FCC 15.407 & Industry Canada RSS-247 Issue 1  
**Serial #:** RDWN39-U9c DFS Rev A  
**Issue Date:** 4<sup>th</sup> December 2015  
**Page:** 148 of 225

3	3	12	406270	58	1835	1661	513136	923076
4	1	16	534662	70	0	0	388344	923076
5	2	7	463609	93	1884	0	457397	923076
6	2	12	892253	81	1771	0	28890	923076
7	3	12	493815	76	1629	1407	425997	923076
8	3	9	425669	58	1778	1870	493585	923076
9	3	20	831426	60	1868	1532	88070	923076
10	3	12	779211	60	1041	1262	141382	923076
11	1	19	349841	81	0	0	573154	923076
12	1	19	685119	80	0	0	237877	923076
13	2	10	678568	78	1468	0	242884	923076

Type 5 #29 [Back to Summary]

Burst Segment	Number of Pulses	Chirp Width MHz	t1 usec	Pulse Width (t2) usec	t3 usec	t4 usec	t5 usec	Total Segment Length usec
1	2	17	76566	56	1991	0	587997	666666
2	3	7	609960	86	1093	1929	53426	666666
3	2	16	378550	51	1766	0	286248	666666
4	2	9	383886	86	1593	0	281015	666666
5	3	9	586202	83	1994	1689	76532	666666
6	1	8	553003	55	0	0	113608	666666
7	2	16	393553	56	1476	0	271525	666666
8	2	19	91161	73	1323	0	574036	666666
9	3	20	377339	77	1460	1540	286096	666666
10	1	17	26731	99	0	0	639836	666666
11	2	7	430720	60	1261	0	234565	666666
12	2	20	36272	73	1426	0	628822	666666
13	2	19	281429	52	1099	0	384034	666666
14	2	8	83999	67	1174	0	581359	666666
15	1	20	304163	90	0	0	362413	666666
16	3	16	79812	62	1845	1453	583370	666666
17	3	10	196013	57	1175	1179	468128	666666
18	3	18	312287	72	1115	1990	351058	666666

Type 5 #30 [Back to Summary]

Burst Segment	Number of Pulses	Chirp Width MHz	t1 usec	Pulse Width (t2) usec	t3 usec	t4 usec	t5 usec	Total Segment Length usec
1	1	18	560244	78	0	0	296820	857142
2	3	5	684896	51	1232	1940	168921	857142
3	2	18	587648	100	1257	0	268037	857142
4	2	17	465771	70	1609	0	389622	857142
5	1	11	600994	67	0	0	256081	857142

This test report may be reproduced in full only. The document may only be updated by MiCOM Labs personnel. All changes will be noted in the Document History section of the report.



**Title:** Radwin Ltd AP0158770 RF Wireless Module  
**To:** FCC 15.407 & Industry Canada RSS-247 Issue 1  
**Serial #:** RDWN39-U9c DFS Rev A  
**Issue Date:** 4<sup>th</sup> December 2015  
**Page:** 149 of 225

---

6	3	7	349786	96	1517	1905	503646	857142
7	1	14	251178	56	0	0	605908	857142
8	3	18	689842	95	1595	1828	163592	857142
9	2	17	587737	95	1349	0	267866	857142
10	1	5	258166	66	0	0	598910	857142
11	3	10	165533	71	1380	1927	688089	857142
12	3	7	775356	56	1951	1942	77725	857142
13	2	13	440076	66	1744	0	415190	857142
14	2	14	645607	78	1786	0	209593	857142

---

This test report may be reproduced in full only. The document may only be updated by MiCOM Labs personnel. All changes will be noted in the Document History section of the report.



**Title:** Radwin Ltd AP0158770 RF Wireless Module  
**To:** FCC 15.407 & Industry Canada RSS-247 Issue 1  
**Serial #:** RDWN39-U9c DFS Rev A  
**Issue Date:** 4<sup>th</sup> December 2015  
**Page:** 150 of 225

Type 5 #1 [Back to Summary]

Burst Segment	Number of Pulses	Chirp Width MHz	t1 usec	Pulse Width (t2) usec	t3 usec	t4 usec	t5 usec	Total Segment Length usec
1	1	15	687560	77	0	0	62363	750000
2	3	12	396475	89	1616	1876	349766	750000
3	2	10	221272	67	1455	0	527139	750000
4	3	17	134197	51	1931	1390	612329	750000
5	2	12	156369	84	1854	0	591609	750000
6	3	7	46483	85	1603	1392	700267	750000
7	2	7	130433	60	1583	0	617864	750000
8	2	7	385559	52	1280	0	363057	750000
9	1	18	20909	56	0	0	729035	750000
10	2	8	566775	57	1866	0	181245	750000
11	2	17	489473	73	1496	0	258885	750000
12	3	6	590944	58	1690	1025	156167	750000
13	2	7	567012	63	1391	0	181471	750000
14	1	16	486902	64	0	0	263034	750000
15	2	17	497695	88	1110	0	251019	750000
16	1	14	619528	77	0	0	130395	750000

Type 5 #2 [Back to Summary]

Burst Segment	Number of Pulses	Chirp Width MHz	t1 usec	Pulse Width (t2) usec	t3 usec	t4 usec	t5 usec	Total Segment Length usec
1	2	9	658537	73	1845	0	6138	666666
2	2	16	472549	89	1516	0	192423	666666
3	1	10	85438	74	0	0	581154	666666
4	2	17	317887	52	1988	0	346687	666666
5	1	18	348702	65	0	0	317899	666666
6	1	15	458978	63	0	0	207625	666666
7	3	10	157064	92	1330	1551	506445	666666
8	3	10	98660	71	1193	1428	565172	666666
9	3	11	422966	99	1769	1002	240632	666666
10	1	15	414547	70	0	0	252049	666666
11	2	13	369814	75	1132	0	295570	666666
12	2	20	389880	87	1062	0	275550	666666
13	2	6	117809	96	1872	0	546793	666666
14	2	8	469297	73	1447	0	195776	666666
15	1	11	559349	93	0	0	107224	666666
16	3	19	384220	65	1100	1521	279630	666666
17	1	5	46837	61	0	0	619768	666666
18	1	17	279056	92	0	0	387518	666666

This test report may be reproduced in full only. The document may only be updated by MiCOM Labs personnel. All changes will be noted in the Document History section of the report.



**Title:** Radwin Ltd AP0158770 RF Wireless Module  
**To:** FCC 15.407 & Industry Canada RSS-247 Issue 1  
**Serial #:** RDWN39-U9c DFS Rev A  
**Issue Date:** 4<sup>th</sup> December 2015  
**Page:** 151 of 225

Type 5 #3 [Back to Summary]

Burst Segment	Number of Pulses	Chirp Width MHz	t1 usec	Pulse Width (t2) usec	t3 usec	t4 usec	t5 usec	Total Segment Length usec
1	2	11	630495	85	1131	0	118204	750000
2	3	19	464539	95	1547	1591	282038	750000
3	1	20	707486	89	0	0	42425	750000
4	2	7	336130	89	1715	0	411977	750000
5	1	15	315502	79	0	0	434419	750000
6	2	6	15836	67	1869	0	732161	750000
7	2	14	419282	67	1041	0	329543	750000
8	1	17	538616	50	0	0	211334	750000
9	2	17	255632	52	1414	0	492850	750000
10	2	11	204255	95	1458	0	544097	750000
11	1	11	530154	81	0	0	219765	750000
12	1	11	641611	99	0	0	108290	750000
13	1	15	370534	99	0	0	379367	750000
14	3	18	14022	50	1886	1246	732696	750000
15	1	20	695105	61	0	0	54834	750000
16	3	14	631253	52	1671	1653	115267	750000

Type 5 #4 [Back to Summary]

Burst Segment	Number of Pulses	Chirp Width MHz	t1 usec	Pulse Width (t2) usec	t3 usec	t4 usec	t5 usec	Total Segment Length usec
1	1	6	971265	76	0	0	119568	1090909
2	3	11	588912	89	1225	1638	498867	1090909
3	1	7	1047526	57	0	0	43326	1090909
4	3	5	600865	53	1369	1778	486738	1090909
5	2	19	258510	63	1267	0	831006	1090909
6	1	19	417912	58	0	0	672939	1090909
7	1	10	628226	69	0	0	462614	1090909
8	2	12	657543	97	1566	0	431606	1090909
9	3	12	519139	62	1661	1609	568314	1090909
10	1	17	1054420	54	0	0	36435	1090909
11	3	13	318756	100	1301	1875	768677	1090909

Type 5 #5 [Back to Summary]

Burst Segment	Number of Pulses	Chirp Width MHz	t1 usec	Pulse Width (t2) usec	t3 usec	t4 usec	t5 usec	Total Segment Length usec
1	3	18	400108	82	1653	1526	263133	666666
2	2	13	503015	92	1150	0	162317	666666

This test report may be reproduced in full only. The document may only be updated by MiCOM Labs personnel. All changes will be noted in the Document History section of the report.



**Title:** Radwin Ltd AP0158770 RF Wireless Module  
**To:** FCC 15.407 & Industry Canada RSS-247 Issue 1  
**Serial #:** RDWN39-U9c DFS Rev A  
**Issue Date:** 4<sup>th</sup> December 2015  
**Page:** 152 of 225

3	2	5	335565	77	1371	0	329576	666666
4	2	13	529618	77	1101	0	135793	666666
5	2	8	348932	70	1155	0	316439	666666
6	1	11	384882	53	0	0	281731	666666
7	1	9	552420	72	0	0	114174	666666
8	1	17	633650	90	0	0	32926	666666
9	1	20	545697	82	0	0	120887	666666
10	1	9	346253	66	0	0	320347	666666
11	1	12	319344	97	0	0	347225	666666
12	1	10	127712	88	0	0	538866	666666
13	3	8	1072	60	1610	1498	662306	666666
14	2	12	40447	71	1941	0	624136	666666
15	1	16	636378	64	0	0	30224	666666
16	2	12	591517	88	1244	0	73729	666666
17	1	14	50185	99	0	0	616382	666666
18	3	9	610796	82	1263	1562	52799	666666

Type 5 #6 [Back to Summary]

Burst Segment	Number of Pulses	Chirp Width MHz	t1 usec	Pulse Width (t2) usec	t3 usec	t4 usec	t5 usec	Total Segment Length usec
1	1	6	719407	55	0	0	137680	857142
2	3	7	206784	78	1453	1298	647373	857142
3	2	7	848944	69	1266	0	6794	857142
4	1	20	794051	78	0	0	63013	857142
5	3	13	10319	81	1454	1059	844067	857142
6	2	16	629787	58	1862	0	225377	857142
7	1	13	398397	93	0	0	458652	857142
8	3	8	10280	60	1871	1087	843724	857142
9	2	20	500888	51	1647	0	354505	857142
10	2	17	338785	71	1906	0	516309	857142
11	3	15	697951	64	1194	1864	155941	857142
12	2	18	337700	51	1224	0	518116	857142
13	2	13	587350	80	1104	0	268528	857142
14	3	13	579663	84	1777	1051	274399	857142

Type 5 #7 [Back to Summary]

Burst Segment	Number of Pulses	Chirp Width MHz	t1 usec	Pulse Width (t2) usec	t3 usec	t4 usec	t5 usec	Total Segment Length usec
1	3	14	297439	55	1569	1807	330598	631578
2	2	10	293219	61	1807	0	336430	631578
3	1	8	206613	93	0	0	424872	631578
4	2	14	27293	96	1156	0	602937	631578

This test report may be reproduced in full only. The document may only be updated by MiCOM Labs personnel. All changes will be noted in the Document History section of the report.





**Title:** Radwin Ltd AP0158770 RF Wireless Module  
**To:** FCC 15.407 & Industry Canada RSS-247 Issue 1  
**Serial #:** RDWN39-U9c DFS Rev A  
**Issue Date:** 4<sup>th</sup> December 2015  
**Page:** 153 of 225

5	3	7	340881	81	1446	1384	287624	631578
6	3	16	216988	88	1272	1129	411925	631578
7	1	16	51235	69	0	0	580274	631578
8	1	18	352656	62	0	0	278860	631578
9	2	5	78879	100	1622	0	550877	631578
10	2	12	53394	62	1527	0	576533	631578
11	2	19	20826	60	1636	0	608996	631578
12	1	7	116562	97	0	0	514919	631578
13	1	15	317105	79	0	0	314394	631578
14	1	6	621037	84	0	0	10457	631578
15	2	8	417825	75	1311	0	212292	631578
16	3	15	352861	80	1869	1579	275029	631578
17	1	9	276917	92	0	0	354569	631578
18	1	15	583278	82	0	0	48218	631578
19	2	10	95492	70	1424	0	534522	631578

Type 5 #8 [Back to Summary]

Burst Segment	Number of Pulses	Chirp Width MHz	t1 usec	Pulse Width (t2) usec	t3 usec	t4 usec	t5 usec	Total Segment Length usec
1	1	20	901180	79	0	0	298741	1200000
2	2	20	668567	98	1004	0	530233	1200000
3	3	9	566404	98	1774	1962	629566	1200000
4	1	7	862040	50	0	0	337910	1200000
5	2	10	162637	91	1968	0	1035213	1200000
6	2	11	803082	93	1754	0	394978	1200000
7	2	6	178861	56	1094	0	1019933	1200000
8	2	14	450770	58	1877	0	747237	1200000
9	2	10	631564	81	1285	0	566989	1200000
10	2	18	539215	97	1686	0	658905	1200000

Type 5 #9 [Back to Summary]

Burst Segment	Number of Pulses	Chirp Width MHz	t1 usec	Pulse Width (t2) usec	t3 usec	t4 usec	t5 usec	Total Segment Length usec
1	2	16	472953	59	1784	0	858478	1333333
2	3	18	690611	80	1305	1633	639544	1333333
3	1	20	855527	67	0	0	477739	1333333
4	3	14	908256	59	1363	1315	422222	1333333
5	1	6	1000560	90	0	0	332683	1333333
6	2	12	677698	52	1653	0	653878	1333333
7	3	9	1254470	88	1517	1188	75894	1333333
8	2	17	734866	65	1877	0	596460	1333333
9	3	16	1307020	79	1104	1426	23546	1333333

This test report may be reproduced in full only. The document may only be updated by MiCOM Labs personnel. All changes will be noted in the Document History section of the report.



**Title:** Radwin Ltd AP0158770 RF Wireless Module  
**To:** FCC 15.407 & Industry Canada RSS-247 Issue 1  
**Serial #:** RDWN39-U9c DFS Rev A  
**Issue Date:** 4<sup>th</sup> December 2015  
**Page:** 154 of 225

Type 5 #10 [Back to Summary]

Burst Segment	Number of Pulses	Chirp Width MHz	t1 usec	Pulse Width (t2) usec	t3 usec	t4 usec	t5 usec	Total Segment Length usec
1	3	17	134206	80	1244	1322	862988	1000000
2	2	11	33462	63	1610	0	964802	1000000
3	3	7	640394	83	1195	1796	356366	1000000
4	3	18	497409	95	1788	1699	498819	1000000
5	3	12	558260	92	1764	1917	437783	1000000
6	1	10	507758	100	0	0	492142	1000000
7	3	5	426387	78	1759	1746	569874	1000000
8	1	19	546091	52	0	0	453857	1000000
9	3	19	568927	64	1210	1387	428284	1000000
10	3	10	519707	55	1538	1164	477426	1000000
11	1	18	413992	55	0	0	585953	1000000
12	3	13	617114	68	1701	1352	379629	1000000

Type 5 #11 [Back to Summary]

Burst Segment	Number of Pulses	Chirp Width MHz	t1 usec	Pulse Width (t2) usec	t3 usec	t4 usec	t5 usec	Total Segment Length usec
1	2	14	26265	96	1149	0	678276	705882
2	3	16	107137	67	1773	1862	594909	705882
3	3	19	243628	80	1276	1377	459361	705882
4	3	15	159065	98	1788	1343	543392	705882
5	2	19	417039	97	1332	0	287317	705882
6	3	8	399668	75	1194	1146	303649	705882
7	2	17	520064	64	1421	0	184269	705882
8	1	18	276922	100	0	0	428860	705882
9	2	10	360994	51	1274	0	343512	705882
10	2	8	287210	100	1917	0	416555	705882
11	3	5	148639	96	1692	1240	554023	705882
12	1	16	650467	78	0	0	55337	705882
13	1	20	414560	82	0	0	291240	705882
14	1	20	422900	66	0	0	282916	705882
15	3	16	667586	52	1661	1969	34510	705882
16	2	14	577169	67	1610	0	126969	705882
17	1	9	218063	90	0	0	487729	705882

Type 5 #12 [Back to Summary]

Burst Segment	Number of Pulses	Chirp Width MHz	t1 usec	Pulse Width (t2) usec	t3 usec	t4 usec	t5 usec	Total Segment Length usec
---------------	------------------	-----------------	---------	-----------------------	---------	---------	---------	---------------------------

This test report may be reproduced in full only. The document may only be updated by MiCOM Labs personnel. All changes will be noted in the Document History section of the report.



**Title:** Radwin Ltd AP0158770 RF Wireless Module  
**To:** FCC 15.407 & Industry Canada RSS-247 Issue 1  
**Serial #:** RDWN39-U9c DFS Rev A  
**Issue Date:** 4<sup>th</sup> December 2015  
**Page:** 155 of 225

1	1	13	400454	82	0	0	266130	666666
2	2	14	163729	60	1640	0	501177	666666
3	3	5	161494	55	1075	1787	502145	666666
4	1	11	188115	79	0	0	478472	666666
5	3	9	82944	84	1953	1063	580454	666666
6	3	13	78469	83	1745	1716	584487	666666
7	3	7	512734	66	1404	1384	150946	666666
8	2	16	66238	53	1461	0	598861	666666
9	2	18	172874	53	1543	0	492143	666666
10	3	15	1177	68	1456	1408	662421	666666
11	2	19	328595	55	1694	0	336267	666666
12	2	13	595893	82	1042	0	69567	666666
13	2	6	600074	89	1697	0	64717	666666
14	2	11	221840	93	1193	0	443447	666666
15	2	14	585125	70	1889	0	79512	666666
16	1	15	581289	79	0	0	85298	666666
17	1	9	473573	55	0	0	193038	666666
18	3	5	184580	95	1524	1690	478587	666666

Type 5 #13 [Back to Summary]

Burst Segment	Number of Pulses	Chirp Width MHz	t1 usec	Pulse Width (t2) usec	t3 usec	t4 usec	t5 usec	Total Segment Length usec
1	2	11	557513	57	1204	0	72747	631578
2	1	18	225635	86	0	0	405857	631578
3	2	8	46944	75	1263	0	583221	631578
4	2	13	512283	51	1993	0	117200	631578
5	1	20	435386	95	0	0	196097	631578
6	3	9	508618	90	1067	1119	120504	631578
7	3	7	568546	93	1131	1286	60336	631578
8	2	10	369712	100	1003	0	260663	631578
9	2	9	421007	87	1478	0	208919	631578
10	3	15	318095	100	1560	1858	309765	631578
11	2	5	278534	94	1013	0	351843	631578
12	2	11	142305	78	1615	0	487502	631578
13	2	13	213592	51	1535	0	416349	631578
14	1	7	14103	99	0	0	617376	631578
15	1	20	143557	59	0	0	487962	631578
16	3	16	571364	58	1211	1198	57631	631578
17	1	13	600142	72	0	0	31364	631578
18	2	9	171700	66	1123	0	458623	631578
19	2	12	244814	98	1949	0	384619	631578

Type 5 #14 [Back to Summary]

This test report may be reproduced in full only. The document may only be updated by MiCOM Labs personnel. All changes will be noted in the Document History section of the report.



**Title:** Radwin Ltd AP0158770 RF Wireless Module  
**To:** FCC 15.407 & Industry Canada RSS-247 Issue 1  
**Serial #:** RDWN39-U9c DFS Rev A  
**Issue Date:** 4<sup>th</sup> December 2015  
**Page:** 156 of 225

Burst Segment	Number of Pulses	Chirp Width MHz	t1 usec	Pulse Width (t2) usec	t3 usec	t4 usec	t5 usec	Total Segment Length usec
1	3	17	781000	85	1943	1329	215473	1000000
2	1	13	819289	73	0	0	180638	1000000
3	1	15	237220	77	0	0	762703	1000000
4	3	9	340555	87	1352	1508	656324	1000000
5	3	6	46708	52	1169	1209	950758	1000000
6	3	16	234414	85	1074	1599	762658	1000000
7	2	19	920685	94	1460	0	77667	1000000
8	1	6	253128	94	0	0	746778	1000000
9	3	7	641230	51	1018	1783	355816	1000000
10	3	16	439853	71	1695	1087	557152	1000000
11	1	18	609972	78	0	0	389950	1000000
12	2	9	314495	87	1811	0	683520	1000000

Type 5 #15 [Back to Summary]

Burst Segment	Number of Pulses	Chirp Width MHz	t1 usec	Pulse Width (t2) usec	t3 usec	t4 usec	t5 usec	Total Segment Length usec
1	2	6	550621	61	1945	0	153194	705882
2	2	18	340208	70	1986	0	363548	705882
3	2	18	674203	54	1023	0	30548	705882
4	1	11	61013	71	0	0	644798	705882
5	1	11	360783	100	0	0	344999	705882
6	3	9	220371	78	1026	1851	482400	705882
7	2	10	147270	79	1938	0	556516	705882
8	2	19	605871	96	1838	0	97981	705882
9	2	19	425310	51	1710	0	278760	705882
10	1	16	583300	98	0	0	122484	705882
11	2	9	510089	73	1879	0	193768	705882
12	1	6	500759	89	0	0	205034	705882
13	1	12	235946	69	0	0	469867	705882
14	2	12	48928	75	1897	0	654907	705882
15	1	12	32711	81	0	0	673090	705882
16	1	13	396156	80	0	0	309646	705882
17	1	15	640263	54	0	0	65565	705882

Type 5 #16 [Back to Summary]

Burst Segment	Number of Pulses	Chirp Width MHz	t1 usec	Pulse Width (t2) usec	t3 usec	t4 usec	t5 usec	Total Segment Length usec
1	2	8	603089	78	1197	0	101440	705882
2	1	14	642799	86	0	0	62997	705882

This test report may be reproduced in full only. The document may only be updated by MiCOM Labs personnel. All changes will be noted in the Document History section of the report.



**Title:** Radwin Ltd AP0158770 RF Wireless Module  
**To:** FCC 15.407 & Industry Canada RSS-247 Issue 1  
**Serial #:** RDWN39-U9c DFS Rev A  
**Issue Date:** 4<sup>th</sup> December 2015  
**Page:** 157 of 225

3	2	8	314058	74	1637	0	390039	705882
4	2	12	182091	59	1394	0	522279	705882
5	3	17	426797	100	1121	1362	276302	705882
6	1	10	115342	86	0	0	590454	705882
7	3	11	560854	84	1803	1558	141415	705882
8	3	10	132613	56	1650	1223	570228	705882
9	2	7	595060	62	1991	0	108707	705882
10	2	7	555837	57	1370	0	148561	705882
11	3	8	308980	70	1747	1785	393160	705882
12	3	14	298911	80	1510	1372	403849	705882
13	1	5	281204	88	0	0	424590	705882
14	1	12	40126	83	0	0	665673	705882
15	1	5	366111	87	0	0	339684	705882
16	2	20	536355	79	1372	0	167997	705882
17	2	7	684305	79	1793	0	19626	705882

[Type 5 #17 \[Back to Summary\]](#)

Burst Segment	Number of Pulses	Chirp Width MHz	t1 usec	Pulse Width (t2) usec	t3 usec	t4 usec	t5 usec	Total Segment Length usec
1	1	17	8207	80	0	0	591713	600000
2	2	17	426696	65	1030	0	172144	600000
3	3	6	266700	52	1420	1930	329794	600000
4	2	16	394974	75	1313	0	203563	600000
5	3	15	297075	69	1239	1216	300263	600000
6	2	20	119914	92	1936	0	477966	600000
7	2	17	476511	59	1057	0	122314	600000
8	1	20	456625	82	0	0	143293	600000
9	2	10	270654	86	1702	0	327472	600000
10	2	12	88143	76	1314	0	510391	600000
11	1	12	187310	73	0	0	412617	600000
12	1	19	343040	81	0	0	256879	600000
13	3	18	463378	100	1930	1064	133328	600000
14	2	19	521931	71	1651	0	76276	600000
15	2	18	330427	62	1731	0	267718	600000
16	1	5	587222	62	0	0	12716	600000
17	3	20	489211	87	1024	1514	107990	600000
18	3	7	256686	87	1866	1729	339458	600000
19	3	18	263380	85	1993	1932	332440	600000
20	2	6	338814	77	1029	0	260003	600000

This test report may be reproduced in full only. The document may only be updated by MiCOM Labs personnel. All changes will be noted in the Document History section of the report.



**Title:** Radwin Ltd AP0158770 RF Wireless Module  
**To:** FCC 15.407 & Industry Canada RSS-247 Issue 1  
**Serial #:** RDWN39-U9c DFS Rev A  
**Issue Date:** 4<sup>th</sup> December 2015  
**Page:** 158 of 225

Type 5 #18 [Back to Summary]

Burst Segment	Number of Pulses	Chirp Width MHz	t1 usec	Pulse Width (t2) usec	t3 usec	t4 usec	t5 usec	Total Segment Length usec
1	2	19	462842	83	1217	0	167353	631578
2	3	17	493019	51	1574	1943	134889	631578
3	1	17	262227	50	0	0	369301	631578
4	1	19	170623	96	0	0	460859	631578
5	1	12	490865	97	0	0	140616	631578
6	2	16	533156	51	1621	0	96699	631578
7	2	19	108223	75	1757	0	521448	631578
8	1	18	574489	73	0	0	57016	631578
9	2	8	581623	50	1842	0	48013	631578
10	3	19	79836	97	1777	1984	547690	631578
11	1	15	130089	70	0	0	501419	631578
12	3	20	230926	76	1127	1886	397411	631578
13	1	9	111916	100	0	0	519562	631578
14	1	5	17657	53	0	0	613868	631578
15	3	10	175524	96	1564	1335	452867	631578
16	3	8	531254	52	1999	1585	96584	631578
17	2	17	516349	62	1493	0	113612	631578
18	1	15	630218	94	0	0	1266	631578
19	2	10	341311	57	1966	0	288187	631578

Type 5 #19 [Back to Summary]

Burst Segment	Number of Pulses	Chirp Width MHz	t1 usec	Pulse Width (t2) usec	t3 usec	t4 usec	t5 usec	Total Segment Length usec
1	1	15	650931	96	0	0	272049	923076
2	3	19	715305	94	1889	1078	204522	923076
3	2	10	658881	53	1327	0	262762	923076
4	1	13	36475	98	0	0	886503	923076
5	3	8	32641	98	1814	1357	886970	923076
6	1	5	216239	68	0	0	706769	923076
7	3	14	803754	51	1794	1831	115544	923076
8	1	9	734850	77	0	0	188149	923076
9	3	10	328188	88	1676	1716	591232	923076
10	1	10	261299	77	0	0	661700	923076
11	2	17	742285	60	1926	0	178745	923076
12	2	6	617243	88	1306	0	304351	923076
13	2	18	301951	76	1654	0	619319	923076

This test report may be reproduced in full only. The document may only be updated by MiCOM Labs personnel. All changes will be noted in the Document History section of the report.



**Title:** Radwin Ltd AP0158770 RF Wireless Module  
**To:** FCC 15.407 & Industry Canada RSS-247 Issue 1  
**Serial #:** RDWN39-U9c DFS Rev A  
**Issue Date:** 4<sup>th</sup> December 2015  
**Page:** 159 of 225

Type 5 #20 [Back to Summary]

Burst Segment	Number of Pulses	Chirp Width MHz	t1 usec	Pulse Width (t2) usec	t3 usec	t4 usec	t5 usec	Total Segment Length usec
1	3	13	541306	63	1453	1590	161344	705882
2	2	6	409483	88	1988	0	294235	705882
3	2	5	461891	54	1921	0	241962	705882
4	1	19	385379	88	0	0	320415	705882
5	1	20	228848	84	0	0	476950	705882
6	1	8	440240	50	0	0	265592	705882
7	1	19	498387	72	0	0	207423	705882
8	2	12	10366	98	1841	0	693479	705882
9	3	14	598770	85	1548	1039	104270	705882
10	3	8	527037	97	1008	1306	176240	705882
11	3	6	364449	76	1762	1782	337661	705882
12	1	8	240166	64	0	0	465652	705882
13	2	5	440881	77	1551	0	263296	705882
14	1	8	97144	94	0	0	608644	705882
15	2	15	37838	54	1097	0	666839	705882
16	1	8	579520	100	0	0	126262	705882
17	1	19	7284	70	0	0	698528	705882

Type 5 #21 [Back to Summary]

Burst Segment	Number of Pulses	Chirp Width MHz	t1 usec	Pulse Width (t2) usec	t3 usec	t4 usec	t5 usec	Total Segment Length usec
1	3	19	337420	62	1790	1945	258659	600000
2	2	13	338755	65	1822	0	259293	600000
3	1	13	292933	51	0	0	307016	600000
4	1	5	584976	87	0	0	14937	600000
5	3	15	31167	90	1303	1415	565845	600000
6	2	10	70384	89	1370	0	528068	600000
7	3	13	179629	71	1606	1158	417394	600000
8	3	19	122843	65	1654	1697	473611	600000
9	2	13	170971	91	1932	0	426915	600000
10	2	14	210054	86	1443	0	388331	600000
11	3	7	310089	57	1204	1947	286589	600000
12	3	17	260275	75	1119	1932	336449	600000
13	1	13	257727	57	0	0	342216	600000
14	2	13	70360	59	1424	0	528098	600000
15	1	14	86327	58	0	0	513615	600000
16	2	6	180030	95	1153	0	418627	600000
17	2	15	286861	89	1442	0	311519	600000

This test report may be reproduced in full only. The document may only be updated by MiCOM Labs personnel. All changes will be noted in the Document History section of the report.



**Title:** Radwin Ltd AP0158770 RF Wireless Module  
**To:** FCC 15.407 & Industry Canada RSS-247 Issue 1  
**Serial #:** RDWN39-U9c DFS Rev A  
**Issue Date:** 4<sup>th</sup> December 2015  
**Page:** 160 of 225

18	2	20	102489	74	1354	0	496009	600000
19	2	18	164134	71	1578	0	434146	600000
20	1	11	222128	90	0	0	377782	600000

Type 5 #22 [Back to Summary]

Burst Segment	Number of Pulses	Chirp Width MHz	t1 usec	Pulse Width (t2) usec	t3 usec	t4 usec	t5 usec	Total Segment Length usec
1	1	5	12026	76	0	0	619476	631578
2	1	20	339895	81	0	0	291602	631578
3	1	15	389671	73	0	0	241834	631578
4	2	13	480067	74	1157	0	150206	631578
5	2	7	253310	83	1954	0	376148	631578
6	3	18	374735	68	1691	1451	253497	631578
7	1	16	314171	52	0	0	317355	631578
8	3	7	412001	65	1091	1714	216577	631578
9	1	12	591902	93	0	0	39583	631578
10	3	13	244624	95	1948	1075	383646	631578
11	1	10	128817	55	0	0	502706	631578
12	3	19	437982	61	1724	1689	190000	631578
13	1	7	232900	77	0	0	398601	631578
14	1	17	87037	50	0	0	544491	631578
15	3	9	66773	52	1415	1443	561791	631578
16	2	15	320899	91	1016	0	309481	631578
17	3	19	330175	92	1616	1061	298450	631578
18	1	12	489606	87	0	0	141885	631578
19	2	12	10272	70	1403	0	619763	631578

Type 5 #23 [Back to Summary]

Burst Segment	Number of Pulses	Chirp Width MHz	t1 usec	Pulse Width (t2) usec	t3 usec	t4 usec	t5 usec	Total Segment Length usec
1	2	6	758525	85	1717	0	96730	857142
2	1	6	18464	70	0	0	838608	857142
3	1	15	190080	83	0	0	666979	857142
4	3	13	637030	96	1886	1215	216723	857142
5	3	19	16567	62	1109	1844	837436	857142
6	1	10	297103	64	0	0	559975	857142
7	2	5	522064	93	1427	0	333465	857142
8	3	14	701284	56	1299	1622	152769	857142
9	2	14	743227	92	1980	0	111751	857142
10	2	15	832699	75	1860	0	22433	857142
11	2	15	212898	61	1146	0	642976	857142
12	3	8	717118	79	1698	1607	136482	857142

This test report may be reproduced in full only. The document may only be updated by MiCOM Labs personnel. All changes will be noted in the Document History section of the report.





**Title:** Radwin Ltd AP0158770 RF Wireless Module  
**To:** FCC 15.407 & Industry Canada RSS-247 Issue 1  
**Serial #:** RDWN39-U9c DFS Rev A  
**Issue Date:** 4<sup>th</sup> December 2015  
**Page:** 161 of 225

13	1	10	192513	87	0	0	664542	857142
14	2	14	682077	62	1114	0	173827	857142

Type 5 #24 [Back to Summary]

Burst Segment	Number of Pulses	Chirp Width MHz	t1 usec	Pulse Width (t2) usec	t3 usec	t4 usec	t5 usec	Total Segment Length usec
1	2	19	248807	80	1441	0	349592	600000
2	1	20	295603	56	0	0	304341	600000
3	3	13	371603	81	1373	1149	225632	600000
4	2	10	322883	64	1972	0	275017	600000
5	2	5	235386	80	1981	0	362473	600000
6	1	17	135564	61	0	0	464375	600000
7	1	13	37657	95	0	0	562248	600000
8	1	15	438848	97	0	0	161055	600000
9	3	11	122417	92	1449	1269	474589	600000
10	3	13	359789	61	1361	1214	237453	600000
11	1	9	85420	99	0	0	514481	600000
12	1	20	346353	80	0	0	253567	600000
13	3	10	447020	52	1100	1375	150349	600000
14	1	6	263991	95	0	0	335914	600000
15	2	20	343964	61	1625	0	254289	600000
16	2	6	237547	78	1083	0	361214	600000
17	1	18	441674	88	0	0	158238	600000
18	1	20	187836	57	0	0	412107	600000
19	2	17	561970	70	1428	0	36462	600000
20	1	15	308707	90	0	0	291203	600000

Type 5 #25 [Back to Summary]

Burst Segment	Number of Pulses	Chirp Width MHz	t1 usec	Pulse Width (t2) usec	t3 usec	t4 usec	t5 usec	Total Segment Length usec
1	1	20	947638	76	0	0	52286	1000000
2	1	5	987980	54	0	0	11966	1000000
3	2	11	578477	83	1722	0	419635	1000000
4	1	14	392500	76	0	0	607424	1000000
5	1	14	82203	59	0	0	917738	1000000
6	1	19	240245	91	0	0	759664	1000000
7	2	19	913754	82	1286	0	84796	1000000
8	3	5	561153	96	1254	1016	436289	1000000
9	2	14	722372	62	1768	0	275736	1000000
10	1	9	921487	77	0	0	78436	1000000
11	3	15	669985	92	1915	1351	326473	1000000
12	2	19	850578	74	1226	0	148048	1000000

This test report may be reproduced in full only. The document may only be updated by MiCOM Labs personnel. All changes will be noted in the Document History section of the report.



**Title:** Radwin Ltd AP0158770 RF Wireless Module  
**To:** FCC 15.407 & Industry Canada RSS-247 Issue 1  
**Serial #:** RDWN39-U9c DFS Rev A  
**Issue Date:** 4<sup>th</sup> December 2015  
**Page:** 162 of 225

Type 5 #26 [Back to Summary]

Burst Segment	Number of Pulses	Chirp Width MHz	t1 usec	Pulse Width (t2) usec	t3 usec	t4 usec	t5 usec	Total Segment Length usec
1	1	12	323667	86	0	0	382129	705882
2	1	16	582820	85	0	0	122977	705882
3	2	10	669515	86	1149	0	35046	705882
4	1	14	294925	57	0	0	410900	705882
5	3	16	224059	52	1534	1979	478154	705882
6	3	5	164985	100	1936	1242	537419	705882
7	2	5	599728	54	1165	0	104881	705882
8	1	6	218507	77	0	0	487298	705882
9	2	18	314266	66	1450	0	390034	705882
10	1	12	680796	75	0	0	25011	705882
11	1	5	38754	76	0	0	667052	705882
12	1	7	125443	58	0	0	580381	705882
13	1	15	327789	69	0	0	378024	705882
14	1	12	417037	89	0	0	288756	705882
15	1	9	694571	81	0	0	11230	705882
16	1	15	330934	94	0	0	374854	705882
17	1	16	613998	61	0	0	91823	705882

Type 5 #27 [Back to Summary]

Burst Segment	Number of Pulses	Chirp Width MHz	t1 usec	Pulse Width (t2) usec	t3 usec	t4 usec	t5 usec	Total Segment Length usec
1	2	10	55450	55	1503	0	1276270	1333333
2	3	8	1135712	87	1388	1007	194965	1333333
3	1	8	188365	84	0	0	1144884	1333333
4	2	13	476641	93	1562	0	854944	1333333
5	3	14	1151409	71	1204	1507	179000	1333333
6	1	13	1262107	95	0	0	71131	1333333
7	3	9	376298	72	1094	1581	954144	1333333
8	1	5	1332805	99	0	0	429	1333333
9	3	15	1301207	69	1619	1444	28856	1333333

Type 5 #28 [Back to Summary]

Burst Segment	Number of Pulses	Chirp Width MHz	t1 usec	Pulse Width (t2) usec	t3 usec	t4 usec	t5 usec	Total Segment Length usec
1	3	5	148805	74	1263	1679	771107	923076
2	2	6	118118	61	1518	0	803318	923076
3	3	12	406270	58	1835	1661	513136	923076

This test report may be reproduced in full only. The document may only be updated by MiCOM Labs personnel. All changes will be noted in the Document History section of the report.



**Title:** Radwin Ltd AP0158770 RF Wireless Module  
**To:** FCC 15.407 & Industry Canada RSS-247 Issue 1  
**Serial #:** RDWN39-U9c DFS Rev A  
**Issue Date:** 4<sup>th</sup> December 2015  
**Page:** 163 of 225

4	1	16	534662	70	0	0	388344	923076
5	2	7	463609	93	1884	0	457397	923076
6	2	12	892253	81	1771	0	28890	923076
7	3	12	493815	76	1629	1407	425997	923076
8	3	9	425669	58	1778	1870	493585	923076
9	3	20	831426	60	1868	1532	88070	923076
10	3	12	779211	60	1041	1262	141382	923076
11	1	19	349841	81	0	0	573154	923076
12	1	19	685119	80	0	0	237877	923076
13	2	10	678568	78	1468	0	242884	923076

Type 5 #29 [Back to Summary]

Burst Segment	Number of Pulses	Chirp Width MHz	t1 usec	Pulse Width (t2) usec	t3 usec	t4 usec	t5 usec	Total Segment Length usec
1	2	17	76566	56	1991	0	587997	666666
2	3	7	609960	86	1093	1929	53426	666666
3	2	16	378550	51	1766	0	286248	666666
4	2	9	383886	86	1593	0	281015	666666
5	3	9	586202	83	1994	1689	76532	666666
6	1	8	553003	55	0	0	113608	666666
7	2	16	393553	56	1476	0	271525	666666
8	2	19	91161	73	1323	0	574036	666666
9	3	20	377339	77	1460	1540	286096	666666
10	1	17	26731	99	0	0	639836	666666
11	2	7	430720	60	1261	0	234565	666666
12	2	20	36272	73	1426	0	628822	666666
13	2	19	281429	52	1099	0	384034	666666
14	2	8	83999	67	1174	0	581359	666666
15	1	20	304163	90	0	0	362413	666666
16	3	16	79812	62	1845	1453	583370	666666
17	3	10	196013	57	1175	1179	468128	666666
18	3	18	312287	72	1115	1990	351058	666666

Type 5 #30 [Back to Summary]

Burst Segment	Number of Pulses	Chirp Width MHz	t1 usec	Pulse Width (t2) usec	t3 usec	t4 usec	t5 usec	Total Segment Length usec
1	1	18	560244	78	0	0	296820	857142
2	3	5	684896	51	1232	1940	168921	857142
3	2	18	587648	100	1257	0	268037	857142
4	2	17	465771	70	1609	0	389622	857142
5	1	11	600994	67	0	0	256081	857142
6	3	7	349786	96	1517	1905	503646	857142

This test report may be reproduced in full only. The document may only be updated by MiCOM Labs personnel. All changes will be noted in the Document History section of the report.



**Title:** Radwin Ltd AP0158770 RF Wireless Module  
**To:** FCC 15.407 & Industry Canada RSS-247 Issue 1  
**Serial #:** RDWN39-U9c DFS Rev A  
**Issue Date:** 4<sup>th</sup> December 2015  
**Page:** 164 of 225

---

7	1	14	251178	56	0	0	605908	857142
8	3	18	689842	95	1595	1828	163592	857142
9	2	17	587737	95	1349	0	267866	857142
10	1	5	258166	66	0	0	598910	857142
11	3	10	165533	71	1380	1927	688089	857142
12	3	7	775356	56	1951	1942	77725	857142
13	2	13	440076	66	1744	0	415190	857142
14	2	14	645607	78	1786	0	209593	857142

---

This test report may be reproduced in full only. The document may only be updated by MiCOM Labs personnel. All changes will be noted in the Document History section of the report.



**Title:** Radwin Ltd AP0158770 RF Wireless Module  
**To:** FCC 15.407 & Industry Canada RSS-247 Issue 1  
**Serial #:** RDWN39-U9c DFS Rev A  
**Issue Date:** 4<sup>th</sup> December 2015  
**Page:** 165 of 225

**Type 6 #1 [Back to Summary]**

**This table contains a list of 100 hop frequencies, randomly selected from 5250-5724MHz in 1MHz steps**

#01-5632	#02-5706	#03-5630	#04-5309	#05-5448	#06-5525	#07-5288	#08-5256	#09-5500	#10-5533
#11-5292	#12-5352	#13-5274	#14-5715	#15-5597	#16-5609	#17-5555	#18-5297	#19-5608	#20-5618
#21-5568	#22-5556	#23-5670	#24-5677	#25-5516	#26-5362	#27-5537	#28-5331	#29-5604	#30-5466
#31-5494	#32-5296	#33-5546	#34-5424	#35-5411	#36-5270	#37-5316	#38-5450	#39-5413	#40-5638
#41-5393	#42-5381	#43-5510	#44-5610	#45-5622	#46-5470	#47-5642	#48-5254	#49-5290	#50-5326
#51-5285	#52-5678	#53-5357	#54-5657	#55-5412	#56-5476	#57-5649	#58-5620	#59-5551	#60-5582
#61-5703	#62-5418	#63-5422	#64-5333	#65-5650	#66-5403	#67-5447	#68-5598	#69-5501	#70-5355
#71-5507	#72-5385	#73-5576	#74-5531	#75-5446	#76-5388	#77-5548	#78-5490	#79-5255	#80-5572
#81-5522	#82-5686	#83-5723	#84-5519	#85-5392	#86-5554	#87-5489	#88-5337	#89-5536	#90-5342
#91-5558	#92-5526	#93-5697	#94-5317	#95-5445	#96-5514	#97-5695	#98-5502	#99-5639	#100-5560

**Type 6 #2 [Back to Summary]**

**This table contains a list of 100 hop frequencies, randomly selected from 5250-5724MHz in 1MHz steps**

#01-5669	#02-5453	#03-5639	#04-5510	#05-5252	#06-5342	#07-5697	#08-5672	#09-5283	#10-5486
#11-5378	#12-5441	#13-5449	#14-5328	#15-5359	#16-5525	#17-5268	#18-5676	#19-5722	#20-5706
#21-5484	#22-5698	#23-5645	#24-5259	#25-5321	#26-5353	#27-5466	#28-5500	#29-5611	#30-5657
#31-5699	#32-5414	#33-5412	#34-5575	#35-5663	#36-5640	#37-5703	#38-5334	#39-5443	#40-5430
#41-5394	#42-5524	#43-5290	#44-5568	#45-5601	#46-5720	#47-5302	#48-5405	#49-5419	#50-5688
#51-5550	#52-5540	#53-5326	#54-5696	#55-5532	#56-5629	#57-5439	#58-5624	#59-5708	#60-5480
#61-5422	#62-5397	#63-5553	#64-5403	#65-5276	#66-5287	#67-5478	#68-5420	#69-5609	#70-5289
#71-5591	#72-5529	#73-5526	#74-5340	#75-5423	#76-5604	#77-5415	#78-5444	#79-5357	#80-5306
#81-5311	#82-5330	#83-5376	#84-5694	#85-5398	#86-5599	#87-5335	#88-5603	#89-5380	#90-5261
#91-5514	#92-5435	#93-5460	#94-5675	#95-5461	#96-5574	#97-5683	#98-5549	#99-5709	#100-5534

**Type 6 #3 [Back to Summary]**

**This table contains a list of 100 hop frequencies, randomly selected from 5250-5724MHz in 1MHz steps**

#01-5444	#02-5347	#03-5271	#04-5263	#05-5711	#06-5522	#07-5652	#08-5463	#09-5719	#10-5516
#11-5651	#12-5419	#13-5341	#14-5270	#15-5584	#16-5255	#17-5402	#18-5676	#19-5599	#20-5289
#21-5598	#22-5499	#23-5406	#24-5318	#25-5575	#26-5367	#27-5297	#28-5393	#29-5251	#30-5595
#31-5398	#32-5482	#33-5326	#34-5520	#35-5657	#36-5597	#37-5377	#38-5585	#39-5349	#40-5331
#41-5452	#42-5523	#43-5643	#44-5533	#45-5506	#46-5605	#47-5355	#48-5602	#49-5409	#50-5422
#51-5257	#52-5674	#53-5670	#54-5661	#55-5669	#56-5665	#57-5677	#58-5413	#59-5593	#60-5475
#61-5509	#62-5462	#63-5373	#64-5368	#65-5342	#66-5546	#67-5338	#68-5541	#69-5576	#70-5518
#71-5561	#72-5325	#73-5704	#74-5488	#75-5319	#76-5487	#77-5666	#78-5515	#79-5566	#80-5423
#81-5390	#82-5532	#83-5380	#84-5712	#85-5656	#86-5424	#87-5481	#88-5581	#89-5667	#90-5310
#91-5396	#92-5524	#93-5364	#94-5309	#95-5266	#96-5616	#97-5405	#98-5359	#99-5586	#100-5690

**Type 6 #4 [Back to Summary]**

**This table contains a list of 100 hop frequencies, randomly selected from 5250-5724MHz in 1MHz steps**

#01-5426	#02-5417	#03-5343	#04-5355	#05-5533	#06-5719	#07-5621	#08-5675	#09-5702	#10-5611
#11-5686	#12-5687	#13-5351	#14-5305	#15-5427	#16-5368	#17-5344	#18-5662	#19-5618	#20-5264
#21-5557	#22-5688	#23-5395	#24-5631	#25-5428	#26-5649	#27-5624	#28-5283	#29-5542	#30-5709

This test report may be reproduced in full only. The document may only be updated by MiCOM Labs personnel. All changes will be noted in the Document History section of the report.



**Title:** Radwin Ltd AP0158770 RF Wireless Module  
**To:** FCC 15.407 & Industry Canada RSS-247 Issue 1  
**Serial #:** RDWN39-U9c DFS Rev A  
**Issue Date:** 4<sup>th</sup> December 2015  
**Page:** 166 of 225

#31-5376	#32-5271	#33-5722	#34-5272	#35-5479	#36-5257	#37-5328	#38-5375	#39-5297	#40-5673
#41-5414	#42-5446	#43-5547	#44-5477	#45-5451	#46-5347	#47-5640	#48-5560	#49-5354	#50-5487
#51-5312	#52-5468	#53-5465	#54-5572	#55-5382	#56-5463	#57-5437	#58-5652	#59-5608	#60-5345
#61-5587	#62-5383	#63-5717	#64-5484	#65-5664	#66-5689	#67-5550	#68-5420	#69-5289	#70-5693
#71-5614	#72-5670	#73-5574	#74-5361	#75-5390	#76-5643	#77-5429	#78-5331	#79-5259	#80-5313
#81-5654	#82-5647	#83-5633	#84-5531	#85-5400	#86-5266	#87-5616	#88-5448	#89-5577	#90-5552
#91-5554	#92-5511	#93-5562	#94-5260	#95-5659	#96-5447	#97-5579	#98-5520	#99-5322	#100-5353

**Type 6 #5 [Back to Summary]**

**This table contains a list of 100 hop frequencies, randomly selected from 5250-5724MHz in 1MHz steps**

#01-5257	#02-5571	#03-5599	#04-5282	#05-5657	#06-5327	#07-5320	#08-5576	#09-5383	#10-5539
#11-5438	#12-5533	#13-5435	#14-5398	#15-5495	#16-5450	#17-5342	#18-5271	#19-5297	#20-5561
#21-5650	#22-5643	#23-5673	#24-5422	#25-5302	#26-5719	#27-5583	#28-5553	#29-5303	#30-5261
#31-5402	#32-5593	#33-5668	#34-5606	#35-5609	#36-5602	#37-5544	#38-5619	#39-5710	#40-5483
#41-5390	#42-5377	#43-5568	#44-5373	#45-5451	#46-5474	#47-5298	#48-5573	#49-5379	#50-5427
#51-5701	#52-5698	#53-5486	#54-5339	#55-5622	#56-5704	#57-5663	#58-5469	#59-5492	#60-5522
#61-5372	#62-5386	#63-5570	#64-5590	#65-5554	#66-5513	#67-5617	#68-5636	#69-5523	#70-5376
#71-5312	#72-5510	#73-5515	#74-5354	#75-5534	#76-5649	#77-5559	#78-5426	#79-5432	#80-5428
#81-5519	#82-5361	#83-5565	#84-5681	#85-5490	#86-5716	#87-5592	#88-5255	#89-5527	#90-5586
#91-5644	#92-5680	#93-5468	#94-5629	#95-5574	#96-5408	#97-5642	#98-5549	#99-5518	#100-5378

**Type 6 #6 [Back to Summary]**

**This table contains a list of 100 hop frequencies, randomly selected from 5250-5724MHz in 1MHz steps**

#01-5378	#02-5417	#03-5660	#04-5512	#05-5598	#06-5538	#07-5685	#08-5675	#09-5407	#10-5375
#11-5719	#12-5638	#13-5524	#14-5683	#15-5419	#16-5546	#17-5335	#18-5642	#19-5509	#20-5647
#21-5496	#22-5714	#23-5575	#24-5274	#25-5431	#26-5654	#27-5576	#28-5708	#29-5510	#30-5695
#31-5436	#32-5707	#33-5513	#34-5555	#35-5454	#36-5442	#37-5472	#38-5429	#39-5519	#40-5515
#41-5291	#42-5668	#43-5671	#44-5404	#45-5339	#46-5322	#47-5250	#48-5289	#49-5595	#50-5607
#51-5389	#52-5567	#53-5636	#54-5487	#55-5416	#56-5608	#57-5358	#58-5692	#59-5383	#60-5590
#61-5273	#62-5452	#63-5541	#64-5631	#65-5716	#66-5606	#67-5317	#68-5425	#69-5644	#70-5535
#71-5306	#72-5483	#73-5421	#74-5618	#75-5676	#76-5655	#77-5565	#78-5350	#79-5296	#80-5643
#81-5691	#82-5552	#83-5558	#84-5363	#85-5609	#86-5295	#87-5653	#88-5492	#89-5563	#90-5376
#91-5424	#92-5498	#93-5348	#94-5441	#95-5327	#96-5697	#97-5688	#98-5578	#99-5403	#100-5505

**Type 6 #7 [Back to Summary]**

**This table contains a list of 100 hop frequencies, randomly selected from 5250-5724MHz in 1MHz steps**

#01-5653	#02-5624	#03-5661	#04-5323	#05-5432	#06-5330	#07-5342	#08-5612	#09-5441	#10-5450
#11-5684	#12-5322	#13-5639	#14-5345	#15-5483	#16-5312	#17-5284	#18-5489	#19-5377	#20-5715
#21-5393	#22-5361	#23-5534	#24-5648	#25-5520	#26-5484	#27-5431	#28-5683	#29-5396	#30-5386
#31-5442	#32-5411	#33-5490	#34-5436	#35-5623	#36-5659	#37-5427	#38-5536	#39-5588	#40-5572
#41-5399	#42-5676	#43-5699	#44-5539	#45-5275	#46-5526	#47-5707	#48-5463	#49-5357	#50-5339
#51-5382	#52-5412	#53-5542	#54-5263	#55-5527	#56-5672	#57-5383	#58-5465	#59-5305	#60-5257
#61-5523	#62-5557	#63-5453	#64-5446	#65-5548	#66-5609	#67-5473	#68-5625	#69-5530	#70-5566
#71-5426	#72-5560	#73-5359	#74-5495	#75-5449	#76-5469	#77-5289	#78-5457	#79-5353	#80-5278

This test report may be reproduced in full only. The document may only be updated by MiCOM Labs personnel. All changes will be noted in the Document History section of the report.



**Title:** Radwin Ltd AP0158770 RF Wireless Module  
**To:** FCC 15.407 & Industry Canada RSS-247 Issue 1  
**Serial #:** RDWN39-U9c DFS Rev A  
**Issue Date:** 4<sup>th</sup> December 2015  
**Page:** 167 of 225

#81-5328	#82-5324	#83-5569	#84-5414	#85-5259	#86-5641	#87-5673	#88-5265	#89-5460	#90-5604
#91-5691	#92-5266	#93-5511	#94-5472	#95-5430	#96-5438	#97-5577	#98-5571	#99-5644	#100-5366

**Type 6 #8 [Back to Summary]**

**This table contains a list of 100 hop frequencies, randomly selected from 5250-5724MHz in 1MHz steps**

#01-5504	#02-5629	#03-5282	#04-5714	#05-5424	#06-5638	#07-5426	#08-5572	#09-5628	#10-5494
#11-5479	#12-5379	#13-5365	#14-5704	#15-5445	#16-5464	#17-5709	#18-5581	#19-5550	#20-5706
#21-5546	#22-5593	#23-5342	#24-5302	#25-5610	#26-5663	#27-5555	#28-5541	#29-5276	#30-5640
#31-5425	#32-5481	#33-5405	#34-5689	#35-5315	#36-5509	#37-5701	#38-5652	#39-5499	#40-5351
#41-5284	#42-5313	#43-5496	#44-5688	#45-5668	#46-5395	#47-5660	#48-5691	#49-5453	#50-5721
#51-5270	#52-5662	#53-5545	#54-5635	#55-5536	#56-5353	#57-5486	#58-5333	#59-5713	#60-5318
#61-5722	#62-5698	#63-5401	#64-5661	#65-5487	#66-5307	#67-5331	#68-5448	#69-5672	#70-5513
#71-5530	#72-5571	#73-5338	#74-5666	#75-5517	#76-5619	#77-5515	#78-5309	#79-5436	#80-5429
#81-5461	#82-5467	#83-5394	#84-5404	#85-5548	#86-5262	#87-5268	#88-5399	#89-5324	#90-5427
#91-5694	#92-5719	#93-5271	#94-5340	#95-5454	#96-5396	#97-5639	#98-5547	#99-5715	#100-5281

**Type 6 #9 [Back to Summary]**

**This table contains a list of 100 hop frequencies, randomly selected from 5250-5724MHz in 1MHz steps**

#01-5355	#02-5689	#03-5615	#04-5411	#05-5693	#06-5439	#07-5344	#08-5485	#09-5527	#10-5614
#11-5511	#12-5480	#13-5256	#14-5484	#15-5687	#16-5489	#17-5319	#18-5430	#19-5523	#20-5302
#21-5455	#22-5393	#23-5372	#24-5697	#25-5597	#26-5424	#27-5580	#28-5289	#29-5514	#30-5638
#31-5477	#32-5363	#33-5299	#34-5258	#35-5356	#36-5386	#37-5293	#38-5553	#39-5304	#40-5701
#41-5522	#42-5538	#43-5463	#44-5712	#45-5512	#46-5378	#47-5690	#48-5637	#49-5570	#50-5367
#51-5442	#52-5703	#53-5624	#54-5546	#55-5493	#56-5420	#57-5566	#58-5645	#59-5630	#60-5487
#61-5349	#62-5253	#63-5618	#64-5435	#65-5678	#66-5383	#67-5347	#68-5275	#69-5601	#70-5468
#71-5325	#72-5658	#73-5666	#74-5483	#75-5536	#76-5335	#77-5296	#78-5377	#79-5669	#80-5521
#81-5284	#82-5384	#83-5399	#84-5437	#85-5587	#86-5671	#87-5598	#88-5320	#89-5438	#90-5557
#91-5460	#92-5326	#93-5539	#94-5545	#95-5490	#96-5698	#97-5628	#98-5691	#99-5551	#100-5681

**Type 6 #10 [Back to Summary]**

**This table contains a list of 100 hop frequencies, randomly selected from 5250-5724MHz in 1MHz steps**

#01-5609	#02-5480	#03-5598	#04-5265	#05-5360	#06-5405	#07-5326	#08-5694	#09-5484	#10-5285
#11-5490	#12-5520	#13-5400	#14-5401	#15-5613	#16-5334	#17-5255	#18-5624	#19-5391	#20-5358
#21-5272	#22-5441	#23-5258	#24-5596	#25-5307	#26-5562	#27-5373	#28-5280	#29-5310	#30-5481
#31-5433	#32-5471	#33-5715	#34-5714	#35-5510	#36-5305	#37-5649	#38-5282	#39-5491	#40-5585
#41-5291	#42-5658	#43-5286	#44-5389	#45-5393	#46-5602	#47-5614	#48-5623	#49-5316	#50-5549
#51-5442	#52-5417	#53-5251	#54-5682	#55-5522	#56-5281	#57-5295	#58-5633	#59-5252	#60-5576
#61-5269	#62-5410	#63-5412	#64-5381	#65-5674	#66-5700	#67-5506	#68-5581	#69-5692	#70-5662
#71-5271	#72-5423	#73-5705	#74-5403	#75-5421	#76-5583	#77-5367	#78-5647	#79-5568	#80-5306
#81-5546	#82-5260	#83-5508	#84-5347	#85-5376	#86-5435	#87-5582	#88-5439	#89-5639	#90-5527
#91-5703	#92-5470	#93-5315	#94-5673	#95-5340	#96-5440	#97-5565	#98-5402	#99-5560	#100-5503

This test report may be reproduced in full only. The document may only be updated by MiCOM Labs personnel. All changes will be noted in the Document History section of the report.



**Title:** Radwin Ltd AP0158770 RF Wireless Module  
**To:** FCC 15.407 & Industry Canada RSS-247 Issue 1  
**Serial #:** RDWN39-U9c DFS Rev A  
**Issue Date:** 4<sup>th</sup> December 2015  
**Page:** 168 of 225

**Type 6 #11 [Back to Summary]**

**This table contains a list of 100 hop frequencies, randomly selected from 5250-5724MHz in 1MHz steps**

#01-5313	#02-5661	#03-5348	#04-5301	#05-5617	#06-5461	#07-5394	#08-5459	#09-5347	#10-5641
#11-5354	#12-5590	#13-5371	#14-5290	#15-5576	#16-5573	#17-5357	#18-5416	#19-5648	#20-5724
#21-5503	#22-5273	#23-5468	#24-5445	#25-5250	#26-5657	#27-5356	#28-5634	#29-5276	#30-5456
#31-5252	#32-5629	#33-5711	#34-5481	#35-5411	#36-5278	#37-5675	#38-5543	#39-5437	#40-5704
#41-5542	#42-5611	#43-5599	#44-5364	#45-5275	#46-5346	#47-5492	#48-5333	#49-5399	#50-5478
#51-5560	#52-5442	#53-5628	#54-5300	#55-5684	#56-5484	#57-5432	#58-5616	#59-5638	#60-5449
#61-5604	#62-5615	#63-5569	#64-5415	#65-5545	#66-5407	#67-5597	#68-5527	#69-5536	#70-5523
#71-5455	#72-5582	#73-5570	#74-5610	#75-5559	#76-5331	#77-5538	#78-5509	#79-5372	#80-5577
#81-5401	#82-5400	#83-5480	#84-5404	#85-5694	#86-5375	#87-5624	#88-5583	#89-5267	#90-5678
#91-5522	#92-5651	#93-5697	#94-5485	#95-5458	#96-5430	#97-5655	#98-5672	#99-5526	#100-5452

**Type 6 #12 [Back to Summary]**

**This table contains a list of 100 hop frequencies, randomly selected from 5250-5724MHz in 1MHz steps**

#01-5559	#02-5584	#03-5307	#04-5415	#05-5375	#06-5272	#07-5670	#08-5648	#09-5493	#10-5311
#11-5298	#12-5453	#13-5384	#14-5414	#15-5446	#16-5419	#17-5507	#18-5264	#19-5510	#20-5583
#21-5251	#22-5529	#23-5610	#24-5420	#25-5374	#26-5351	#27-5626	#28-5607	#29-5561	#30-5301
#31-5450	#32-5377	#33-5278	#34-5570	#35-5359	#36-5317	#37-5458	#38-5719	#39-5257	#40-5598
#41-5407	#42-5636	#43-5282	#44-5323	#45-5265	#46-5459	#47-5502	#48-5393	#49-5512	#50-5279
#51-5699	#52-5611	#53-5290	#54-5274	#55-5371	#56-5312	#57-5336	#58-5297	#59-5260	#60-5573
#61-5325	#62-5355	#63-5569	#64-5337	#65-5352	#66-5299	#67-5530	#68-5515	#69-5576	#70-5378
#71-5319	#72-5342	#73-5277	#74-5398	#75-5309	#76-5302	#77-5513	#78-5284	#79-5687	#80-5552
#81-5540	#82-5431	#83-5417	#84-5434	#85-5669	#86-5511	#87-5360	#88-5625	#89-5503	#90-5681
#91-5692	#92-5421	#93-5372	#94-5400	#95-5344	#96-5706	#97-5624	#98-5563	#99-5322	#100-5633

**Type 6 #13 [Back to Summary]**

**This table contains a list of 100 hop frequencies, randomly selected from 5250-5724MHz in 1MHz steps**

#01-5724	#02-5542	#03-5673	#04-5722	#05-5485	#06-5639	#07-5277	#08-5720	#09-5471	#10-5538
#11-5363	#12-5528	#13-5278	#14-5677	#15-5646	#16-5606	#17-5346	#18-5642	#19-5631	#20-5591
#21-5261	#22-5323	#23-5540	#24-5385	#25-5309	#26-5439	#27-5276	#28-5634	#29-5683	#30-5531
#31-5373	#32-5480	#33-5632	#34-5384	#35-5613	#36-5469	#37-5437	#38-5280	#39-5483	#40-5364
#41-5404	#42-5690	#43-5568	#44-5414	#45-5392	#46-5419	#47-5479	#48-5463	#49-5610	#50-5707
#51-5656	#52-5455	#53-5621	#54-5651	#55-5251	#56-5662	#57-5295	#58-5612	#59-5368	#60-5286
#61-5665	#62-5403	#63-5714	#64-5297	#65-5371	#66-5282	#67-5386	#68-5529	#69-5601	#70-5358
#71-5644	#72-5575	#73-5619	#74-5581	#75-5470	#76-5645	#77-5402	#78-5442	#79-5274	#80-5458
#81-5611	#82-5499	#83-5317	#84-5365	#85-5327	#86-5537	#87-5578	#88-5367	#89-5271	#90-5602
#91-5446	#92-5326	#93-5701	#94-5428	#95-5305	#96-5347	#97-5256	#98-5401	#99-5293	#100-5723

**Type 6 #14 [Back to Summary]**

**This table contains a list of 100 hop frequencies, randomly selected from 5250-5724MHz in 1MHz steps**

#01-5280	#02-5688	#03-5541	#04-5269	#05-5250	#06-5522	#07-5273	#08-5360	#09-5333	#10-5395
#11-5455	#12-5384	#13-5461	#14-5458	#15-5717	#16-5544	#17-5430	#18-5288	#19-5689	#20-5502
#21-5275	#22-5704	#23-5683	#24-5394	#25-5669	#26-5699	#27-5387	#28-5651	#29-5261	#30-5451

This test report may be reproduced in full only. The document may only be updated by MiCOM Labs personnel. All changes will be noted in the Document History section of the report.





**Title:** Radwin Ltd AP0158770 RF Wireless Module  
**To:** FCC 15.407 & Industry Canada RSS-247 Issue 1  
**Serial #:** RDWN39-U9c DFS Rev A  
**Issue Date:** 4<sup>th</sup> December 2015  
**Page:** 169 of 225

#31-5460	#32-5660	#33-5319	#34-5362	#35-5401	#36-5511	#37-5444	#38-5536	#39-5305	#40-5343
#41-5635	#42-5518	#43-5300	#44-5595	#45-5566	#46-5691	#47-5571	#48-5355	#49-5551	#50-5363
#51-5281	#52-5516	#53-5697	#54-5255	#55-5397	#56-5325	#57-5385	#58-5346	#59-5348	#60-5607
#61-5520	#62-5654	#63-5391	#64-5565	#65-5282	#66-5711	#67-5476	#68-5633	#69-5408	#70-5365
#71-5436	#72-5632	#73-5523	#74-5352	#75-5257	#76-5540	#77-5546	#78-5556	#79-5625	#80-5628
#81-5664	#82-5311	#83-5396	#84-5369	#85-5510	#86-5644	#87-5722	#88-5537	#89-5636	#90-5637
#91-5549	#92-5474	#93-5514	#94-5564	#95-5612	#96-5372	#97-5358	#98-5582	#99-5589	#100-5347

**Type 6 #15 [Back to Summary]**

**This table contains a list of 100 hop frequencies, randomly selected from 5250-5724MHz in 1MHz steps**

#01-5599	#02-5697	#03-5268	#04-5569	#05-5524	#06-5517	#07-5706	#08-5564	#09-5616	#10-5715
#11-5294	#12-5284	#13-5419	#14-5644	#15-5591	#16-5690	#17-5713	#18-5411	#19-5552	#20-5525
#21-5448	#22-5440	#23-5432	#24-5315	#25-5282	#26-5408	#27-5310	#28-5459	#29-5506	#30-5555
#31-5489	#32-5447	#33-5298	#34-5397	#35-5492	#36-5325	#37-5269	#38-5654	#39-5526	#40-5433
#41-5647	#42-5505	#43-5345	#44-5477	#45-5698	#46-5383	#47-5671	#48-5279	#49-5313	#50-5400
#51-5560	#52-5503	#53-5358	#54-5646	#55-5354	#56-5360	#57-5409	#58-5530	#59-5562	#60-5370
#61-5405	#62-5444	#63-5638	#64-5689	#65-5533	#66-5595	#67-5716	#68-5264	#69-5518	#70-5652
#71-5600	#72-5661	#73-5656	#74-5337	#75-5537	#76-5372	#77-5609	#78-5460	#79-5467	#80-5338
#81-5615	#82-5657	#83-5546	#84-5679	#85-5636	#86-5258	#87-5421	#88-5323	#89-5487	#90-5699
#91-5602	#92-5322	#93-5449	#94-5470	#95-5707	#96-5471	#97-5442	#98-5385	#99-5632	#100-5628

**Type 6 #16 [Back to Summary]**

**This table contains a list of 100 hop frequencies, randomly selected from 5250-5724MHz in 1MHz steps**

#01-5556	#02-5427	#03-5558	#04-5542	#05-5713	#06-5525	#07-5320	#08-5429	#09-5627	#10-5316
#11-5554	#12-5514	#13-5342	#14-5259	#15-5621	#16-5587	#17-5544	#18-5666	#19-5280	#20-5677
#21-5723	#22-5686	#23-5583	#24-5559	#25-5337	#26-5626	#27-5665	#28-5628	#29-5274	#30-5643
#31-5373	#32-5458	#33-5425	#34-5603	#35-5335	#36-5687	#37-5629	#38-5423	#39-5322	#40-5255
#41-5673	#42-5659	#43-5377	#44-5698	#45-5574	#46-5580	#47-5269	#48-5444	#49-5683	#50-5679
#51-5594	#52-5568	#53-5455	#54-5336	#55-5623	#56-5331	#57-5488	#58-5724	#59-5363	#60-5653
#61-5490	#62-5424	#63-5611	#64-5412	#65-5581	#66-5317	#67-5298	#68-5549	#69-5614	#70-5577
#71-5610	#72-5402	#73-5498	#74-5388	#75-5608	#76-5483	#77-5668	#78-5319	#79-5263	#80-5504
#81-5615	#82-5426	#83-5398	#84-5313	#85-5547	#86-5323	#87-5616	#88-5270	#89-5419	#90-5678
#91-5411	#92-5417	#93-5328	#94-5631	#95-5329	#96-5704	#97-5716	#98-5302	#99-5562	#100-5695

**Type 6 #17 [Back to Summary]**

**This table contains a list of 100 hop frequencies, randomly selected from 5250-5724MHz in 1MHz steps**

#01-5667	#02-5403	#03-5365	#04-5604	#05-5710	#06-5420	#07-5411	#08-5357	#09-5522	#10-5711
#11-5517	#12-5582	#13-5254	#14-5475	#15-5615	#16-5540	#17-5685	#18-5590	#19-5707	#20-5545
#21-5566	#22-5702	#23-5642	#24-5529	#25-5621	#26-5302	#27-5413	#28-5658	#29-5524	#30-5623
#31-5312	#32-5345	#33-5342	#34-5605	#35-5505	#36-5682	#37-5261	#38-5285	#39-5724	#40-5704
#41-5614	#42-5431	#43-5535	#44-5255	#45-5611	#46-5405	#47-5439	#48-5414	#49-5280	#50-5497
#51-5319	#52-5267	#53-5379	#54-5690	#55-5486	#56-5561	#57-5708	#58-5657	#59-5256	#60-5477
#61-5558	#62-5648	#63-5422	#64-5636	#65-5595	#66-5359	#67-5583	#68-5673	#69-5555	#70-5277
#71-5587	#72-5337	#73-5461	#74-5718	#75-5415	#76-5258	#77-5468	#78-5360	#79-5593	#80-5275

This test report may be reproduced in full only. The document may only be updated by MiCOM Labs personnel. All changes will be noted in the Document History section of the report.



**Title:** Radwin Ltd AP0158770 RF Wireless Module  
**To:** FCC 15.407 & Industry Canada RSS-247 Issue 1  
**Serial #:** RDWN39-U9c DFS Rev A  
**Issue Date:** 4<sup>th</sup> December 2015  
**Page:** 170 of 225

#81-5394	#82-5688	#83-5639	#84-5269	#85-5371	#86-5278	#87-5352	#88-5717	#89-5289	#90-5396
#91-5715	#92-5507	#93-5363	#94-5559	#95-5700	#96-5329	#97-5331	#98-5336	#99-5714	#100-5516

[Type 6 #18 \[Back to Summary\]](#)

**This table contains a list of 100 hop frequencies, randomly selected from 5250-5724MHz in 1MHz steps**

#01-5602	#02-5275	#03-5567	#04-5342	#05-5491	#06-5723	#07-5259	#08-5447	#09-5279	#10-5358
#11-5396	#12-5276	#13-5672	#14-5680	#15-5340	#16-5461	#17-5645	#18-5452	#19-5715	#20-5712
#21-5440	#22-5347	#23-5678	#24-5605	#25-5306	#26-5388	#27-5529	#28-5512	#29-5597	#30-5664
#31-5404	#32-5421	#33-5286	#34-5718	#35-5660	#36-5585	#37-5719	#38-5280	#39-5673	#40-5685
#41-5398	#42-5691	#43-5533	#44-5278	#45-5579	#46-5714	#47-5343	#48-5410	#49-5464	#50-5345
#51-5251	#52-5325	#53-5505	#54-5321	#55-5687	#56-5301	#57-5525	#58-5595	#59-5643	#60-5492
#61-5486	#62-5457	#63-5596	#64-5500	#65-5644	#66-5346	#67-5657	#68-5710	#69-5592	#70-5721
#71-5681	#72-5386	#73-5638	#74-5498	#75-5412	#76-5593	#77-5399	#78-5435	#79-5351	#80-5382
#81-5568	#82-5402	#83-5506	#84-5647	#85-5566	#86-5623	#87-5534	#88-5443	#89-5637	#90-5484
#91-5661	#92-5502	#93-5659	#94-5617	#95-5411	#96-5425	#97-5349	#98-5295	#99-5558	#100-5368

[Type 6 #19 \[Back to Summary\]](#)

**This table contains a list of 100 hop frequencies, randomly selected from 5250-5724MHz in 1MHz steps**

#01-5517	#02-5299	#03-5513	#04-5614	#05-5656	#06-5445	#07-5457	#08-5390	#09-5353	#10-5443
#11-5404	#12-5388	#13-5424	#14-5341	#15-5336	#16-5307	#17-5528	#18-5521	#19-5462	#20-5668
#21-5616	#22-5403	#23-5561	#24-5634	#25-5658	#26-5506	#27-5274	#28-5651	#29-5510	#30-5469
#31-5357	#32-5512	#33-5387	#34-5379	#35-5360	#36-5645	#37-5511	#38-5690	#39-5547	#40-5302
#41-5534	#42-5595	#43-5467	#44-5348	#45-5320	#46-5338	#47-5539	#48-5545	#49-5499	#50-5346
#51-5425	#52-5625	#53-5620	#54-5676	#55-5704	#56-5723	#57-5664	#58-5433	#59-5464	#60-5568
#61-5394	#62-5617	#63-5250	#64-5294	#65-5548	#66-5701	#67-5266	#68-5556	#69-5639	#70-5332
#71-5533	#72-5344	#73-5536	#74-5313	#75-5679	#76-5562	#77-5695	#78-5648	#79-5583	#80-5416
#81-5687	#82-5479	#83-5622	#84-5409	#85-5665	#86-5275	#87-5363	#88-5691	#89-5450	#90-5381
#91-5456	#92-5398	#93-5496	#94-5362	#95-5402	#96-5529	#97-5431	#98-5542	#99-5581	#100-5417

[Type 6 #20 \[Back to Summary\]](#)

**This table contains a list of 100 hop frequencies, randomly selected from 5250-5724MHz in 1MHz steps**

#01-5586	#02-5600	#03-5479	#04-5626	#05-5597	#06-5471	#07-5477	#08-5450	#09-5288	#10-5539
#11-5651	#12-5541	#13-5446	#14-5478	#15-5530	#16-5525	#17-5303	#18-5366	#19-5333	#20-5688
#21-5330	#22-5590	#23-5639	#24-5432	#25-5543	#26-5369	#27-5640	#28-5709	#29-5403	#30-5662
#31-5535	#32-5552	#33-5498	#34-5652	#35-5400	#36-5609	#37-5661	#38-5343	#39-5704	#40-5628
#41-5255	#42-5483	#43-5584	#44-5569	#45-5545	#46-5680	#47-5300	#48-5388	#49-5630	#50-5480
#51-5426	#52-5253	#53-5618	#54-5337	#55-5720	#56-5686	#57-5296	#58-5304	#59-5352	#60-5562
#61-5466	#62-5602	#63-5714	#64-5673	#65-5551	#66-5380	#67-5641	#68-5367	#69-5272	#70-5353
#71-5310	#72-5325	#73-5357	#74-5305	#75-5587	#76-5629	#77-5318	#78-5502	#79-5328	#80-5648
#81-5485	#82-5531	#83-5659	#84-5410	#85-5656	#86-5438	#87-5563	#88-5315	#89-5513	#90-5598
#91-5706	#92-5453	#93-5556	#94-5256	#95-5474	#96-5258	#97-5363	#98-5624	#99-5558	#100-5262

This test report may be reproduced in full only. The document may only be updated by MiCOM Labs personnel. All changes will be noted in the Document History section of the report.



**Title:** Radwin Ltd AP0158770 RF Wireless Module  
**To:** FCC 15.407 & Industry Canada RSS-247 Issue 1  
**Serial #:** RDWN39-U9c DFS Rev A  
**Issue Date:** 4<sup>th</sup> December 2015  
**Page:** 171 of 225

**Type 6 #21 [Back to Summary]**

**This table contains a list of 100 hop frequencies, randomly selected from 5250-5724MHz in 1MHz steps**

#01-5612	#02-5630	#03-5433	#04-5522	#05-5441	#06-5283	#07-5310	#08-5387	#09-5685	#10-5367
#11-5559	#12-5304	#13-5512	#14-5619	#15-5666	#16-5327	#17-5607	#18-5709	#19-5476	#20-5719
#21-5536	#22-5484	#23-5324	#24-5384	#25-5322	#26-5581	#27-5568	#28-5494	#29-5338	#30-5535
#31-5331	#32-5631	#33-5351	#34-5398	#35-5294	#36-5532	#37-5379	#38-5687	#39-5571	#40-5254
#41-5376	#42-5637	#43-5589	#44-5618	#45-5501	#46-5468	#47-5580	#48-5316	#49-5636	#50-5481
#51-5419	#52-5563	#53-5450	#54-5378	#55-5556	#56-5299	#57-5449	#58-5585	#59-5440	#60-5541
#61-5298	#62-5400	#63-5285	#64-5652	#65-5678	#66-5364	#67-5574	#68-5383	#69-5673	#70-5644
#71-5633	#72-5714	#73-5410	#74-5459	#75-5490	#76-5546	#77-5362	#78-5712	#79-5427	#80-5426
#81-5483	#82-5672	#83-5640	#84-5700	#85-5329	#86-5488	#87-5711	#88-5438	#89-5487	#90-5553
#91-5691	#92-5547	#93-5354	#94-5256	#95-5657	#96-5688	#97-5562	#98-5282	#99-5573	#100-5290

**Type 6 #22 [Back to Summary]**

**This table contains a list of 100 hop frequencies, randomly selected from 5250-5724MHz in 1MHz steps**

#01-5532	#02-5347	#03-5534	#04-5627	#05-5472	#06-5452	#07-5363	#08-5597	#09-5346	#10-5373
#11-5418	#12-5415	#13-5416	#14-5658	#15-5408	#16-5593	#17-5405	#18-5401	#19-5504	#20-5526
#21-5332	#22-5333	#23-5630	#24-5524	#25-5723	#26-5258	#27-5706	#28-5494	#29-5463	#30-5467
#31-5604	#32-5718	#33-5664	#34-5632	#35-5358	#36-5603	#37-5520	#38-5586	#39-5488	#40-5651
#41-5324	#42-5455	#43-5391	#44-5430	#45-5522	#46-5381	#47-5663	#48-5322	#49-5499	#50-5344
#51-5406	#52-5606	#53-5710	#54-5297	#55-5682	#56-5449	#57-5441	#58-5259	#59-5629	#60-5464
#61-5470	#62-5594	#63-5383	#64-5493	#65-5425	#66-5476	#67-5508	#68-5550	#69-5529	#70-5544
#71-5637	#72-5578	#73-5602	#74-5666	#75-5450	#76-5252	#77-5591	#78-5319	#79-5634	#80-5720
#81-5368	#82-5310	#83-5617	#84-5674	#85-5412	#86-5511	#87-5681	#88-5273	#89-5321	#90-5512
#91-5662	#92-5404	#93-5497	#94-5695	#95-5271	#96-5587	#97-5693	#98-5569	#99-5329	#100-5507

**Type 6 #23 [Back to Summary]**

**This table contains a list of 100 hop frequencies, randomly selected from 5250-5724MHz in 1MHz steps**

#01-5716	#02-5257	#03-5287	#04-5395	#05-5560	#06-5599	#07-5264	#08-5544	#09-5494	#10-5417
#11-5584	#12-5558	#13-5640	#14-5367	#15-5536	#16-5587	#17-5613	#18-5397	#19-5721	#20-5531
#21-5404	#22-5512	#23-5630	#24-5686	#25-5639	#26-5387	#27-5274	#28-5347	#29-5447	#30-5280
#31-5601	#32-5297	#33-5595	#34-5377	#35-5421	#36-5503	#37-5644	#38-5603	#39-5594	#40-5581
#41-5307	#42-5693	#43-5418	#44-5654	#45-5296	#46-5570	#47-5578	#48-5459	#49-5250	#50-5330
#51-5709	#52-5573	#53-5523	#54-5352	#55-5453	#56-5326	#57-5480	#58-5423	#59-5574	#60-5642
#61-5346	#62-5464	#63-5540	#64-5688	#65-5513	#66-5670	#67-5283	#68-5667	#69-5259	#70-5528
#71-5390	#72-5474	#73-5436	#74-5344	#75-5700	#76-5319	#77-5612	#78-5446	#79-5675	#80-5617
#81-5449	#82-5321	#83-5401	#84-5568	#85-5373	#86-5256	#87-5389	#88-5596	#89-5678	#90-5364
#91-5484	#92-5606	#93-5317	#94-5632	#95-5426	#96-5308	#97-5320	#98-5430	#99-5432	#100-5299

**Type 6 #24 [Back to Summary]**

**This table contains a list of 100 hop frequencies, randomly selected from 5250-5724MHz in 1MHz steps**

#01-5641	#02-5358	#03-5377	#04-5411	#05-5410	#06-5617	#07-5402	#08-5279	#09-5625	#10-5514
#11-5648	#12-5337	#13-5488	#14-5702	#15-5607	#16-5349	#17-5610	#18-5356	#19-5383	#20-5334
#21-5564	#22-5390	#23-5586	#24-5405	#25-5437	#26-5463	#27-5435	#28-5387	#29-5604	#30-5436

This test report may be reproduced in full only. The document may only be updated by MiCOM Labs personnel. All changes will be noted in the Document History section of the report.



**Title:** Radwin Ltd AP0158770 RF Wireless Module  
**To:** FCC 15.407 & Industry Canada RSS-247 Issue 1  
**Serial #:** RDWN39-U9c DFS Rev A  
**Issue Date:** 4<sup>th</sup> December 2015  
**Page:** 172 of 225

#31-5266	#32-5272	#33-5584	#34-5273	#35-5407	#36-5687	#37-5529	#38-5579	#39-5359	#40-5695
#41-5414	#42-5440	#43-5397	#44-5714	#45-5553	#46-5654	#47-5544	#48-5684	#49-5434	#50-5324
#51-5298	#52-5690	#53-5326	#54-5693	#55-5515	#56-5255	#57-5698	#58-5403	#59-5613	#60-5569
#61-5634	#62-5462	#63-5320	#64-5595	#65-5380	#66-5368	#67-5583	#68-5666	#69-5552	#70-5699
#71-5594	#72-5700	#73-5395	#74-5258	#75-5447	#76-5616	#77-5428	#78-5420	#79-5362	#80-5306
#81-5282	#82-5615	#83-5483	#84-5401	#85-5376	#86-5457	#87-5505	#88-5369	#89-5423	#90-5536
#91-5685	#92-5267	#93-5511	#94-5496	#95-5493	#96-5715	#97-5717	#98-5722	#99-5501	#100-5677

**Type 6 #25 [Back to Summary]**

**This table contains a list of 100 hop frequencies, randomly selected from 5250-5724MHz in 1MHz steps**

#01-5309	#02-5463	#03-5350	#04-5351	#05-5538	#06-5347	#07-5477	#08-5514	#09-5658	#10-5426
#11-5564	#12-5433	#13-5386	#14-5444	#15-5417	#16-5656	#17-5328	#18-5460	#19-5298	#20-5655
#21-5410	#22-5634	#23-5590	#24-5450	#25-5315	#26-5550	#27-5623	#28-5363	#29-5404	#30-5607
#31-5661	#32-5563	#33-5397	#34-5292	#35-5602	#36-5699	#37-5555	#38-5326	#39-5308	#40-5585
#41-5577	#42-5320	#43-5654	#44-5532	#45-5522	#46-5676	#47-5423	#48-5282	#49-5705	#50-5271
#51-5624	#52-5554	#53-5485	#54-5626	#55-5472	#56-5579	#57-5711	#58-5360	#59-5445	#60-5543
#61-5627	#62-5595	#63-5713	#64-5402	#65-5540	#66-5681	#67-5497	#68-5384	#69-5714	#70-5319
#71-5657	#72-5306	#73-5519	#74-5521	#75-5508	#76-5479	#77-5411	#78-5338	#79-5289	#80-5574
#81-5680	#82-5541	#83-5498	#84-5462	#85-5367	#86-5323	#87-5333	#88-5528	#89-5454	#90-5598
#91-5381	#92-5501	#93-5276	#94-5331	#95-5369	#96-5359	#97-5650	#98-5716	#99-5677	#100-5691

**Type 6 #26 [Back to Summary]**

**This table contains a list of 100 hop frequencies, randomly selected from 5250-5724MHz in 1MHz steps**

#01-5497	#02-5690	#03-5355	#04-5689	#05-5292	#06-5478	#07-5550	#08-5271	#09-5405	#10-5694
#11-5672	#12-5304	#13-5464	#14-5664	#15-5423	#16-5608	#17-5413	#18-5580	#19-5510	#20-5446
#21-5539	#22-5650	#23-5268	#24-5494	#25-5571	#26-5397	#27-5705	#28-5274	#29-5704	#30-5364
#31-5676	#32-5589	#33-5532	#34-5402	#35-5692	#36-5369	#37-5485	#38-5700	#39-5298	#40-5346
#41-5329	#42-5607	#43-5591	#44-5430	#45-5688	#46-5475	#47-5486	#48-5455	#49-5480	#50-5401
#51-5671	#52-5586	#53-5367	#54-5620	#55-5498	#56-5525	#57-5291	#58-5267	#59-5707	#60-5440
#61-5657	#62-5699	#63-5270	#64-5641	#65-5294	#66-5345	#67-5535	#68-5443	#69-5674	#70-5461
#71-5415	#72-5530	#73-5311	#74-5479	#75-5602	#76-5634	#77-5484	#78-5358	#79-5381	#80-5368
#81-5356	#82-5252	#83-5590	#84-5451	#85-5658	#86-5514	#87-5416	#88-5659	#89-5456	#90-5667
#91-5559	#92-5442	#93-5645	#94-5332	#95-5682	#96-5622	#97-5460	#98-5420	#99-5339	#100-5698

**Type 6 #27 [Back to Summary]**

**This table contains a list of 100 hop frequencies, randomly selected from 5250-5724MHz in 1MHz steps**

#01-5464	#02-5537	#03-5414	#04-5357	#05-5473	#06-5332	#07-5526	#08-5580	#09-5540	#10-5535
#11-5292	#12-5479	#13-5333	#14-5625	#15-5389	#16-5265	#17-5671	#18-5318	#19-5523	#20-5596
#21-5319	#22-5368	#23-5644	#24-5410	#25-5687	#26-5564	#27-5275	#28-5423	#29-5471	#30-5720
#31-5660	#32-5574	#33-5501	#34-5478	#35-5283	#36-5492	#37-5494	#38-5406	#39-5598	#40-5334
#41-5382	#42-5600	#43-5377	#44-5274	#45-5399	#46-5442	#47-5561	#48-5432	#49-5543	#50-5606
#51-5513	#52-5351	#53-5604	#54-5467	#55-5628	#56-5345	#57-5617	#58-5254	#59-5395	#60-5633
#61-5307	#62-5353	#63-5358	#64-5544	#65-5599	#66-5443	#67-5702	#68-5579	#69-5591	#70-5621
#71-5496	#72-5515	#73-5445	#74-5438	#75-5463	#76-5716	#77-5620	#78-5260	#79-5252	#80-5567

This test report may be reproduced in full only. The document may only be updated by MiCOM Labs personnel. All changes will be noted in the Document History section of the report.



**Title:** Radwin Ltd AP0158770 RF Wireless Module  
**To:** FCC 15.407 & Industry Canada RSS-247 Issue 1  
**Serial #:** RDWN39-U9c DFS Rev A  
**Issue Date:** 4<sup>th</sup> December 2015  
**Page:** 173 of 225

#81-5590	#82-5457	#83-5559	#84-5695	#85-5284	#86-5575	#87-5663	#88-5489	#89-5261	#90-5689
#91-5277	#92-5279	#93-5557	#94-5681	#95-5465	#96-5707	#97-5566	#98-5646	#99-5359	#100-5723

**Type 6 #28 [Back to Summary]**

**This table contains a list of 100 hop frequencies, randomly selected from 5250-5724MHz in 1MHz steps**

#01-5631	#02-5415	#03-5253	#04-5435	#05-5353	#06-5721	#07-5719	#08-5625	#09-5464	#10-5473
#11-5493	#12-5337	#13-5290	#14-5668	#15-5254	#16-5653	#17-5272	#18-5257	#19-5503	#20-5480
#21-5411	#22-5434	#23-5675	#24-5409	#25-5471	#26-5304	#27-5279	#28-5269	#29-5251	#30-5682
#31-5481	#32-5459	#33-5652	#34-5529	#35-5280	#36-5389	#37-5559	#38-5602	#39-5495	#40-5360
#41-5308	#42-5537	#43-5530	#44-5724	#45-5470	#46-5359	#47-5458	#48-5521	#49-5702	#50-5637
#51-5624	#52-5352	#53-5469	#54-5401	#55-5544	#56-5484	#57-5669	#58-5500	#59-5664	#60-5595
#61-5611	#62-5463	#63-5515	#64-5262	#65-5362	#66-5638	#67-5590	#68-5343	#69-5395	#70-5487
#71-5393	#72-5422	#73-5599	#74-5628	#75-5676	#76-5663	#77-5361	#78-5571	#79-5483	#80-5291
#81-5338	#82-5378	#83-5715	#84-5501	#85-5525	#86-5460	#87-5629	#88-5615	#89-5351	#90-5555
#91-5489	#92-5421	#93-5324	#94-5265	#95-5711	#96-5592	#97-5722	#98-5514	#99-5608	#100-5479

**Type 6 #29 [Back to Summary]**

**This table contains a list of 100 hop frequencies, randomly selected from 5250-5724MHz in 1MHz steps**

#01-5590	#02-5325	#03-5703	#04-5380	#05-5641	#06-5532	#07-5255	#08-5389	#09-5343	#10-5362
#11-5569	#12-5374	#13-5457	#14-5608	#15-5612	#16-5586	#17-5393	#18-5427	#19-5685	#20-5453
#21-5293	#22-5656	#23-5628	#24-5250	#25-5524	#26-5613	#27-5689	#28-5320	#29-5364	#30-5307
#31-5600	#32-5654	#33-5519	#34-5554	#35-5513	#36-5639	#37-5522	#38-5394	#39-5544	#40-5346
#41-5609	#42-5687	#43-5462	#44-5377	#45-5576	#46-5674	#47-5353	#48-5705	#49-5386	#50-5370
#51-5430	#52-5402	#53-5341	#54-5435	#55-5658	#56-5422	#57-5580	#58-5278	#59-5567	#60-5660
#61-5274	#62-5286	#63-5487	#64-5640	#65-5579	#66-5627	#67-5344	#68-5697	#69-5313	#70-5723
#71-5588	#72-5568	#73-5330	#74-5444	#75-5501	#76-5399	#77-5575	#78-5340	#79-5661	#80-5419
#81-5428	#82-5368	#83-5467	#84-5539	#85-5515	#86-5504	#87-5663	#88-5426	#89-5614	#90-5630
#91-5259	#92-5257	#93-5322	#94-5371	#95-5546	#96-5497	#97-5355	#98-5464	#99-5645	#100-5553

**Type 6 #30 [Back to Summary]**

**This table contains a list of 100 hop frequencies, randomly selected from 5250-5724MHz in 1MHz steps**

#01-5255	#02-5673	#03-5706	#04-5570	#05-5296	#06-5349	#07-5317	#08-5389	#09-5401	#10-5508
#11-5489	#12-5480	#13-5494	#14-5434	#15-5342	#16-5334	#17-5619	#18-5392	#19-5267	#20-5611
#21-5463	#22-5424	#23-5577	#24-5332	#25-5630	#26-5540	#27-5598	#28-5687	#29-5655	#30-5263
#31-5365	#32-5546	#33-5715	#34-5534	#35-5567	#36-5522	#37-5353	#38-5616	#39-5326	#40-5547
#41-5521	#42-5668	#43-5372	#44-5495	#45-5502	#46-5553	#47-5662	#48-5454	#49-5603	#50-5688
#51-5446	#52-5283	#53-5340	#54-5500	#55-5498	#56-5379	#57-5488	#58-5390	#59-5533	#60-5444
#61-5427	#62-5470	#63-5373	#64-5659	#65-5503	#66-5625	#67-5536	#68-5515	#69-5666	#70-5314
#71-5537	#72-5302	#73-5331	#74-5555	#75-5327	#76-5393	#77-5482	#78-5300	#79-5643	#80-5512
#81-5284	#82-5318	#83-5590	#84-5476	#85-5517	#86-5344	#87-5447	#88-5602	#89-5371	#90-5299
#91-5286	#92-5678	#93-5337	#94-5437	#95-5505	#96-5694	#97-5398	#98-5297	#99-5657	#100-5313

This test report may be reproduced in full only. The document may only be updated by MiCOM Labs personnel. All changes will be noted in the Document History section of the report.



**Title:** Radwin Ltd AP0158770 RF Wireless Module  
**To:** FCC 15.407 & Industry Canada RSS-247 Issue 1  
**Serial #:** RDWN39-U9c DFS Rev A  
**Issue Date:** 4<sup>th</sup> December 2015  
**Page:** 174 of 225

**Type 6 #1 [Back to Summary]**

**This table contains a list of 100 hop frequencies, randomly selected from 5250-5724MHz in 1MHz steps**

#01-5632	#02-5706	#03-5630	#04-5309	#05-5448	#06-5525	#07-5288	#08-5256	#09-5500	#10-5533
#11-5292	#12-5352	#13-5274	#14-5715	#15-5597	#16-5609	#17-5555	#18-5297	#19-5608	#20-5618
#21-5568	#22-5556	#23-5670	#24-5677	#25-5516	#26-5362	#27-5537	#28-5331	#29-5604	#30-5466
#31-5494	#32-5296	#33-5546	#34-5424	#35-5411	#36-5270	#37-5316	#38-5450	#39-5413	#40-5638
#41-5393	#42-5381	#43-5510	#44-5610	#45-5622	#46-5470	#47-5642	#48-5254	#49-5290	#50-5326
#51-5285	#52-5678	#53-5357	#54-5657	#55-5412	#56-5476	#57-5649	#58-5620	#59-5551	#60-5582
#61-5703	#62-5418	#63-5422	#64-5333	#65-5650	#66-5403	#67-5447	#68-5598	#69-5501	#70-5355
#71-5507	#72-5385	#73-5576	#74-5531	#75-5446	#76-5388	#77-5548	#78-5490	#79-5255	#80-5572
#81-5522	#82-5686	#83-5723	#84-5519	#85-5392	#86-5554	#87-5489	#88-5337	#89-5536	#90-5342
#91-5558	#92-5526	#93-5697	#94-5317	#95-5445	#96-5514	#97-5695	#98-5502	#99-5639	#100-5560

**Type 6 #2 [Back to Summary]**

**This table contains a list of 100 hop frequencies, randomly selected from 5250-5724MHz in 1MHz steps**

#01-5669	#02-5453	#03-5639	#04-5510	#05-5252	#06-5342	#07-5697	#08-5672	#09-5283	#10-5486
#11-5378	#12-5441	#13-5449	#14-5328	#15-5359	#16-5525	#17-5268	#18-5676	#19-5722	#20-5706
#21-5484	#22-5698	#23-5645	#24-5259	#25-5321	#26-5353	#27-5466	#28-5500	#29-5611	#30-5657
#31-5699	#32-5414	#33-5412	#34-5575	#35-5663	#36-5640	#37-5703	#38-5334	#39-5443	#40-5430
#41-5394	#42-5524	#43-5290	#44-5568	#45-5601	#46-5720	#47-5302	#48-5405	#49-5419	#50-5688
#51-5550	#52-5540	#53-5326	#54-5696	#55-5532	#56-5629	#57-5439	#58-5624	#59-5708	#60-5480
#61-5422	#62-5397	#63-5553	#64-5403	#65-5276	#66-5287	#67-5478	#68-5420	#69-5609	#70-5289
#71-5591	#72-5529	#73-5526	#74-5340	#75-5423	#76-5604	#77-5415	#78-5444	#79-5357	#80-5306
#81-5311	#82-5330	#83-5376	#84-5694	#85-5398	#86-5599	#87-5335	#88-5603	#89-5380	#90-5261
#91-5514	#92-5435	#93-5460	#94-5675	#95-5461	#96-5574	#97-5683	#98-5549	#99-5709	#100-5534

**Type 6 #3 [Back to Summary]**

**This table contains a list of 100 hop frequencies, randomly selected from 5250-5724MHz in 1MHz steps**

#01-5444	#02-5347	#03-5271	#04-5263	#05-5711	#06-5522	#07-5652	#08-5463	#09-5719	#10-5516
#11-5651	#12-5419	#13-5341	#14-5270	#15-5584	#16-5255	#17-5402	#18-5676	#19-5599	#20-5289
#21-5598	#22-5499	#23-5406	#24-5318	#25-5575	#26-5367	#27-5297	#28-5393	#29-5251	#30-5595
#31-5398	#32-5482	#33-5326	#34-5520	#35-5657	#36-5597	#37-5377	#38-5585	#39-5349	#40-5331
#41-5452	#42-5523	#43-5643	#44-5533	#45-5506	#46-5605	#47-5355	#48-5602	#49-5409	#50-5422
#51-5257	#52-5674	#53-5670	#54-5661	#55-5669	#56-5665	#57-5677	#58-5413	#59-5593	#60-5475
#61-5509	#62-5462	#63-5373	#64-5368	#65-5342	#66-5546	#67-5338	#68-5541	#69-5576	#70-5518
#71-5561	#72-5325	#73-5704	#74-5488	#75-5319	#76-5487	#77-5666	#78-5515	#79-5566	#80-5423
#81-5390	#82-5532	#83-5380	#84-5712	#85-5656	#86-5424	#87-5481	#88-5581	#89-5667	#90-5310
#91-5396	#92-5524	#93-5364	#94-5309	#95-5266	#96-5616	#97-5405	#98-5359	#99-5586	#100-5690

**Type 6 #4 [Back to Summary]**

**This table contains a list of 100 hop frequencies, randomly selected from 5250-5724MHz in 1MHz steps**

#01-5426	#02-5417	#03-5343	#04-5355	#05-5533	#06-5719	#07-5621	#08-5675	#09-5702	#10-5611
#11-5686	#12-5687	#13-5351	#14-5305	#15-5427	#16-5368	#17-5344	#18-5662	#19-5618	#20-5264
#21-5557	#22-5688	#23-5395	#24-5631	#25-5428	#26-5649	#27-5624	#28-5283	#29-5542	#30-5709

This test report may be reproduced in full only. The document may only be updated by MiCOM Labs personnel. All changes will be noted in the Document History section of the report.



**Title:** Radwin Ltd AP0158770 RF Wireless Module  
**To:** FCC 15.407 & Industry Canada RSS-247 Issue 1  
**Serial #:** RDWN39-U9c DFS Rev A  
**Issue Date:** 4<sup>th</sup> December 2015  
**Page:** 175 of 225

#31-5376	#32-5271	#33-5722	#34-5272	#35-5479	#36-5257	#37-5328	#38-5375	#39-5297	#40-5673
#41-5414	#42-5446	#43-5547	#44-5477	#45-5451	#46-5347	#47-5640	#48-5560	#49-5354	#50-5487
#51-5312	#52-5468	#53-5465	#54-5572	#55-5382	#56-5463	#57-5437	#58-5652	#59-5608	#60-5345
#61-5587	#62-5383	#63-5717	#64-5484	#65-5664	#66-5689	#67-5550	#68-5420	#69-5289	#70-5693
#71-5614	#72-5670	#73-5574	#74-5361	#75-5390	#76-5643	#77-5429	#78-5331	#79-5259	#80-5313
#81-5654	#82-5647	#83-5633	#84-5531	#85-5400	#86-5266	#87-5616	#88-5448	#89-5577	#90-5552
#91-5554	#92-5511	#93-5562	#94-5260	#95-5659	#96-5447	#97-5579	#98-5520	#99-5322	#100-5353

**Type 6 #5 [Back to Summary]**

**This table contains a list of 100 hop frequencies, randomly selected from 5250-5724MHz in 1MHz steps**

#01-5257	#02-5571	#03-5599	#04-5282	#05-5657	#06-5327	#07-5320	#08-5576	#09-5383	#10-5539
#11-5438	#12-5533	#13-5435	#14-5398	#15-5495	#16-5450	#17-5342	#18-5271	#19-5297	#20-5561
#21-5650	#22-5643	#23-5673	#24-5422	#25-5302	#26-5719	#27-5583	#28-5553	#29-5303	#30-5261
#31-5402	#32-5593	#33-5668	#34-5606	#35-5609	#36-5602	#37-5544	#38-5619	#39-5710	#40-5483
#41-5390	#42-5377	#43-5568	#44-5373	#45-5451	#46-5474	#47-5298	#48-5573	#49-5379	#50-5427
#51-5701	#52-5698	#53-5486	#54-5339	#55-5622	#56-5704	#57-5663	#58-5469	#59-5492	#60-5522
#61-5372	#62-5386	#63-5570	#64-5590	#65-5554	#66-5513	#67-5617	#68-5636	#69-5523	#70-5376
#71-5312	#72-5510	#73-5515	#74-5354	#75-5534	#76-5649	#77-5559	#78-5426	#79-5432	#80-5428
#81-5519	#82-5361	#83-5565	#84-5681	#85-5490	#86-5716	#87-5592	#88-5255	#89-5527	#90-5586
#91-5644	#92-5680	#93-5468	#94-5629	#95-5574	#96-5408	#97-5642	#98-5549	#99-5518	#100-5378

**Type 6 #6 [Back to Summary]**

**This table contains a list of 100 hop frequencies, randomly selected from 5250-5724MHz in 1MHz steps**

#01-5378	#02-5417	#03-5660	#04-5512	#05-5598	#06-5538	#07-5685	#08-5675	#09-5407	#10-5375
#11-5719	#12-5638	#13-5524	#14-5683	#15-5419	#16-5546	#17-5335	#18-5642	#19-5509	#20-5647
#21-5496	#22-5714	#23-5575	#24-5274	#25-5431	#26-5654	#27-5576	#28-5708	#29-5510	#30-5695
#31-5436	#32-5707	#33-5513	#34-5555	#35-5454	#36-5442	#37-5472	#38-5429	#39-5519	#40-5515
#41-5291	#42-5668	#43-5671	#44-5404	#45-5339	#46-5322	#47-5250	#48-5289	#49-5595	#50-5607
#51-5389	#52-5567	#53-5636	#54-5487	#55-5416	#56-5608	#57-5358	#58-5692	#59-5383	#60-5590
#61-5273	#62-5452	#63-5541	#64-5631	#65-5716	#66-5606	#67-5317	#68-5425	#69-5644	#70-5535
#71-5306	#72-5483	#73-5421	#74-5618	#75-5676	#76-5655	#77-5565	#78-5350	#79-5296	#80-5643
#81-5691	#82-5552	#83-5558	#84-5363	#85-5609	#86-5295	#87-5653	#88-5492	#89-5563	#90-5376
#91-5424	#92-5498	#93-5348	#94-5441	#95-5327	#96-5697	#97-5688	#98-5578	#99-5403	#100-5505

**Type 6 #7 [Back to Summary]**

**This table contains a list of 100 hop frequencies, randomly selected from 5250-5724MHz in 1MHz steps**

#01-5653	#02-5624	#03-5661	#04-5323	#05-5432	#06-5330	#07-5342	#08-5612	#09-5441	#10-5450
#11-5684	#12-5322	#13-5639	#14-5345	#15-5483	#16-5312	#17-5284	#18-5489	#19-5377	#20-5715
#21-5393	#22-5361	#23-5534	#24-5648	#25-5520	#26-5484	#27-5431	#28-5683	#29-5396	#30-5386
#31-5442	#32-5411	#33-5490	#34-5436	#35-5623	#36-5659	#37-5427	#38-5536	#39-5588	#40-5572
#41-5399	#42-5676	#43-5699	#44-5539	#45-5275	#46-5526	#47-5707	#48-5463	#49-5357	#50-5339
#51-5382	#52-5412	#53-5542	#54-5263	#55-5527	#56-5672	#57-5383	#58-5465	#59-5305	#60-5257
#61-5523	#62-5557	#63-5453	#64-5446	#65-5548	#66-5609	#67-5473	#68-5625	#69-5530	#70-5566
#71-5426	#72-5560	#73-5359	#74-5495	#75-5449	#76-5469	#77-5289	#78-5457	#79-5353	#80-5278

This test report may be reproduced in full only. The document may only be updated by MiCOM Labs personnel. All changes will be noted in the Document History section of the report.



**Title:** Radwin Ltd AP0158770 RF Wireless Module  
**To:** FCC 15.407 & Industry Canada RSS-247 Issue 1  
**Serial #:** RDWN39-U9c DFS Rev A  
**Issue Date:** 4<sup>th</sup> December 2015  
**Page:** 176 of 225

#81-5328	#82-5324	#83-5569	#84-5414	#85-5259	#86-5641	#87-5673	#88-5265	#89-5460	#90-5604
#91-5691	#92-5266	#93-5511	#94-5472	#95-5430	#96-5438	#97-5577	#98-5571	#99-5644	#100-5366

**Type 6 #8 [Back to Summary]**

**This table contains a list of 100 hop frequencies, randomly selected from 5250-5724MHz in 1MHz steps**

#01-5504	#02-5629	#03-5282	#04-5714	#05-5424	#06-5638	#07-5426	#08-5572	#09-5628	#10-5494
#11-5479	#12-5379	#13-5365	#14-5704	#15-5445	#16-5464	#17-5709	#18-5581	#19-5550	#20-5706
#21-5546	#22-5593	#23-5342	#24-5302	#25-5610	#26-5663	#27-5555	#28-5541	#29-5276	#30-5640
#31-5425	#32-5481	#33-5405	#34-5689	#35-5315	#36-5509	#37-5701	#38-5652	#39-5499	#40-5351
#41-5284	#42-5313	#43-5496	#44-5688	#45-5668	#46-5395	#47-5660	#48-5691	#49-5453	#50-5721
#51-5270	#52-5662	#53-5545	#54-5635	#55-5536	#56-5353	#57-5486	#58-5333	#59-5713	#60-5318
#61-5722	#62-5698	#63-5401	#64-5661	#65-5487	#66-5307	#67-5331	#68-5448	#69-5672	#70-5513
#71-5530	#72-5571	#73-5338	#74-5666	#75-5517	#76-5619	#77-5515	#78-5309	#79-5436	#80-5429
#81-5461	#82-5467	#83-5394	#84-5404	#85-5548	#86-5262	#87-5268	#88-5399	#89-5324	#90-5427
#91-5694	#92-5719	#93-5271	#94-5340	#95-5454	#96-5396	#97-5639	#98-5547	#99-5715	#100-5281

**Type 6 #9 [Back to Summary]**

**This table contains a list of 100 hop frequencies, randomly selected from 5250-5724MHz in 1MHz steps**

#01-5355	#02-5689	#03-5615	#04-5411	#05-5693	#06-5439	#07-5344	#08-5485	#09-5527	#10-5614
#11-5511	#12-5480	#13-5256	#14-5484	#15-5687	#16-5489	#17-5319	#18-5430	#19-5523	#20-5302
#21-5455	#22-5393	#23-5372	#24-5697	#25-5597	#26-5424	#27-5580	#28-5289	#29-5514	#30-5638
#31-5477	#32-5363	#33-5299	#34-5258	#35-5356	#36-5386	#37-5293	#38-5553	#39-5304	#40-5701
#41-5522	#42-5538	#43-5463	#44-5712	#45-5512	#46-5378	#47-5690	#48-5637	#49-5570	#50-5367
#51-5442	#52-5703	#53-5624	#54-5546	#55-5493	#56-5420	#57-5566	#58-5645	#59-5630	#60-5487
#61-5349	#62-5253	#63-5618	#64-5435	#65-5678	#66-5383	#67-5347	#68-5275	#69-5601	#70-5468
#71-5325	#72-5658	#73-5666	#74-5483	#75-5536	#76-5335	#77-5296	#78-5377	#79-5669	#80-5521
#81-5284	#82-5384	#83-5399	#84-5437	#85-5587	#86-5671	#87-5598	#88-5320	#89-5438	#90-5557
#91-5460	#92-5326	#93-5539	#94-5545	#95-5490	#96-5698	#97-5628	#98-5691	#99-5551	#100-5681

**Type 6 #10 [Back to Summary]**

**This table contains a list of 100 hop frequencies, randomly selected from 5250-5724MHz in 1MHz steps**

#01-5609	#02-5480	#03-5598	#04-5265	#05-5360	#06-5405	#07-5326	#08-5694	#09-5484	#10-5285
#11-5490	#12-5520	#13-5400	#14-5401	#15-5613	#16-5334	#17-5255	#18-5624	#19-5391	#20-5358
#21-5272	#22-5441	#23-5258	#24-5596	#25-5307	#26-5562	#27-5373	#28-5280	#29-5310	#30-5481
#31-5433	#32-5471	#33-5715	#34-5714	#35-5510	#36-5305	#37-5649	#38-5282	#39-5491	#40-5585
#41-5291	#42-5658	#43-5286	#44-5389	#45-5393	#46-5602	#47-5614	#48-5623	#49-5316	#50-5549
#51-5442	#52-5417	#53-5251	#54-5682	#55-5522	#56-5281	#57-5295	#58-5633	#59-5252	#60-5576
#61-5269	#62-5410	#63-5412	#64-5381	#65-5674	#66-5700	#67-5506	#68-5581	#69-5692	#70-5662
#71-5271	#72-5423	#73-5705	#74-5403	#75-5421	#76-5583	#77-5367	#78-5647	#79-5568	#80-5306
#81-5546	#82-5260	#83-5508	#84-5347	#85-5376	#86-5435	#87-5582	#88-5439	#89-5639	#90-5527
#91-5703	#92-5470	#93-5315	#94-5673	#95-5340	#96-5440	#97-5565	#98-5402	#99-5560	#100-5503

This test report may be reproduced in full only. The document may only be updated by MiCOM Labs personnel. All changes will be noted in the Document History section of the report.





**Title:** Radwin Ltd AP0158770 RF Wireless Module  
**To:** FCC 15.407 & Industry Canada RSS-247 Issue 1  
**Serial #:** RDWN39-U9c DFS Rev A  
**Issue Date:** 4<sup>th</sup> December 2015  
**Page:** 177 of 225

**Type 6 #11 [Back to Summary]**

**This table contains a list of 100 hop frequencies, randomly selected from 5250-5724MHz in 1MHz steps**

#01-5313	#02-5661	#03-5348	#04-5301	#05-5617	#06-5461	#07-5394	#08-5459	#09-5347	#10-5641
#11-5354	#12-5590	#13-5371	#14-5290	#15-5576	#16-5573	#17-5357	#18-5416	#19-5648	#20-5724
#21-5503	#22-5273	#23-5468	#24-5445	#25-5250	#26-5657	#27-5356	#28-5634	#29-5276	#30-5456
#31-5252	#32-5629	#33-5711	#34-5481	#35-5411	#36-5278	#37-5675	#38-5543	#39-5437	#40-5704
#41-5542	#42-5611	#43-5599	#44-5364	#45-5275	#46-5346	#47-5492	#48-5333	#49-5399	#50-5478
#51-5560	#52-5442	#53-5628	#54-5300	#55-5684	#56-5484	#57-5432	#58-5616	#59-5638	#60-5449
#61-5604	#62-5615	#63-5569	#64-5415	#65-5545	#66-5407	#67-5597	#68-5527	#69-5536	#70-5523
#71-5455	#72-5582	#73-5570	#74-5610	#75-5559	#76-5331	#77-5538	#78-5509	#79-5372	#80-5577
#81-5401	#82-5400	#83-5480	#84-5404	#85-5694	#86-5375	#87-5624	#88-5583	#89-5267	#90-5678
#91-5522	#92-5651	#93-5697	#94-5485	#95-5458	#96-5430	#97-5655	#98-5672	#99-5526	#100-5452

**Type 6 #12 [Back to Summary]**

**This table contains a list of 100 hop frequencies, randomly selected from 5250-5724MHz in 1MHz steps**

#01-5559	#02-5584	#03-5307	#04-5415	#05-5375	#06-5272	#07-5670	#08-5648	#09-5493	#10-5311
#11-5298	#12-5453	#13-5384	#14-5414	#15-5446	#16-5419	#17-5507	#18-5264	#19-5510	#20-5583
#21-5251	#22-5529	#23-5610	#24-5420	#25-5374	#26-5351	#27-5626	#28-5607	#29-5561	#30-5301
#31-5450	#32-5377	#33-5278	#34-5570	#35-5359	#36-5317	#37-5458	#38-5719	#39-5257	#40-5598
#41-5407	#42-5636	#43-5282	#44-5323	#45-5265	#46-5459	#47-5502	#48-5393	#49-5512	#50-5279
#51-5699	#52-5611	#53-5290	#54-5274	#55-5371	#56-5312	#57-5336	#58-5297	#59-5260	#60-5573
#61-5325	#62-5355	#63-5569	#64-5337	#65-5352	#66-5299	#67-5530	#68-5515	#69-5576	#70-5378
#71-5319	#72-5342	#73-5277	#74-5398	#75-5309	#76-5302	#77-5513	#78-5284	#79-5687	#80-5552
#81-5540	#82-5431	#83-5417	#84-5434	#85-5669	#86-5511	#87-5360	#88-5625	#89-5503	#90-5681
#91-5692	#92-5421	#93-5372	#94-5400	#95-5344	#96-5706	#97-5624	#98-5563	#99-5322	#100-5633

**Type 6 #13 [Back to Summary]**

**This table contains a list of 100 hop frequencies, randomly selected from 5250-5724MHz in 1MHz steps**

#01-5724	#02-5542	#03-5673	#04-5722	#05-5485	#06-5639	#07-5277	#08-5720	#09-5471	#10-5538
#11-5363	#12-5528	#13-5278	#14-5677	#15-5646	#16-5606	#17-5346	#18-5642	#19-5631	#20-5591
#21-5261	#22-5323	#23-5540	#24-5385	#25-5309	#26-5439	#27-5276	#28-5634	#29-5683	#30-5531
#31-5373	#32-5480	#33-5632	#34-5384	#35-5613	#36-5469	#37-5437	#38-5280	#39-5483	#40-5364
#41-5404	#42-5690	#43-5568	#44-5414	#45-5392	#46-5419	#47-5479	#48-5463	#49-5610	#50-5707
#51-5656	#52-5455	#53-5621	#54-5651	#55-5251	#56-5662	#57-5295	#58-5612	#59-5368	#60-5286
#61-5665	#62-5403	#63-5714	#64-5297	#65-5371	#66-5282	#67-5386	#68-5529	#69-5601	#70-5358
#71-5644	#72-5575	#73-5619	#74-5581	#75-5470	#76-5645	#77-5402	#78-5442	#79-5274	#80-5458
#81-5611	#82-5499	#83-5317	#84-5365	#85-5327	#86-5537	#87-5578	#88-5367	#89-5271	#90-5602
#91-5446	#92-5326	#93-5701	#94-5428	#95-5305	#96-5347	#97-5256	#98-5401	#99-5293	#100-5723

**Type 6 #14 [Back to Summary]**

**This table contains a list of 100 hop frequencies, randomly selected from 5250-5724MHz in 1MHz steps**

#01-5280	#02-5688	#03-5541	#04-5269	#05-5250	#06-5522	#07-5273	#08-5360	#09-5333	#10-5395
#11-5455	#12-5384	#13-5461	#14-5458	#15-5717	#16-5544	#17-5430	#18-5288	#19-5689	#20-5502
#21-5275	#22-5704	#23-5683	#24-5394	#25-5669	#26-5699	#27-5387	#28-5651	#29-5261	#30-5451

This test report may be reproduced in full only. The document may only be updated by MiCOM Labs personnel. All changes will be noted in the Document History section of the report.



**Title:** Radwin Ltd AP0158770 RF Wireless Module  
**To:** FCC 15.407 & Industry Canada RSS-247 Issue 1  
**Serial #:** RDWN39-U9c DFS Rev A  
**Issue Date:** 4<sup>th</sup> December 2015  
**Page:** 178 of 225

#31-5460	#32-5660	#33-5319	#34-5362	#35-5401	#36-5511	#37-5444	#38-5536	#39-5305	#40-5343
#41-5635	#42-5518	#43-5300	#44-5595	#45-5566	#46-5691	#47-5571	#48-5355	#49-5551	#50-5363
#51-5281	#52-5516	#53-5697	#54-5255	#55-5397	#56-5325	#57-5385	#58-5346	#59-5348	#60-5607
#61-5520	#62-5654	#63-5391	#64-5565	#65-5282	#66-5711	#67-5476	#68-5633	#69-5408	#70-5365
#71-5436	#72-5632	#73-5523	#74-5352	#75-5257	#76-5540	#77-5546	#78-5556	#79-5625	#80-5628
#81-5664	#82-5311	#83-5396	#84-5369	#85-5510	#86-5644	#87-5722	#88-5537	#89-5636	#90-5637
#91-5549	#92-5474	#93-5514	#94-5564	#95-5612	#96-5372	#97-5358	#98-5582	#99-5589	#100-5347

**Type 6 #15 [Back to Summary]**

**This table contains a list of 100 hop frequencies, randomly selected from 5250-5724MHz in 1MHz steps**

#01-5599	#02-5697	#03-5268	#04-5569	#05-5524	#06-5517	#07-5706	#08-5564	#09-5616	#10-5715
#11-5294	#12-5284	#13-5419	#14-5644	#15-5591	#16-5690	#17-5713	#18-5411	#19-5552	#20-5525
#21-5448	#22-5440	#23-5432	#24-5315	#25-5282	#26-5408	#27-5310	#28-5459	#29-5506	#30-5555
#31-5489	#32-5447	#33-5298	#34-5397	#35-5492	#36-5325	#37-5269	#38-5654	#39-5526	#40-5433
#41-5647	#42-5505	#43-5345	#44-5477	#45-5698	#46-5383	#47-5671	#48-5279	#49-5313	#50-5400
#51-5560	#52-5503	#53-5358	#54-5646	#55-5354	#56-5360	#57-5409	#58-5530	#59-5562	#60-5370
#61-5405	#62-5444	#63-5638	#64-5689	#65-5533	#66-5595	#67-5716	#68-5264	#69-5518	#70-5652
#71-5600	#72-5661	#73-5656	#74-5337	#75-5537	#76-5372	#77-5609	#78-5460	#79-5467	#80-5338
#81-5615	#82-5657	#83-5546	#84-5679	#85-5636	#86-5258	#87-5421	#88-5323	#89-5487	#90-5699
#91-5602	#92-5322	#93-5449	#94-5470	#95-5707	#96-5471	#97-5442	#98-5385	#99-5632	#100-5628

**Type 6 #16 [Back to Summary]**

**This table contains a list of 100 hop frequencies, randomly selected from 5250-5724MHz in 1MHz steps**

#01-5556	#02-5427	#03-5558	#04-5542	#05-5713	#06-5525	#07-5320	#08-5429	#09-5627	#10-5316
#11-5554	#12-5514	#13-5342	#14-5259	#15-5621	#16-5587	#17-5544	#18-5666	#19-5280	#20-5677
#21-5723	#22-5686	#23-5583	#24-5559	#25-5337	#26-5626	#27-5665	#28-5628	#29-5274	#30-5643
#31-5373	#32-5458	#33-5425	#34-5603	#35-5335	#36-5687	#37-5629	#38-5423	#39-5322	#40-5255
#41-5673	#42-5659	#43-5377	#44-5698	#45-5574	#46-5580	#47-5269	#48-5444	#49-5683	#50-5679
#51-5594	#52-5568	#53-5455	#54-5336	#55-5623	#56-5331	#57-5488	#58-5724	#59-5363	#60-5653
#61-5490	#62-5424	#63-5611	#64-5412	#65-5581	#66-5317	#67-5298	#68-5549	#69-5614	#70-5577
#71-5610	#72-5402	#73-5498	#74-5388	#75-5608	#76-5483	#77-5668	#78-5319	#79-5263	#80-5504
#81-5615	#82-5426	#83-5398	#84-5313	#85-5547	#86-5323	#87-5616	#88-5270	#89-5419	#90-5678
#91-5411	#92-5417	#93-5328	#94-5631	#95-5329	#96-5704	#97-5716	#98-5302	#99-5562	#100-5695

**Type 6 #17 [Back to Summary]**

**This table contains a list of 100 hop frequencies, randomly selected from 5250-5724MHz in 1MHz steps**

#01-5667	#02-5403	#03-5365	#04-5604	#05-5710	#06-5420	#07-5411	#08-5357	#09-5522	#10-5711
#11-5517	#12-5582	#13-5254	#14-5475	#15-5615	#16-5540	#17-5685	#18-5590	#19-5707	#20-5545
#21-5566	#22-5702	#23-5642	#24-5529	#25-5621	#26-5302	#27-5413	#28-5658	#29-5524	#30-5623
#31-5312	#32-5345	#33-5342	#34-5605	#35-5505	#36-5682	#37-5261	#38-5285	#39-5724	#40-5704
#41-5614	#42-5431	#43-5535	#44-5255	#45-5611	#46-5405	#47-5439	#48-5414	#49-5280	#50-5497
#51-5319	#52-5267	#53-5379	#54-5690	#55-5486	#56-5561	#57-5708	#58-5657	#59-5256	#60-5477
#61-5558	#62-5648	#63-5422	#64-5636	#65-5595	#66-5359	#67-5583	#68-5673	#69-5555	#70-5277
#71-5587	#72-5337	#73-5461	#74-5718	#75-5415	#76-5258	#77-5468	#78-5360	#79-5593	#80-5275

This test report may be reproduced in full only. The document may only be updated by MiCOM Labs personnel. All changes will be noted in the Document History section of the report.



**Title:** Radwin Ltd AP0158770 RF Wireless Module  
**To:** FCC 15.407 & Industry Canada RSS-247 Issue 1  
**Serial #:** RDWN39-U9c DFS Rev A  
**Issue Date:** 4<sup>th</sup> December 2015  
**Page:** 179 of 225

#81-5394	#82-5688	#83-5639	#84-5269	#85-5371	#86-5278	#87-5352	#88-5717	#89-5289	#90-5396
#91-5715	#92-5507	#93-5363	#94-5559	#95-5700	#96-5329	#97-5331	#98-5336	#99-5714	#100-5516

[Type 6 #18 \[Back to Summary\]](#)

**This table contains a list of 100 hop frequencies, randomly selected from 5250-5724MHz in 1MHz steps**

#01-5602	#02-5275	#03-5567	#04-5342	#05-5491	#06-5723	#07-5259	#08-5447	#09-5279	#10-5358
#11-5396	#12-5276	#13-5672	#14-5680	#15-5340	#16-5461	#17-5645	#18-5452	#19-5715	#20-5712
#21-5440	#22-5347	#23-5678	#24-5605	#25-5306	#26-5388	#27-5529	#28-5512	#29-5597	#30-5664
#31-5404	#32-5421	#33-5286	#34-5718	#35-5660	#36-5585	#37-5719	#38-5280	#39-5673	#40-5685
#41-5398	#42-5691	#43-5533	#44-5278	#45-5579	#46-5714	#47-5343	#48-5410	#49-5464	#50-5345
#51-5251	#52-5325	#53-5505	#54-5321	#55-5687	#56-5301	#57-5525	#58-5595	#59-5643	#60-5492
#61-5486	#62-5457	#63-5596	#64-5500	#65-5644	#66-5346	#67-5657	#68-5710	#69-5592	#70-5721
#71-5681	#72-5386	#73-5638	#74-5498	#75-5412	#76-5593	#77-5399	#78-5435	#79-5351	#80-5382
#81-5568	#82-5402	#83-5506	#84-5647	#85-5566	#86-5623	#87-5534	#88-5443	#89-5637	#90-5484
#91-5661	#92-5502	#93-5659	#94-5617	#95-5411	#96-5425	#97-5349	#98-5295	#99-5558	#100-5368

[Type 6 #19 \[Back to Summary\]](#)

**This table contains a list of 100 hop frequencies, randomly selected from 5250-5724MHz in 1MHz steps**

#01-5517	#02-5299	#03-5513	#04-5614	#05-5656	#06-5445	#07-5457	#08-5390	#09-5353	#10-5443
#11-5404	#12-5388	#13-5424	#14-5341	#15-5336	#16-5307	#17-5528	#18-5521	#19-5462	#20-5668
#21-5616	#22-5403	#23-5561	#24-5634	#25-5658	#26-5506	#27-5274	#28-5651	#29-5510	#30-5469
#31-5357	#32-5512	#33-5387	#34-5379	#35-5360	#36-5645	#37-5511	#38-5690	#39-5547	#40-5302
#41-5534	#42-5595	#43-5467	#44-5348	#45-5320	#46-5338	#47-5539	#48-5545	#49-5499	#50-5346
#51-5425	#52-5625	#53-5620	#54-5676	#55-5704	#56-5723	#57-5664	#58-5433	#59-5464	#60-5568
#61-5394	#62-5617	#63-5250	#64-5294	#65-5548	#66-5701	#67-5266	#68-5556	#69-5639	#70-5332
#71-5533	#72-5344	#73-5536	#74-5313	#75-5679	#76-5562	#77-5695	#78-5648	#79-5583	#80-5416
#81-5687	#82-5479	#83-5622	#84-5409	#85-5665	#86-5275	#87-5363	#88-5691	#89-5450	#90-5381
#91-5456	#92-5398	#93-5496	#94-5362	#95-5402	#96-5529	#97-5431	#98-5542	#99-5581	#100-5417

[Type 6 #20 \[Back to Summary\]](#)

**This table contains a list of 100 hop frequencies, randomly selected from 5250-5724MHz in 1MHz steps**

#01-5586	#02-5600	#03-5479	#04-5626	#05-5597	#06-5471	#07-5477	#08-5450	#09-5288	#10-5539
#11-5651	#12-5541	#13-5446	#14-5478	#15-5530	#16-5525	#17-5303	#18-5366	#19-5333	#20-5688
#21-5330	#22-5590	#23-5639	#24-5432	#25-5543	#26-5369	#27-5640	#28-5709	#29-5403	#30-5662
#31-5535	#32-5552	#33-5498	#34-5652	#35-5400	#36-5609	#37-5661	#38-5343	#39-5704	#40-5628
#41-5255	#42-5483	#43-5584	#44-5569	#45-5545	#46-5680	#47-5300	#48-5388	#49-5630	#50-5480
#51-5426	#52-5253	#53-5618	#54-5337	#55-5720	#56-5686	#57-5296	#58-5304	#59-5352	#60-5562
#61-5466	#62-5602	#63-5714	#64-5673	#65-5551	#66-5380	#67-5641	#68-5367	#69-5272	#70-5353
#71-5310	#72-5325	#73-5357	#74-5305	#75-5587	#76-5629	#77-5318	#78-5502	#79-5328	#80-5648
#81-5485	#82-5531	#83-5659	#84-5410	#85-5656	#86-5438	#87-5563	#88-5315	#89-5513	#90-5598
#91-5706	#92-5453	#93-5556	#94-5256	#95-5474	#96-5258	#97-5363	#98-5624	#99-5558	#100-5262

This test report may be reproduced in full only. The document may only be updated by MiCOM Labs personnel. All changes will be noted in the Document History section of the report.



**Title:** Radwin Ltd AP0158770 RF Wireless Module  
**To:** FCC 15.407 & Industry Canada RSS-247 Issue 1  
**Serial #:** RDWN39-U9c DFS Rev A  
**Issue Date:** 4<sup>th</sup> December 2015  
**Page:** 180 of 225

**Type 6 #21 [Back to Summary]**

**This table contains a list of 100 hop frequencies, randomly selected from 5250-5724MHz in 1MHz steps**

#01-5612	#02-5630	#03-5433	#04-5522	#05-5441	#06-5283	#07-5310	#08-5387	#09-5685	#10-5367
#11-5559	#12-5304	#13-5512	#14-5619	#15-5666	#16-5327	#17-5607	#18-5709	#19-5476	#20-5719
#21-5536	#22-5484	#23-5324	#24-5384	#25-5322	#26-5581	#27-5568	#28-5494	#29-5338	#30-5535
#31-5331	#32-5631	#33-5351	#34-5398	#35-5294	#36-5532	#37-5379	#38-5687	#39-5571	#40-5254
#41-5376	#42-5637	#43-5589	#44-5618	#45-5501	#46-5468	#47-5580	#48-5316	#49-5636	#50-5481
#51-5419	#52-5563	#53-5450	#54-5378	#55-5556	#56-5299	#57-5449	#58-5585	#59-5440	#60-5541
#61-5298	#62-5400	#63-5285	#64-5652	#65-5678	#66-5364	#67-5574	#68-5383	#69-5673	#70-5644
#71-5633	#72-5714	#73-5410	#74-5459	#75-5490	#76-5546	#77-5362	#78-5712	#79-5427	#80-5426
#81-5483	#82-5672	#83-5640	#84-5700	#85-5329	#86-5488	#87-5711	#88-5438	#89-5487	#90-5553
#91-5691	#92-5547	#93-5354	#94-5256	#95-5657	#96-5688	#97-5562	#98-5282	#99-5573	#100-5290

**Type 6 #22 [Back to Summary]**

**This table contains a list of 100 hop frequencies, randomly selected from 5250-5724MHz in 1MHz steps**

#01-5532	#02-5347	#03-5534	#04-5627	#05-5472	#06-5452	#07-5363	#08-5597	#09-5346	#10-5373
#11-5418	#12-5415	#13-5416	#14-5658	#15-5408	#16-5593	#17-5405	#18-5401	#19-5504	#20-5526
#21-5332	#22-5333	#23-5630	#24-5524	#25-5723	#26-5258	#27-5706	#28-5494	#29-5463	#30-5467
#31-5604	#32-5718	#33-5664	#34-5632	#35-5358	#36-5603	#37-5520	#38-5586	#39-5488	#40-5651
#41-5324	#42-5455	#43-5391	#44-5430	#45-5522	#46-5381	#47-5663	#48-5322	#49-5499	#50-5344
#51-5406	#52-5606	#53-5710	#54-5297	#55-5682	#56-5449	#57-5441	#58-5259	#59-5629	#60-5464
#61-5470	#62-5594	#63-5383	#64-5493	#65-5425	#66-5476	#67-5508	#68-5550	#69-5529	#70-5544
#71-5637	#72-5578	#73-5602	#74-5666	#75-5450	#76-5252	#77-5591	#78-5319	#79-5634	#80-5720
#81-5368	#82-5310	#83-5617	#84-5674	#85-5412	#86-5511	#87-5681	#88-5273	#89-5321	#90-5512
#91-5662	#92-5404	#93-5497	#94-5695	#95-5271	#96-5587	#97-5693	#98-5569	#99-5329	#100-5507

**Type 6 #23 [Back to Summary]**

**This table contains a list of 100 hop frequencies, randomly selected from 5250-5724MHz in 1MHz steps**

#01-5716	#02-5257	#03-5287	#04-5395	#05-5560	#06-5599	#07-5264	#08-5544	#09-5494	#10-5417
#11-5584	#12-5558	#13-5640	#14-5367	#15-5536	#16-5587	#17-5613	#18-5397	#19-5721	#20-5531
#21-5404	#22-5512	#23-5630	#24-5686	#25-5639	#26-5387	#27-5274	#28-5347	#29-5447	#30-5280
#31-5601	#32-5297	#33-5595	#34-5377	#35-5421	#36-5503	#37-5644	#38-5603	#39-5594	#40-5581
#41-5307	#42-5693	#43-5418	#44-5654	#45-5296	#46-5570	#47-5578	#48-5459	#49-5250	#50-5330
#51-5709	#52-5573	#53-5523	#54-5352	#55-5453	#56-5326	#57-5480	#58-5423	#59-5574	#60-5642
#61-5346	#62-5464	#63-5540	#64-5688	#65-5513	#66-5670	#67-5283	#68-5667	#69-5259	#70-5528
#71-5390	#72-5474	#73-5436	#74-5344	#75-5700	#76-5319	#77-5612	#78-5446	#79-5675	#80-5617
#81-5449	#82-5321	#83-5401	#84-5568	#85-5373	#86-5256	#87-5389	#88-5596	#89-5678	#90-5364
#91-5484	#92-5606	#93-5317	#94-5632	#95-5426	#96-5308	#97-5320	#98-5430	#99-5432	#100-5299

**Type 6 #24 [Back to Summary]**

**This table contains a list of 100 hop frequencies, randomly selected from 5250-5724MHz in 1MHz steps**

#01-5641	#02-5358	#03-5377	#04-5411	#05-5410	#06-5617	#07-5402	#08-5279	#09-5625	#10-5514
#11-5648	#12-5337	#13-5488	#14-5702	#15-5607	#16-5349	#17-5610	#18-5356	#19-5383	#20-5334
#21-5564	#22-5390	#23-5586	#24-5405	#25-5437	#26-5463	#27-5435	#28-5387	#29-5604	#30-5436

This test report may be reproduced in full only. The document may only be updated by MiCOM Labs personnel. All changes will be noted in the Document History section of the report.



**Title:** Radwin Ltd AP0158770 RF Wireless Module  
**To:** FCC 15.407 & Industry Canada RSS-247 Issue 1  
**Serial #:** RDWN39-U9c DFS Rev A  
**Issue Date:** 4<sup>th</sup> December 2015  
**Page:** 181 of 225

#31-5266	#32-5272	#33-5584	#34-5273	#35-5407	#36-5687	#37-5529	#38-5579	#39-5359	#40-5695
#41-5414	#42-5440	#43-5397	#44-5714	#45-5553	#46-5654	#47-5544	#48-5684	#49-5434	#50-5324
#51-5298	#52-5690	#53-5326	#54-5693	#55-5515	#56-5255	#57-5698	#58-5403	#59-5613	#60-5569
#61-5634	#62-5462	#63-5320	#64-5595	#65-5380	#66-5368	#67-5583	#68-5666	#69-5552	#70-5699
#71-5594	#72-5700	#73-5395	#74-5258	#75-5447	#76-5616	#77-5428	#78-5420	#79-5362	#80-5306
#81-5282	#82-5615	#83-5483	#84-5401	#85-5376	#86-5457	#87-5505	#88-5369	#89-5423	#90-5536
#91-5685	#92-5267	#93-5511	#94-5496	#95-5493	#96-5715	#97-5717	#98-5722	#99-5501	#100-5677

**Type 6 #25 [Back to Summary]**

**This table contains a list of 100 hop frequencies, randomly selected from 5250-5724MHz in 1MHz steps**

#01-5309	#02-5463	#03-5350	#04-5351	#05-5538	#06-5347	#07-5477	#08-5514	#09-5658	#10-5426
#11-5564	#12-5433	#13-5386	#14-5444	#15-5417	#16-5656	#17-5328	#18-5460	#19-5298	#20-5655
#21-5410	#22-5634	#23-5590	#24-5450	#25-5315	#26-5550	#27-5623	#28-5363	#29-5404	#30-5607
#31-5661	#32-5563	#33-5397	#34-5292	#35-5602	#36-5699	#37-5555	#38-5326	#39-5308	#40-5585
#41-5577	#42-5320	#43-5654	#44-5532	#45-5522	#46-5676	#47-5423	#48-5282	#49-5705	#50-5271
#51-5624	#52-5554	#53-5485	#54-5626	#55-5472	#56-5579	#57-5711	#58-5360	#59-5445	#60-5543
#61-5627	#62-5595	#63-5713	#64-5402	#65-5540	#66-5681	#67-5497	#68-5384	#69-5714	#70-5319
#71-5657	#72-5306	#73-5519	#74-5521	#75-5508	#76-5479	#77-5411	#78-5338	#79-5289	#80-5574
#81-5680	#82-5541	#83-5498	#84-5462	#85-5367	#86-5323	#87-5333	#88-5528	#89-5454	#90-5598
#91-5381	#92-5501	#93-5276	#94-5331	#95-5369	#96-5359	#97-5650	#98-5716	#99-5677	#100-5691

**Type 6 #26 [Back to Summary]**

**This table contains a list of 100 hop frequencies, randomly selected from 5250-5724MHz in 1MHz steps**

#01-5497	#02-5690	#03-5355	#04-5689	#05-5292	#06-5478	#07-5550	#08-5271	#09-5405	#10-5694
#11-5672	#12-5304	#13-5464	#14-5664	#15-5423	#16-5608	#17-5413	#18-5580	#19-5510	#20-5446
#21-5539	#22-5650	#23-5268	#24-5494	#25-5571	#26-5397	#27-5705	#28-5274	#29-5704	#30-5364
#31-5676	#32-5589	#33-5532	#34-5402	#35-5692	#36-5369	#37-5485	#38-5700	#39-5298	#40-5346
#41-5329	#42-5607	#43-5591	#44-5430	#45-5688	#46-5475	#47-5486	#48-5455	#49-5480	#50-5401
#51-5671	#52-5586	#53-5367	#54-5620	#55-5498	#56-5525	#57-5291	#58-5267	#59-5707	#60-5440
#61-5657	#62-5699	#63-5270	#64-5641	#65-5294	#66-5345	#67-5535	#68-5443	#69-5674	#70-5461
#71-5415	#72-5530	#73-5311	#74-5479	#75-5602	#76-5634	#77-5484	#78-5358	#79-5381	#80-5368
#81-5356	#82-5252	#83-5590	#84-5451	#85-5658	#86-5514	#87-5416	#88-5659	#89-5456	#90-5667
#91-5559	#92-5442	#93-5645	#94-5332	#95-5682	#96-5622	#97-5460	#98-5420	#99-5339	#100-5698

**Type 6 #27 [Back to Summary]**

**This table contains a list of 100 hop frequencies, randomly selected from 5250-5724MHz in 1MHz steps**

#01-5464	#02-5537	#03-5414	#04-5357	#05-5473	#06-5332	#07-5526	#08-5580	#09-5540	#10-5535
#11-5292	#12-5479	#13-5333	#14-5625	#15-5389	#16-5265	#17-5671	#18-5318	#19-5523	#20-5596
#21-5319	#22-5368	#23-5644	#24-5410	#25-5687	#26-5564	#27-5275	#28-5423	#29-5471	#30-5720
#31-5660	#32-5574	#33-5501	#34-5478	#35-5283	#36-5492	#37-5494	#38-5406	#39-5598	#40-5334
#41-5382	#42-5600	#43-5377	#44-5274	#45-5399	#46-5442	#47-5561	#48-5432	#49-5543	#50-5606
#51-5513	#52-5351	#53-5604	#54-5467	#55-5628	#56-5345	#57-5617	#58-5254	#59-5395	#60-5633
#61-5307	#62-5353	#63-5358	#64-5544	#65-5599	#66-5443	#67-5702	#68-5579	#69-5591	#70-5621
#71-5496	#72-5515	#73-5445	#74-5438	#75-5463	#76-5716	#77-5620	#78-5260	#79-5252	#80-5567

This test report may be reproduced in full only. The document may only be updated by MiCOM Labs personnel. All changes will be noted in the Document History section of the report.



**Title:** Radwin Ltd AP0158770 RF Wireless Module  
**To:** FCC 15.407 & Industry Canada RSS-247 Issue 1  
**Serial #:** RDWN39-U9c DFS Rev A  
**Issue Date:** 4<sup>th</sup> December 2015  
**Page:** 182 of 225

#81-5590	#82-5457	#83-5559	#84-5695	#85-5284	#86-5575	#87-5663	#88-5489	#89-5261	#90-5689
#91-5277	#92-5279	#93-5557	#94-5681	#95-5465	#96-5707	#97-5566	#98-5646	#99-5359	#100-5723

**Type 6 #28 [Back to Summary]**

**This table contains a list of 100 hop frequencies, randomly selected from 5250-5724MHz in 1MHz steps**

#01-5631	#02-5415	#03-5253	#04-5435	#05-5353	#06-5721	#07-5719	#08-5625	#09-5464	#10-5473
#11-5493	#12-5337	#13-5290	#14-5668	#15-5254	#16-5653	#17-5272	#18-5257	#19-5503	#20-5480
#21-5411	#22-5434	#23-5675	#24-5409	#25-5471	#26-5304	#27-5279	#28-5269	#29-5251	#30-5682
#31-5481	#32-5459	#33-5652	#34-5529	#35-5280	#36-5389	#37-5559	#38-5602	#39-5495	#40-5360
#41-5308	#42-5537	#43-5530	#44-5724	#45-5470	#46-5359	#47-5458	#48-5521	#49-5702	#50-5637
#51-5624	#52-5352	#53-5469	#54-5401	#55-5544	#56-5484	#57-5669	#58-5500	#59-5664	#60-5595
#61-5611	#62-5463	#63-5515	#64-5262	#65-5362	#66-5638	#67-5590	#68-5343	#69-5395	#70-5487
#71-5393	#72-5422	#73-5599	#74-5628	#75-5676	#76-5663	#77-5361	#78-5571	#79-5483	#80-5291
#81-5338	#82-5378	#83-5715	#84-5501	#85-5525	#86-5460	#87-5629	#88-5615	#89-5351	#90-5555
#91-5489	#92-5421	#93-5324	#94-5265	#95-5711	#96-5592	#97-5722	#98-5514	#99-5608	#100-5479

**Type 6 #29 [Back to Summary]**

**This table contains a list of 100 hop frequencies, randomly selected from 5250-5724MHz in 1MHz steps**

#01-5590	#02-5325	#03-5703	#04-5380	#05-5641	#06-5532	#07-5255	#08-5389	#09-5343	#10-5362
#11-5569	#12-5374	#13-5457	#14-5608	#15-5612	#16-5586	#17-5393	#18-5427	#19-5685	#20-5453
#21-5293	#22-5656	#23-5628	#24-5250	#25-5524	#26-5613	#27-5689	#28-5320	#29-5364	#30-5307
#31-5600	#32-5654	#33-5519	#34-5554	#35-5513	#36-5639	#37-5522	#38-5394	#39-5544	#40-5346
#41-5609	#42-5687	#43-5462	#44-5377	#45-5576	#46-5674	#47-5353	#48-5705	#49-5386	#50-5370
#51-5430	#52-5402	#53-5341	#54-5435	#55-5658	#56-5422	#57-5580	#58-5278	#59-5567	#60-5660
#61-5274	#62-5286	#63-5487	#64-5640	#65-5579	#66-5627	#67-5344	#68-5697	#69-5313	#70-5723
#71-5588	#72-5568	#73-5330	#74-5444	#75-5501	#76-5399	#77-5575	#78-5340	#79-5661	#80-5419
#81-5428	#82-5368	#83-5467	#84-5539	#85-5515	#86-5504	#87-5663	#88-5426	#89-5614	#90-5630
#91-5259	#92-5257	#93-5322	#94-5371	#95-5546	#96-5497	#97-5355	#98-5464	#99-5645	#100-5553

**Type 6 #30 [Back to Summary]**

**This table contains a list of 100 hop frequencies, randomly selected from 5250-5724MHz in 1MHz steps**

#01-5255	#02-5673	#03-5706	#04-5570	#05-5296	#06-5349	#07-5317	#08-5389	#09-5401	#10-5508
#11-5489	#12-5480	#13-5494	#14-5434	#15-5342	#16-5334	#17-5619	#18-5392	#19-5267	#20-5611
#21-5463	#22-5424	#23-5577	#24-5332	#25-5630	#26-5540	#27-5598	#28-5687	#29-5655	#30-5263
#31-5365	#32-5546	#33-5715	#34-5534	#35-5567	#36-5522	#37-5353	#38-5616	#39-5326	#40-5547
#41-5521	#42-5668	#43-5372	#44-5495	#45-5502	#46-5553	#47-5662	#48-5454	#49-5603	#50-5688
#51-5446	#52-5283	#53-5340	#54-5500	#55-5498	#56-5379	#57-5488	#58-5390	#59-5533	#60-5444
#61-5427	#62-5470	#63-5373	#64-5659	#65-5503	#66-5625	#67-5536	#68-5515	#69-5666	#70-5314
#71-5537	#72-5302	#73-5331	#74-5555	#75-5327	#76-5393	#77-5482	#78-5300	#79-5643	#80-5512
#81-5284	#82-5318	#83-5590	#84-5476	#85-5517	#86-5344	#87-5447	#88-5602	#89-5371	#90-5299
#91-5286	#92-5678	#93-5337	#94-5437	#95-5505	#96-5694	#97-5398	#98-5297	#99-5657	#100-5313

This test report may be reproduced in full only. The document may only be updated by MiCOM Labs personnel. All changes will be noted in the Document History section of the report.



**Title:** Radwin Ltd AP0158770 RF Wireless Module  
**To:** FCC 15.407 & Industry Canada RSS-247 Issue 1  
**Serial #:** RDWN39-U9c DFS Rev A  
**Issue Date:** 4<sup>th</sup> December 2015  
**Page:** 183 of 225

Type 5 #1 [Back to Summary]

Burst Segment	Number of Pulses	Chirp Width MHz	t1 usec	Pulse Width (t2) usec	t3 usec	t4 usec	t5 usec	Total Segment Length usec
1	2	15	637463	53	1846	0	283661	923076
2	2	19	530146	50	1347	0	391483	923076
3	3	7	863305	93	1068	1092	57332	923076
4	3	15	451115	57	1800	1319	468671	923076
5	1	13	238129	54	0	0	684893	923076
6	2	14	388519	61	1001	0	533434	923076
7	1	6	487629	73	0	0	435374	923076
8	3	12	848146	51	1321	1671	71785	923076
9	1	5	379514	91	0	0	543471	923076
10	1	8	678439	52	0	0	244585	923076
11	2	7	575736	75	1064	0	346126	923076
12	1	16	531856	100	0	0	391120	923076
13	1	20	722975	72	0	0	200029	923076

Type 5 #2 [Back to Summary]

Burst Segment	Number of Pulses	Chirp Width MHz	t1 usec	Pulse Width (t2) usec	t3 usec	t4 usec	t5 usec	Total Segment Length usec
1	2	16	78829	57	1402	0	1010564	1090909
2	2	19	896338	61	1181	0	193268	1090909
3	3	10	742949	94	1668	1304	344706	1090909
4	1	10	539506	60	0	0	551343	1090909
5	1	9	25901	75	0	0	1064933	1090909
6	3	13	215618	50	1115	1449	872577	1090909
7	3	7	941671	84	1711	1477	145798	1090909
8	2	20	548547	96	1700	0	540470	1090909
9	2	10	814111	66	1094	0	275572	1090909
10	3	12	253718	66	1894	1038	834061	1090909
11	2	5	982742	64	1840	0	106199	1090909

Type 5 #3 [Back to Summary]

Burst Segment	Number of Pulses	Chirp Width MHz	t1 usec	Pulse Width (t2) usec	t3 usec	t4 usec	t5 usec	Total Segment Length usec
1	2	5	326358	53	1116	0	378302	705882
2	3	9	134491	97	1739	1606	567755	705882
3	2	10	475475	50	1216	0	229091	705882
4	3	8	57903	91	1904	1930	643872	705882
5	1	15	392442	60	0	0	313380	705882

This test report may be reproduced in full only. The document may only be updated by MiCOM Labs personnel. All changes will be noted in the Document History section of the report.



**Title:** Radwin Ltd AP0158770 RF Wireless Module  
**To:** FCC 15.407 & Industry Canada RSS-247 Issue 1  
**Serial #:** RDWN39-U9c DFS Rev A  
**Issue Date:** 4<sup>th</sup> December 2015  
**Page:** 184 of 225

6	1	5	599910	83	0	0	105889	705882
7	3	20	642467	82	1942	1333	59894	705882
8	3	20	560280	69	1332	1412	142651	705882
9	1	7	1870	58	0	0	703954	705882
10	3	5	153914	85	1949	1298	548466	705882
11	2	17	585604	100	1490	0	118588	705882
12	3	19	173843	72	1824	1282	528717	705882
13	3	13	7499	97	1475	1077	695540	705882
14	1	14	607197	100	0	0	98585	705882
15	3	7	40142	75	1074	1080	663361	705882
16	3	12	388087	84	1636	1101	314806	705882
17	2	20	594171	100	1147	0	110364	705882

Type 5 #4 [Back to Summary]

Burst Segment	Number of Pulses	Chirp Width MHz	t1 usec	Pulse Width (t2) usec	t3 usec	t4 usec	t5 usec	Total Segment Length usec
1	3	5	731214	98	1509	1129	599187	1333333
2	1	14	703197	61	0	0	630075	1333333
3	3	16	477017	84	1962	1695	852407	1333333
4	3	15	1007583	75	1416	1751	322358	1333333
5	3	10	447860	61	1646	1146	882498	1333333
6	2	13	222737	78	1930	0	1108510	1333333
7	1	15	1072641	55	0	0	260637	1333333
8	2	14	1145034	68	1955	0	186208	1333333
9	2	19	1225387	57	1780	0	106052	1333333

Type 5 #5 [Back to Summary]

Burst Segment	Number of Pulses	Chirp Width MHz	t1 usec	Pulse Width (t2) usec	t3 usec	t4 usec	t5 usec	Total Segment Length usec
1	3	8	568761	54	1459	1487	761464	1333333
2	1	7	1106928	55	0	0	226350	1333333
3	1	11	1043864	74	0	0	289395	1333333
4	3	5	661982	50	1868	1517	667816	1333333
5	3	13	103950	51	1443	1143	1226644	1333333
6	2	9	454038	95	1626	0	877479	1333333
7	2	5	529717	87	1479	0	801963	1333333
8	2	12	1179767	52	1740	0	151722	1333333
9	3	20	238910	74	1199	1880	1091122	1333333

This test report may be reproduced in full only. The document may only be updated by MiCOM Labs personnel. All changes will be noted in the Document History section of the report.





**Title:** Radwin Ltd AP0158770 RF Wireless Module  
**To:** FCC 15.407 & Industry Canada RSS-247 Issue 1  
**Serial #:** RDWN39-U9c DFS Rev A  
**Issue Date:** 4<sup>th</sup> December 2015  
**Page:** 185 of 225

Type 5 #6 [Back to Summary]

Burst Segment	Number of Pulses	Chirp Width MHz	t1 usec	Pulse Width (t2) usec	t3 usec	t4 usec	t5 usec	Total Segment Length usec
1	1	7	20774	73	0	0	1179153	1200000
2	1	9	983423	71	0	0	216506	1200000
3	2	10	1158081	88	1409	0	40334	1200000
4	2	13	683174	92	1489	0	515153	1200000
5	3	9	1155364	70	1334	1643	41449	1200000
6	2	14	666545	89	1850	0	531427	1200000
7	2	9	346942	62	1899	0	851035	1200000
8	3	12	362833	92	1324	1316	834251	1200000
9	3	18	41121	83	1622	1737	1155271	1200000
10	3	7	752774	72	1932	1485	443593	1200000

Type 5 #7 [Back to Summary]

Burst Segment	Number of Pulses	Chirp Width MHz	t1 usec	Pulse Width (t2) usec	t3 usec	t4 usec	t5 usec	Total Segment Length usec
1	3	17	788771	94	1813	1161	541306	1333333
2	2	12	1273451	91	1263	0	58437	1333333
3	2	13	903056	52	1677	0	428496	1333333
4	3	7	905897	52	1253	1455	424572	1333333
5	2	5	519350	74	1229	0	812606	1333333
6	1	15	832425	58	0	0	500850	1333333
7	1	7	153595	81	0	0	1179657	1333333
8	2	5	973083	99	1338	0	358714	1333333
9	3	9	152732	75	1396	1906	1177074	1333333

Type 5 #8 [Back to Summary]

Burst Segment	Number of Pulses	Chirp Width MHz	t1 usec	Pulse Width (t2) usec	t3 usec	t4 usec	t5 usec	Total Segment Length usec
1	2	17	660468	54	1168	0	88256	750000
2	1	15	76799	69	0	0	673132	750000
3	1	17	699358	66	0	0	50576	750000
4	1	15	569760	74	0	0	180166	750000
5	2	19	295357	93	1911	0	452546	750000
6	1	20	534014	86	0	0	215900	750000
7	2	20	185098	71	1407	0	563353	750000
8	2	13	678538	96	1866	0	69404	750000
9	2	16	178711	76	1776	0	569361	750000
10	2	8	169399	50	1649	0	578852	750000

This test report may be reproduced in full only. The document may only be updated by MiCOM Labs personnel. All changes will be noted in the Document History section of the report.



**Title:** Radwin Ltd AP0158770 RF Wireless Module  
**To:** FCC 15.407 & Industry Canada RSS-247 Issue 1  
**Serial #:** RDWN39-U9c DFS Rev A  
**Issue Date:** 4<sup>th</sup> December 2015  
**Page:** 186 of 225

11	2	10	384549	76	1849	0	363450	750000
12	3	8	628583	52	1775	1129	118357	750000
13	1	7	663387	59	0	0	86554	750000
14	3	16	660869	85	1977	1754	85145	750000
15	2	14	184353	67	1243	0	564270	750000
16	3	15	43041	54	1436	1382	703979	750000

Type 5 #9 [Back to Summary]

Burst Segment	Number of Pulses	Chirp Width MHz	t1 usec	Pulse Width (t2) usec	t3 usec	t4 usec	t5 usec	Total Segment Length usec
1	3	19	1337262	65	1073	1113	160357	1500000
2	2	15	1103062	76	1770	0	395016	1500000
3	1	10	858257	67	0	0	641676	1500000
4	3	17	1340864	64	1317	1220	156407	1500000
5	2	8	906074	50	1775	0	592051	1500000
6	1	20	851980	93	0	0	647927	1500000
7	2	17	646165	88	1999	0	851660	1500000
8	3	19	729063	99	1591	1803	767246	1500000

Type 5 #10 [Back to Summary]

Burst Segment	Number of Pulses	Chirp Width MHz	t1 usec	Pulse Width (t2) usec	t3 usec	t4 usec	t5 usec	Total Segment Length usec
1	1	14	610536	81	0	0	589383	1200000
2	3	10	798324	96	1194	1368	398826	1200000
3	1	7	497657	92	0	0	702251	1200000
4	1	9	610806	86	0	0	589108	1200000
5	2	14	517287	82	1115	0	681434	1200000
6	3	10	1092937	64	1896	1709	103266	1200000
7	2	13	796893	59	1734	0	401255	1200000
8	1	14	319317	70	0	0	880613	1200000
9	3	13	803821	67	1764	1199	393015	1200000
10	3	18	311195	98	1016	1574	885921	1200000

Type 5 #11 [Back to Summary]

Burst Segment	Number of Pulses	Chirp Width MHz	t1 usec	Pulse Width (t2) usec	t3 usec	t4 usec	t5 usec	Total Segment Length usec
1	1	18	532920	59	0	0	267021	800000
2	1	14	181651	59	0	0	618290	800000
3	2	14	769341	51	1281	0	29276	800000
4	2	6	220579	78	1499	0	577766	800000
5	3	5	73055	56	1806	1276	723695	800000

This test report may be reproduced in full only. The document may only be updated by MiCOM Labs personnel. All changes will be noted in the Document History section of the report.



**Title:** Radwin Ltd AP0158770 RF Wireless Module  
**To:** FCC 15.407 & Industry Canada RSS-247 Issue 1  
**Serial #:** RDWN39-U9c DFS Rev A  
**Issue Date:** 4<sup>th</sup> December 2015  
**Page:** 187 of 225

6	3	17	406466	96	1306	1335	390605	800000
7	3	15	269028	56	1823	1095	527886	800000
8	3	5	31090	100	1212	1977	765421	800000
9	1	19	386214	66	0	0	413720	800000
10	1	7	674805	59	0	0	125136	800000
11	2	15	439626	87	1131	0	359069	800000
12	1	17	692617	95	0	0	107288	800000
13	1	9	713827	71	0	0	86102	800000
14	1	12	501875	57	0	0	298068	800000
15	1	8	183028	70	0	0	616902	800000

Type 5 #12 [Back to Summary]

Burst Segment	Number of Pulses	Chirp Width MHz	t1 usec	Pulse Width (t2) usec	t3 usec	t4 usec	t5 usec	Total Segment Length usec
1	1	7	850973	84	0	0	6085	857142
2	2	7	581804	98	1317	0	273825	857142
3	2	12	118454	58	1175	0	737397	857142
4	2	9	373599	76	1819	0	481572	857142
5	1	19	673451	56	0	0	183635	857142
6	3	6	730829	57	1179	1441	123522	857142
7	1	19	526885	90	0	0	330167	857142
8	3	5	526568	76	1981	1558	326807	857142
9	3	13	112418	80	1490	1850	741144	857142
10	2	5	90138	94	1027	0	765789	857142
11	3	17	292304	79	1121	1367	562113	857142
12	3	18	622214	74	1561	1773	231372	857142
13	2	17	749951	79	1253	0	105780	857142
14	2	12	611457	81	1542	0	243981	857142

Type 5 #13 [Back to Summary]

Burst Segment	Number of Pulses	Chirp Width MHz	t1 usec	Pulse Width (t2) usec	t3 usec	t4 usec	t5 usec	Total Segment Length usec
1	2	14	1122215	76	1392	0	76241	1200000
2	2	8	496503	88	1172	0	702149	1200000
3	3	8	559763	61	1145	1493	637416	1200000
4	1	13	853524	55	0	0	346421	1200000
5	1	18	103506	58	0	0	1096436	1200000
6	3	19	460341	53	1525	1532	736443	1200000
7	2	7	343812	78	1372	0	854660	1200000
8	2	20	1126271	89	1957	0	71594	1200000
9	1	14	377647	67	0	0	822286	1200000
10	3	14	1044898	68	1107	1383	152408	1200000

This test report may be reproduced in full only. The document may only be updated by MiCOM Labs personnel. All changes will be noted in the Document History section of the report.



**Title:** Radwin Ltd AP0158770 RF Wireless Module  
**To:** FCC 15.407 & Industry Canada RSS-247 Issue 1  
**Serial #:** RDWN39-U9c DFS Rev A  
**Issue Date:** 4<sup>th</sup> December 2015  
**Page:** 188 of 225

Type 5 #14 [Back to Summary]

Burst Segment	Number of Pulses	Chirp Width MHz	t1 usec	Pulse Width (t2) usec	t3 usec	t4 usec	t5 usec	Total Segment Length usec
1	2	5	288555	52	1146	0	633271	923076
2	2	12	608961	75	1876	0	312089	923076
3	1	17	770826	85	0	0	152165	923076
4	1	18	792404	53	0	0	130619	923076
5	3	8	561755	84	1156	1560	358353	923076
6	3	13	448680	79	1374	1549	471236	923076
7	3	15	480017	57	1937	1243	439708	923076
8	1	20	893112	61	0	0	29903	923076
9	1	6	257585	73	0	0	665418	923076
10	3	18	260407	82	1480	1525	659418	923076
11	3	12	165839	62	1187	1224	754640	923076
12	2	11	82756	70	1739	0	838441	923076
13	1	11	821781	97	0	0	101198	923076

Type 5 #15 [Back to Summary]

Burst Segment	Number of Pulses	Chirp Width MHz	t1 usec	Pulse Width (t2) usec	t3 usec	t4 usec	t5 usec	Total Segment Length usec
1	1	14	886236	93	0	0	447004	1333333
2	3	19	1010367	81	1916	1401	319406	1333333
3	1	16	107348	64	0	0	1225921	1333333
4	3	18	693703	53	1265	1757	636449	1333333
5	2	16	53819	74	1062	0	1278304	1333333
6	3	8	700674	90	1878	1160	629351	1333333
7	3	17	1179904	69	1606	1962	149654	1333333
8	3	6	1046363	68	1365	1585	283816	1333333
9	2	8	458156	55	1663	0	873404	1333333

Type 5 #16 [Back to Summary]

Burst Segment	Number of Pulses	Chirp Width MHz	t1 usec	Pulse Width (t2) usec	t3 usec	t4 usec	t5 usec	Total Segment Length usec
1	1	15	378547	64	0	0	221389	600000
2	2	14	316910	72	1138	0	281808	600000
3	2	18	22476	58	1649	0	575759	600000
4	1	11	535301	61	0	0	64638	600000
5	3	17	540812	74	1186	1989	55791	600000
6	2	5	148352	58	1685	0	449847	600000
7	3	6	514291	92	1458	1258	82717	600000

This test report may be reproduced in full only. The document may only be updated by MiCOM Labs personnel. All changes will be noted in the Document History section of the report.



**Title:** Radwin Ltd AP0158770 RF Wireless Module  
**To:** FCC 15.407 & Industry Canada RSS-247 Issue 1  
**Serial #:** RDWN39-U9c DFS Rev A  
**Issue Date:** 4<sup>th</sup> December 2015  
**Page:** 189 of 225

8	3	6	25931	93	1019	1365	571406	600000
9	3	8	427345	68	1192	1302	169957	600000
10	2	8	184390	77	1724	0	413732	600000
11	3	7	456449	94	1831	1287	140151	600000
12	3	11	340749	60	1878	1891	255302	600000
13	3	10	212851	53	1390	1176	384424	600000
14	2	18	257824	66	1564	0	340480	600000
15	3	17	263383	92	1714	1338	333289	600000
16	2	5	318232	57	1234	0	280420	600000
17	2	6	357946	80	1031	0	240863	600000
18	1	17	591060	53	0	0	8887	600000
19	1	17	271064	97	0	0	328839	600000
20	1	10	222531	98	0	0	377371	600000

Type 5 #17 [Back to Summary]

Burst Segment	Number of Pulses	Chirp Width MHz	t1 usec	Pulse Width (t2) usec	t3 usec	t4 usec	t5 usec	Total Segment Length usec
1	3	11	240506	70	1169	1439	956676	1200000
2	1	5	782105	77	0	0	417818	1200000
3	3	16	302573	94	1875	1338	893932	1200000
4	3	9	344192	89	1145	1759	852637	1200000
5	1	14	318115	53	0	0	881832	1200000
6	1	9	712770	52	0	0	487178	1200000
7	2	7	195222	55	1951	0	1002717	1200000
8	3	8	34583	54	1149	1881	1162225	1200000
9	1	11	44856	51	0	0	1155093	1200000
10	1	5	538394	71	0	0	661535	1200000

Type 5 #18 [Back to Summary]

Burst Segment	Number of Pulses	Chirp Width MHz	t1 usec	Pulse Width (t2) usec	t3 usec	t4 usec	t5 usec	Total Segment Length usec
1	2	5	516127	59	1226	0	682529	1200000
2	2	10	208155	58	1590	0	990139	1200000
3	1	8	548368	99	0	0	651533	1200000
4	1	16	944999	83	0	0	254918	1200000
5	3	7	513141	75	1520	1618	683496	1200000
6	1	8	991370	85	0	0	208545	1200000
7	1	18	1182596	73	0	0	17331	1200000
8	2	7	121000	55	1212	0	1077678	1200000
9	3	14	719566	76	1671	1724	476811	1200000
10	3	6	191839	86	1828	1582	1004493	1200000

This test report may be reproduced in full only. The document may only be updated by MiCOM Labs personnel. All changes will be noted in the Document History section of the report.



**Title:** Radwin Ltd AP0158770 RF Wireless Module  
**To:** FCC 15.407 & Industry Canada RSS-247 Issue 1  
**Serial #:** RDWN39-U9c DFS Rev A  
**Issue Date:** 4<sup>th</sup> December 2015  
**Page:** 190 of 225

Type 5 #19 [Back to Summary]

Burst Segment	Number of Pulses	Chirp Width MHz	t1 usec	Pulse Width (t2) usec	t3 usec	t4 usec	t5 usec	Total Segment Length usec
1	2	10	41675	82	1940	0	956221	1000000
2	3	14	316643	78	1110	1735	680278	1000000
3	1	7	336423	67	0	0	663510	1000000
4	1	7	271613	68	0	0	728319	1000000
5	1	18	267698	78	0	0	732224	1000000
6	1	11	918308	92	0	0	81600	1000000
7	2	5	664939	85	1868	0	333023	1000000
8	2	6	637521	82	1197	0	361118	1000000
9	2	9	513252	53	1651	0	484991	1000000
10	3	9	473052	90	1339	1380	523959	1000000
11	2	16	309934	78	1695	0	688215	1000000
12	1	14	372538	92	0	0	627370	1000000

Type 5 #20 [Back to Summary]

Burst Segment	Number of Pulses	Chirp Width MHz	t1 usec	Pulse Width (t2) usec	t3 usec	t4 usec	t5 usec	Total Segment Length usec
1	1	20	1003174	81	0	0	87654	1090909
2	3	18	761955	53	1651	1666	325478	1090909
3	1	13	780234	57	0	0	310618	1090909
4	1	11	42421	99	0	0	1048389	1090909
5	1	18	543750	74	0	0	547085	1090909
6	1	5	167312	72	0	0	923525	1090909
7	2	10	885913	58	1554	0	203326	1090909
8	2	11	490804	92	1550	0	598371	1090909
9	1	15	808555	87	0	0	282267	1090909
10	3	15	543570	82	1679	1425	543989	1090909
11	1	14	365947	100	0	0	724862	1090909

Type 5 #21 [Back to Summary]

Burst Segment	Number of Pulses	Chirp Width MHz	t1 usec	Pulse Width (t2) usec	t3 usec	t4 usec	t5 usec	Total Segment Length usec
1	3	19	390448	78	1398	1604	312198	705882
2	2	16	488219	96	1714	0	215757	705882
3	1	19	382639	55	0	0	323188	705882
4	1	7	440162	56	0	0	265664	705882
5	2	11	397731	84	1272	0	306711	705882
6	1	10	13628	92	0	0	692162	705882

This test report may be reproduced in full only. The document may only be updated by MiCOM Labs personnel. All changes will be noted in the Document History section of the report.



**Title:** Radwin Ltd AP0158770 RF Wireless Module  
**To:** FCC 15.407 & Industry Canada RSS-247 Issue 1  
**Serial #:** RDWN39-U9c DFS Rev A  
**Issue Date:** 4<sup>th</sup> December 2015  
**Page:** 191 of 225

7	2	10	14301	56	1553	0	689916	705882
8	3	20	665045	51	1935	1007	37742	705882
9	3	18	157789	90	1905	1027	544891	705882
10	1	17	622873	78	0	0	82931	705882
11	1	18	703320	95	0	0	2467	705882
12	3	11	134232	52	1284	1325	568885	705882
13	3	13	246776	59	1414	1594	455921	705882
14	1	9	610878	64	0	0	94940	705882
15	2	6	513370	69	1218	0	191156	705882
16	3	13	614851	93	1245	1340	88167	705882
17	1	7	224631	79	0	0	481172	705882

Type 5 #22 [Back to Summary]

Burst Segment	Number of Pulses	Chirp Width MHz	t1 usec	Pulse Width (t2) usec	t3 usec	t4 usec	t5 usec	Total Segment Length usec
1	2	10	693185	78	1791	0	395777	1090909
2	3	18	318302	81	1167	1713	769484	1090909
3	2	15	62331	65	1084	0	1027364	1090909
4	1	9	877211	97	0	0	213601	1090909
5	3	9	961340	80	1838	1195	126296	1090909
6	1	10	560309	100	0	0	530500	1090909
7	2	6	880296	68	1350	0	209127	1090909
8	2	12	1005134	98	1229	0	84350	1090909
9	3	5	492707	65	1015	1556	595436	1090909
10	1	9	891630	79	0	0	199200	1090909
11	3	18	1024527	83	1514	1472	63147	1090909

Type 5 #23 [Back to Summary]

Burst Segment	Number of Pulses	Chirp Width MHz	t1 usec	Pulse Width (t2) usec	t3 usec	t4 usec	t5 usec	Total Segment Length usec
1	2	17	679570	80	1629	0	409550	1090909
2	2	6	331583	83	1923	0	757237	1090909
3	3	13	758553	94	1115	1804	329155	1090909
4	2	12	274877	51	1550	0	814380	1090909
5	1	16	512207	87	0	0	578615	1090909
6	3	13	632198	75	1944	1526	455016	1090909
7	3	9	517833	94	1446	1888	569460	1090909
8	1	17	432978	57	0	0	657874	1090909
9	3	7	820813	82	1229	1702	266919	1090909
10	3	20	3961	58	1475	1481	1083818	1090909
11	2	8	64378	51	1854	0	1024575	1090909

This test report may be reproduced in full only. The document may only be updated by MiCOM Labs personnel. All changes will be noted in the Document History section of the report.



**Title:** Radwin Ltd AP0158770 RF Wireless Module  
**To:** FCC 15.407 & Industry Canada RSS-247 Issue 1  
**Serial #:** RDWN39-U9c DFS Rev A  
**Issue Date:** 4<sup>th</sup> December 2015  
**Page:** 192 of 225

Type 5 #24 [Back to Summary]

Burst Segment	Number of Pulses	Chirp Width MHz	t1 usec	Pulse Width (t2) usec	t3 usec	t4 usec	t5 usec	Total Segment Length usec
1	3	6	865697	50	1169	1397	331587	1200000
2	1	8	803946	50	0	0	396004	1200000
3	3	6	183417	61	1886	1665	1012849	1200000
4	2	14	920507	83	1464	0	277863	1200000
5	3	10	119944	90	1986	1050	1076750	1200000
6	3	9	499531	74	1231	1034	697982	1200000
7	1	17	333807	62	0	0	866131	1200000
8	3	11	655774	62	1148	1700	541192	1200000
9	1	16	479035	63	0	0	720902	1200000
10	2	8	680208	67	1686	0	517972	1200000

Type 5 #25 [Back to Summary]

Burst Segment	Number of Pulses	Chirp Width MHz	t1 usec	Pulse Width (t2) usec	t3 usec	t4 usec	t5 usec	Total Segment Length usec
1	2	19	826302	69	1204	0	263265	1090909
2	1	14	225211	67	0	0	865631	1090909
3	2	12	875407	98	1882	0	213424	1090909
4	3	18	445248	82	1876	1618	641921	1090909
5	1	6	465905	66	0	0	624938	1090909
6	3	8	583610	55	1651	1504	503979	1090909
7	1	15	845198	79	0	0	245632	1090909
8	3	10	595634	87	1597	1520	491897	1090909
9	3	20	644750	90	1172	1599	443118	1090909
10	2	12	517407	97	1964	0	571344	1090909
11	2	7	304676	53	1090	0	785037	1090909

Type 5 #26 [Back to Summary]

Burst Segment	Number of Pulses	Chirp Width MHz	t1 usec	Pulse Width (t2) usec	t3 usec	t4 usec	t5 usec	Total Segment Length usec
1	2	15	693495	72	1937	0	304424	1000000
2	1	9	377617	84	0	0	622299	1000000
3	3	20	265313	55	1199	1299	732024	1000000
4	2	13	373564	53	1366	0	624964	1000000
5	3	7	193244	92	1724	1315	803441	1000000
6	2	18	504185	53	1504	0	494205	1000000
7	3	11	859888	77	1842	1158	136881	1000000
8	2	15	879851	60	1272	0	118757	1000000

This test report may be reproduced in full only. The document may only be updated by MiCOM Labs personnel. All changes will be noted in the Document History section of the report.





**Title:** Radwin Ltd AP0158770 RF Wireless Module  
**To:** FCC 15.407 & Industry Canada RSS-247 Issue 1  
**Serial #:** RDWN39-U9c DFS Rev A  
**Issue Date:** 4<sup>th</sup> December 2015  
**Page:** 193 of 225

9	1	9	951055	91	0	0	48854	1000000
10	1	8	7912	83	0	0	992005	1000000
11	3	16	661597	82	1906	1427	334824	1000000
12	1	14	501006	97	0	0	498897	1000000

Type 5 #27 [Back to Summary]

Burst Segment	Number of Pulses	Chirp Width MHz	t1 usec	Pulse Width (t2) usec	t3 usec	t4 usec	t5 usec	Total Segment Length usec
1	2	18	337468	71	1271	0	461119	800000
2	2	12	393490	89	1107	0	405225	800000
3	2	15	11951	66	1102	0	786815	800000
4	2	12	747096	68	1363	0	51405	800000
5	3	18	764600	93	1506	1865	31750	800000
6	2	7	741525	100	1893	0	56382	800000
7	3	6	276485	85	1663	1463	520134	800000
8	2	13	165254	93	1479	0	633081	800000
9	1	13	254481	76	0	0	545443	800000
10	1	11	45397	90	0	0	754513	800000
11	3	9	602401	74	1565	1701	194111	800000
12	2	11	641271	68	1462	0	157131	800000
13	3	8	499155	64	1563	1469	297621	800000
14	2	13	647084	72	1260	0	151512	800000
15	2	12	599015	93	1670	0	199129	800000

Type 5 #28 [Back to Summary]

Burst Segment	Number of Pulses	Chirp Width MHz	t1 usec	Pulse Width (t2) usec	t3 usec	t4 usec	t5 usec	Total Segment Length usec
1	3	19	120117	77	1834	1581	876237	1000000
2	3	16	904504	72	1130	1406	92744	1000000
3	3	7	690495	99	1385	1708	306115	1000000
4	3	20	464450	95	1068	1692	532505	1000000
5	2	17	873813	93	1100	0	124901	1000000
6	2	5	203837	55	1005	0	795048	1000000
7	2	13	204659	93	1970	0	793185	1000000
8	1	6	737595	61	0	0	262344	1000000
9	2	13	280211	58	1644	0	718029	1000000
10	3	7	860964	61	1764	1743	135346	1000000
11	2	18	468766	95	1453	0	529591	1000000
12	3	19	20989	66	1574	1326	975913	1000000

This test report may be reproduced in full only. The document may only be updated by MiCOM Labs personnel. All changes will be noted in the Document History section of the report.



**Title:** Radwin Ltd AP0158770 RF Wireless Module  
**To:** FCC 15.407 & Industry Canada RSS-247 Issue 1  
**Serial #:** RDWN39-U9c DFS Rev A  
**Issue Date:** 4<sup>th</sup> December 2015  
**Page:** 194 of 225

Type 5 #29 [Back to Summary]

Burst Segment	Number of Pulses	Chirp Width MHz	t1 usec	Pulse Width (t2) usec	t3 usec	t4 usec	t5 usec	Total Segment Length usec
1	3	14	735940	85	1281	1842	260682	1000000
2	2	15	330072	89	1838	0	667912	1000000
3	1	18	215930	65	0	0	784005	1000000
4	2	15	344646	71	1261	0	653951	1000000
5	1	17	498908	57	0	0	501035	1000000
6	1	13	483455	54	0	0	516491	1000000
7	3	13	793503	67	1411	1475	203410	1000000
8	2	16	377505	97	1390	0	620911	1000000
9	2	20	559082	64	1211	0	439579	1000000
10	2	7	504765	83	1638	0	493431	1000000
11	3	19	85224	73	1065	1676	911816	1000000
12	3	6	237607	95	1277	1750	759081	1000000

Type 5 #30 [Back to Summary]

Burst Segment	Number of Pulses	Chirp Width MHz	t1 usec	Pulse Width (t2) usec	t3 usec	t4 usec	t5 usec	Total Segment Length usec
1	3	9	747688	65	1920	1720	748477	1500000
2	1	18	59604	64	0	0	1440332	1500000
3	1	6	469586	93	0	0	1030321	1500000
4	3	19	1290809	62	1343	1935	205727	1500000
5	3	19	1196873	51	1621	1346	300007	1500000
6	3	5	940180	94	1619	1112	556807	1500000
7	1	5	1363961	63	0	0	135976	1500000
8	1	20	985629	83	0	0	514288	1500000

This test report may be reproduced in full only. The document may only be updated by MiCOM Labs personnel. All changes will be noted in the Document History section of the report.



**Title:** Radwin Ltd AP0158770 RF Wireless Module  
**To:** FCC 15.407 & Industry Canada RSS-247 Issue 1  
**Serial #:** RDWN39-U9c DFS Rev A  
**Issue Date:** 4<sup>th</sup> December 2015  
**Page:** 195 of 225

**Type 6 #1 [Back to Summary]**

**This table contains a list of 100 hop frequencies, randomly selected from 5250-5724MHz in 1MHz steps**

#01-5457	#02-5358	#03-5721	#04-5446	#05-5554	#06-5349	#07-5538	#08-5616	#09-5643	#10-5559
#11-5322	#12-5693	#13-5637	#14-5428	#15-5262	#16-5679	#17-5441	#18-5571	#19-5522	#20-5687
#21-5624	#22-5406	#23-5362	#24-5343	#25-5690	#26-5558	#27-5576	#28-5628	#29-5377	#30-5260
#31-5717	#32-5382	#33-5381	#34-5452	#35-5605	#36-5266	#37-5480	#38-5715	#39-5314	#40-5341
#41-5695	#42-5270	#43-5434	#44-5471	#45-5335	#46-5635	#47-5626	#48-5366	#49-5316	#50-5490
#51-5527	#52-5286	#53-5259	#54-5662	#55-5300	#56-5720	#57-5498	#58-5634	#59-5489	#60-5633
#61-5566	#62-5664	#63-5501	#64-5505	#65-5701	#66-5685	#67-5581	#68-5595	#69-5654	#70-5386
#71-5652	#72-5596	#73-5647	#74-5675	#75-5512	#76-5310	#77-5494	#78-5439	#79-5346	#80-5431
#81-5444	#82-5401	#83-5609	#84-5363	#85-5250	#86-5718	#87-5541	#88-5432	#89-5456	#90-5361
#91-5592	#92-5532	#93-5380	#94-5649	#95-5709	#96-5379	#97-5529	#98-5671	#99-5553	#100-5389

**Type 6 #2 [Back to Summary]**

**This table contains a list of 100 hop frequencies, randomly selected from 5250-5724MHz in 1MHz steps**

#01-5257	#02-5638	#03-5318	#04-5281	#05-5600	#06-5324	#07-5547	#08-5372	#09-5428	#10-5389
#11-5376	#12-5567	#13-5320	#14-5310	#15-5549	#16-5496	#17-5548	#18-5685	#19-5587	#20-5641
#21-5413	#22-5447	#23-5275	#24-5314	#25-5296	#26-5516	#27-5527	#28-5656	#29-5689	#30-5493
#31-5518	#32-5292	#33-5436	#34-5488	#35-5541	#36-5332	#37-5374	#38-5644	#39-5718	#40-5309
#41-5277	#42-5697	#43-5465	#44-5319	#45-5350	#46-5463	#47-5555	#48-5569	#49-5333	#50-5636
#51-5701	#52-5534	#53-5613	#54-5692	#55-5553	#56-5532	#57-5522	#58-5424	#59-5608	#60-5299
#61-5599	#62-5311	#63-5679	#64-5466	#65-5561	#66-5668	#67-5648	#68-5353	#69-5420	#70-5303
#71-5349	#72-5533	#73-5649	#74-5351	#75-5370	#76-5410	#77-5606	#78-5316	#79-5626	#80-5364
#81-5545	#82-5362	#83-5446	#84-5505	#85-5582	#86-5639	#87-5460	#88-5445	#89-5289	#90-5508
#91-5338	#92-5258	#93-5713	#94-5597	#95-5560	#96-5592	#97-5269	#98-5334	#99-5395	#100-5304

**Type 6 #3 [Back to Summary]**

**This table contains a list of 100 hop frequencies, randomly selected from 5250-5724MHz in 1MHz steps**

#01-5447	#02-5418	#03-5686	#04-5697	#05-5436	#06-5395	#07-5352	#08-5265	#09-5556	#10-5452
#11-5613	#12-5639	#13-5505	#14-5711	#15-5434	#16-5323	#17-5252	#18-5610	#19-5530	#20-5262
#21-5362	#22-5270	#23-5617	#24-5443	#25-5511	#26-5289	#27-5371	#28-5496	#29-5526	#30-5277
#31-5573	#32-5684	#33-5360	#34-5468	#35-5385	#36-5470	#37-5498	#38-5472	#39-5578	#40-5717
#41-5558	#42-5709	#43-5450	#44-5304	#45-5426	#46-5408	#47-5671	#48-5332	#49-5712	#50-5699
#51-5383	#52-5666	#53-5492	#54-5435	#55-5397	#56-5274	#57-5580	#58-5464	#59-5528	#60-5603
#61-5653	#62-5529	#63-5286	#64-5576	#65-5688	#66-5549	#67-5504	#68-5281	#69-5417	#70-5275
#71-5369	#72-5437	#73-5356	#74-5459	#75-5310	#76-5669	#77-5338	#78-5586	#79-5701	#80-5683
#81-5256	#82-5430	#83-5381	#84-5503	#85-5279	#86-5633	#87-5306	#88-5646	#89-5267	#90-5574
#91-5444	#92-5553	#93-5680	#94-5531	#95-5358	#96-5547	#97-5714	#98-5420	#99-5283	#100-5375

**Type 6 #4 [Back to Summary]**

**This table contains a list of 100 hop frequencies, randomly selected from 5250-5724MHz in 1MHz steps**

#01-5413	#02-5329	#03-5491	#04-5609	#05-5584	#06-5267	#07-5668	#08-5552	#09-5485	#10-5618
#11-5268	#12-5543	#13-5467	#14-5576	#15-5619	#16-5590	#17-5407	#18-5447	#19-5403	#20-5389
#21-5691	#22-5345	#23-5458	#24-5366	#25-5630	#26-5428	#27-5593	#28-5703	#29-5694	#30-5499

This test report may be reproduced in full only. The document may only be updated by MiCOM Labs personnel. All changes will be noted in the Document History section of the report.



**Title:** Radwin Ltd AP0158770 RF Wireless Module  
**To:** FCC 15.407 & Industry Canada RSS-247 Issue 1  
**Serial #:** RDWN39-U9c DFS Rev A  
**Issue Date:** 4<sup>th</sup> December 2015  
**Page:** 196 of 225

#31-5697	#32-5636	#33-5259	#34-5614	#35-5420	#36-5615	#37-5362	#38-5344	#39-5507	#40-5681
#41-5425	#42-5335	#43-5354	#44-5452	#45-5464	#46-5682	#47-5556	#48-5605	#49-5711	#50-5709
#51-5597	#52-5400	#53-5490	#54-5684	#55-5506	#56-5649	#57-5494	#58-5571	#59-5559	#60-5320
#61-5254	#62-5695	#63-5712	#64-5557	#65-5290	#66-5294	#67-5433	#68-5443	#69-5631	#70-5281
#71-5526	#72-5700	#73-5379	#74-5271	#75-5387	#76-5527	#77-5342	#78-5650	#79-5544	#80-5275
#81-5469	#82-5677	#83-5503	#84-5596	#85-5384	#86-5250	#87-5282	#88-5656	#89-5706	#90-5519
#91-5382	#92-5459	#93-5568	#94-5564	#95-5666	#96-5263	#97-5569	#98-5493	#99-5436	#100-5560

**Type 6 #5 [Back to Summary]**

**This table contains a list of 100 hop frequencies, randomly selected from 5250-5724MHz in 1MHz steps**

#01-5514	#02-5555	#03-5485	#04-5511	#05-5691	#06-5478	#07-5630	#08-5264	#09-5295	#10-5712
#11-5476	#12-5285	#13-5303	#14-5418	#15-5635	#16-5432	#17-5357	#18-5512	#19-5650	#20-5502
#21-5256	#22-5568	#23-5644	#24-5284	#25-5544	#26-5387	#27-5709	#28-5531	#29-5430	#30-5588
#31-5700	#32-5490	#33-5668	#34-5332	#35-5554	#36-5495	#37-5689	#38-5477	#39-5597	#40-5505
#41-5336	#42-5472	#43-5533	#44-5395	#45-5280	#46-5462	#47-5615	#48-5658	#49-5553	#50-5671
#51-5636	#52-5451	#53-5692	#54-5701	#55-5646	#56-5457	#57-5590	#58-5373	#59-5500	#60-5519
#61-5360	#62-5331	#63-5667	#64-5586	#65-5547	#66-5423	#67-5629	#68-5481	#69-5422	#70-5524
#71-5260	#72-5301	#73-5678	#74-5697	#75-5381	#76-5556	#77-5364	#78-5385	#79-5642	#80-5289
#81-5528	#82-5386	#83-5501	#84-5676	#85-5297	#86-5471	#87-5348	#88-5263	#89-5308	#90-5674
#91-5613	#92-5601	#93-5317	#94-5279	#95-5327	#96-5439	#97-5464	#98-5651	#99-5681	#100-5593

**Type 6 #6 [Back to Summary]**

**This table contains a list of 100 hop frequencies, randomly selected from 5250-5724MHz in 1MHz steps**

#01-5692	#02-5481	#03-5622	#04-5401	#05-5368	#06-5687	#07-5721	#08-5675	#09-5413	#10-5628
#11-5308	#12-5411	#13-5646	#14-5678	#15-5429	#16-5259	#17-5323	#18-5539	#19-5722	#20-5325
#21-5298	#22-5254	#23-5337	#24-5341	#25-5629	#26-5711	#27-5527	#28-5287	#29-5671	#30-5428
#31-5362	#32-5571	#33-5608	#34-5632	#35-5708	#36-5540	#37-5573	#38-5672	#39-5590	#40-5300
#41-5704	#42-5358	#43-5511	#44-5710	#45-5542	#46-5631	#47-5473	#48-5390	#49-5683	#50-5426
#51-5545	#52-5688	#53-5394	#54-5531	#55-5496	#56-5382	#57-5409	#58-5684	#59-5709	#60-5515
#61-5461	#62-5264	#63-5694	#64-5614	#65-5376	#66-5674	#67-5346	#68-5665	#69-5468	#70-5352
#71-5523	#72-5723	#73-5488	#74-5452	#75-5389	#76-5491	#77-5288	#78-5250	#79-5612	#80-5432
#81-5336	#82-5270	#83-5396	#84-5292	#85-5425	#86-5458	#87-5616	#88-5353	#89-5526	#90-5444
#91-5330	#92-5355	#93-5258	#94-5268	#95-5412	#96-5262	#97-5605	#98-5470	#99-5291	#100-5498

**Type 6 #7 [Back to Summary]**

**This table contains a list of 100 hop frequencies, randomly selected from 5250-5724MHz in 1MHz steps**

#01-5618	#02-5682	#03-5544	#04-5487	#05-5671	#06-5515	#07-5574	#08-5345	#09-5652	#10-5674
#11-5468	#12-5368	#13-5675	#14-5466	#15-5305	#16-5326	#17-5561	#18-5666	#19-5633	#20-5442
#21-5620	#22-5279	#23-5346	#24-5381	#25-5473	#26-5273	#27-5562	#28-5600	#29-5352	#30-5456
#31-5524	#32-5355	#33-5283	#34-5564	#35-5658	#36-5450	#37-5590	#38-5580	#39-5653	#40-5481
#41-5257	#42-5530	#43-5405	#44-5514	#45-5624	#46-5314	#47-5681	#48-5253	#49-5293	#50-5528
#51-5382	#52-5540	#53-5602	#54-5589	#55-5585	#56-5412	#57-5264	#58-5647	#59-5678	#60-5698
#61-5717	#62-5446	#63-5400	#64-5363	#65-5334	#66-5627	#67-5372	#68-5695	#69-5336	#70-5704
#71-5685	#72-5612	#73-5474	#74-5665	#75-5591	#76-5573	#77-5684	#78-5615	#79-5643	#80-5348

This test report may be reproduced in full only. The document may only be updated by MiCOM Labs personnel. All changes will be noted in the Document History section of the report.



**Title:** Radwin Ltd AP0158770 RF Wireless Module  
**To:** FCC 15.407 & Industry Canada RSS-247 Issue 1  
**Serial #:** RDWN39-U9c DFS Rev A  
**Issue Date:** 4<sup>th</sup> December 2015  
**Page:** 197 of 225

#81-5720	#82-5697	#83-5467	#84-5299	#85-5699	#86-5323	#87-5288	#88-5576	#89-5657	#90-5700
#91-5507	#92-5255	#93-5401	#94-5290	#95-5294	#96-5559	#97-5378	#98-5322	#99-5403	#100-5715

**Type 6 #8 [Back to Summary]**

**This table contains a list of 100 hop frequencies, randomly selected from 5250-5724MHz in 1MHz steps**

#01-5365	#02-5644	#03-5545	#04-5416	#05-5687	#06-5312	#07-5304	#08-5619	#09-5283	#10-5404
#11-5390	#12-5591	#13-5698	#14-5652	#15-5299	#16-5561	#17-5369	#18-5403	#19-5253	#20-5427
#21-5597	#22-5389	#23-5660	#24-5440	#25-5643	#26-5571	#27-5334	#28-5694	#29-5339	#30-5528
#31-5544	#32-5612	#33-5309	#34-5584	#35-5467	#36-5409	#37-5695	#38-5638	#39-5452	#40-5370
#41-5300	#42-5576	#43-5260	#44-5673	#45-5317	#46-5367	#47-5510	#48-5541	#49-5678	#50-5289
#51-5399	#52-5402	#53-5700	#54-5709	#55-5355	#56-5383	#57-5293	#58-5466	#59-5649	#60-5669
#61-5600	#62-5704	#63-5639	#64-5620	#65-5344	#66-5684	#67-5433	#68-5340	#69-5477	#70-5333
#71-5429	#72-5335	#73-5453	#74-5549	#75-5386	#76-5489	#77-5395	#78-5460	#79-5666	#80-5609
#81-5418	#82-5362	#83-5276	#84-5651	#85-5421	#86-5482	#87-5445	#88-5356	#89-5414	#90-5693
#91-5614	#92-5447	#93-5718	#94-5580	#95-5308	#96-5610	#97-5626	#98-5650	#99-5298	#100-5442

**Type 6 #9 [Back to Summary]**

**This table contains a list of 100 hop frequencies, randomly selected from 5250-5724MHz in 1MHz steps**

#01-5262	#02-5396	#03-5496	#04-5532	#05-5361	#06-5426	#07-5493	#08-5697	#09-5433	#10-5452
#11-5707	#12-5658	#13-5507	#14-5644	#15-5467	#16-5281	#17-5708	#18-5358	#19-5265	#20-5366
#21-5424	#22-5404	#23-5659	#24-5680	#25-5392	#26-5633	#27-5336	#28-5283	#29-5301	#30-5723
#31-5517	#32-5436	#33-5703	#34-5458	#35-5408	#36-5673	#37-5548	#38-5588	#39-5712	#40-5450
#41-5429	#42-5591	#43-5411	#44-5465	#45-5310	#46-5323	#47-5389	#48-5684	#49-5582	#50-5627
#51-5518	#52-5635	#53-5656	#54-5268	#55-5583	#56-5461	#57-5541	#58-5453	#59-5339	#60-5460
#61-5646	#62-5434	#63-5660	#64-5520	#65-5679	#66-5298	#67-5485	#68-5381	#69-5333	#70-5409
#71-5494	#72-5277	#73-5640	#74-5719	#75-5537	#76-5498	#77-5464	#78-5332	#79-5559	#80-5672
#81-5443	#82-5345	#83-5724	#84-5525	#85-5296	#86-5440	#87-5550	#88-5600	#89-5385	#90-5622
#91-5714	#92-5508	#93-5407	#94-5476	#95-5669	#96-5356	#97-5275	#98-5628	#99-5553	#100-5499

**Type 6 #10 [Back to Summary]**

**This table contains a list of 100 hop frequencies, randomly selected from 5250-5724MHz in 1MHz steps**

#01-5468	#02-5273	#03-5608	#04-5265	#05-5296	#06-5687	#07-5327	#08-5307	#09-5618	#10-5392
#11-5386	#12-5452	#13-5338	#14-5661	#15-5719	#16-5632	#17-5582	#18-5660	#19-5505	#20-5676
#21-5250	#22-5359	#23-5379	#24-5650	#25-5461	#26-5271	#27-5519	#28-5701	#29-5534	#30-5293
#31-5495	#32-5669	#33-5602	#34-5700	#35-5642	#36-5280	#37-5417	#38-5503	#39-5637	#40-5304
#41-5350	#42-5491	#43-5480	#44-5578	#45-5305	#46-5318	#47-5539	#48-5675	#49-5448	#50-5693
#51-5297	#52-5548	#53-5467	#54-5639	#55-5478	#56-5339	#57-5537	#58-5641	#59-5666	#60-5533
#61-5331	#62-5334	#63-5348	#64-5615	#65-5508	#66-5460	#67-5685	#68-5601	#69-5415	#70-5406
#71-5593	#72-5622	#73-5624	#74-5592	#75-5322	#76-5405	#77-5310	#78-5456	#79-5569	#80-5502
#81-5366	#82-5324	#83-5447	#84-5371	#85-5385	#86-5311	#87-5414	#88-5605	#89-5587	#90-5696
#91-5496	#92-5269	#93-5381	#94-5522	#95-5583	#96-5579	#97-5597	#98-5571	#99-5252	#100-5429

This test report may be reproduced in full only. The document may only be updated by MiCOM Labs personnel. All changes will be noted in the Document History section of the report.



**Title:** Radwin Ltd AP0158770 RF Wireless Module  
**To:** FCC 15.407 & Industry Canada RSS-247 Issue 1  
**Serial #:** RDWN39-U9c DFS Rev A  
**Issue Date:** 4<sup>th</sup> December 2015  
**Page:** 198 of 225

**Type 6 #11 [Back to Summary]**

**This table contains a list of 100 hop frequencies, randomly selected from 5250-5724MHz in 1MHz steps**

#01-5650	#02-5567	#03-5296	#04-5578	#05-5267	#06-5381	#07-5580	#08-5459	#09-5688	#10-5554
#11-5693	#12-5273	#13-5417	#14-5387	#15-5325	#16-5624	#17-5637	#18-5660	#19-5535	#20-5543
#21-5621	#22-5376	#23-5605	#24-5436	#25-5492	#26-5359	#27-5608	#28-5452	#29-5602	#30-5696
#31-5656	#32-5364	#33-5512	#34-5268	#35-5445	#36-5542	#37-5264	#38-5560	#39-5648	#40-5473
#41-5256	#42-5487	#43-5532	#44-5440	#45-5438	#46-5358	#47-5520	#48-5385	#49-5507	#50-5679
#51-5685	#52-5635	#53-5442	#54-5718	#55-5524	#56-5687	#57-5585	#58-5336	#59-5633	#60-5498
#61-5377	#62-5581	#63-5717	#64-5623	#65-5486	#66-5399	#67-5666	#68-5508	#69-5609	#70-5326
#71-5262	#72-5311	#73-5536	#74-5384	#75-5568	#76-5415	#77-5722	#78-5564	#79-5670	#80-5261
#81-5270	#82-5647	#83-5518	#84-5460	#85-5645	#86-5404	#87-5474	#88-5265	#89-5700	#90-5603
#91-5630	#92-5540	#93-5584	#94-5597	#95-5370	#96-5443	#97-5724	#98-5319	#99-5380	#100-5432

**Type 6 #12 [Back to Summary]**

**This table contains a list of 100 hop frequencies, randomly selected from 5250-5724MHz in 1MHz steps**

#01-5398	#02-5680	#03-5522	#04-5588	#05-5676	#06-5319	#07-5275	#08-5432	#09-5658	#10-5705
#11-5602	#12-5656	#13-5692	#14-5663	#15-5270	#16-5653	#17-5455	#18-5576	#19-5722	#20-5336
#21-5657	#22-5479	#23-5278	#24-5598	#25-5387	#26-5512	#27-5443	#28-5279	#29-5670	#30-5578
#31-5378	#32-5371	#33-5516	#34-5312	#35-5689	#36-5308	#37-5541	#38-5523	#39-5675	#40-5421
#41-5697	#42-5560	#43-5664	#44-5629	#45-5431	#46-5422	#47-5321	#48-5281	#49-5626	#50-5294
#51-5499	#52-5643	#53-5652	#54-5648	#55-5450	#56-5414	#57-5600	#58-5720	#59-5486	#60-5329
#61-5577	#62-5481	#63-5390	#64-5606	#65-5601	#66-5306	#67-5595	#68-5639	#69-5303	#70-5301
#71-5385	#72-5507	#73-5442	#74-5459	#75-5608	#76-5261	#77-5582	#78-5599	#79-5714	#80-5346
#81-5469	#82-5472	#83-5562	#84-5393	#85-5286	#86-5384	#87-5340	#88-5358	#89-5320	#90-5659
#91-5617	#92-5707	#93-5513	#94-5272	#95-5555	#96-5366	#97-5674	#98-5702	#99-5575	#100-5633

**Type 6 #13 [Back to Summary]**

**This table contains a list of 100 hop frequencies, randomly selected from 5250-5724MHz in 1MHz steps**

#01-5262	#02-5386	#03-5460	#04-5715	#05-5716	#06-5531	#07-5588	#08-5387	#09-5611	#10-5340
#11-5480	#12-5261	#13-5642	#14-5294	#15-5457	#16-5269	#17-5461	#18-5549	#19-5669	#20-5705
#21-5430	#22-5551	#23-5614	#24-5476	#25-5670	#26-5585	#27-5431	#28-5466	#29-5398	#30-5290
#31-5368	#32-5619	#33-5564	#34-5256	#35-5393	#36-5348	#37-5552	#38-5456	#39-5542	#40-5297
#41-5527	#42-5420	#43-5595	#44-5703	#45-5347	#46-5714	#47-5374	#48-5282	#49-5594	#50-5452
#51-5435	#52-5497	#53-5724	#54-5489	#55-5295	#56-5407	#57-5646	#58-5462	#59-5299	#60-5361
#61-5367	#62-5328	#63-5469	#64-5451	#65-5442	#66-5317	#67-5499	#68-5613	#69-5504	#70-5337
#71-5708	#72-5305	#73-5325	#74-5607	#75-5333	#76-5409	#77-5640	#78-5335	#79-5275	#80-5364
#81-5484	#82-5629	#83-5302	#84-5606	#85-5298	#86-5620	#87-5560	#88-5477	#89-5365	#90-5303
#91-5517	#92-5483	#93-5621	#94-5630	#95-5647	#96-5648	#97-5345	#98-5563	#99-5656	#100-5266

**Type 6 #14 [Back to Summary]**

**This table contains a list of 100 hop frequencies, randomly selected from 5250-5724MHz in 1MHz steps**

#01-5433	#02-5695	#03-5313	#04-5324	#05-5527	#06-5303	#07-5384	#08-5275	#09-5342	#10-5691
#11-5355	#12-5614	#13-5412	#14-5398	#15-5485	#16-5450	#17-5717	#18-5669	#19-5585	#20-5593
#21-5251	#22-5533	#23-5373	#24-5436	#25-5463	#26-5486	#27-5716	#28-5420	#29-5654	#30-5523

This test report may be reproduced in full only. The document may only be updated by MiCOM Labs personnel. All changes will be noted in the Document History section of the report.



**Title:** Radwin Ltd AP0158770 RF Wireless Module  
**To:** FCC 15.407 & Industry Canada RSS-247 Issue 1  
**Serial #:** RDWN39-U9c DFS Rev A  
**Issue Date:** 4<sup>th</sup> December 2015  
**Page:** 199 of 225

#31-5432	#32-5535	#33-5446	#34-5332	#35-5543	#36-5699	#37-5506	#38-5343	#39-5339	#40-5686
#41-5550	#42-5378	#43-5655	#44-5265	#45-5499	#46-5405	#47-5619	#48-5571	#49-5712	#50-5549
#51-5431	#52-5664	#53-5612	#54-5314	#55-5542	#56-5392	#57-5580	#58-5418	#59-5647	#60-5616
#61-5329	#62-5316	#63-5666	#64-5475	#65-5624	#66-5492	#67-5503	#68-5290	#69-5707	#70-5720
#71-5448	#72-5467	#73-5284	#74-5676	#75-5445	#76-5500	#77-5387	#78-5264	#79-5644	#80-5604
#81-5336	#82-5278	#83-5689	#84-5675	#85-5483	#86-5382	#87-5455	#88-5288	#89-5660	#90-5518
#91-5393	#92-5671	#93-5307	#94-5391	#95-5430	#96-5356	#97-5590	#98-5540	#99-5650	#100-5565

**Type 6 #15 [Back to Summary]**

**This table contains a list of 100 hop frequencies, randomly selected from 5250-5724MHz in 1MHz steps**

#01-5377	#02-5466	#03-5452	#04-5366	#05-5666	#06-5676	#07-5396	#08-5312	#09-5389	#10-5595
#11-5448	#12-5541	#13-5270	#14-5492	#15-5574	#16-5514	#17-5467	#18-5512	#19-5457	#20-5283
#21-5526	#22-5615	#23-5255	#24-5620	#25-5442	#26-5493	#27-5598	#28-5464	#29-5659	#30-5705
#31-5413	#32-5398	#33-5275	#34-5643	#35-5395	#36-5641	#37-5252	#38-5647	#39-5719	#40-5566
#41-5286	#42-5400	#43-5254	#44-5325	#45-5351	#46-5491	#47-5599	#48-5624	#49-5580	#50-5404
#51-5613	#52-5327	#53-5333	#54-5616	#55-5288	#56-5486	#57-5460	#58-5557	#59-5648	#60-5423
#61-5328	#62-5657	#63-5408	#64-5432	#65-5300	#66-5515	#67-5346	#68-5658	#69-5545	#70-5518
#71-5722	#72-5376	#73-5610	#74-5654	#75-5519	#76-5619	#77-5699	#78-5608	#79-5505	#80-5341
#81-5335	#82-5314	#83-5384	#84-5605	#85-5634	#86-5430	#87-5420	#88-5724	#89-5546	#90-5488
#91-5354	#92-5272	#93-5571	#94-5618	#95-5700	#96-5497	#97-5527	#98-5617	#99-5318	#100-5534

**Type 6 #16 [Back to Summary]**

**This table contains a list of 100 hop frequencies, randomly selected from 5250-5724MHz in 1MHz steps**

#01-5442	#02-5619	#03-5637	#04-5600	#05-5530	#06-5288	#07-5696	#08-5528	#09-5354	#10-5298
#11-5597	#12-5316	#13-5346	#14-5710	#15-5381	#16-5471	#17-5437	#18-5477	#19-5341	#20-5546
#21-5377	#22-5617	#23-5353	#24-5289	#25-5286	#26-5468	#27-5700	#28-5371	#29-5421	#30-5685
#31-5613	#32-5273	#33-5526	#34-5490	#35-5692	#36-5283	#37-5624	#38-5277	#39-5267	#40-5383
#41-5306	#42-5400	#43-5504	#44-5521	#45-5315	#46-5569	#47-5276	#48-5340	#49-5420	#50-5525
#51-5497	#52-5562	#53-5251	#54-5534	#55-5561	#56-5494	#57-5545	#58-5720	#59-5406	#60-5658
#61-5337	#62-5709	#63-5293	#64-5363	#65-5616	#66-5503	#67-5403	#68-5577	#69-5684	#70-5518
#71-5678	#72-5719	#73-5510	#74-5380	#75-5345	#76-5330	#77-5515	#78-5501	#79-5688	#80-5531
#81-5488	#82-5408	#83-5446	#84-5281	#85-5586	#86-5450	#87-5693	#88-5415	#89-5460	#90-5701
#91-5676	#92-5661	#93-5567	#94-5565	#95-5703	#96-5608	#97-5321	#98-5414	#99-5581	#100-5301

**Type 6 #17 [Back to Summary]**

**This table contains a list of 100 hop frequencies, randomly selected from 5250-5724MHz in 1MHz steps**

#01-5253	#02-5391	#03-5589	#04-5311	#05-5577	#06-5546	#07-5622	#08-5517	#09-5582	#10-5556
#11-5377	#12-5344	#13-5681	#14-5447	#15-5372	#16-5487	#17-5342	#18-5518	#19-5593	#20-5512
#21-5299	#22-5514	#23-5451	#24-5427	#25-5572	#26-5393	#27-5673	#28-5496	#29-5523	#30-5329
#31-5460	#32-5324	#33-5552	#34-5395	#35-5376	#36-5420	#37-5416	#38-5525	#39-5597	#40-5396
#41-5668	#42-5368	#43-5369	#44-5551	#45-5403	#46-5705	#47-5370	#48-5442	#49-5465	#50-5516
#51-5527	#52-5318	#53-5251	#54-5464	#55-5664	#56-5412	#57-5463	#58-5434	#59-5598	#60-5375
#61-5719	#62-5502	#63-5345	#64-5303	#65-5536	#66-5320	#67-5677	#68-5542	#69-5646	#70-5446
#71-5355	#72-5331	#73-5600	#74-5419	#75-5413	#76-5553	#77-5304	#78-5307	#79-5538	#80-5658

This test report may be reproduced in full only. The document may only be updated by MiCOM Labs personnel. All changes will be noted in the Document History section of the report.



**Title:** Radwin Ltd AP0158770 RF Wireless Module  
**To:** FCC 15.407 & Industry Canada RSS-247 Issue 1  
**Serial #:** RDWN39-U9c DFS Rev A  
**Issue Date:** 4<sup>th</sup> December 2015  
**Page:** 200 of 225

#81-5484	#82-5394	#83-5636	#84-5480	#85-5674	#86-5591	#87-5273	#88-5497	#89-5611	#90-5418
#91-5489	#92-5698	#93-5606	#94-5350	#95-5620	#96-5319	#97-5294	#98-5270	#99-5295	#100-5321

[Type 6 #18 \[Back to Summary\]](#)

**This table contains a list of 100 hop frequencies, randomly selected from 5250-5724MHz in 1MHz steps**

#01-5662	#02-5689	#03-5412	#04-5525	#05-5282	#06-5391	#07-5409	#08-5447	#09-5316	#10-5480
#11-5482	#12-5648	#13-5576	#14-5406	#15-5528	#16-5308	#17-5353	#18-5532	#19-5719	#20-5503
#21-5539	#22-5636	#23-5564	#24-5302	#25-5402	#26-5410	#27-5498	#28-5566	#29-5622	#30-5441
#31-5267	#32-5392	#33-5477	#34-5321	#35-5262	#36-5626	#37-5586	#38-5696	#39-5578	#40-5277
#41-5615	#42-5292	#43-5328	#44-5468	#45-5373	#46-5427	#47-5473	#48-5464	#49-5515	#50-5524
#51-5433	#52-5486	#53-5276	#54-5516	#55-5507	#56-5275	#57-5375	#58-5360	#59-5597	#60-5618
#61-5567	#62-5550	#63-5599	#64-5463	#65-5340	#66-5420	#67-5504	#68-5393	#69-5627	#70-5446
#71-5381	#72-5678	#73-5692	#74-5613	#75-5496	#76-5558	#77-5345	#78-5653	#79-5700	#80-5661
#81-5284	#82-5301	#83-5347	#84-5258	#85-5506	#86-5366	#87-5685	#88-5712	#89-5500	#90-5475
#91-5573	#92-5706	#93-5384	#94-5298	#95-5467	#96-5453	#97-5255	#98-5256	#99-5693	#100-5320

[Type 6 #19 \[Back to Summary\]](#)

**This table contains a list of 100 hop frequencies, randomly selected from 5250-5724MHz in 1MHz steps**

#01-5613	#02-5327	#03-5302	#04-5532	#05-5308	#06-5628	#07-5260	#08-5441	#09-5279	#10-5431
#11-5398	#12-5660	#13-5584	#14-5515	#15-5452	#16-5591	#17-5681	#18-5699	#19-5459	#20-5689
#21-5406	#22-5376	#23-5696	#24-5697	#25-5558	#26-5565	#27-5355	#28-5340	#29-5621	#30-5693
#31-5688	#32-5412	#33-5269	#34-5680	#35-5698	#36-5307	#37-5529	#38-5520	#39-5471	#40-5293
#41-5425	#42-5295	#43-5524	#44-5507	#45-5264	#46-5586	#47-5298	#48-5522	#49-5253	#50-5638
#51-5486	#52-5356	#53-5494	#54-5559	#55-5475	#56-5313	#57-5705	#58-5335	#59-5663	#60-5535
#61-5429	#62-5692	#63-5620	#64-5353	#65-5433	#66-5635	#67-5707	#68-5641	#69-5401	#70-5410
#71-5610	#72-5630	#73-5652	#74-5357	#75-5283	#76-5265	#77-5292	#78-5562	#79-5420	#80-5299
#81-5651	#82-5637	#83-5436	#84-5389	#85-5556	#86-5719	#87-5548	#88-5435	#89-5482	#90-5720
#91-5328	#92-5629	#93-5404	#94-5675	#95-5315	#96-5392	#97-5370	#98-5568	#99-5278	#100-5581

[Type 6 #20 \[Back to Summary\]](#)

**This table contains a list of 100 hop frequencies, randomly selected from 5250-5724MHz in 1MHz steps**

#01-5428	#02-5386	#03-5632	#04-5442	#05-5255	#06-5690	#07-5566	#08-5621	#09-5698	#10-5258
#11-5252	#12-5570	#13-5426	#14-5520	#15-5449	#16-5568	#17-5335	#18-5407	#19-5586	#20-5425
#21-5347	#22-5419	#23-5362	#24-5573	#25-5378	#26-5628	#27-5433	#28-5543	#29-5701	#30-5420
#31-5300	#32-5370	#33-5271	#34-5319	#35-5459	#36-5299	#37-5481	#38-5364	#39-5713	#40-5582
#41-5593	#42-5636	#43-5509	#44-5711	#45-5325	#46-5308	#47-5702	#48-5286	#49-5476	#50-5472
#51-5307	#52-5687	#53-5706	#54-5577	#55-5483	#56-5259	#57-5274	#58-5313	#59-5351	#60-5506
#61-5273	#62-5644	#63-5528	#64-5683	#65-5606	#66-5549	#67-5357	#68-5311	#69-5399	#70-5336
#71-5695	#72-5418	#73-5253	#74-5557	#75-5436	#76-5635	#77-5376	#78-5497	#79-5320	#80-5651
#81-5397	#82-5316	#83-5479	#84-5363	#85-5337	#86-5389	#87-5561	#88-5275	#89-5422	#90-5612
#91-5569	#92-5716	#93-5277	#94-5443	#95-5484	#96-5595	#97-5700	#98-5326	#99-5385	#100-5518

[Type 6 #21 \[Back to Summary\]](#)

**This table contains a list of 100 hop frequencies, randomly selected from 5250-5724MHz in 1MHz steps**

This test report may be reproduced in full only. The document may only be updated by MiCOM Labs personnel. All changes will be noted in the Document History section of the report.





**Title:** Radwin Ltd AP0158770 RF Wireless Module  
**To:** FCC 15.407 & Industry Canada RSS-247 Issue 1  
**Serial #:** RDWN39-U9c DFS Rev A  
**Issue Date:** 4<sup>th</sup> December 2015  
**Page:** 201 of 225

#01-5702	#02-5270	#03-5296	#04-5348	#05-5623	#06-5535	#07-5718	#08-5425	#09-5359	#10-5682
#11-5414	#12-5415	#13-5596	#14-5467	#15-5380	#16-5521	#17-5586	#18-5374	#19-5638	#20-5645
#21-5531	#22-5652	#23-5712	#24-5445	#25-5654	#26-5304	#27-5561	#28-5306	#29-5422	#30-5714
#31-5344	#32-5277	#33-5543	#34-5411	#35-5398	#36-5514	#37-5350	#38-5376	#39-5611	#40-5436
#41-5691	#42-5612	#43-5551	#44-5540	#45-5406	#46-5701	#47-5354	#48-5323	#49-5363	#50-5677
#51-5471	#52-5300	#53-5282	#54-5576	#55-5419	#56-5524	#57-5481	#58-5407	#59-5369	#60-5661
#61-5692	#62-5320	#63-5387	#64-5302	#65-5706	#66-5257	#67-5485	#68-5722	#69-5276	#70-5588
#71-5686	#72-5349	#73-5618	#74-5666	#75-5327	#76-5456	#77-5707	#78-5308	#79-5287	#80-5597
#81-5556	#82-5361	#83-5365	#84-5662	#85-5656	#86-5624	#87-5317	#88-5279	#89-5480	#90-5403
#91-5372	#92-5316	#93-5603	#94-5679	#95-5444	#96-5552	#97-5617	#98-5338	#99-5658	#100-5683

[Type 6 #22 \[Back to Summary\]](#)

This table contains a list of 100 hop frequencies, randomly selected from 5250-5724MHz in 1MHz steps

#01-5306	#02-5583	#03-5404	#04-5675	#05-5386	#06-5603	#07-5655	#08-5448	#09-5526	#10-5471
#11-5670	#12-5590	#13-5319	#14-5554	#15-5395	#16-5621	#17-5688	#18-5276	#19-5656	#20-5429
#21-5387	#22-5685	#23-5562	#24-5407	#25-5334	#26-5640	#27-5430	#28-5332	#29-5402	#30-5284
#31-5663	#32-5272	#33-5432	#34-5704	#35-5599	#36-5718	#37-5700	#38-5674	#39-5401	#40-5714
#41-5282	#42-5601	#43-5608	#44-5699	#45-5507	#46-5722	#47-5298	#48-5533	#49-5547	#50-5588
#51-5478	#52-5545	#53-5346	#54-5270	#55-5721	#56-5591	#57-5422	#58-5573	#59-5295	#60-5492
#61-5532	#62-5647	#63-5340	#64-5679	#65-5645	#66-5264	#67-5345	#68-5505	#69-5440	#70-5355
#71-5333	#72-5551	#73-5643	#74-5381	#75-5523	#76-5579	#77-5421	#78-5322	#79-5408	#80-5503
#81-5698	#82-5435	#83-5391	#84-5711	#85-5359	#86-5325	#87-5302	#88-5349	#89-5631	#90-5344
#91-5626	#92-5495	#93-5288	#94-5439	#95-5262	#96-5316	#97-5539	#98-5289	#99-5552	#100-5290

[Type 6 #23 \[Back to Summary\]](#)

This table contains a list of 100 hop frequencies, randomly selected from 5250-5724MHz in 1MHz steps

#01-5299	#02-5441	#03-5321	#04-5459	#05-5307	#06-5453	#07-5656	#08-5425	#09-5428	#10-5666
#11-5635	#12-5526	#13-5298	#14-5369	#15-5699	#16-5603	#17-5380	#18-5451	#19-5262	#20-5287
#21-5391	#22-5677	#23-5572	#24-5552	#25-5688	#26-5640	#27-5694	#28-5491	#29-5632	#30-5415
#31-5293	#32-5607	#33-5663	#34-5341	#35-5519	#36-5288	#37-5591	#38-5719	#39-5621	#40-5644
#41-5685	#42-5641	#43-5585	#44-5350	#45-5714	#46-5319	#47-5437	#48-5408	#49-5562	#50-5540
#51-5253	#52-5488	#53-5473	#54-5344	#55-5537	#56-5687	#57-5658	#58-5521	#59-5501	#60-5613
#61-5277	#62-5587	#63-5681	#64-5574	#65-5661	#66-5386	#67-5554	#68-5367	#69-5439	#70-5717
#71-5655	#72-5692	#73-5651	#74-5625	#75-5444	#76-5256	#77-5455	#78-5316	#79-5659	#80-5434
#81-5281	#82-5539	#83-5684	#84-5624	#85-5334	#86-5710	#87-5405	#88-5433	#89-5278	#90-5557
#91-5487	#92-5283	#93-5469	#94-5351	#95-5272	#96-5257	#97-5503	#98-5611	#99-5443	#100-5496

[Type 6 #24 \[Back to Summary\]](#)

This table contains a list of 100 hop frequencies, randomly selected from 5250-5724MHz in 1MHz steps

#01-5542	#02-5665	#03-5481	#04-5610	#05-5312	#06-5454	#07-5327	#08-5495	#09-5407	#10-5686
#11-5653	#12-5497	#13-5543	#14-5371	#15-5302	#16-5486	#17-5469	#18-5274	#19-5381	#20-5283
#21-5533	#22-5627	#23-5384	#24-5350	#25-5617	#26-5405	#27-5351	#28-5269	#29-5708	#30-5447
#31-5538	#32-5298	#33-5716	#34-5510	#35-5722	#36-5393	#37-5448	#38-5675	#39-5506	#40-5328
#41-5663	#42-5596	#43-5559	#44-5651	#45-5705	#46-5372	#47-5511	#48-5512	#49-5478	#50-5479

This test report may be reproduced in full only. The document may only be updated by MiCOM Labs personnel. All changes will be noted in the Document History section of the report.



**Title:** Radwin Ltd AP0158770 RF Wireless Module  
**To:** FCC 15.407 & Industry Canada RSS-247 Issue 1  
**Serial #:** RDWN39-U9c DFS Rev A  
**Issue Date:** 4<sup>th</sup> December 2015  
**Page:** 202 of 225

#51-5410	#52-5687	#53-5640	#54-5530	#55-5718	#56-5631	#57-5352	#58-5308	#59-5684	#60-5397
#61-5604	#62-5374	#63-5342	#64-5270	#65-5324	#66-5600	#67-5679	#68-5595	#69-5281	#70-5513
#71-5515	#72-5356	#73-5621	#74-5660	#75-5309	#76-5544	#77-5555	#78-5547	#79-5331	#80-5463
#81-5262	#82-5455	#83-5293	#84-5403	#85-5401	#86-5636	#87-5254	#88-5618	#89-5581	#90-5338
#91-5418	#92-5491	#93-5404	#94-5603	#95-5341	#96-5609	#97-5267	#98-5590	#99-5611	#100-5706

**Type 6 #25 [Back to Summary]**

**This table contains a list of 100 hop frequencies, randomly selected from 5250-5724MHz in 1MHz steps**

#01-5411	#02-5314	#03-5274	#04-5337	#05-5310	#06-5675	#07-5460	#08-5292	#09-5545	#10-5330
#11-5540	#12-5280	#13-5447	#14-5658	#15-5443	#16-5369	#17-5561	#18-5352	#19-5585	#20-5514
#21-5532	#22-5278	#23-5418	#24-5630	#25-5665	#26-5350	#27-5456	#28-5446	#29-5396	#30-5569
#31-5615	#32-5421	#33-5584	#34-5612	#35-5360	#36-5619	#37-5304	#38-5407	#39-5539	#40-5518
#41-5338	#42-5676	#43-5373	#44-5406	#45-5521	#46-5622	#47-5489	#48-5678	#49-5279	#50-5508
#51-5542	#52-5442	#53-5603	#54-5285	#55-5581	#56-5432	#57-5370	#58-5574	#59-5254	#60-5570
#61-5348	#62-5695	#63-5390	#64-5276	#65-5324	#66-5356	#67-5482	#68-5666	#69-5298	#70-5427
#71-5700	#72-5263	#73-5466	#74-5506	#75-5553	#76-5558	#77-5682	#78-5493	#79-5367	#80-5311
#81-5322	#82-5703	#83-5705	#84-5302	#85-5653	#86-5498	#87-5454	#88-5403	#89-5693	#90-5419
#91-5404	#92-5706	#93-5708	#94-5379	#95-5516	#96-5257	#97-5724	#98-5365	#99-5467	#100-5590

**Type 6 #26 [Back to Summary]**

**This table contains a list of 100 hop frequencies, randomly selected from 5250-5724MHz in 1MHz steps**

#01-5344	#02-5364	#03-5651	#04-5586	#05-5271	#06-5420	#07-5613	#08-5580	#09-5540	#10-5633
#11-5317	#12-5297	#13-5303	#14-5451	#15-5275	#16-5418	#17-5568	#18-5273	#19-5256	#20-5511
#21-5484	#22-5522	#23-5378	#24-5356	#25-5291	#26-5675	#27-5493	#28-5280	#29-5575	#30-5682
#31-5486	#32-5365	#33-5641	#34-5252	#35-5637	#36-5433	#37-5707	#38-5330	#39-5564	#40-5588
#41-5322	#42-5332	#43-5353	#44-5463	#45-5530	#46-5699	#47-5644	#48-5617	#49-5341	#50-5460
#51-5558	#52-5604	#53-5457	#54-5640	#55-5379	#56-5662	#57-5336	#58-5510	#59-5308	#60-5360
#61-5536	#62-5704	#63-5345	#64-5535	#65-5272	#66-5505	#67-5385	#68-5290	#69-5650	#70-5254
#71-5647	#72-5411	#73-5606	#74-5296	#75-5552	#76-5394	#77-5519	#78-5361	#79-5683	#80-5590
#81-5343	#82-5374	#83-5286	#84-5598	#85-5429	#86-5517	#87-5578	#88-5392	#89-5477	#90-5328
#91-5264	#92-5520	#93-5367	#94-5720	#95-5676	#96-5388	#97-5481	#98-5300	#99-5266	#100-5635

**Type 6 #27 [Back to Summary]**

**This table contains a list of 100 hop frequencies, randomly selected from 5250-5724MHz in 1MHz steps**

#01-5443	#02-5496	#03-5411	#04-5637	#05-5551	#06-5518	#07-5542	#08-5398	#09-5349	#10-5494
#11-5510	#12-5610	#13-5695	#14-5499	#15-5399	#16-5326	#17-5592	#18-5437	#19-5507	#20-5502
#21-5569	#22-5397	#23-5500	#24-5603	#25-5435	#26-5567	#27-5697	#28-5451	#29-5539	#30-5465
#31-5463	#32-5568	#33-5352	#34-5268	#35-5605	#36-5276	#37-5599	#38-5659	#39-5654	#40-5639
#41-5285	#42-5260	#43-5488	#44-5470	#45-5527	#46-5312	#47-5613	#48-5587	#49-5277	#50-5489
#51-5316	#52-5295	#53-5420	#54-5635	#55-5283	#56-5366	#57-5368	#58-5699	#59-5425	#60-5623
#61-5679	#62-5533	#63-5482	#64-5656	#65-5296	#66-5307	#67-5712	#68-5632	#69-5483	#70-5290
#71-5490	#72-5365	#73-5287	#74-5653	#75-5563	#76-5677	#77-5561	#78-5522	#79-5357	#80-5571
#81-5634	#82-5480	#83-5684	#84-5478	#85-5266	#86-5330	#87-5689	#88-5680	#89-5640	#90-5254
#91-5626	#92-5426	#93-5369	#94-5647	#95-5402	#96-5537	#97-5379	#98-5395	#99-5643	#100-5328

This test report may be reproduced in full only. The document may only be updated by MiCOM Labs personnel. All changes will be noted in the Document History section of the report.



**Title:** Radwin Ltd AP0158770 RF Wireless Module  
**To:** FCC 15.407 & Industry Canada RSS-247 Issue 1  
**Serial #:** RDWN39-U9c DFS Rev A  
**Issue Date:** 4<sup>th</sup> December 2015  
**Page:** 203 of 225

**Type 6 #28 [Back to Summary]**

**This table contains a list of 100 hop frequencies, randomly selected from 5250-5724MHz in 1MHz steps**

#01-5440	#02-5659	#03-5515	#04-5309	#05-5252	#06-5583	#07-5696	#08-5334	#09-5383	#10-5364
#11-5675	#12-5390	#13-5501	#14-5401	#15-5607	#16-5410	#17-5466	#18-5684	#19-5525	#20-5372
#21-5363	#22-5534	#23-5630	#24-5661	#25-5500	#26-5317	#27-5639	#28-5719	#29-5710	#30-5527
#31-5687	#32-5653	#33-5555	#34-5290	#35-5274	#36-5688	#37-5681	#38-5328	#39-5356	#40-5708
#41-5406	#42-5365	#43-5304	#44-5485	#45-5649	#46-5693	#47-5289	#48-5716	#49-5320	#50-5420
#51-5594	#52-5483	#53-5680	#54-5326	#55-5375	#56-5609	#57-5476	#58-5307	#59-5339	#60-5397
#61-5562	#62-5713	#63-5462	#64-5670	#65-5360	#66-5582	#67-5447	#68-5510	#69-5606	#70-5419
#71-5426	#72-5542	#73-5682	#74-5418	#75-5576	#76-5349	#77-5599	#78-5253	#79-5342	#80-5600
#81-5689	#82-5624	#83-5558	#84-5565	#85-5650	#86-5465	#87-5258	#88-5528	#89-5316	#90-5273
#91-5703	#92-5432	#93-5519	#94-5535	#95-5538	#96-5425	#97-5306	#98-5388	#99-5368	#100-5282

**Type 6 #29 [Back to Summary]**

**This table contains a list of 100 hop frequencies, randomly selected from 5250-5724MHz in 1MHz steps**

#01-5671	#02-5625	#03-5416	#04-5433	#05-5336	#06-5483	#07-5455	#08-5620	#09-5292	#10-5320
#11-5396	#12-5683	#13-5368	#14-5676	#15-5280	#16-5579	#17-5501	#18-5327	#19-5673	#20-5615
#21-5510	#22-5403	#23-5597	#24-5491	#25-5417	#26-5459	#27-5354	#28-5543	#29-5642	#30-5363
#31-5462	#32-5570	#33-5667	#34-5296	#35-5612	#36-5675	#37-5398	#38-5467	#39-5378	#40-5500
#41-5322	#42-5420	#43-5705	#44-5632	#45-5435	#46-5473	#47-5400	#48-5583	#49-5508	#50-5529
#51-5310	#52-5316	#53-5497	#54-5518	#55-5277	#56-5649	#57-5265	#58-5602	#59-5637	#60-5703
#61-5654	#62-5550	#63-5314	#64-5329	#65-5431	#66-5284	#67-5423	#68-5542	#69-5340	#70-5422
#71-5690	#72-5306	#73-5668	#74-5308	#75-5495	#76-5321	#77-5558	#78-5401	#79-5601	#80-5523
#81-5343	#82-5648	#83-5451	#84-5372	#85-5410	#86-5441	#87-5300	#88-5298	#89-5609	#90-5458
#91-5328	#92-5519	#93-5429	#94-5389	#95-5362	#96-5721	#97-5498	#98-5406	#99-5345	#100-5312

**Type 6 #30 [Back to Summary]**

**This table contains a list of 100 hop frequencies, randomly selected from 5250-5724MHz in 1MHz steps**

#01-5593	#02-5322	#03-5543	#04-5607	#05-5602	#06-5631	#07-5346	#08-5432	#09-5400	#10-5388
#11-5523	#12-5695	#13-5406	#14-5682	#15-5558	#16-5421	#17-5301	#18-5382	#19-5623	#20-5372
#21-5641	#22-5459	#23-5704	#24-5701	#25-5580	#26-5657	#27-5312	#28-5289	#29-5403	#30-5353
#31-5367	#32-5723	#33-5585	#34-5604	#35-5379	#36-5489	#37-5532	#38-5535	#39-5679	#40-5591
#41-5320	#42-5530	#43-5548	#44-5273	#45-5431	#46-5662	#47-5665	#48-5670	#49-5365	#50-5508
#51-5698	#52-5396	#53-5422	#54-5587	#55-5564	#56-5630	#57-5271	#58-5699	#59-5284	#60-5393
#61-5722	#62-5285	#63-5697	#64-5545	#65-5327	#66-5428	#67-5464	#68-5536	#69-5575	#70-5338
#71-5418	#72-5299	#73-5687	#74-5389	#75-5424	#76-5557	#77-5475	#78-5374	#79-5348	#80-5457
#81-5712	#82-5583	#83-5274	#84-5439	#85-5516	#86-5368	#87-5510	#88-5560	#89-5645	#90-5448
#91-5462	#92-5452	#93-5354	#94-5483	#95-5451	#96-5384	#97-5515	#98-5419	#99-5460	#100-5390

This test report may be reproduced in full only. The document may only be updated by MiCOM Labs personnel. All changes will be noted in the Document History section of the report.



**Title:** Radwin Ltd AP0158770 RF Wireless Module  
**To:** FCC 15.407 & Industry Canada RSS-247 Issue 1  
**Serial #:** RDWN39-U9c DFS Rev A  
**Issue Date:** 4<sup>th</sup> December 2015  
**Page:** 204 of 225

Type 5 #1 [Back to Summary]

Burst Segment	Number of Pulses	Chirp Width MHz	t1 usec	Pulse Width (t2) usec	t3 usec	t4 usec	t5 usec	Total Segment Length usec
1	2	15	637463	53	1846	0	283661	923076
2	2	19	530146	50	1347	0	391483	923076
3	3	7	863305	93	1068	1092	57332	923076
4	3	15	451115	57	1800	1319	468671	923076
5	1	13	238129	54	0	0	684893	923076
6	2	14	388519	61	1001	0	533434	923076
7	1	6	487629	73	0	0	435374	923076
8	3	12	848146	51	1321	1671	71785	923076
9	1	5	379514	91	0	0	543471	923076
10	1	8	678439	52	0	0	244585	923076
11	2	7	575736	75	1064	0	346126	923076
12	1	16	531856	100	0	0	391120	923076
13	1	20	722975	72	0	0	200029	923076

Type 5 #2 [Back to Summary]

Burst Segment	Number of Pulses	Chirp Width MHz	t1 usec	Pulse Width (t2) usec	t3 usec	t4 usec	t5 usec	Total Segment Length usec
1	2	16	78829	57	1402	0	1010564	1090909
2	2	19	896338	61	1181	0	193268	1090909
3	3	10	742949	94	1668	1304	344706	1090909
4	1	10	539506	60	0	0	551343	1090909
5	1	9	25901	75	0	0	1064933	1090909
6	3	13	215618	50	1115	1449	872577	1090909
7	3	7	941671	84	1711	1477	145798	1090909
8	2	20	548547	96	1700	0	540470	1090909
9	2	10	814111	66	1094	0	275572	1090909
10	3	12	253718	66	1894	1038	834061	1090909
11	2	5	982742	64	1840	0	106199	1090909

Type 5 #3 [Back to Summary]

Burst Segment	Number of Pulses	Chirp Width MHz	t1 usec	Pulse Width (t2) usec	t3 usec	t4 usec	t5 usec	Total Segment Length usec
1	2	5	326358	53	1116	0	378302	705882
2	3	9	134491	97	1739	1606	567755	705882
3	2	10	475475	50	1216	0	229091	705882
4	3	8	57903	91	1904	1930	643872	705882
5	1	15	392442	60	0	0	313380	705882

This test report may be reproduced in full only. The document may only be updated by MiCOM Labs personnel. All changes will be noted in the Document History section of the report.



**Title:** Radwin Ltd AP0158770 RF Wireless Module  
**To:** FCC 15.407 & Industry Canada RSS-247 Issue 1  
**Serial #:** RDWN39-U9c DFS Rev A  
**Issue Date:** 4<sup>th</sup> December 2015  
**Page:** 205 of 225

6	1	5	599910	83	0	0	105889	705882
7	3	20	642467	82	1942	1333	59894	705882
8	3	20	560280	69	1332	1412	142651	705882
9	1	7	1870	58	0	0	703954	705882
10	3	5	153914	85	1949	1298	548466	705882
11	2	17	585604	100	1490	0	118588	705882
12	3	19	173843	72	1824	1282	528717	705882
13	3	13	7499	97	1475	1077	695540	705882
14	1	14	607197	100	0	0	98585	705882
15	3	7	40142	75	1074	1080	663361	705882
16	3	12	388087	84	1636	1101	314806	705882
17	2	20	594171	100	1147	0	110364	705882

Type 5 #4 [Back to Summary]

Burst Segment	Number of Pulses	Chirp Width MHz	t1 usec	Pulse Width (t2) usec	t3 usec	t4 usec	t5 usec	Total Segment Length usec
1	3	5	731214	98	1509	1129	599187	1333333
2	1	14	703197	61	0	0	630075	1333333
3	3	16	477017	84	1962	1695	852407	1333333
4	3	15	1007583	75	1416	1751	322358	1333333
5	3	10	447860	61	1646	1146	882498	1333333
6	2	13	222737	78	1930	0	1108510	1333333
7	1	15	1072641	55	0	0	260637	1333333
8	2	14	1145034	68	1955	0	186208	1333333
9	2	19	1225387	57	1780	0	106052	1333333

Type 5 #5 [Back to Summary]

Burst Segment	Number of Pulses	Chirp Width MHz	t1 usec	Pulse Width (t2) usec	t3 usec	t4 usec	t5 usec	Total Segment Length usec
1	3	8	568761	54	1459	1487	761464	1333333
2	1	7	1106928	55	0	0	226350	1333333
3	1	11	1043864	74	0	0	289395	1333333
4	3	5	661982	50	1868	1517	667816	1333333
5	3	13	103950	51	1443	1143	1226644	1333333
6	2	9	454038	95	1626	0	877479	1333333
7	2	5	529717	87	1479	0	801963	1333333
8	2	12	1179767	52	1740	0	151722	1333333
9	3	20	238910	74	1199	1880	1091122	1333333

This test report may be reproduced in full only. The document may only be updated by MiCOM Labs personnel. All changes will be noted in the Document History section of the report.



**Title:** Radwin Ltd AP0158770 RF Wireless Module  
**To:** FCC 15.407 & Industry Canada RSS-247 Issue 1  
**Serial #:** RDWN39-U9c DFS Rev A  
**Issue Date:** 4<sup>th</sup> December 2015  
**Page:** 206 of 225

Type 5 #6 [Back to Summary]

Burst Segment	Number of Pulses	Chirp Width MHz	t1 usec	Pulse Width (t2) usec	t3 usec	t4 usec	t5 usec	Total Segment Length usec
1	1	7	20774	73	0	0	1179153	1200000
2	1	9	983423	71	0	0	216506	1200000
3	2	10	1158081	88	1409	0	40334	1200000
4	2	13	683174	92	1489	0	515153	1200000
5	3	9	1155364	70	1334	1643	41449	1200000
6	2	14	666545	89	1850	0	531427	1200000
7	2	9	346942	62	1899	0	851035	1200000
8	3	12	362833	92	1324	1316	834251	1200000
9	3	18	41121	83	1622	1737	1155271	1200000
10	3	7	752774	72	1932	1485	443593	1200000

Type 5 #7 [Back to Summary]

Burst Segment	Number of Pulses	Chirp Width MHz	t1 usec	Pulse Width (t2) usec	t3 usec	t4 usec	t5 usec	Total Segment Length usec
1	3	17	788771	94	1813	1161	541306	1333333
2	2	12	1273451	91	1263	0	58437	1333333
3	2	13	903056	52	1677	0	428496	1333333
4	3	7	905897	52	1253	1455	424572	1333333
5	2	5	519350	74	1229	0	812606	1333333
6	1	15	832425	58	0	0	500850	1333333
7	1	7	153595	81	0	0	1179657	1333333
8	2	5	973083	99	1338	0	358714	1333333
9	3	9	152732	75	1396	1906	1177074	1333333

Type 5 #8 [Back to Summary]

Burst Segment	Number of Pulses	Chirp Width MHz	t1 usec	Pulse Width (t2) usec	t3 usec	t4 usec	t5 usec	Total Segment Length usec
1	2	17	660468	54	1168	0	88256	750000
2	1	15	76799	69	0	0	673132	750000
3	1	17	699358	66	0	0	50576	750000
4	1	15	569760	74	0	0	180166	750000
5	2	19	295357	93	1911	0	452546	750000
6	1	20	534014	86	0	0	215900	750000
7	2	20	185098	71	1407	0	563353	750000
8	2	13	678538	96	1866	0	69404	750000
9	2	16	178711	76	1776	0	569361	750000
10	2	8	169399	50	1649	0	578852	750000

This test report may be reproduced in full only. The document may only be updated by MiCOM Labs personnel. All changes will be noted in the Document History section of the report.



**Title:** Radwin Ltd AP0158770 RF Wireless Module  
**To:** FCC 15.407 & Industry Canada RSS-247 Issue 1  
**Serial #:** RDWN39-U9c DFS Rev A  
**Issue Date:** 4<sup>th</sup> December 2015  
**Page:** 207 of 225

11	2	10	384549	76	1849	0	363450	750000
12	3	8	628583	52	1775	1129	118357	750000
13	1	7	663387	59	0	0	86554	750000
14	3	16	660869	85	1977	1754	85145	750000
15	2	14	184353	67	1243	0	564270	750000
16	3	15	43041	54	1436	1382	703979	750000

Type 5 #9 [Back to Summary]

Burst Segment	Number of Pulses	Chirp Width MHz	t1 usec	Pulse Width (t2) usec	t3 usec	t4 usec	t5 usec	Total Segment Length usec
1	3	19	1337262	65	1073	1113	160357	1500000
2	2	15	1103062	76	1770	0	395016	1500000
3	1	10	858257	67	0	0	641676	1500000
4	3	17	1340864	64	1317	1220	156407	1500000
5	2	8	906074	50	1775	0	592051	1500000
6	1	20	851980	93	0	0	647927	1500000
7	2	17	646165	88	1999	0	851660	1500000
8	3	19	729063	99	1591	1803	767246	1500000

Type 5 #10 [Back to Summary]

Burst Segment	Number of Pulses	Chirp Width MHz	t1 usec	Pulse Width (t2) usec	t3 usec	t4 usec	t5 usec	Total Segment Length usec
1	1	14	610536	81	0	0	589383	1200000
2	3	10	798324	96	1194	1368	398826	1200000
3	1	7	497657	92	0	0	702251	1200000
4	1	9	610806	86	0	0	589108	1200000
5	2	14	517287	82	1115	0	681434	1200000
6	3	10	1092937	64	1896	1709	103266	1200000
7	2	13	796893	59	1734	0	401255	1200000
8	1	14	319317	70	0	0	880613	1200000
9	3	13	803821	67	1764	1199	393015	1200000
10	3	18	311195	98	1016	1574	885921	1200000

Type 5 #11 [Back to Summary]

Burst Segment	Number of Pulses	Chirp Width MHz	t1 usec	Pulse Width (t2) usec	t3 usec	t4 usec	t5 usec	Total Segment Length usec
1	1	18	532920	59	0	0	267021	800000
2	1	14	181651	59	0	0	618290	800000
3	2	14	769341	51	1281	0	29276	800000
4	2	6	220579	78	1499	0	577766	800000
5	3	5	73055	56	1806	1276	723695	800000

This test report may be reproduced in full only. The document may only be updated by MiCOM Labs personnel. All changes will be noted in the Document History section of the report.



**Title:** Radwin Ltd AP0158770 RF Wireless Module  
**To:** FCC 15.407 & Industry Canada RSS-247 Issue 1  
**Serial #:** RDWN39-U9c DFS Rev A  
**Issue Date:** 4<sup>th</sup> December 2015  
**Page:** 208 of 225

6	3	17	406466	96	1306	1335	390605	800000
7	3	15	269028	56	1823	1095	527886	800000
8	3	5	31090	100	1212	1977	765421	800000
9	1	19	386214	66	0	0	413720	800000
10	1	7	674805	59	0	0	125136	800000
11	2	15	439626	87	1131	0	359069	800000
12	1	17	692617	95	0	0	107288	800000
13	1	9	713827	71	0	0	86102	800000
14	1	12	501875	57	0	0	298068	800000
15	1	8	183028	70	0	0	616902	800000

Type 5 #12 [Back to Summary]

Burst Segment	Number of Pulses	Chirp Width MHz	t1 usec	Pulse Width (t2) usec	t3 usec	t4 usec	t5 usec	Total Segment Length usec
1	1	7	850973	84	0	0	6085	857142
2	2	7	581804	98	1317	0	273825	857142
3	2	12	118454	58	1175	0	737397	857142
4	2	9	373599	76	1819	0	481572	857142
5	1	19	673451	56	0	0	183635	857142
6	3	6	730829	57	1179	1441	123522	857142
7	1	19	526885	90	0	0	330167	857142
8	3	5	526568	76	1981	1558	326807	857142
9	3	13	112418	80	1490	1850	741144	857142
10	2	5	90138	94	1027	0	765789	857142
11	3	17	292304	79	1121	1367	562113	857142
12	3	18	622214	74	1561	1773	231372	857142
13	2	17	749951	79	1253	0	105780	857142
14	2	12	611457	81	1542	0	243981	857142

Type 5 #13 [Back to Summary]

Burst Segment	Number of Pulses	Chirp Width MHz	t1 usec	Pulse Width (t2) usec	t3 usec	t4 usec	t5 usec	Total Segment Length usec
1	2	14	1122215	76	1392	0	76241	1200000
2	2	8	496503	88	1172	0	702149	1200000
3	3	8	559763	61	1145	1493	637416	1200000
4	1	13	853524	55	0	0	346421	1200000
5	1	18	103506	58	0	0	1096436	1200000
6	3	19	460341	53	1525	1532	736443	1200000
7	2	7	343812	78	1372	0	854660	1200000
8	2	20	1126271	89	1957	0	71594	1200000
9	1	14	377647	67	0	0	822286	1200000
10	3	14	1044898	68	1107	1383	152408	1200000

This test report may be reproduced in full only. The document may only be updated by MiCOM Labs personnel. All changes will be noted in the Document History section of the report.





**Title:** Radwin Ltd AP0158770 RF Wireless Module  
**To:** FCC 15.407 & Industry Canada RSS-247 Issue 1  
**Serial #:** RDWN39-U9c DFS Rev A  
**Issue Date:** 4<sup>th</sup> December 2015  
**Page:** 209 of 225

Type 5 #14 [Back to Summary]

Burst Segment	Number of Pulses	Chirp Width MHz	t1 usec	Pulse Width (t2) usec	t3 usec	t4 usec	t5 usec	Total Segment Length usec
1	2	5	288555	52	1146	0	633271	923076
2	2	12	608961	75	1876	0	312089	923076
3	1	17	770826	85	0	0	152165	923076
4	1	18	792404	53	0	0	130619	923076
5	3	8	561755	84	1156	1560	358353	923076
6	3	13	448680	79	1374	1549	471236	923076
7	3	15	480017	57	1937	1243	439708	923076
8	1	20	893112	61	0	0	29903	923076
9	1	6	257585	73	0	0	665418	923076
10	3	18	260407	82	1480	1525	659418	923076
11	3	12	165839	62	1187	1224	754640	923076
12	2	11	82756	70	1739	0	838441	923076
13	1	11	821781	97	0	0	101198	923076

Type 5 #15 [Back to Summary]

Burst Segment	Number of Pulses	Chirp Width MHz	t1 usec	Pulse Width (t2) usec	t3 usec	t4 usec	t5 usec	Total Segment Length usec
1	1	14	886236	93	0	0	447004	1333333
2	3	19	1010367	81	1916	1401	319406	1333333
3	1	16	107348	64	0	0	1225921	1333333
4	3	18	693703	53	1265	1757	636449	1333333
5	2	16	53819	74	1062	0	1278304	1333333
6	3	8	700674	90	1878	1160	629351	1333333
7	3	17	1179904	69	1606	1962	149654	1333333
8	3	6	1046363	68	1365	1585	283816	1333333
9	2	8	458156	55	1663	0	873404	1333333

Type 5 #16 [Back to Summary]

Burst Segment	Number of Pulses	Chirp Width MHz	t1 usec	Pulse Width (t2) usec	t3 usec	t4 usec	t5 usec	Total Segment Length usec
1	1	15	378547	64	0	0	221389	600000
2	2	14	316910	72	1138	0	281808	600000
3	2	18	22476	58	1649	0	575759	600000
4	1	11	535301	61	0	0	64638	600000
5	3	17	540812	74	1186	1989	55791	600000
6	2	5	148352	58	1685	0	449847	600000
7	3	6	514291	92	1458	1258	82717	600000

This test report may be reproduced in full only. The document may only be updated by MiCOM Labs personnel. All changes will be noted in the Document History section of the report.



**Title:** Radwin Ltd AP0158770 RF Wireless Module  
**To:** FCC 15.407 & Industry Canada RSS-247 Issue 1  
**Serial #:** RDWN39-U9c DFS Rev A  
**Issue Date:** 4<sup>th</sup> December 2015  
**Page:** 210 of 225

8	3	6	25931	93	1019	1365	571406	600000
9	3	8	427345	68	1192	1302	169957	600000
10	2	8	184390	77	1724	0	413732	600000
11	3	7	456449	94	1831	1287	140151	600000
12	3	11	340749	60	1878	1891	255302	600000
13	3	10	212851	53	1390	1176	384424	600000
14	2	18	257824	66	1564	0	340480	600000
15	3	17	263383	92	1714	1338	333289	600000
16	2	5	318232	57	1234	0	280420	600000
17	2	6	357946	80	1031	0	240863	600000
18	1	17	591060	53	0	0	8887	600000
19	1	17	271064	97	0	0	328839	600000
20	1	10	222531	98	0	0	377371	600000

Type 5 #17 [Back to Summary]

Burst Segment	Number of Pulses	Chirp Width MHz	t1 usec	Pulse Width (t2) usec	t3 usec	t4 usec	t5 usec	Total Segment Length usec
1	3	11	240506	70	1169	1439	956676	1200000
2	1	5	782105	77	0	0	417818	1200000
3	3	16	302573	94	1875	1338	893932	1200000
4	3	9	344192	89	1145	1759	852637	1200000
5	1	14	318115	53	0	0	881832	1200000
6	1	9	712770	52	0	0	487178	1200000
7	2	7	195222	55	1951	0	1002717	1200000
8	3	8	34583	54	1149	1881	1162225	1200000
9	1	11	44856	51	0	0	1155093	1200000
10	1	5	538394	71	0	0	661535	1200000

Type 5 #18 [Back to Summary]

Burst Segment	Number of Pulses	Chirp Width MHz	t1 usec	Pulse Width (t2) usec	t3 usec	t4 usec	t5 usec	Total Segment Length usec
1	2	5	516127	59	1226	0	682529	1200000
2	2	10	208155	58	1590	0	990139	1200000
3	1	8	548368	99	0	0	651533	1200000
4	1	16	944999	83	0	0	254918	1200000
5	3	7	513141	75	1520	1618	683496	1200000
6	1	8	991370	85	0	0	208545	1200000
7	1	18	1182596	73	0	0	17331	1200000
8	2	7	121000	55	1212	0	1077678	1200000
9	3	14	719566	76	1671	1724	476811	1200000
10	3	6	191839	86	1828	1582	1004493	1200000

This test report may be reproduced in full only. The document may only be updated by MiCOM Labs personnel. All changes will be noted in the Document History section of the report.



**Title:** Radwin Ltd AP0158770 RF Wireless Module  
**To:** FCC 15.407 & Industry Canada RSS-247 Issue 1  
**Serial #:** RDWN39-U9c DFS Rev A  
**Issue Date:** 4<sup>th</sup> December 2015  
**Page:** 211 of 225

Type 5 #19 [Back to Summary]

Burst Segment	Number of Pulses	Chirp Width MHz	t1 usec	Pulse Width (t2) usec	t3 usec	t4 usec	t5 usec	Total Segment Length usec
1	2	10	41675	82	1940	0	956221	1000000
2	3	14	316643	78	1110	1735	680278	1000000
3	1	7	336423	67	0	0	663510	1000000
4	1	7	271613	68	0	0	728319	1000000
5	1	18	267698	78	0	0	732224	1000000
6	1	11	918308	92	0	0	81600	1000000
7	2	5	664939	85	1868	0	333023	1000000
8	2	6	637521	82	1197	0	361118	1000000
9	2	9	513252	53	1651	0	484991	1000000
10	3	9	473052	90	1339	1380	523959	1000000
11	2	16	309934	78	1695	0	688215	1000000
12	1	14	372538	92	0	0	627370	1000000

Type 5 #20 [Back to Summary]

Burst Segment	Number of Pulses	Chirp Width MHz	t1 usec	Pulse Width (t2) usec	t3 usec	t4 usec	t5 usec	Total Segment Length usec
1	1	20	1003174	81	0	0	87654	1090909
2	3	18	761955	53	1651	1666	325478	1090909
3	1	13	780234	57	0	0	310618	1090909
4	1	11	42421	99	0	0	1048389	1090909
5	1	18	543750	74	0	0	547085	1090909
6	1	5	167312	72	0	0	923525	1090909
7	2	10	885913	58	1554	0	203326	1090909
8	2	11	490804	92	1550	0	598371	1090909
9	1	15	808555	87	0	0	282267	1090909
10	3	15	543570	82	1679	1425	543989	1090909
11	1	14	365947	100	0	0	724862	1090909

Type 5 #21 [Back to Summary]

Burst Segment	Number of Pulses	Chirp Width MHz	t1 usec	Pulse Width (t2) usec	t3 usec	t4 usec	t5 usec	Total Segment Length usec
1	3	19	390448	78	1398	1604	312198	705882
2	2	16	488219	96	1714	0	215757	705882
3	1	19	382639	55	0	0	323188	705882
4	1	7	440162	56	0	0	265664	705882
5	2	11	397731	84	1272	0	306711	705882
6	1	10	13628	92	0	0	692162	705882

This test report may be reproduced in full only. The document may only be updated by MiCOM Labs personnel. All changes will be noted in the Document History section of the report.



**Title:** Radwin Ltd AP0158770 RF Wireless Module  
**To:** FCC 15.407 & Industry Canada RSS-247 Issue 1  
**Serial #:** RDWN39-U9c DFS Rev A  
**Issue Date:** 4<sup>th</sup> December 2015  
**Page:** 212 of 225

7	2	10	14301	56	1553	0	689916	705882
8	3	20	665045	51	1935	1007	37742	705882
9	3	18	157789	90	1905	1027	544891	705882
10	1	17	622873	78	0	0	82931	705882
11	1	18	703320	95	0	0	2467	705882
12	3	11	134232	52	1284	1325	568885	705882
13	3	13	246776	59	1414	1594	455921	705882
14	1	9	610878	64	0	0	94940	705882
15	2	6	513370	69	1218	0	191156	705882
16	3	13	614851	93	1245	1340	88167	705882
17	1	7	224631	79	0	0	481172	705882

Type 5 #22 [Back to Summary]

Burst Segment	Number of Pulses	Chirp Width MHz	t1 usec	Pulse Width (t2) usec	t3 usec	t4 usec	t5 usec	Total Segment Length usec
1	2	10	693185	78	1791	0	395777	1090909
2	3	18	318302	81	1167	1713	769484	1090909
3	2	15	62331	65	1084	0	1027364	1090909
4	1	9	877211	97	0	0	213601	1090909
5	3	9	961340	80	1838	1195	126296	1090909
6	1	10	560309	100	0	0	530500	1090909
7	2	6	880296	68	1350	0	209127	1090909
8	2	12	1005134	98	1229	0	84350	1090909
9	3	5	492707	65	1015	1556	595436	1090909
10	1	9	891630	79	0	0	199200	1090909
11	3	18	1024527	83	1514	1472	63147	1090909

Type 5 #23 [Back to Summary]

Burst Segment	Number of Pulses	Chirp Width MHz	t1 usec	Pulse Width (t2) usec	t3 usec	t4 usec	t5 usec	Total Segment Length usec
1	2	17	679570	80	1629	0	409550	1090909
2	2	6	331583	83	1923	0	757237	1090909
3	3	13	758553	94	1115	1804	329155	1090909
4	2	12	274877	51	1550	0	814380	1090909
5	1	16	512207	87	0	0	578615	1090909
6	3	13	632198	75	1944	1526	455016	1090909
7	3	9	517833	94	1446	1888	569460	1090909
8	1	17	432978	57	0	0	657874	1090909
9	3	7	820813	82	1229	1702	266919	1090909
10	3	20	3961	58	1475	1481	1083818	1090909
11	2	8	64378	51	1854	0	1024575	1090909

This test report may be reproduced in full only. The document may only be updated by MiCOM Labs personnel. All changes will be noted in the Document History section of the report.



**Title:** Radwin Ltd AP0158770 RF Wireless Module  
**To:** FCC 15.407 & Industry Canada RSS-247 Issue 1  
**Serial #:** RDWN39-U9c DFS Rev A  
**Issue Date:** 4<sup>th</sup> December 2015  
**Page:** 213 of 225

Type 5 #24 [Back to Summary]

Burst Segment	Number of Pulses	Chirp Width MHz	t1 usec	Pulse Width (t2) usec	t3 usec	t4 usec	t5 usec	Total Segment Length usec
1	3	6	865697	50	1169	1397	331587	1200000
2	1	8	803946	50	0	0	396004	1200000
3	3	6	183417	61	1886	1665	1012849	1200000
4	2	14	920507	83	1464	0	277863	1200000
5	3	10	119944	90	1986	1050	1076750	1200000
6	3	9	499531	74	1231	1034	697982	1200000
7	1	17	333807	62	0	0	866131	1200000
8	3	11	655774	62	1148	1700	541192	1200000
9	1	16	479035	63	0	0	720902	1200000
10	2	8	680208	67	1686	0	517972	1200000

Type 5 #25 [Back to Summary]

Burst Segment	Number of Pulses	Chirp Width MHz	t1 usec	Pulse Width (t2) usec	t3 usec	t4 usec	t5 usec	Total Segment Length usec
1	2	19	826302	69	1204	0	263265	1090909
2	1	14	225211	67	0	0	865631	1090909
3	2	12	875407	98	1882	0	213424	1090909
4	3	18	445248	82	1876	1618	641921	1090909
5	1	6	465905	66	0	0	624938	1090909
6	3	8	583610	55	1651	1504	503979	1090909
7	1	15	845198	79	0	0	245632	1090909
8	3	10	595634	87	1597	1520	491897	1090909
9	3	20	644750	90	1172	1599	443118	1090909
10	2	12	517407	97	1964	0	571344	1090909
11	2	7	304676	53	1090	0	785037	1090909

Type 5 #26 [Back to Summary]

Burst Segment	Number of Pulses	Chirp Width MHz	t1 usec	Pulse Width (t2) usec	t3 usec	t4 usec	t5 usec	Total Segment Length usec
1	2	15	693495	72	1937	0	304424	1000000
2	1	9	377617	84	0	0	622299	1000000
3	3	20	265313	55	1199	1299	732024	1000000
4	2	13	373564	53	1366	0	624964	1000000
5	3	7	193244	92	1724	1315	803441	1000000
6	2	18	504185	53	1504	0	494205	1000000
7	3	11	859888	77	1842	1158	136881	1000000
8	2	15	879851	60	1272	0	118757	1000000

This test report may be reproduced in full only. The document may only be updated by MiCOM Labs personnel. All changes will be noted in the Document History section of the report.



**Title:** Radwin Ltd AP0158770 RF Wireless Module  
**To:** FCC 15.407 & Industry Canada RSS-247 Issue 1  
**Serial #:** RDWN39-U9c DFS Rev A  
**Issue Date:** 4<sup>th</sup> December 2015  
**Page:** 214 of 225

9	1	9	951055	91	0	0	48854	1000000
10	1	8	7912	83	0	0	992005	1000000
11	3	16	661597	82	1906	1427	334824	1000000
12	1	14	501006	97	0	0	498897	1000000

Type 5 #27 [Back to Summary]

Burst Segment	Number of Pulses	Chirp Width MHz	t1 usec	Pulse Width (t2) usec	t3 usec	t4 usec	t5 usec	Total Segment Length usec
1	2	18	337468	71	1271	0	461119	800000
2	2	12	393490	89	1107	0	405225	800000
3	2	15	11951	66	1102	0	786815	800000
4	2	12	747096	68	1363	0	51405	800000
5	3	18	764600	93	1506	1865	31750	800000
6	2	7	741525	100	1893	0	56382	800000
7	3	6	276485	85	1663	1463	520134	800000
8	2	13	165254	93	1479	0	633081	800000
9	1	13	254481	76	0	0	545443	800000
10	1	11	45397	90	0	0	754513	800000
11	3	9	602401	74	1565	1701	194111	800000
12	2	11	641271	68	1462	0	157131	800000
13	3	8	499155	64	1563	1469	297621	800000
14	2	13	647084	72	1260	0	151512	800000
15	2	12	599015	93	1670	0	199129	800000

Type 5 #28 [Back to Summary]

Burst Segment	Number of Pulses	Chirp Width MHz	t1 usec	Pulse Width (t2) usec	t3 usec	t4 usec	t5 usec	Total Segment Length usec
1	3	19	120117	77	1834	1581	876237	1000000
2	3	16	904504	72	1130	1406	92744	1000000
3	3	7	690495	99	1385	1708	306115	1000000
4	3	20	464450	95	1068	1692	532505	1000000
5	2	17	873813	93	1100	0	124901	1000000
6	2	5	203837	55	1005	0	795048	1000000
7	2	13	204659	93	1970	0	793185	1000000
8	1	6	737595	61	0	0	262344	1000000
9	2	13	280211	58	1644	0	718029	1000000
10	3	7	860964	61	1764	1743	135346	1000000
11	2	18	468766	95	1453	0	529591	1000000
12	3	19	20989	66	1574	1326	975913	1000000

Type 5 #29 [Back to Summary]

This test report may be reproduced in full only. The document may only be updated by MiCOM Labs personnel. All changes will be noted in the Document History section of the report.



**Title:** Radwin Ltd AP0158770 RF Wireless Module  
**To:** FCC 15.407 & Industry Canada RSS-247 Issue 1  
**Serial #:** RDWN39-U9c DFS Rev A  
**Issue Date:** 4<sup>th</sup> December 2015  
**Page:** 215 of 225

Burst Segment	Number of Pulses	Chirp Width MHz	t1 usec	Pulse Width (t2) usec	t3 usec	t4 usec	t5 usec	Total Segment Length usec
1	3	14	735940	85	1281	1842	260682	1000000
2	2	15	330072	89	1838	0	667912	1000000
3	1	18	215930	65	0	0	784005	1000000
4	2	15	344646	71	1261	0	653951	1000000
5	1	17	498908	57	0	0	501035	1000000
6	1	13	483455	54	0	0	516491	1000000
7	3	13	793503	67	1411	1475	203410	1000000
8	2	16	377505	97	1390	0	620911	1000000
9	2	20	559082	64	1211	0	439579	1000000
10	2	7	504765	83	1638	0	493431	1000000
11	3	19	85224	73	1065	1676	911816	1000000
12	3	6	237607	95	1277	1750	759081	1000000

Type 5 #30 [Back to Summary]

Burst Segment	Number of Pulses	Chirp Width MHz	t1 usec	Pulse Width (t2) usec	t3 usec	t4 usec	t5 usec	Total Segment Length usec
1	3	9	747688	65	1920	1720	748477	1500000
2	1	18	59604	64	0	0	1440332	1500000
3	1	6	469586	93	0	0	1030321	1500000
4	3	19	1290809	62	1343	1935	205727	1500000
5	3	19	1196873	51	1621	1346	300007	1500000
6	3	5	940180	94	1619	1112	556807	1500000
7	1	5	1363961	63	0	0	135976	1500000
8	1	20	985629	83	0	0	514288	1500000

This test report may be reproduced in full only. The document may only be updated by MiCOM Labs personnel. All changes will be noted in the Document History section of the report.



**Title:** Radwin Ltd AP0158770 RF Wireless Module  
**To:** FCC 15.407 & Industry Canada RSS-247 Issue 1  
**Serial #:** RDWN39-U9c DFS Rev A  
**Issue Date:** 4<sup>th</sup> December 2015  
**Page:** 216 of 225

**Type 6 #1 [Back to Summary]**

**This table contains a list of 100 hop frequencies, randomly selected from 5250-5724MHz in 1MHz steps**

#01-5457	#02-5358	#03-5721	#04-5446	#05-5554	#06-5349	#07-5538	#08-5616	#09-5643	#10-5559
#11-5322	#12-5693	#13-5637	#14-5428	#15-5262	#16-5679	#17-5441	#18-5571	#19-5522	#20-5687
#21-5624	#22-5406	#23-5362	#24-5343	#25-5690	#26-5558	#27-5576	#28-5628	#29-5377	#30-5260
#31-5717	#32-5382	#33-5381	#34-5452	#35-5605	#36-5266	#37-5480	#38-5715	#39-5314	#40-5341
#41-5695	#42-5270	#43-5434	#44-5471	#45-5335	#46-5635	#47-5626	#48-5366	#49-5316	#50-5490
#51-5527	#52-5286	#53-5259	#54-5662	#55-5300	#56-5720	#57-5498	#58-5634	#59-5489	#60-5633
#61-5566	#62-5664	#63-5501	#64-5505	#65-5701	#66-5685	#67-5581	#68-5595	#69-5654	#70-5386
#71-5652	#72-5596	#73-5647	#74-5675	#75-5512	#76-5310	#77-5494	#78-5439	#79-5346	#80-5431
#81-5444	#82-5401	#83-5609	#84-5363	#85-5250	#86-5718	#87-5541	#88-5432	#89-5456	#90-5361
#91-5592	#92-5532	#93-5380	#94-5649	#95-5709	#96-5379	#97-5529	#98-5671	#99-5553	#100-5389

**Type 6 #2 [Back to Summary]**

**This table contains a list of 100 hop frequencies, randomly selected from 5250-5724MHz in 1MHz steps**

#01-5257	#02-5638	#03-5318	#04-5281	#05-5600	#06-5324	#07-5547	#08-5372	#09-5428	#10-5389
#11-5376	#12-5567	#13-5320	#14-5310	#15-5549	#16-5496	#17-5548	#18-5685	#19-5587	#20-5641
#21-5413	#22-5447	#23-5275	#24-5314	#25-5296	#26-5516	#27-5527	#28-5656	#29-5689	#30-5493
#31-5518	#32-5292	#33-5436	#34-5488	#35-5541	#36-5332	#37-5374	#38-5644	#39-5718	#40-5309
#41-5277	#42-5697	#43-5465	#44-5319	#45-5350	#46-5463	#47-5555	#48-5569	#49-5333	#50-5636
#51-5701	#52-5534	#53-5613	#54-5692	#55-5553	#56-5532	#57-5522	#58-5424	#59-5608	#60-5299
#61-5599	#62-5311	#63-5679	#64-5466	#65-5561	#66-5668	#67-5648	#68-5353	#69-5420	#70-5303
#71-5349	#72-5533	#73-5649	#74-5351	#75-5370	#76-5410	#77-5606	#78-5316	#79-5626	#80-5364
#81-5545	#82-5362	#83-5446	#84-5505	#85-5582	#86-5639	#87-5460	#88-5445	#89-5289	#90-5508
#91-5338	#92-5258	#93-5713	#94-5597	#95-5560	#96-5592	#97-5269	#98-5334	#99-5395	#100-5304

**Type 6 #3 [Back to Summary]**

**This table contains a list of 100 hop frequencies, randomly selected from 5250-5724MHz in 1MHz steps**

#01-5447	#02-5418	#03-5686	#04-5697	#05-5436	#06-5395	#07-5352	#08-5265	#09-5556	#10-5452
#11-5613	#12-5639	#13-5505	#14-5711	#15-5434	#16-5323	#17-5252	#18-5610	#19-5530	#20-5262
#21-5362	#22-5270	#23-5617	#24-5443	#25-5511	#26-5289	#27-5371	#28-5496	#29-5526	#30-5277
#31-5573	#32-5684	#33-5360	#34-5468	#35-5385	#36-5470	#37-5498	#38-5472	#39-5578	#40-5717
#41-5558	#42-5709	#43-5450	#44-5304	#45-5426	#46-5408	#47-5671	#48-5332	#49-5712	#50-5699
#51-5383	#52-5666	#53-5492	#54-5435	#55-5397	#56-5274	#57-5580	#58-5464	#59-5528	#60-5603
#61-5653	#62-5529	#63-5286	#64-5576	#65-5688	#66-5549	#67-5504	#68-5281	#69-5417	#70-5275
#71-5369	#72-5437	#73-5356	#74-5459	#75-5310	#76-5669	#77-5338	#78-5586	#79-5701	#80-5683
#81-5256	#82-5430	#83-5381	#84-5503	#85-5279	#86-5633	#87-5306	#88-5646	#89-5267	#90-5574
#91-5444	#92-5553	#93-5680	#94-5531	#95-5358	#96-5547	#97-5714	#98-5420	#99-5283	#100-5375

**Type 6 #4 [Back to Summary]**

**This table contains a list of 100 hop frequencies, randomly selected from 5250-5724MHz in 1MHz steps**

#01-5413	#02-5329	#03-5491	#04-5609	#05-5584	#06-5267	#07-5668	#08-5552	#09-5485	#10-5618
#11-5268	#12-5543	#13-5467	#14-5576	#15-5619	#16-5590	#17-5407	#18-5447	#19-5403	#20-5389
#21-5691	#22-5345	#23-5458	#24-5366	#25-5630	#26-5428	#27-5593	#28-5703	#29-5694	#30-5499

This test report may be reproduced in full only. The document may only be updated by MiCOM Labs personnel. All changes will be noted in the Document History section of the report.





**Title:** Radwin Ltd AP0158770 RF Wireless Module  
**To:** FCC 15.407 & Industry Canada RSS-247 Issue 1  
**Serial #:** RDWN39-U9c DFS Rev A  
**Issue Date:** 4<sup>th</sup> December 2015  
**Page:** 217 of 225

#31-5697	#32-5636	#33-5259	#34-5614	#35-5420	#36-5615	#37-5362	#38-5344	#39-5507	#40-5681
#41-5425	#42-5335	#43-5354	#44-5452	#45-5464	#46-5682	#47-5556	#48-5605	#49-5711	#50-5709
#51-5597	#52-5400	#53-5490	#54-5684	#55-5506	#56-5649	#57-5494	#58-5571	#59-5559	#60-5320
#61-5254	#62-5695	#63-5712	#64-5557	#65-5290	#66-5294	#67-5433	#68-5443	#69-5631	#70-5281
#71-5526	#72-5700	#73-5379	#74-5271	#75-5387	#76-5527	#77-5342	#78-5650	#79-5544	#80-5275
#81-5469	#82-5677	#83-5503	#84-5596	#85-5384	#86-5250	#87-5282	#88-5656	#89-5706	#90-5519
#91-5382	#92-5459	#93-5568	#94-5564	#95-5666	#96-5263	#97-5569	#98-5493	#99-5436	#100-5560

**Type 6 #5 [Back to Summary]**

**This table contains a list of 100 hop frequencies, randomly selected from 5250-5724MHz in 1MHz steps**

#01-5514	#02-5555	#03-5485	#04-5511	#05-5691	#06-5478	#07-5630	#08-5264	#09-5295	#10-5712
#11-5476	#12-5285	#13-5303	#14-5418	#15-5635	#16-5432	#17-5357	#18-5512	#19-5650	#20-5502
#21-5256	#22-5568	#23-5644	#24-5284	#25-5544	#26-5387	#27-5709	#28-5531	#29-5430	#30-5588
#31-5700	#32-5490	#33-5668	#34-5332	#35-5554	#36-5495	#37-5689	#38-5477	#39-5597	#40-5505
#41-5336	#42-5472	#43-5533	#44-5395	#45-5280	#46-5462	#47-5615	#48-5658	#49-5553	#50-5671
#51-5636	#52-5451	#53-5692	#54-5701	#55-5646	#56-5457	#57-5590	#58-5373	#59-5500	#60-5519
#61-5360	#62-5331	#63-5667	#64-5586	#65-5547	#66-5423	#67-5629	#68-5481	#69-5422	#70-5524
#71-5260	#72-5301	#73-5678	#74-5697	#75-5381	#76-5556	#77-5364	#78-5385	#79-5642	#80-5289
#81-5528	#82-5386	#83-5501	#84-5676	#85-5297	#86-5471	#87-5348	#88-5263	#89-5308	#90-5674
#91-5613	#92-5601	#93-5317	#94-5279	#95-5327	#96-5439	#97-5464	#98-5651	#99-5681	#100-5593

**Type 6 #6 [Back to Summary]**

**This table contains a list of 100 hop frequencies, randomly selected from 5250-5724MHz in 1MHz steps**

#01-5692	#02-5481	#03-5622	#04-5401	#05-5368	#06-5687	#07-5721	#08-5675	#09-5413	#10-5628
#11-5308	#12-5411	#13-5646	#14-5678	#15-5429	#16-5259	#17-5323	#18-5539	#19-5722	#20-5325
#21-5298	#22-5254	#23-5337	#24-5341	#25-5629	#26-5711	#27-5527	#28-5287	#29-5671	#30-5428
#31-5362	#32-5571	#33-5608	#34-5632	#35-5708	#36-5540	#37-5573	#38-5672	#39-5590	#40-5300
#41-5704	#42-5358	#43-5511	#44-5710	#45-5542	#46-5631	#47-5473	#48-5390	#49-5683	#50-5426
#51-5545	#52-5688	#53-5394	#54-5531	#55-5496	#56-5382	#57-5409	#58-5684	#59-5709	#60-5515
#61-5461	#62-5264	#63-5694	#64-5614	#65-5376	#66-5674	#67-5346	#68-5665	#69-5468	#70-5352
#71-5523	#72-5723	#73-5488	#74-5452	#75-5389	#76-5491	#77-5288	#78-5250	#79-5612	#80-5432
#81-5336	#82-5270	#83-5396	#84-5292	#85-5425	#86-5458	#87-5616	#88-5353	#89-5526	#90-5444
#91-5330	#92-5355	#93-5258	#94-5268	#95-5412	#96-5262	#97-5605	#98-5470	#99-5291	#100-5498

**Type 6 #7 [Back to Summary]**

**This table contains a list of 100 hop frequencies, randomly selected from 5250-5724MHz in 1MHz steps**

#01-5618	#02-5682	#03-5544	#04-5487	#05-5671	#06-5515	#07-5574	#08-5345	#09-5652	#10-5674
#11-5468	#12-5368	#13-5675	#14-5466	#15-5305	#16-5326	#17-5561	#18-5666	#19-5633	#20-5442
#21-5620	#22-5279	#23-5346	#24-5381	#25-5473	#26-5273	#27-5562	#28-5600	#29-5352	#30-5456
#31-5524	#32-5355	#33-5283	#34-5564	#35-5658	#36-5450	#37-5590	#38-5580	#39-5653	#40-5481
#41-5257	#42-5530	#43-5405	#44-5514	#45-5624	#46-5314	#47-5681	#48-5253	#49-5293	#50-5528
#51-5382	#52-5540	#53-5602	#54-5589	#55-5585	#56-5412	#57-5264	#58-5647	#59-5678	#60-5698
#61-5717	#62-5446	#63-5400	#64-5363	#65-5334	#66-5627	#67-5372	#68-5695	#69-5336	#70-5704
#71-5685	#72-5612	#73-5474	#74-5665	#75-5591	#76-5573	#77-5684	#78-5615	#79-5643	#80-5348

This test report may be reproduced in full only. The document may only be updated by MiCOM Labs personnel. All changes will be noted in the Document History section of the report.



**Title:** Radwin Ltd AP0158770 RF Wireless Module  
**To:** FCC 15.407 & Industry Canada RSS-247 Issue 1  
**Serial #:** RDWN39-U9c DFS Rev A  
**Issue Date:** 4<sup>th</sup> December 2015  
**Page:** 218 of 225

#81-5720	#82-5697	#83-5467	#84-5299	#85-5699	#86-5323	#87-5288	#88-5576	#89-5657	#90-5700
#91-5507	#92-5255	#93-5401	#94-5290	#95-5294	#96-5559	#97-5378	#98-5322	#99-5403	#100-5715

**Type 6 #8 [Back to Summary]**

**This table contains a list of 100 hop frequencies, randomly selected from 5250-5724MHz in 1MHz steps**

#01-5365	#02-5644	#03-5545	#04-5416	#05-5687	#06-5312	#07-5304	#08-5619	#09-5283	#10-5404
#11-5390	#12-5591	#13-5698	#14-5652	#15-5299	#16-5561	#17-5369	#18-5403	#19-5253	#20-5427
#21-5597	#22-5389	#23-5660	#24-5440	#25-5643	#26-5571	#27-5334	#28-5694	#29-5339	#30-5528
#31-5544	#32-5612	#33-5309	#34-5584	#35-5467	#36-5409	#37-5695	#38-5638	#39-5452	#40-5370
#41-5300	#42-5576	#43-5260	#44-5673	#45-5317	#46-5367	#47-5510	#48-5541	#49-5678	#50-5289
#51-5399	#52-5402	#53-5700	#54-5709	#55-5355	#56-5383	#57-5293	#58-5466	#59-5649	#60-5669
#61-5600	#62-5704	#63-5639	#64-5620	#65-5344	#66-5684	#67-5433	#68-5340	#69-5477	#70-5333
#71-5429	#72-5335	#73-5453	#74-5549	#75-5386	#76-5489	#77-5395	#78-5460	#79-5666	#80-5609
#81-5418	#82-5362	#83-5276	#84-5651	#85-5421	#86-5482	#87-5445	#88-5356	#89-5414	#90-5693
#91-5614	#92-5447	#93-5718	#94-5580	#95-5308	#96-5610	#97-5626	#98-5650	#99-5298	#100-5442

**Type 6 #9 [Back to Summary]**

**This table contains a list of 100 hop frequencies, randomly selected from 5250-5724MHz in 1MHz steps**

#01-5262	#02-5396	#03-5496	#04-5532	#05-5361	#06-5426	#07-5493	#08-5697	#09-5433	#10-5452
#11-5707	#12-5658	#13-5507	#14-5644	#15-5467	#16-5281	#17-5708	#18-5358	#19-5265	#20-5366
#21-5424	#22-5404	#23-5659	#24-5680	#25-5392	#26-5633	#27-5336	#28-5283	#29-5301	#30-5723
#31-5517	#32-5436	#33-5703	#34-5458	#35-5408	#36-5673	#37-5548	#38-5588	#39-5712	#40-5450
#41-5429	#42-5591	#43-5411	#44-5465	#45-5310	#46-5323	#47-5389	#48-5684	#49-5582	#50-5627
#51-5518	#52-5635	#53-5656	#54-5268	#55-5583	#56-5461	#57-5541	#58-5453	#59-5339	#60-5460
#61-5646	#62-5434	#63-5660	#64-5520	#65-5679	#66-5298	#67-5485	#68-5381	#69-5333	#70-5409
#71-5494	#72-5277	#73-5640	#74-5719	#75-5537	#76-5498	#77-5464	#78-5332	#79-5559	#80-5672
#81-5443	#82-5345	#83-5724	#84-5525	#85-5296	#86-5440	#87-5550	#88-5600	#89-5385	#90-5622
#91-5714	#92-5508	#93-5407	#94-5476	#95-5669	#96-5356	#97-5275	#98-5628	#99-5553	#100-5499

**Type 6 #10 [Back to Summary]**

**This table contains a list of 100 hop frequencies, randomly selected from 5250-5724MHz in 1MHz steps**

#01-5468	#02-5273	#03-5608	#04-5265	#05-5296	#06-5687	#07-5327	#08-5307	#09-5618	#10-5392
#11-5386	#12-5452	#13-5338	#14-5661	#15-5719	#16-5632	#17-5582	#18-5660	#19-5505	#20-5676
#21-5250	#22-5359	#23-5379	#24-5650	#25-5461	#26-5271	#27-5519	#28-5701	#29-5534	#30-5293
#31-5495	#32-5669	#33-5602	#34-5700	#35-5642	#36-5280	#37-5417	#38-5503	#39-5637	#40-5304
#41-5350	#42-5491	#43-5480	#44-5578	#45-5305	#46-5318	#47-5539	#48-5675	#49-5448	#50-5693
#51-5297	#52-5548	#53-5467	#54-5639	#55-5478	#56-5339	#57-5537	#58-5641	#59-5666	#60-5533
#61-5331	#62-5334	#63-5348	#64-5615	#65-5508	#66-5460	#67-5685	#68-5601	#69-5415	#70-5406
#71-5593	#72-5622	#73-5624	#74-5592	#75-5322	#76-5405	#77-5310	#78-5456	#79-5569	#80-5502
#81-5366	#82-5324	#83-5447	#84-5371	#85-5385	#86-5311	#87-5414	#88-5605	#89-5587	#90-5696
#91-5496	#92-5269	#93-5381	#94-5522	#95-5583	#96-5579	#97-5597	#98-5571	#99-5252	#100-5429

This test report may be reproduced in full only. The document may only be updated by MiCOM Labs personnel. All changes will be noted in the Document History section of the report.



**Title:** Radwin Ltd AP0158770 RF Wireless Module  
**To:** FCC 15.407 & Industry Canada RSS-247 Issue 1  
**Serial #:** RDWN39-U9c DFS Rev A  
**Issue Date:** 4<sup>th</sup> December 2015  
**Page:** 219 of 225

**Type 6 #11 [Back to Summary]**

**This table contains a list of 100 hop frequencies, randomly selected from 5250-5724MHz in 1MHz steps**

#01-5650	#02-5567	#03-5296	#04-5578	#05-5267	#06-5381	#07-5580	#08-5459	#09-5688	#10-5554
#11-5693	#12-5273	#13-5417	#14-5387	#15-5325	#16-5624	#17-5637	#18-5660	#19-5535	#20-5543
#21-5621	#22-5376	#23-5605	#24-5436	#25-5492	#26-5359	#27-5608	#28-5452	#29-5602	#30-5696
#31-5656	#32-5364	#33-5512	#34-5268	#35-5445	#36-5542	#37-5264	#38-5560	#39-5648	#40-5473
#41-5256	#42-5487	#43-5532	#44-5440	#45-5438	#46-5358	#47-5520	#48-5385	#49-5507	#50-5679
#51-5685	#52-5635	#53-5442	#54-5718	#55-5524	#56-5687	#57-5585	#58-5336	#59-5633	#60-5498
#61-5377	#62-5581	#63-5717	#64-5623	#65-5486	#66-5399	#67-5666	#68-5508	#69-5609	#70-5326
#71-5262	#72-5311	#73-5536	#74-5384	#75-5568	#76-5415	#77-5722	#78-5564	#79-5670	#80-5261
#81-5270	#82-5647	#83-5518	#84-5460	#85-5645	#86-5404	#87-5474	#88-5265	#89-5700	#90-5603
#91-5630	#92-5540	#93-5584	#94-5597	#95-5370	#96-5443	#97-5724	#98-5319	#99-5380	#100-5432

**Type 6 #12 [Back to Summary]**

**This table contains a list of 100 hop frequencies, randomly selected from 5250-5724MHz in 1MHz steps**

#01-5398	#02-5680	#03-5522	#04-5588	#05-5676	#06-5319	#07-5275	#08-5432	#09-5658	#10-5705
#11-5602	#12-5656	#13-5692	#14-5663	#15-5270	#16-5653	#17-5455	#18-5576	#19-5722	#20-5336
#21-5657	#22-5479	#23-5278	#24-5598	#25-5387	#26-5512	#27-5443	#28-5279	#29-5670	#30-5578
#31-5378	#32-5371	#33-5516	#34-5312	#35-5689	#36-5308	#37-5541	#38-5523	#39-5675	#40-5421
#41-5697	#42-5560	#43-5664	#44-5629	#45-5431	#46-5422	#47-5321	#48-5281	#49-5626	#50-5294
#51-5499	#52-5643	#53-5652	#54-5648	#55-5450	#56-5414	#57-5600	#58-5720	#59-5486	#60-5329
#61-5577	#62-5481	#63-5390	#64-5606	#65-5601	#66-5306	#67-5595	#68-5639	#69-5303	#70-5301
#71-5385	#72-5507	#73-5442	#74-5459	#75-5608	#76-5261	#77-5582	#78-5599	#79-5714	#80-5346
#81-5469	#82-5472	#83-5562	#84-5393	#85-5286	#86-5384	#87-5340	#88-5358	#89-5320	#90-5659
#91-5617	#92-5707	#93-5513	#94-5272	#95-5555	#96-5366	#97-5674	#98-5702	#99-5575	#100-5633

**Type 6 #13 [Back to Summary]**

**This table contains a list of 100 hop frequencies, randomly selected from 5250-5724MHz in 1MHz steps**

#01-5262	#02-5386	#03-5460	#04-5715	#05-5716	#06-5531	#07-5588	#08-5387	#09-5611	#10-5340
#11-5480	#12-5261	#13-5642	#14-5294	#15-5457	#16-5269	#17-5461	#18-5549	#19-5669	#20-5705
#21-5430	#22-5551	#23-5614	#24-5476	#25-5670	#26-5585	#27-5431	#28-5466	#29-5398	#30-5290
#31-5368	#32-5619	#33-5564	#34-5256	#35-5393	#36-5348	#37-5552	#38-5456	#39-5542	#40-5297
#41-5527	#42-5420	#43-5595	#44-5703	#45-5347	#46-5714	#47-5374	#48-5282	#49-5594	#50-5452
#51-5435	#52-5497	#53-5724	#54-5489	#55-5295	#56-5407	#57-5646	#58-5462	#59-5299	#60-5361
#61-5367	#62-5328	#63-5469	#64-5451	#65-5442	#66-5317	#67-5499	#68-5613	#69-5504	#70-5337
#71-5708	#72-5305	#73-5325	#74-5607	#75-5333	#76-5409	#77-5640	#78-5335	#79-5275	#80-5364
#81-5484	#82-5629	#83-5302	#84-5606	#85-5298	#86-5620	#87-5560	#88-5477	#89-5365	#90-5303
#91-5517	#92-5483	#93-5621	#94-5630	#95-5647	#96-5648	#97-5345	#98-5563	#99-5656	#100-5266

**Type 6 #14 [Back to Summary]**

**This table contains a list of 100 hop frequencies, randomly selected from 5250-5724MHz in 1MHz steps**

#01-5433	#02-5695	#03-5313	#04-5324	#05-5527	#06-5303	#07-5384	#08-5275	#09-5342	#10-5691
#11-5355	#12-5614	#13-5412	#14-5398	#15-5485	#16-5450	#17-5717	#18-5669	#19-5585	#20-5593
#21-5251	#22-5533	#23-5373	#24-5436	#25-5463	#26-5486	#27-5716	#28-5420	#29-5654	#30-5523

This test report may be reproduced in full only. The document may only be updated by MiCOM Labs personnel. All changes will be noted in the Document History section of the report.



**Title:** Radwin Ltd AP0158770 RF Wireless Module  
**To:** FCC 15.407 & Industry Canada RSS-247 Issue 1  
**Serial #:** RDWN39-U9c DFS Rev A  
**Issue Date:** 4<sup>th</sup> December 2015  
**Page:** 220 of 225

#31-5432	#32-5535	#33-5446	#34-5332	#35-5543	#36-5699	#37-5506	#38-5343	#39-5339	#40-5686
#41-5550	#42-5378	#43-5655	#44-5265	#45-5499	#46-5405	#47-5619	#48-5571	#49-5712	#50-5549
#51-5431	#52-5664	#53-5612	#54-5314	#55-5542	#56-5392	#57-5580	#58-5418	#59-5647	#60-5616
#61-5329	#62-5316	#63-5666	#64-5475	#65-5624	#66-5492	#67-5503	#68-5290	#69-5707	#70-5720
#71-5448	#72-5467	#73-5284	#74-5676	#75-5445	#76-5500	#77-5387	#78-5264	#79-5644	#80-5604
#81-5336	#82-5278	#83-5689	#84-5675	#85-5483	#86-5382	#87-5455	#88-5288	#89-5660	#90-5518
#91-5393	#92-5671	#93-5307	#94-5391	#95-5430	#96-5356	#97-5590	#98-5540	#99-5650	#100-5565

**Type 6 #15 [Back to Summary]**

**This table contains a list of 100 hop frequencies, randomly selected from 5250-5724MHz in 1MHz steps**

#01-5377	#02-5466	#03-5452	#04-5366	#05-5666	#06-5676	#07-5396	#08-5312	#09-5389	#10-5595
#11-5448	#12-5541	#13-5270	#14-5492	#15-5574	#16-5514	#17-5467	#18-5512	#19-5457	#20-5283
#21-5526	#22-5615	#23-5255	#24-5620	#25-5442	#26-5493	#27-5598	#28-5464	#29-5659	#30-5705
#31-5413	#32-5398	#33-5275	#34-5643	#35-5395	#36-5641	#37-5252	#38-5647	#39-5719	#40-5566
#41-5286	#42-5400	#43-5254	#44-5325	#45-5351	#46-5491	#47-5599	#48-5624	#49-5580	#50-5404
#51-5613	#52-5327	#53-5333	#54-5616	#55-5288	#56-5486	#57-5460	#58-5557	#59-5648	#60-5423
#61-5328	#62-5657	#63-5408	#64-5432	#65-5300	#66-5515	#67-5346	#68-5658	#69-5545	#70-5518
#71-5722	#72-5376	#73-5610	#74-5654	#75-5519	#76-5619	#77-5699	#78-5608	#79-5505	#80-5341
#81-5335	#82-5314	#83-5384	#84-5605	#85-5634	#86-5430	#87-5420	#88-5724	#89-5546	#90-5488
#91-5354	#92-5272	#93-5571	#94-5618	#95-5700	#96-5497	#97-5527	#98-5617	#99-5318	#100-5534

**Type 6 #16 [Back to Summary]**

**This table contains a list of 100 hop frequencies, randomly selected from 5250-5724MHz in 1MHz steps**

#01-5442	#02-5619	#03-5637	#04-5600	#05-5530	#06-5288	#07-5696	#08-5528	#09-5354	#10-5298
#11-5597	#12-5316	#13-5346	#14-5710	#15-5381	#16-5471	#17-5437	#18-5477	#19-5341	#20-5546
#21-5377	#22-5617	#23-5353	#24-5289	#25-5286	#26-5468	#27-5700	#28-5371	#29-5421	#30-5685
#31-5613	#32-5273	#33-5526	#34-5490	#35-5692	#36-5283	#37-5624	#38-5277	#39-5267	#40-5383
#41-5306	#42-5400	#43-5504	#44-5521	#45-5315	#46-5569	#47-5276	#48-5340	#49-5420	#50-5525
#51-5497	#52-5562	#53-5251	#54-5534	#55-5561	#56-5494	#57-5545	#58-5720	#59-5406	#60-5658
#61-5337	#62-5709	#63-5293	#64-5363	#65-5616	#66-5503	#67-5403	#68-5577	#69-5684	#70-5518
#71-5678	#72-5719	#73-5510	#74-5380	#75-5345	#76-5330	#77-5515	#78-5501	#79-5688	#80-5531
#81-5488	#82-5408	#83-5446	#84-5281	#85-5586	#86-5450	#87-5693	#88-5415	#89-5460	#90-5701
#91-5676	#92-5661	#93-5567	#94-5565	#95-5703	#96-5608	#97-5321	#98-5414	#99-5581	#100-5301

**Type 6 #17 [Back to Summary]**

**This table contains a list of 100 hop frequencies, randomly selected from 5250-5724MHz in 1MHz steps**

#01-5253	#02-5391	#03-5589	#04-5311	#05-5577	#06-5546	#07-5622	#08-5517	#09-5582	#10-5556
#11-5377	#12-5344	#13-5681	#14-5447	#15-5372	#16-5487	#17-5342	#18-5518	#19-5593	#20-5512
#21-5299	#22-5514	#23-5451	#24-5427	#25-5572	#26-5393	#27-5673	#28-5496	#29-5523	#30-5329
#31-5460	#32-5324	#33-5552	#34-5395	#35-5376	#36-5420	#37-5416	#38-5525	#39-5597	#40-5396
#41-5668	#42-5368	#43-5369	#44-5551	#45-5403	#46-5705	#47-5370	#48-5442	#49-5465	#50-5516
#51-5527	#52-5318	#53-5251	#54-5464	#55-5664	#56-5412	#57-5463	#58-5434	#59-5598	#60-5375
#61-5719	#62-5502	#63-5345	#64-5303	#65-5536	#66-5320	#67-5677	#68-5542	#69-5646	#70-5446
#71-5355	#72-5331	#73-5600	#74-5419	#75-5413	#76-5553	#77-5304	#78-5307	#79-5538	#80-5658

This test report may be reproduced in full only. The document may only be updated by MiCOM Labs personnel. All changes will be noted in the Document History section of the report.



**Title:** Radwin Ltd AP0158770 RF Wireless Module  
**To:** FCC 15.407 & Industry Canada RSS-247 Issue 1  
**Serial #:** RDWN39-U9c DFS Rev A  
**Issue Date:** 4<sup>th</sup> December 2015  
**Page:** 221 of 225

#81-5484	#82-5394	#83-5636	#84-5480	#85-5674	#86-5591	#87-5273	#88-5497	#89-5611	#90-5418
#91-5489	#92-5698	#93-5606	#94-5350	#95-5620	#96-5319	#97-5294	#98-5270	#99-5295	#100-5321

[Type 6 #18 \[Back to Summary\]](#)

**This table contains a list of 100 hop frequencies, randomly selected from 5250-5724MHz in 1MHz steps**

#01-5662	#02-5689	#03-5412	#04-5525	#05-5282	#06-5391	#07-5409	#08-5447	#09-5316	#10-5480
#11-5482	#12-5648	#13-5576	#14-5406	#15-5528	#16-5308	#17-5353	#18-5532	#19-5719	#20-5503
#21-5539	#22-5636	#23-5564	#24-5302	#25-5402	#26-5410	#27-5498	#28-5566	#29-5622	#30-5441
#31-5267	#32-5392	#33-5477	#34-5321	#35-5262	#36-5626	#37-5586	#38-5696	#39-5578	#40-5277
#41-5615	#42-5292	#43-5328	#44-5468	#45-5373	#46-5427	#47-5473	#48-5464	#49-5515	#50-5524
#51-5433	#52-5486	#53-5276	#54-5516	#55-5507	#56-5275	#57-5375	#58-5360	#59-5597	#60-5618
#61-5567	#62-5550	#63-5599	#64-5463	#65-5340	#66-5420	#67-5504	#68-5393	#69-5627	#70-5446
#71-5381	#72-5678	#73-5692	#74-5613	#75-5496	#76-5558	#77-5345	#78-5653	#79-5700	#80-5661
#81-5284	#82-5301	#83-5347	#84-5258	#85-5506	#86-5366	#87-5685	#88-5712	#89-5500	#90-5475
#91-5573	#92-5706	#93-5384	#94-5298	#95-5467	#96-5453	#97-5255	#98-5256	#99-5693	#100-5320

[Type 6 #19 \[Back to Summary\]](#)

**This table contains a list of 100 hop frequencies, randomly selected from 5250-5724MHz in 1MHz steps**

#01-5613	#02-5327	#03-5302	#04-5532	#05-5308	#06-5628	#07-5260	#08-5441	#09-5279	#10-5431
#11-5398	#12-5660	#13-5584	#14-5515	#15-5452	#16-5591	#17-5681	#18-5699	#19-5459	#20-5689
#21-5406	#22-5376	#23-5696	#24-5697	#25-5558	#26-5565	#27-5355	#28-5340	#29-5621	#30-5693
#31-5688	#32-5412	#33-5269	#34-5680	#35-5698	#36-5307	#37-5529	#38-5520	#39-5471	#40-5293
#41-5425	#42-5295	#43-5524	#44-5507	#45-5264	#46-5586	#47-5298	#48-5522	#49-5253	#50-5638
#51-5486	#52-5356	#53-5494	#54-5559	#55-5475	#56-5313	#57-5705	#58-5335	#59-5663	#60-5535
#61-5429	#62-5692	#63-5620	#64-5353	#65-5433	#66-5635	#67-5707	#68-5641	#69-5401	#70-5410
#71-5610	#72-5630	#73-5652	#74-5357	#75-5283	#76-5265	#77-5292	#78-5562	#79-5420	#80-5299
#81-5651	#82-5637	#83-5436	#84-5389	#85-5556	#86-5719	#87-5548	#88-5435	#89-5482	#90-5720
#91-5328	#92-5629	#93-5404	#94-5675	#95-5315	#96-5392	#97-5370	#98-5568	#99-5278	#100-5581

[Type 6 #20 \[Back to Summary\]](#)

**This table contains a list of 100 hop frequencies, randomly selected from 5250-5724MHz in 1MHz steps**

#01-5428	#02-5386	#03-5632	#04-5442	#05-5255	#06-5690	#07-5566	#08-5621	#09-5698	#10-5258
#11-5252	#12-5570	#13-5426	#14-5520	#15-5449	#16-5568	#17-5335	#18-5407	#19-5586	#20-5425
#21-5347	#22-5419	#23-5362	#24-5573	#25-5378	#26-5628	#27-5433	#28-5543	#29-5701	#30-5420
#31-5300	#32-5370	#33-5271	#34-5319	#35-5459	#36-5299	#37-5481	#38-5364	#39-5713	#40-5582
#41-5593	#42-5636	#43-5509	#44-5711	#45-5325	#46-5308	#47-5702	#48-5286	#49-5476	#50-5472
#51-5307	#52-5687	#53-5706	#54-5577	#55-5483	#56-5259	#57-5274	#58-5313	#59-5351	#60-5506
#61-5273	#62-5644	#63-5528	#64-5683	#65-5606	#66-5549	#67-5357	#68-5311	#69-5399	#70-5336
#71-5695	#72-5418	#73-5253	#74-5557	#75-5436	#76-5635	#77-5376	#78-5497	#79-5320	#80-5651
#81-5397	#82-5316	#83-5479	#84-5363	#85-5337	#86-5389	#87-5561	#88-5275	#89-5422	#90-5612
#91-5569	#92-5716	#93-5277	#94-5443	#95-5484	#96-5595	#97-5700	#98-5326	#99-5385	#100-5518

This test report may be reproduced in full only. The document may only be updated by MiCOM Labs personnel. All changes will be noted in the Document History section of the report.



**Title:** Radwin Ltd AP0158770 RF Wireless Module  
**To:** FCC 15.407 & Industry Canada RSS-247 Issue 1  
**Serial #:** RDWN39-U9c DFS Rev A  
**Issue Date:** 4<sup>th</sup> December 2015  
**Page:** 222 of 225

**Type 6 #21 [Back to Summary]**

**This table contains a list of 100 hop frequencies, randomly selected from 5250-5724MHz in 1MHz steps**

#01-5702	#02-5270	#03-5296	#04-5348	#05-5623	#06-5535	#07-5718	#08-5425	#09-5359	#10-5682
#11-5414	#12-5415	#13-5596	#14-5467	#15-5380	#16-5521	#17-5586	#18-5374	#19-5638	#20-5645
#21-5531	#22-5652	#23-5712	#24-5445	#25-5654	#26-5304	#27-5561	#28-5306	#29-5422	#30-5714
#31-5344	#32-5277	#33-5543	#34-5411	#35-5398	#36-5514	#37-5350	#38-5376	#39-5611	#40-5436
#41-5691	#42-5612	#43-5551	#44-5540	#45-5406	#46-5701	#47-5354	#48-5323	#49-5363	#50-5677
#51-5471	#52-5300	#53-5282	#54-5576	#55-5419	#56-5524	#57-5481	#58-5407	#59-5369	#60-5661
#61-5692	#62-5320	#63-5387	#64-5302	#65-5706	#66-5257	#67-5485	#68-5722	#69-5276	#70-5588
#71-5686	#72-5349	#73-5618	#74-5666	#75-5327	#76-5456	#77-5707	#78-5308	#79-5287	#80-5597
#81-5556	#82-5361	#83-5365	#84-5662	#85-5656	#86-5624	#87-5317	#88-5279	#89-5480	#90-5403
#91-5372	#92-5316	#93-5603	#94-5679	#95-5444	#96-5552	#97-5617	#98-5338	#99-5658	#100-5683

**Type 6 #22 [Back to Summary]**

**This table contains a list of 100 hop frequencies, randomly selected from 5250-5724MHz in 1MHz steps**

#01-5306	#02-5583	#03-5404	#04-5675	#05-5386	#06-5603	#07-5655	#08-5448	#09-5526	#10-5471
#11-5670	#12-5590	#13-5319	#14-5554	#15-5395	#16-5621	#17-5688	#18-5276	#19-5656	#20-5429
#21-5387	#22-5685	#23-5562	#24-5407	#25-5334	#26-5640	#27-5430	#28-5332	#29-5402	#30-5284
#31-5663	#32-5272	#33-5432	#34-5704	#35-5599	#36-5718	#37-5700	#38-5674	#39-5401	#40-5714
#41-5282	#42-5601	#43-5608	#44-5699	#45-5507	#46-5722	#47-5298	#48-5533	#49-5547	#50-5588
#51-5478	#52-5545	#53-5346	#54-5270	#55-5721	#56-5591	#57-5422	#58-5573	#59-5295	#60-5492
#61-5532	#62-5647	#63-5340	#64-5679	#65-5645	#66-5264	#67-5345	#68-5505	#69-5440	#70-5355
#71-5333	#72-5551	#73-5643	#74-5381	#75-5523	#76-5579	#77-5421	#78-5322	#79-5408	#80-5503
#81-5698	#82-5435	#83-5391	#84-5711	#85-5359	#86-5325	#87-5302	#88-5349	#89-5631	#90-5344
#91-5626	#92-5495	#93-5288	#94-5439	#95-5262	#96-5316	#97-5539	#98-5289	#99-5552	#100-5290

**Type 6 #23 [Back to Summary]**

**This table contains a list of 100 hop frequencies, randomly selected from 5250-5724MHz in 1MHz steps**

#01-5299	#02-5441	#03-5321	#04-5459	#05-5307	#06-5453	#07-5656	#08-5425	#09-5428	#10-5666
#11-5635	#12-5526	#13-5298	#14-5369	#15-5699	#16-5603	#17-5380	#18-5451	#19-5262	#20-5287
#21-5391	#22-5677	#23-5572	#24-5552	#25-5688	#26-5640	#27-5694	#28-5491	#29-5632	#30-5415
#31-5293	#32-5607	#33-5663	#34-5341	#35-5519	#36-5288	#37-5591	#38-5719	#39-5621	#40-5644
#41-5685	#42-5641	#43-5585	#44-5350	#45-5714	#46-5319	#47-5437	#48-5408	#49-5562	#50-5540
#51-5253	#52-5488	#53-5473	#54-5344	#55-5537	#56-5687	#57-5658	#58-5521	#59-5501	#60-5613
#61-5277	#62-5587	#63-5681	#64-5574	#65-5661	#66-5386	#67-5554	#68-5367	#69-5439	#70-5717
#71-5655	#72-5692	#73-5651	#74-5625	#75-5444	#76-5256	#77-5455	#78-5316	#79-5659	#80-5434
#81-5281	#82-5539	#83-5684	#84-5624	#85-5334	#86-5710	#87-5405	#88-5433	#89-5278	#90-5557
#91-5487	#92-5283	#93-5469	#94-5351	#95-5272	#96-5257	#97-5503	#98-5611	#99-5443	#100-5496

**Type 6 #24 [Back to Summary]**

**This table contains a list of 100 hop frequencies, randomly selected from 5250-5724MHz in 1MHz steps**

#01-5542	#02-5665	#03-5481	#04-5610	#05-5312	#06-5454	#07-5327	#08-5495	#09-5407	#10-5686
#11-5653	#12-5497	#13-5543	#14-5371	#15-5302	#16-5486	#17-5469	#18-5274	#19-5381	#20-5283
#21-5533	#22-5627	#23-5384	#24-5350	#25-5617	#26-5405	#27-5351	#28-5269	#29-5708	#30-5447

This test report may be reproduced in full only. The document may only be updated by MiCOM Labs personnel. All changes will be noted in the Document History section of the report.



**Title:** Radwin Ltd AP0158770 RF Wireless Module  
**To:** FCC 15.407 & Industry Canada RSS-247 Issue 1  
**Serial #:** RDWN39-U9c DFS Rev A  
**Issue Date:** 4<sup>th</sup> December 2015  
**Page:** 223 of 225

#31-5538	#32-5298	#33-5716	#34-5510	#35-5722	#36-5393	#37-5448	#38-5675	#39-5506	#40-5328
#41-5663	#42-5596	#43-5559	#44-5651	#45-5705	#46-5372	#47-5511	#48-5512	#49-5478	#50-5479
#51-5410	#52-5687	#53-5640	#54-5530	#55-5718	#56-5631	#57-5352	#58-5308	#59-5684	#60-5397
#61-5604	#62-5374	#63-5342	#64-5270	#65-5324	#66-5600	#67-5679	#68-5595	#69-5281	#70-5513
#71-5515	#72-5356	#73-5621	#74-5660	#75-5309	#76-5544	#77-5555	#78-5547	#79-5331	#80-5463
#81-5262	#82-5455	#83-5293	#84-5403	#85-5401	#86-5636	#87-5254	#88-5618	#89-5581	#90-5338
#91-5418	#92-5491	#93-5404	#94-5603	#95-5341	#96-5609	#97-5267	#98-5590	#99-5611	#100-5706

**Type 6 #25 [Back to Summary]**

**This table contains a list of 100 hop frequencies, randomly selected from 5250-5724MHz in 1MHz steps**

#01-5411	#02-5314	#03-5274	#04-5337	#05-5310	#06-5675	#07-5460	#08-5292	#09-5545	#10-5330
#11-5540	#12-5280	#13-5447	#14-5658	#15-5443	#16-5369	#17-5561	#18-5352	#19-5585	#20-5514
#21-5532	#22-5278	#23-5418	#24-5630	#25-5665	#26-5350	#27-5456	#28-5446	#29-5396	#30-5569
#31-5615	#32-5421	#33-5584	#34-5612	#35-5360	#36-5619	#37-5304	#38-5407	#39-5539	#40-5518
#41-5338	#42-5676	#43-5373	#44-5406	#45-5521	#46-5622	#47-5489	#48-5678	#49-5279	#50-5508
#51-5542	#52-5442	#53-5603	#54-5285	#55-5581	#56-5432	#57-5370	#58-5574	#59-5254	#60-5570
#61-5348	#62-5695	#63-5390	#64-5276	#65-5324	#66-5356	#67-5482	#68-5666	#69-5298	#70-5427
#71-5700	#72-5263	#73-5466	#74-5506	#75-5553	#76-5558	#77-5682	#78-5493	#79-5367	#80-5311
#81-5322	#82-5703	#83-5705	#84-5302	#85-5653	#86-5498	#87-5454	#88-5403	#89-5693	#90-5419
#91-5404	#92-5706	#93-5708	#94-5379	#95-5516	#96-5257	#97-5724	#98-5365	#99-5467	#100-5590

**Type 6 #26 [Back to Summary]**

**This table contains a list of 100 hop frequencies, randomly selected from 5250-5724MHz in 1MHz steps**

#01-5344	#02-5364	#03-5651	#04-5586	#05-5271	#06-5420	#07-5613	#08-5580	#09-5540	#10-5633
#11-5317	#12-5297	#13-5303	#14-5451	#15-5275	#16-5418	#17-5568	#18-5273	#19-5256	#20-5511
#21-5484	#22-5522	#23-5378	#24-5356	#25-5291	#26-5675	#27-5493	#28-5280	#29-5575	#30-5682
#31-5486	#32-5365	#33-5641	#34-5252	#35-5637	#36-5433	#37-5707	#38-5330	#39-5564	#40-5588
#41-5322	#42-5332	#43-5353	#44-5463	#45-5530	#46-5699	#47-5644	#48-5617	#49-5341	#50-5460
#51-5558	#52-5604	#53-5457	#54-5640	#55-5379	#56-5662	#57-5336	#58-5510	#59-5308	#60-5360
#61-5536	#62-5704	#63-5345	#64-5535	#65-5272	#66-5505	#67-5385	#68-5290	#69-5650	#70-5254
#71-5647	#72-5411	#73-5606	#74-5296	#75-5552	#76-5394	#77-5519	#78-5361	#79-5683	#80-5590
#81-5343	#82-5374	#83-5286	#84-5598	#85-5429	#86-5517	#87-5578	#88-5392	#89-5477	#90-5328
#91-5264	#92-5520	#93-5367	#94-5720	#95-5676	#96-5388	#97-5481	#98-5300	#99-5266	#100-5635

**Type 6 #27 [Back to Summary]**

**This table contains a list of 100 hop frequencies, randomly selected from 5250-5724MHz in 1MHz steps**

#01-5443	#02-5496	#03-5411	#04-5637	#05-5551	#06-5518	#07-5542	#08-5398	#09-5349	#10-5494
#11-5510	#12-5610	#13-5695	#14-5499	#15-5399	#16-5326	#17-5592	#18-5437	#19-5507	#20-5502
#21-5569	#22-5397	#23-5500	#24-5603	#25-5435	#26-5567	#27-5697	#28-5451	#29-5539	#30-5465
#31-5463	#32-5568	#33-5352	#34-5268	#35-5605	#36-5276	#37-5599	#38-5659	#39-5654	#40-5639
#41-5285	#42-5260	#43-5488	#44-5470	#45-5527	#46-5312	#47-5613	#48-5587	#49-5277	#50-5489
#51-5316	#52-5295	#53-5420	#54-5635	#55-5283	#56-5366	#57-5368	#58-5699	#59-5425	#60-5623
#61-5679	#62-5533	#63-5482	#64-5656	#65-5296	#66-5307	#67-5712	#68-5632	#69-5483	#70-5290
#71-5490	#72-5365	#73-5287	#74-5653	#75-5563	#76-5677	#77-5561	#78-5522	#79-5357	#80-5571

This test report may be reproduced in full only. The document may only be updated by MiCOM Labs personnel. All changes will be noted in the Document History section of the report.



**Title:** Radwin Ltd AP0158770 RF Wireless Module  
**To:** FCC 15.407 & Industry Canada RSS-247 Issue 1  
**Serial #:** RDWN39-U9c DFS Rev A  
**Issue Date:** 4<sup>th</sup> December 2015  
**Page:** 224 of 225

#81-5634	#82-5480	#83-5684	#84-5478	#85-5266	#86-5330	#87-5689	#88-5680	#89-5640	#90-5254
#91-5626	#92-5426	#93-5369	#94-5647	#95-5402	#96-5537	#97-5379	#98-5395	#99-5643	#100-5328

**Type 6 #28 [Back to Summary]**

**This table contains a list of 100 hop frequencies, randomly selected from 5250-5724MHz in 1MHz steps**

#01-5440	#02-5659	#03-5515	#04-5309	#05-5252	#06-5583	#07-5696	#08-5334	#09-5383	#10-5364
#11-5675	#12-5390	#13-5501	#14-5401	#15-5607	#16-5410	#17-5466	#18-5684	#19-5525	#20-5372
#21-5363	#22-5534	#23-5630	#24-5661	#25-5500	#26-5317	#27-5639	#28-5719	#29-5710	#30-5527
#31-5687	#32-5653	#33-5555	#34-5290	#35-5274	#36-5688	#37-5681	#38-5328	#39-5356	#40-5708
#41-5406	#42-5365	#43-5304	#44-5485	#45-5649	#46-5693	#47-5289	#48-5716	#49-5320	#50-5420
#51-5594	#52-5483	#53-5680	#54-5326	#55-5375	#56-5609	#57-5476	#58-5307	#59-5339	#60-5397
#61-5562	#62-5713	#63-5462	#64-5670	#65-5360	#66-5582	#67-5447	#68-5510	#69-5606	#70-5419
#71-5426	#72-5542	#73-5682	#74-5418	#75-5576	#76-5349	#77-5599	#78-5253	#79-5342	#80-5600
#81-5689	#82-5624	#83-5558	#84-5565	#85-5650	#86-5465	#87-5258	#88-5528	#89-5316	#90-5273
#91-5703	#92-5432	#93-5519	#94-5535	#95-5538	#96-5425	#97-5306	#98-5388	#99-5368	#100-5282

**Type 6 #29 [Back to Summary]**

**This table contains a list of 100 hop frequencies, randomly selected from 5250-5724MHz in 1MHz steps**

#01-5671	#02-5625	#03-5416	#04-5433	#05-5336	#06-5483	#07-5455	#08-5620	#09-5292	#10-5320
#11-5396	#12-5683	#13-5368	#14-5676	#15-5280	#16-5579	#17-5501	#18-5327	#19-5673	#20-5615
#21-5510	#22-5403	#23-5597	#24-5491	#25-5417	#26-5459	#27-5354	#28-5543	#29-5642	#30-5363
#31-5462	#32-5570	#33-5667	#34-5296	#35-5612	#36-5675	#37-5398	#38-5467	#39-5378	#40-5500
#41-5322	#42-5420	#43-5705	#44-5632	#45-5435	#46-5473	#47-5400	#48-5583	#49-5508	#50-5529
#51-5310	#52-5316	#53-5497	#54-5518	#55-5277	#56-5649	#57-5265	#58-5602	#59-5637	#60-5703
#61-5654	#62-5550	#63-5314	#64-5329	#65-5431	#66-5284	#67-5423	#68-5542	#69-5340	#70-5422
#71-5690	#72-5306	#73-5668	#74-5308	#75-5495	#76-5321	#77-5558	#78-5401	#79-5601	#80-5523
#81-5343	#82-5648	#83-5451	#84-5372	#85-5410	#86-5441	#87-5300	#88-5298	#89-5609	#90-5458
#91-5328	#92-5519	#93-5429	#94-5389	#95-5362	#96-5721	#97-5498	#98-5406	#99-5345	#100-5312

**Type 6 #30 [Back to Summary]**

**This table contains a list of 100 hop frequencies, randomly selected from 5250-5724MHz in 1MHz steps**

#01-5593	#02-5322	#03-5543	#04-5607	#05-5602	#06-5631	#07-5346	#08-5432	#09-5400	#10-5388
#11-5523	#12-5695	#13-5406	#14-5682	#15-5558	#16-5421	#17-5301	#18-5382	#19-5623	#20-5372
#21-5641	#22-5459	#23-5704	#24-5701	#25-5580	#26-5657	#27-5312	#28-5289	#29-5403	#30-5353
#31-5367	#32-5723	#33-5585	#34-5604	#35-5379	#36-5489	#37-5532	#38-5535	#39-5679	#40-5591
#41-5320	#42-5530	#43-5548	#44-5273	#45-5431	#46-5662	#47-5665	#48-5670	#49-5365	#50-5508
#51-5698	#52-5396	#53-5422	#54-5587	#55-5564	#56-5630	#57-5271	#58-5699	#59-5284	#60-5393
#61-5722	#62-5285	#63-5697	#64-5545	#65-5327	#66-5428	#67-5464	#68-5536	#69-5575	#70-5338
#71-5418	#72-5299	#73-5687	#74-5389	#75-5424	#76-5557	#77-5475	#78-5374	#79-5348	#80-5457
#81-5712	#82-5583	#83-5274	#84-5439	#85-5516	#86-5368	#87-5510	#88-5560	#89-5645	#90-5448
#91-5462	#92-5452	#93-5354	#94-5483	#95-5451	#96-5384	#97-5515	#98-5419	#99-5460	#100-5390

This test report may be reproduced in full only. The document may only be updated by MiCOM Labs personnel. All changes will be noted in the Document History section of the report.





575 Boulder Court  
Pleasanton, California 94566, USA  
Tel: +1 (925) 462 0304  
Fax: +1 (925) 462 0306  
[www.micomlabs.com](http://www.micomlabs.com)